

# TrustMee: Self-Verifying Remote Attestation Evidence

Parsa Sadri Sinaki  
*parsa.sadrisinaki@aalto.fi*  
Aalto University

Zainab Ahmad  
*zainabahmad1511@gmail.com*  
Ericsson Research  
Aalto University

Wentao Xie  
*wentao.xie22@gmail.com*  
Ericsson Research  
Aalto University

Merlijn Sebrechts  
*merlijn.sebrechts@ugent.be*  
Ghent University & imec

Jimmy Kjällman  
*jimmy.kjallman@ericsson.com*  
Ericsson Research

Lachlan J. Gunn  
*lachlan@gunn.ee*  
Aalto University

## Abstract

Hardware-secured remote attestation is essential to establishing trust in the integrity of confidential virtual machines (cVMs), but is difficult to use in practice because verifying attestation evidence requires the use of hardware-specific cryptographic logic. This increases both maintenance costs and the verifiers' trusted computing base.

We introduce the concept of *self-verifying* remote attestation evidence. Each attestation bundle identifies its verification logic in the form of a WebAssembly component that is downloaded by the verifier and executed. This approach transforms evidence verification into a platform-agnostic functionality that is implemented once for all platforms: the verifier measures the verification logic and then executes it to validate the evidence. As a result, verifiers can validate attestation evidence without any platform-specific code; the verification logic is just another measurement whose reference value can be checked with existing mechanisms.

We implement this concept as TrustMee, a platform-agnostic verification driver for the Trustee framework. We demonstrate its functionality with self-verifying evidence for AMD SEV-SNP, Intel TDX, and Intel SGX attestations, producing attestation claims in the standard Entity Attestation Token (EAT) format.

## 1 Introduction

Remote attestation allows verifiers to assess the integrity and authenticity of a remote device. It is a key component of **Confidential Computing (CC)**, allowing sensitive workloads to run within untrusted infrastructure. It achieves this by providing cryptographically-verifiable evidence that the computation runs inside a hardware-isolated **TEE** [20], and so is isolated from other workloads as well as the hypervisor and the **Cloud Service Provider (CSP)** operational staff.

The security of remote attestation depends on a chain of trust rooted in the attester's hardware. Each **TEE** platform has its own attestation format, protocols, and verification libraries,

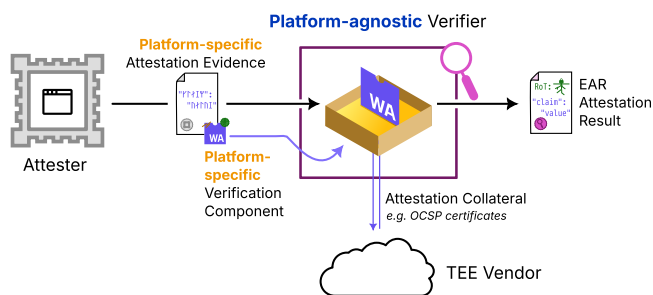


Figure 1: TrustMee removes the need for platform-specific code in the verifier by bundling verification logic with the evidence. A generic verifier then uses the component to process the evidence, allowing new **Trusted Execution Environments (TEEs)** to be supported by the verifier by just applying a new appraisal policy without any code changes.

so verifying attestations requires hardware-dependent logic for every **TEE** platform with which the verifier may interact. As well as creating significant integration challenges [4], hard-coding verification logic into the verifier reduces the ability of system designers to switch between or upgrade their hardware platforms, as backwards-incompatible functionality cannot be used until all possible verifiers have been upgraded.

We propose TrustMee, a *platform-agnostic* attestation verifier, shown in Figure 1, that *eliminates the need for hardcoded platform-specific verification logic* without sacrificing security or performance.

TrustMee takes advantage of WebAssembly to enable *self-verifying* attestation evidence. Instead of hardcoding the verifier with hardware-specific verification logic for each **TEE** platform, the attesting **TEE** supplies a WebAssembly component that implements its platform-specific verification logic, TrustMee then combines the component's verification output with platform-agnostic processing to return a signed attestation result in the standard **EAT Attestation Result (EAR)** format [26]. The verifier service then only needs to 1. measure the component provided by the attestation request and

2. execute it inside the WebAssembly sandbox. All platform-specific parsing and cryptographic checks are delegated to this verification component, which is sandboxed by the runtime, while the verifier treats the component itself as another measured artifact whose signer and hash claims can be checked against reference values, thus eliminating the ability of a compromised verifier plugin to impersonate other platforms, or to compromise the attestation verifier as a whole.

Existing frameworks, such as Veraison [51] and Trustee [21] break verification into reusable TEE-specific plugins. In these plugin-based systems, framework authors or users write and deploy verifier plugins that run inside the verifier’s memory space. This has two drawbacks: 1. verifier operators must keep these plugins up-to-date for every supported attester’s hardware platform, and 2. any bug or backdoor in a plugin can compromise the verifier, which by its very nature must perform operations on untrusted data—e.g., certificate parsing—that have historically been a significant source of bugs [8, 55]; and since these operations are sometimes carried out with libraries like OpenSSL written in memory-unsafe languages, these bugs may lead to remote code execution vulnerabilities [47, CVE-2012-2110].

TrustMee eliminates both of these problems by allowing the addition of new TEE platforms on demand without modifying the verifier or allowing vulnerable verification logic to forge attestation results purporting to be from other, non-vulnerable TEE platforms. Verifiers are currently incentivized to minimize the number of supported TEEs, since in a monolithic verifier each new plugin increases the attack surface against all TEE platforms and increases the rate at which software updates are needed. TrustMee shifts the burdens of development and deployment to the TEE vendor and the attester, who are already obliged to develop a suite of TEE-specific software—including a verification library—and keep it up-to-date on attesting systems.

Our contributions are as follows:

- TrustMee: an architecture for self-verifying remote attestation evidence, in which the attesting TEE supplies the code needed to verify its attestation evidence, eliminating the incentive for verifiers to minimize platform support for the sake of security and deployability.
- An implementation of TrustMee for the Trustee framework, along with verification components for AMD Secure Nested Paging (SNP) [19, 50], Intel Trust Domain Extensions (TDX) [32], and Intel Software Guard Extensions (SGX) [22] attestation evidence.
- Security and performance analysis of TrustMee, demonstrating that TrustMee can securely verify attestation evidence with low overhead.

## 2 Background

This section introduces preliminary knowledge of fundamental concepts involved in this work.

### 2.1 Remote Attestation

Remote attestation is a security mechanism in which a prover (attester) sends evidence of its state to a remote verifier [20]. In trusted computing systems, the prover collects measurements of its configuration and reports them as evidence so the verifier can assess authenticity and integrity [9]. In CC and TEEs, this is often essential to ensure the communication endpoint is a genuine node running a trusted configuration, such as specific software inside a TEE [2]. When the prover is software running in a TEE, it typically derives cryptographic measurements of the code and other TEE-specific digests, then signs these claims with a hardware-protected key to produce evidence for verification. After successful verification, a client can safely provision secrets or sensitive workloads to the TEE, without needing to trust the underlying host environment to avoid unauthorized access or tampering [36].

Remote Attestation procedureS (RATS) is an IETF framework that has been developed to provide a general model and terminology for remote attestation [11]. We follow the IETF RATS model for remote attestation. An Attester running inside a TEE produces signed evidence about its configuration; a Verifier appraises this evidence using endorsements and reference values; and a Relying Party consumes the resulting appraisal. Additional roles such as Endorsers and Reference Value Providers supply trusted input to the Verifier. Verifier Owner is the entity that configures the appraisal policy for the Verifier and Relying Party Owner is the entity that manages the appraisal policy for the Relying Party.

#### 2.1.1 Entity Attestation Tokens

The Entity Attestation Token (EAT) from RFC9711 [40] is a standardized format for encoding claims about an entity, suitable for representing attestation evidence. The EAT Attestation Result (EAR) [26] is an EAT token, augmented with the Verifier’s appraisal of an Attester’s evidence. It embeds a normalized trustworthiness vector and contextual metadata bound to the appraisal process, making it easier for Relying Parties to interpret and enforce policies reliably and consistently.

#### 2.1.2 Conceptual Messages Wrapper

The Conceptual Messages Wrapper (CMW) [10] defines a common format for carrying different data units between RATS roles. It allows evidence to be encapsulated alongside endorsements and reference values to be used during verification.

## 2.2 Trustee

We build on Trustee [21], an open-source attestation framework, part of the Confidential Containers project. Trustee comprises a Key Broker Service, an Attestation Service, and a Reference Value Provider Service (RVPS). Attestation Service implements the RATS Verifier role. In this work, we extend the Attestation Service component. The components in Trustee and the interaction between them follow the definitions in the RATS architecture.

## 2.3 WebAssembly

WebAssembly is a compact, portable bytecode format that runs in a sandboxed execution environment with near-native performance [29, 34]. A single WebAssembly binary can execute across different operating systems and architectures as long as a compatible runtime is available, which makes it attractive as a carrier for platform-specific verification logic [29, 61]. Runtimes expose standard system interfaces through WebAssembly System Interface (WASI), allowing controlled access to I/O (e.g., HTTP, filesystem) while preserving isolation [59, 62]. The WebAssembly Component Model further structures applications as components that interact via typed interfaces defined in the Wasm Interface Type (WIT) language [15, 17]. WIT lets us describe rich data types and function signatures in a language-agnostic way, so components written in different languages can exchange structured data without ad-hoc serialization.

Prior work shows that WebAssembly provides strong isolation and near-native performance [30, 37, 38, 52, 64]; we leverage these properties to safely execute untrusted platform-specific verifiers.

## 3 Problem description

### 3.1 System model

TrustMee functions as a RATS Verifier, accepting attestation evidence produced by an Attester—a node running in a TEE—verifying its validity, checking its claims against some predefined policy, and outputting the result for use by a Relying Party. A TEE node runs a workload (the code being attested) inside a hardware-isolated environment (e.g., a Confidential Virtual Machine (CVM)).

### 3.2 Adversary model

We consider adversaries who attempt to make TrustMee accept invalid attestation evidence, or who attempt to compromise TrustMee by using malicious or vulnerable verification logic.

**Capabilities.** The adversaries may control the network and run arbitrary software inside a TEE node’s workload environment. The cloud provider may control the host OS,

hypervisor/VMM, and networking, but cannot manipulate the attestation functionality in such a way as to obtain attestations that do not accurately represent the state of the attester.

**Assumptions.** We assume the TEE’s attestation mechanism is sound, meaning that the TEE cannot be manipulated to produce valid attestation that makes false claims, such as by signing false measurements or trusted computing base (TCB) information. Neither does the attestation verification code contain vulnerabilities that allow an attacker to exploit it to yield an attestation result that does not reflect the state of a real Attester. We assume also that standard cryptography is secure, as is the public key infrastructure used to certify hardware roots of trust and any code provided by the attester.

We assume that an adversary cannot compromise the Verifier or Relying Party, nor can they escape the isolation of the WebAssembly runtime. We justify this latter assumption by noting that WebAssembly is widely deployed on the web, where users routinely download and execute untrusted code inside the sandbox without evidence of widespread exploitation.

**Untrusted inputs.** We treat both 1. the received attestation evidence and 2. any accompanying WebAssembly Verification Component as attacker-controlled.

## 3.3 Requirements

The goal of this research is to ensure that a Verifier can validate attestation evidence without any platform-specific code, while still supporting the current diversity in verification protocols. Therefore, the following requirements must be fulfilled by TrustMee:

**CR—Compatibility:** *Any Verifier must be able to verify the attestations from any TEE platform, without any TEE-specific modifications to the Verifier, or any Verifier-specific modifications to the Attester.*

TEE-specific unsandboxed native Verifier drivers create a large and rapidly changing verifier-side TCB, and prevent new TEEs from being used until all relevant Verifiers in the wild have been updated. Keeping the Verifier platform-agnostic reduces trusted code and enables instant deployment of new TEEs without modifying or redeploying the Verifier.

**SR—Security:** *Attestation results as determined by the Verifier must reflect the true state of the Attester.*

Verifying attestation evidence involves a number of tasks such as binary parsing of certificates that are historically error-prone, and thus platform-specific verifiers may have exploitable vulnerabilities. This is exacerbated by the fact that each TEE vendor must produce their own libraries supporting each of their platforms, meaning that even open-source verifier libraries will not be subject to the sustained and concentrated scrutiny that a platform-agnostic library may see.

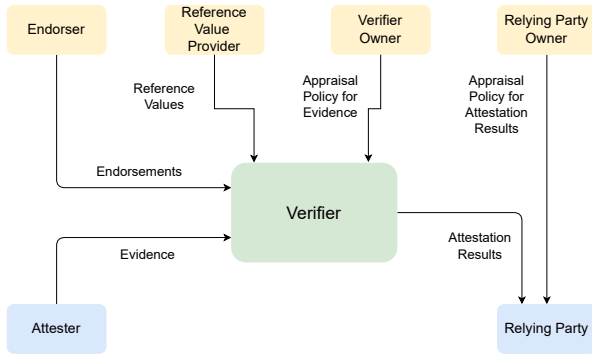


Figure 2: The **RATS** architecture data flow (adapted from [11]).

**PR—Performance:** *When implemented in existing attestation frameworks, the design should add minimal end-to-end latency compared with existing drivers.*

Attestation is often on the critical path of connection establishment or workload admission (e.g., TLS handshakes, gateway decisions, orchestrator scheduling), therefore making low latency a key requirement for real-world adoption.

## 4 Self-Verifying Remote Attestation Evidence

TrustMee serves as a **RATS** Verifier, illustrated in Figure 2. TrustMee receives evidence from the Attester, interacts with Endorser, Reference Value Provider and Verifier Owner to obtain additional data needed to verify the validity of the evidence and the appropriateness of the Attester’s state, then outputs the attestation result to the Relying Party.

Figure 3 illustrates the design of TrustMee. Attestation verification involves the following steps:

- **Request Parsing** (platform-agnostic code, platform-specific data): Parse the attestation request to obtain the evidence collected from the attester, the claims expected to be found in the attestation, a policy ID to specify which policy to check against, and the Verification Component to be loaded.
- **Evidence Parsing** (platform-specific code, platform-specific data): Parse the evidence, which varies in format across different **TEE** platforms.
- **Endorsement Check** (platform-specific code, platform-specific data): Check the signature and specific fields of the evidence against the endorsement, typically acquired from the **TEE** manufacturer.
- **Policy Check** (platform-agnostic code, platform-specific data): Fetch the reference values from the **RVPS** and check the parsed claims against them according to the

assigned policy from the request. After parsing and validating the evidence, the extracted values must be appraised against trusted reference values under policy; this step is partly platform-specific because the claim set and its semantics are derived from platform-specific evidence formats, with some fields following vendor-defined conventions (e.g., Intel/AMD measurement and TCB-related fields) and others being verifier-defined.

- **Result Signing** (platform-agnostic code, platform-agnostic data): Sign the attestation result with the signing key of the Verifier.

TrustMee extracts the steps with platform-specific code into a WebAssembly *Verification Component* that can be executed by a platform-agnostic TrustMee-enabled Verifier. The Verification Component exposes an attestation API that remains consistent across all **TEE** platforms.

Self-verifying attestation evidence consists of two parts: the Attester’s platform-specific attestation evidence, and the Verification Component. The Verifier is responsible only for running the component in the WebAssembly sandbox, then checking the result against a policy, and signing the result. This makes multi-platform attestation verification a platform-agnostic functionality that is implemented and deployed once for all platforms, avoiding the need to update the Verifier as new **TEE** platforms emerge.

This design offers several advantages:

1. **Stable Verifier design.** TrustMee uses hardcoded implementations only of request handling, policy evaluation, and result signing, all of which are platform-agnostic; evidence parsing and endorsement validation are delegated to WebAssembly components that are provided by the attester. This keeps the Verifier implementation stable as **TEE** formats and validation rules evolve, reducing maintenance effort and the need for frequent deployments.
2. **Rapid support for new **TEEs** and updates.** The Verifier Host can accept new or updated Verification Components as long as they implement the required interface. This allows verification logic to evolve with changing evidence formats or validation rules without requiring verifier-side engineering effort beyond signature verification and sandboxed execution.
3. **Stronger isolation for error-prone parsing and cryptographic operations.** Platform-specific evidence parsing and certificate processing run inside the WebAssembly sandbox behind a constrained host interface, limiting the impact of malformed evidence and vulnerabilities in Verifier code.
4. **Platform-agnostic results for relying parties.** Because the host emits results in a standardized format and signs them, relying parties receive consistent attestation results independent of the underlying **TEE** platform.

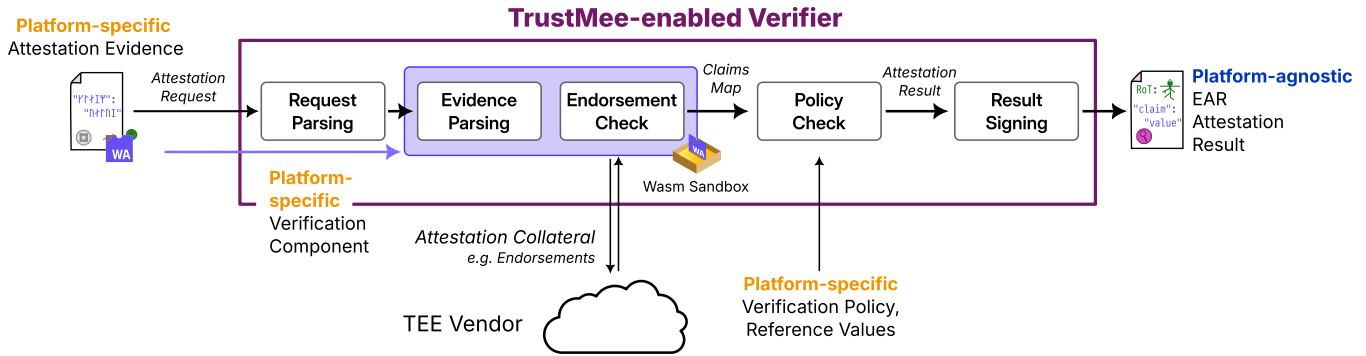


Figure 3: TrustMee architecture for self-verifying remote attestation evidence. The platform-specific verification logic is bundled with the evidence. TrustMee executes it as a WebAssembly component inside a sandboxed WebAssembly runtime to map the platform-specific attestation evidence to claims that can be used by the platform-agnostic logic of the Verifier.

## 4.1 Verification Component

The main tasks of the Verification Component are to parse the evidence and check that it has been endorsed by a trusted TEE platform. Though its internal implementation differs by TEE platform, the Verification Component exposes a consistent interface, without concern for its internal implementation details.

We implement Verification Components using the WebAssembly component model; since WebAssembly components are strongly isolated from the outside world and communicate only through well-defined interfaces, this allows Verification Components to be loaded and executed without concern that a vulnerable Verification Component may compromise the Verifier as a whole.

The Verification Component’s interface is shown in Figure 4. The main logic of the component is the `verifier` resource, providing a handle to a single instance of the verification logic. In addition, a component can import WASI interfaces to access host functionality from the runtime, such as clocks and the filesystem. The component’s `evaluate` method validates attestation evidence and returns the claims by the Attester to be checked against the policy.

## 4.2 Verifier Host

The Verification Component is loaded and executed by the Verifier Host, which implements the platform-agnostic Verifier functionality, exposing an API that accepts attestation requests. This API accepts a WebAssembly component binary, attestation evidence, and a verification policy, and returns a signed response containing the attestation result in EAR format.

Before loading a WebAssembly Verification Component, the Verifier Host inspects it for an optional signature. If the Verification Component is unsigned, then the Verifier Host executes it immediately with a limited computation budget and no network access, and emits the Verification Component

hash as a claim. If the Verification Component is signed and the signature validates against the Verifier’s trust store, the Verifier Host emits the signer’s public key as a claim. This signature check is not required for the integrity of the verification process, but allows appraisal policies to authorize verification by any component from a given signer—e.g., well-known TEE vendors—allowing Verification Component updates without modification to the appraisal policy’s reference values. These claims must be checked by the appraisal policy, to prevent unauthorized components for impersonating the Verification Component of a TEE that they are not trusted to handle. In particular, the policy *must not* use the claims emitted by the Verification Component to select the appraisal policy and reference values used to check the other claims, since this will allow any authorized component to impersonate any other. In addition, the signer is used to select the execution policy applied to the Verification Component, protecting the Verifier Host from denial of service attacks such as infinite loops or network abuse.

Each public key in the trust store is paired with an execution policy that bounds the Verification Component’s computation and network access. A component signed by a trusted key runs under its signer’s execution policy, which may relax or remove these bounds. Components that are unsigned, or signed by an unknown signer, are still accepted, but run under a restrictive default policy with a bounded computation budget and no network access; this prevents both denial of service attacks against the Verifier and the use of the Verifier itself as a launching point for further attacks. The Verification Component can operate without network access because endorsements, such as collateral, can be stapled to the attestation verification request, including them alongside the evidence in the CMW format. The Verifier host extracts the endorsements from the request’s CMW collection and passes them to the Verification Component.

```

package trustee:verifier;

interface verifier-interface {
  variant optional-data {
    value(list<u8>),
    not-provided,
  }

  record endorsement {
    label: string,
    media-type: string,
    payload: list<u8>,
  }

  record verifier-input {
    evidence: list<u8>,
    evidence-media-type: string,
    endorsements: list<endorsement>,
  }

  type report-data = optional-data;
  type init-data-hash = optional-data;

  resource verifier {
    constructor();
    evaluate: func(
      input: verifier-input,
      expected-report-data: report-data,
      expected-init-data-hash: init-data-hash,
    ) -> string;
  }
}

world verifier {
  export verifier-interface;
}

```

Figure 4: The interface between the Verification Component and Verifier Host is defined using WIT to ensure interoperability.

## 5 Implementation

### 5.1 TrustMee driver for Trustee

We demonstrate an implementation of TrustMee for the Trustee [21] open-source remote attestation framework, along with Verification Components for three TEE platforms, AMD SNP, Intel TDX, and Intel SGX. Trustee is part of the Confidential Containers project, and includes an *Attestation Service* that validates attestation evidence for various other services.

Trustee supports various TEE platforms by implementing a Verifier Driver for each platform, which verifies attestation evidence for that specific platform. Our work adds a TrustMee Verifier Driver that can verify attestations from any platform for which a Verification Component is available. This eliminates platform-specific logic from the Trustee Attestation Service, as well as the need for dependency on various TEE vendor libraries.

Trustee then uses another service, the RVPS to fetch reference values that TrustMee’s claims are expected to match. It then uses another, the Policy Engine, to check these reference

values against the claims yielded by TrustMee. To demonstrate the platform-agnostic capability of our system, we developed Verification Components supporting attestations by AMD SNP, Intel TDX, and Intel SGX TEEs. Our implementation does not modify the Trustee Attestation Service’s APIs, and its inputs and outputs are designed to be compliant with the various standards making up the RATS ecosystem.

### 5.2 Verification Components

As Trustee already implements Verifier Drivers for AMD SNP, Intel TDX, and Intel SGX, we extracted the key functionality of these drivers and ported them to the WebAssembly target, exposing the interface described in Section 4.1.

To port the desired functionalities from the Trustee Verifier Drivers to WebAssembly components, we implemented verifiers as standalone WebAssembly components that conform to the defined WIT interface. The verification components reuse the Trustee Verifier Driver code to the greatest extent possible; however, in some cases changes were needed in order to replace dependencies that did not support their toolchain’s WebAssembly target.

We then used wasmsign2 [58] to embed a signature section into each WebAssembly component binary, allowing its source to be verified by the Verifier Host. Each signature carries an expiry time that bounds its validity window, preventing rollback attacks in which an attacker replays a previously-signed Verification Component that has since been found vulnerable.

#### 5.2.1 AMD SEV-SNP Verifier

For AMD SNP, the WebAssembly verifier parses SNP evidence, validates the embedded signature against a certificate chain from AMD, checks configuration fields against expected values, and exports a claims map for policy checking. The certificates can be stapled to the attestation request, or fetched directly from AMD’s Key Distribution Service (KDS) by a Verification Component that has been granted network access .

The main challenges we encounter during the porting of the Trustee AMD SNP Verifier Driver to WebAssembly components are:

1. OpenSSL Compatibility: We compile OpenSSL as a WebAssembly library and link the Rust openssl bindings against it, enabling signature verification inside the component (with SIMD128 enabled for speed).
2. The HTTP library used by the driver is replaced with the waki crate [57], which uses the WASI HTTP interface as a backend. This allows the Verification Component to fetch certificates from AMD’s KDS.

### 5.2.2 Intel TDX Verifier

The Intel **TDX** Verification Component parses the **Trust Domain (TD)** Quote from a **TDX** guest, validates its signature and certificate chain using Intel DCAP collateral obtained from Intel at runtime (e.g., **Provisioning Certification Key (PCK)** certificate chain, revocation information, and **TCB**-related metadata), checks the quote’s reported measurements against expected values, and emits a claims map for policy checking. The Trustee **TDX** Verifier Driver uses Intel’s DCAP quote verification library [31], which cannot easily be ported to WebAssembly. We replaced this with the pure-Rust library `dcap-qvl` [49]. We extended `dcap-qvl`, replacing its HTTP library with the **WASI**-backed library `waki` [57], similarly to the **SNP** Verifier Driver.

### 5.2.3 Intel SGX Verifier

The Intel **SGX** Verification Component has no new porting challenges. Similar to the **TDX** Verification Component, we replace Intel’s DCAP quote verification library calls with the pure-Rust `dcap-qvl` crate to compile the verifier to WebAssembly, and use the **WASI**-backed `waki` library for collateral fetching.

## 5.3 Verifier Host

The TrustMee-enabled Trustee Attestation Service exposes the Attestation API. The Attestation API is unmodified from its original implementation in Trustee.

### 5.3.1 Attestation Service API

The Attestation Service exposes a single *Attestation API* that accepts an attestation request and outputs a signed **EAR** as the attestation result. Requests are wrapped in a **CMW** collection. A TrustMee **CMW** carries 1. TrustMee evidence, which includes the **TEE**-produced attestation evidence and an identifier of the Verification Component expected to process it; 2. optionally, one or more stapled endorsements, e.g., **TDX** collateral or **SNP** VCEK/VLEK certificates; and 3. optionally, the raw bytes of the Verification Component itself.

The Verification Component identifier carried in the TrustMee evidence is transport-agnostic. Given a Verification Component identifier, the Verifier Host resolves it in the following order: 1. if a Verification Component with that identifier is already in the Verifier’s local cache, the cached, already-compiled WebAssembly component is used; 2. otherwise, if the **CMW** staples the Verification Component, its bytes are loaded from the **CMW** and placed in the cache; 3. if neither case applies, the identifier is used as a reference to an artifact in an untrusted OCI registry, such as Docker Hub, and the Verification Component is pulled, cached, and compiled. Either of the last two paths populates the cache, so later requests for the

same Verification Component are served from the first case where cache is used.

Since the component’s measurement will be included in the eventual output, the OCI registry and component binary need not be trusted *a priori*; the Verification Component developer—e.g. the **TEE** vendor—can publish their component to a registry under a well-known tag.

In all three cases the Verification Component is evaluated against the trust store before instantiation, allowing the Verifier Host to enforce the appropriate execution policy on the Verification Component’s computation budget and network access. Because Verification Components are cached, repeated requests for the same Verification Component avoid redundant network transfer and compilation.

### 5.3.2 Hosting the WebAssembly Verification Component

To invoke the platform-specific verification functionality encapsulated in the WebAssembly Verification Component, the Verification Component is instantiated using the Wasmtime [14] WebAssembly runtime. We configure Wasmtime with a bounded execution budget and a restricted set of **WASI** interfaces as follows :

1. Fuel metering: We enable Wasmtime’s fuel consumption mechanism using `Config::consume_fuel` [16] to bound the amount of computation that a Verification Component can perform. The fuel budget is selected according to the Verification Component’s execution policy. If the budget is exhausted, Verification Component execution is aborted and the attestation request is rejected.
2. WASI-HTTP: WASI-HTTP interface is enabled to allow the WebAssembly Verification Component to fetch endorsements from external sources , but only when the Verification Component’s execution policy permits network access .
3. WASI-Filesystem: A local directory is exposed to each Verification Component instance, and a handle to that directory is made available to the WebAssembly component to enable the collateral caching we implemented for the **TDX** and **SNP** Verifiers; each Verification Component’s filesystem access is isolated from other instances.

## 5.4 TrustMee Policy and Attester Tools

For policy appraisal, we provide a tool that receives an existing Trustee policy and generates a corresponding TrustMee policy. The generated policy adds the required reference value checks for the new claims, including the Verification Component hash and the signer’s—normally the **TEE** vendor’s—public key. In addition, the tool rewrites the claim paths used by the remaining policy rules to match the structure of the nested **EAT** token returned by the Verification Component.

The only change made to the attester is the development of a library that receives raw attestation evidence and wraps it for consumption by TrustMee.

## 6 Evaluation

### 6.1 Compatibility Evaluation

The primary requirement of TrustMee is Compatibility (CR, Section 3.3), meaning a Verifier must be able to validate attestations from different TEEs without integrating platform-specific verification code. We achieve this requirement by integrating TrustMee as a platform-agnostic Verifier Driver in Trustee and demonstrating that the same native code can verify evidence from multiple TEEs by dynamically loading a signed WebAssembly Verification Component provided with the attestation request. Because all Verification Components implement the same WIT interface, the Verifier Host invokes a uniform evaluate API and receives an EAT token that can be turned into a signed attestation result. Our prototype demonstrates this workflow end-to-end for AMD SNP, Intel TDX, and Intel SGX, showing that adding support for a new TEE reduces from a Verifier modification and redeployment problem to a Verification Component distribution problem. A new TEE requires only a new optionally signed Verification Component, with no changes to the Verifier Host.

### 6.2 Security Evaluation

The second requirement of TrustMee is Security (SR, Section 3.3). We evaluate TrustMee against the adversary model in Section 3.2. The adversary may control the network, run arbitrary software inside the workload environment of a TEE-backed node, and control the cloud host OS, hypervisor/VMM, and networking. TrustMee therefore treats the received attestation evidence, endorsements, and any accompanying WebAssembly Verification Component as untrusted and attacker-controlled inputs.

An adversary may modify, replay, or misbind attestation evidence. If the adversary modifies the hardware evidence, the modification either invalidates its cryptographic integrity and is detected by the platform-specific Verification Component, unless standard cryptographic assumptions are broken, or the adversary replaces the evidence with other valid evidence whose claims reflect a different attested state. In the latter case, the extracted claims are still checked by the policy checker against reference values before the Verifier signs the attestation result. Replayed evidence is rejected by the standard freshness mechanism of remote attestation, such as a nonce. Therefore, malformed, modified, replayed, or misbound evidence cannot cause TrustMee to accept an Attester state that is not authorized by policy, unless the adversary breaks the underlying TEE attestation mechanism, standard

cryptographic assumptions, Public Key Infrastructure (PKI), freshness checking, or Verifier policy checking.

The adversary may also modify, replace, or replay endorsements. If an endorsement no longer corresponds to the evidence, it does not help the Verification Component validate the evidence. If the adversary modifies the endorsement itself, then its integrity or authenticity check fails unless the adversary breaks the standard cryptographic or PKI assumptions in Section 3.2. Thus, attacker-controlled endorsements cannot make invalid evidence verify successfully under our assumptions.

A malicious or vulnerable Verification Component is also treated as attacker-controlled input. If the adversary modifies or replaces the Verification Component, this does not by itself make the attestation result acceptable because the Verifier Host emits the Verification Component signer and hash as claims, and the appraisal policy can require these claims to match trusted reference values. If the modified or replacement Verification Component is not authorized by policy—e.g. if the Verification Component is not signed by the TEE platform vendor—the final attestation result is rejected. However, if the appraisal policy validates only the signer, and not the specific Verification Component, then a compromised signer might sign malicious Verification Components that do not properly check the attestation evidence; however, this does not substantially alter the attack surface of the Verifier, since an attacker might already use the same attack to sign false endorsements that allow them to forge attestation evidence at will.

In addition, TrustMee isolates the Verification Component inside the WebAssembly sandbox and exposes only constrained host interfaces. Under the WebAssembly isolation assumption in Section 3.2, platform-specific verification bugs in one Verification Component cannot compromise the Verifier or components for other TEEs. This enables platform-specific code for all TEEs to be excluded from the Verifier's TCB, and prevents compromised verification logic for one TEE platform from being used to impersonate that of another. This is counterbalanced by the fact that the WebAssembly runtime is included as part of the TCB; nevertheless, execution of untrusted code is the very purpose of these runtimes, and thus from a security perspective the benefits almost certainly outweigh the drawbacks.

A Verification Component not signed by a trusted source, such as a TEE vendor, is further restricted by bounding the amount of computation and removing network access. This prevents a malicious Verification Component from performing a denial-of-service attack on the Verifier infrastructure or other network entities.

A malicious TEE vendor can still issue valid endorsements for backdoored hardware or certify a faulty Verification Component. Since the TEE vendor is the root of trust, this limitation applies to all attestation platforms and is not specific to TrustMee. If a faulty Verification Component is certified

by the TEE vendor, false claims made by the Verification Component can be attributed to that vendor.

This analysis considers the following cases out of scope based on the assumptions detailed in Section 3.2: a compromised Verifier or Relying Party, a break of standard cryptography or PKI, an escape from the WebAssembly sandbox, an unsound TEE attestation mechanism, broken freshness checking, or an authorized Verification Component that yields false attestation results.

Based on this analysis, TrustMee satisfies our security requirement (SR, Section 3.3) under the stated adversary model (Section 3.2).

### 6.3 Performance Evaluation

To evaluate the performance overhead of TrustMee in the Trustee Attestation Service, we compare the latency of the baseline Trustee Attestation Service, implemented fully in native code, with that of TrustMee, an Attestation Service that uses WebAssembly-based Verification Components for evidence validation. For Intel TDX and Intel SGX, we further compare TrustMee against Trustee with native Verifier Drivers using the pure-Rust `dcap-qvl` instead of Intel DCAP QVL, as described in Section 5.2.2 and 5.2.3.

*Latency* captures the time required to handle an attestation request and carry out its key steps. We focus on *end-to-end attestation verification latency* as the total time from when the HTTP request is received by the Trustee Attestation Service until the signed attestation result is returned to the client. We report *verification time* as the time spent running the Verifier Driver, including the Verification Component in the TrustMee case.

In our experiments related to TrustMee, we distinguish between cold and warm starts. By cold start, we mean that no in-memory Verification Component state is cached by the Verifier, although Wasmtime’s file-based compilation cache remains enabled. We define warm starts as the case where the Verifier caches the compiled Verification Component in memory, but has not yet instantiated it.

We report mean and standard deviation of end-to-end attestation verification latency and verifier-specific computation time for all experiments over 50 runs per setting unless stated otherwise.

#### 6.3.1 Experiment Setup

All experiments are executed inside a Docker container on the host OS. The container OS was Debian GNU/Linux 13 (trixie) running on an Ubuntu 24.04.3 LTS (Noble Numbat) host. The machine was x86\_64 with an Intel Xeon Silver 4510T, 24 logical CPUs (12 cores, 2 threads/core, up to 3.7 GHz), and 251 GiB RAM.

The WebAssembly runtime used is Wasmtime v41.0.4. We use Python scripts to send HTTP requests to the Attestation

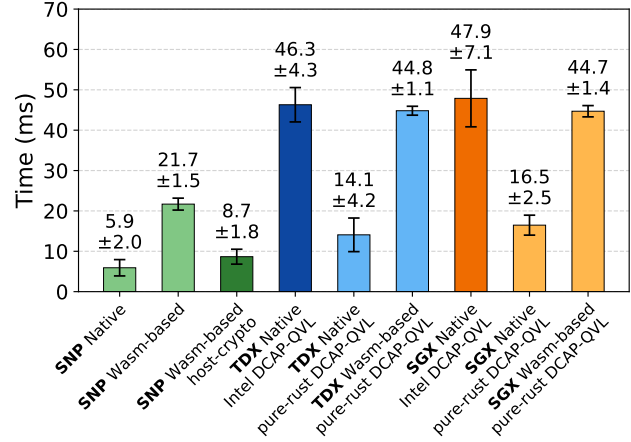


Figure 5: End-to-end attestation verification latency without network overhead (AMD SNP, Intel TDX, and Intel SGX). Error bars are 1 s.d.

Service.

#### 6.3.2 End-to-End Attestation Verification Latency

End-to-end attestation verification latency is the total time from when the HTTP request is received by the Trustee Attestation Service until the signed attestation result is returned to the client. This is the most important criterion for evaluating our implementation’s performance, because it captures the client-perceived impact of switching to TrustMee architecture for attestation verification.

To compare end-to-end attestation verification between the TrustMee implementation and Trustee, we focus mainly on the case without network overhead. This better represents settings where attestation is on the critical path of decision making, since network overhead would otherwise dominate latency and mask the overhead introduced by TrustMee. To measure latency without network overhead, both the collateral, and the Verification Component must be available locally. For the Verification Component, we first issue a warm-up request in the experiment, which causes the compiled Verification Component to be cached; subsequent requests then retrieve the Verification Component from the cache. For collateral, we attach it to the request, so that it does not need to be fetched over the network. In Trustee, for SNP we insert the VCEK/VLEK certificate into the evidence. However, for TDX, this is not as straightforward. We separately measure the network overhead for Trustee’s native TDX Verifier Driver and subtract it from the end-to-end latency of each experiment’s run. In our WebAssembly-based implementation (TrustMee), we attach the collateral in the CMW collection as an endorsement for TrustMee.

Figure 5 reports end-to-end attestation verification latencies for Attestation Service configurations with different veri-

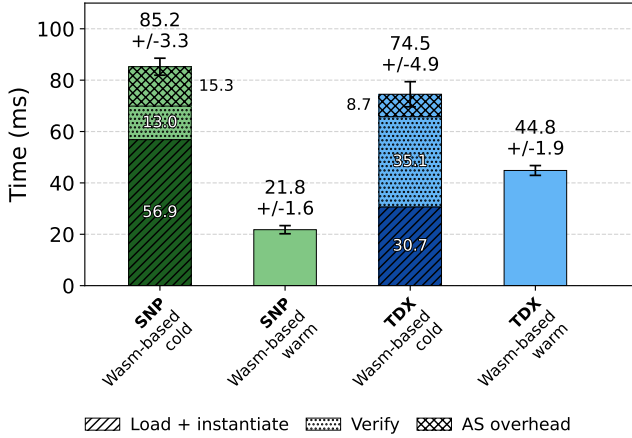


Figure 6: Effect of Verification Component caching in TrustMee. AMD **SNP** and Intel **TDX** Verification Component performance is measured in TrustMee without any in-memory caching (cold start), and with in-memory caching of the compiled code (warm start). Error bars are 1 s.d.

fier implementations, when there is no network overhead. For AMD **SNP**, we compare a configuration using Trustee’s native verifier with one using the WebAssembly-based verifier from TrustMee, and also include an optimized TrustMee verifier variant that uses host cryptography. For Intel **TDX** and **SGX**, we compare configurations using Trustee’s native verifiers modified to use the pure-Rust `dcap-qvl` [49] library in place of Intel’s library<sup>1</sup>, with corresponding WebAssembly-based TrustMee verifier based on pure-Rust `dcap-qvl`. We also include configurations using Trustee’s original native **TDX** and **SGX** verifiers as additional baselines. In this experiment, the compiled Verification Component is cached in memory, corresponding to a warm start. For **SNP**, our WebAssembly-based Attestation Service shows roughly a  $3.67\times$  higher end-to-end attestation verification latency than native Trustee (Figure 5). Much of this overhead is driven by the performance of native cryptographic libraries blindly recompiled to WebAssembly; we show in Section 6.3.3 how upcoming WASI interfaces to host cryptographic functionality may reduce this to  $1.47\times$ .

For Intel **TDX**, our implementation has about 3.3% less overhead in end-to-end attestation verification latency compared to the original Trustee. However, our WebAssembly-based Attestation Service shows roughly a  $3.17\times$  higher end-to-end attestation verification latency compared to the Trustee’s native verifier with pure-Rust `dcap-qvl`.

For Intel **SGX**, the WebAssembly-based TrustMee verifier follows the same trend as **TDX**. It has lower end-to-end latency than Trustee’s original native **SGX** verifier, by about 6.7% on average, but about  $2.7\times$  higher latency than the native verifier modified to use pure-Rust `dcap-qvl`. This is

<sup>1</sup>Intel’s verification library is also called DCAP QVL. For the remainder of this paper we will refer to either the Intel QVL or the pure-Rust QVL

because replacing Intel DCAP QVL with `dcap-qvl` reduces native verification latency, while compiling the same verification path to WebAssembly introduces additional overhead. The overall latencies are similar to **TDX**, since the evidence formats and verification logic are structurally similar.

As explained in Section 5.2.2, when porting the **TDX** Verifier Driver to a WebAssembly Verification Component, we replaced Intel’s DCAP QVL library with an independently-developed pure-Rust library, to avoid features that are not supported by WebAssembly. This makes verification of **TDX** evidence feasible in WebAssembly, and in addition it is substantially faster than the Intel DCAP QVL library when compiled to native code, as can be seen in Figure 5.

To further investigate the performance impact of the code modifications to the original Trustee **TDX** Verifier Driver, we modify Trustee’s native **TDX** Verifier Driver to use the same pure-Rust `dcap-qvl` crate as the WebAssembly-based **TDX** Verification Component. We then measure its latency and compare it with the TrustMee Attestation Service.

The changes primarily involve replacing external function calls to the Intel DCAP QVL [31] for collateral fetching and quote verification with pure Rust crate `dcap-qvl` [49].

After modifying the native **TDX** verifier to use `dcap-qvl`, we observe a performance degradation in the WebAssembly-based Attestation Service similar to that seen in the **SNP** attestation verification latency evaluation.

### 6.3.3 Impact of Host-Based Cryptography on Attestation Verification Latency

The Verification Component variant with host-based cryptography is used to estimate the impact of future improvements to WebAssembly cryptographic support and potential hardware-specific optimizations. In this experiment, we define a host function that performs the cryptographic operations needed for X.509 certificate chain verification and signature verification. We then import this host function into the **SNP** Verification Component, allowing these cryptographic operations to be performed in native code. The aim of this experiment is to simulate the performance impact of future cryptographic improvements and potential optimizations in TrustMee.

Figure 5 shows that, with current optimizations or future progress in WebAssembly proposals such as WASI-crypto interfaces [60], the warm-start overhead can be reduced to about 47% relative to native end-to-end attestation verification latency, corresponding to an absolute overhead of less than 3 ms.

The results from Figure 5 show that the WebAssembly-based verification overhead is not attributable entirely to a cryptographic bottleneck, unlike the native verifier, whose non-cryptographic overheads are negligible. This explains the residual overhead.

### 6.3.4 End-to-end attestation verification latency with network overhead

Network overhead occurs when either the collateral or the Verification Component is not available locally. This can happen when the Verification Component is encountered for the first time and neither the Verification Component nor the collateral has been cached, or when cached entries have expired. This setting introduces several additional sources of latency: 1. network overhead for fetching the collateral or the Verification Component, in the case of an OCI registry, 2. compilation of a new Verification Component, which only happens if Wasmtime has not previously encountered this Verification Component on the Verifier, and 3. loading and instantiation of the Verification Component.

Figure 6 shows the end-to-end attestation verification latency for TrustMee under cold and warm starts. We report the cold- and warm-start breakdown for **SNP** and **TDX** as representative cases, since **SGX** is close to **TDX** in component-level behavior, including component size, verification time, and runtime overheads.

In this experiment, we break down the latency for warm starts, where the Verification Component has a previous in-memory compilation cache but no in-memory instantiated Verification Component, into three categories: platform-specific verification, loading and instantiating the WebAssembly Verification Component, and other operations, such as **CMW** parsing and signature validation.

In both cases, loading and instantiating the WebAssembly Verification Component is one of the biggest contributors to the total latency. The performance improvement from warm starts for **SNP** is larger than simply removing the loading and instantiation portion of the latency, which shows that other operations, such as cache population, are also skipped.

Regarding Verification Component compilation overhead, our evaluation shows that compilation takes  $513.5 \pm 11.3$  ms for **SNP** and  $272.1 \pm 4.5$  ms for **TDX**.

These overheads, in addition to the network overhead for fetching the Verification Component from an OCI registry, are specific to TrustMee. In contrast, the network overhead of fetching collateral from the relevant sources can affect both Trustee and TrustMee. The sum of all or a subset of these overheads represents the additional overhead of TrustMee under cold-start conditions in different settings. However, when network fetching is required, network overhead is expected to contribute the largest portion of latency in most settings.

### 6.3.5 Attestation Verification Request Size

As a final evaluation that can impact performance, we provide an analysis of the change in request size for TrustMee compared to Trustee due to the need to reference the Verification Component identifier. Table 1 provides the change in request size in TrustMee compared to Trustee. For requests that reference an OCI registry or a cached Verification Component, the

Table 1: Attestation request size change relative to native request baselines.

TEE	Request	Native	Comp. ID	Change
SNP	No collateral	3,257 B	3,700 B	+13.6%, $\times 1.14$
SNP	With collateral	9,039 B	5,634 B	-37.7%, $\times 0.62$
TDX	No collateral	9,030 B	7,206 B	-20.2%, $\times 0.80$
TDX	With collateral <sup>†</sup>	37,895 B	28,918 B	-23.7%, $\times 0.76$
SGX	No collateral	8,519 B	6,843 B	-19.7%, $\times 0.80$
SGX	With collateral <sup>†</sup>	42,014 B	32,026 B	-23.8%, $\times 0.76$

<sup>†</sup>The native TDX and SGX verifier paths do not currently support stapled collateral; their native with-collateral baselines and corresponding changes are estimates.

size change is small, and in most cases the TrustMee request is smaller than the native request by more than 20%. This is because TrustMee can process CBOR-formatted evidence in the requests, while the native Trustee verifier path accepts JSON, requiring the evidence to be base64-encoded, which increases the encoded evidence size by about 33%. If the native verifier also supported the same CBOR format, the request size increase for TrustMee would be minimal, around 300 B, since it only needs to add a small number of extra keys and a Verification Component identifier. This method can be used for already cached Verification Components and when an OCI registry is used. However, in the case where it is desirable to staple the Verification Component bytes directly to the request, the size increase becomes significant, around 3 to 4 MB, which is attributed to the size of the Verification Components. The **TDX** and **SGX** native verifiers do not currently support stapled collateral. Therefore, their native with-collateral values are estimates that assume collateral is attached to the evidence in the same way as in the **SNP** native verifier implementation.

**Meeting the performance requirement.** The overhead of encountering a new Verification Component can be high, but this case should occur rarely, since in most cases the Verification Component has already been encountered before. Even when a new Verification Component is encountered, only the first attestation verification request pays this overhead; subsequent requests fall into the case of previously encountered Verification Components. To evaluate the performance overhead when there is no network overhead, we benchmark TrustMee against Trustee’s original native **TDX** Verifier driver. This baseline has the highest verification latency among the Trustee platforms we evaluate, and therefore provides a conservative comparison point. It is also important because it corresponds to the **TDX** verifier implementation currently available in Trustee and used in practice. Therefore, matching or improving on this latency suggests that TrustMee remains within the performance range of an existing practical deployment path. As shown in Figure 5, TrustMee does not have higher end-to-end attestation verification latency than

this baseline in any evaluated case. Additionally, we show that with current optimizations, such as host cryptography, or future improvements in WebAssembly’s cryptography, the overhead can be reduced to less than 3 ms. Based on this performance analysis, TrustMee meets our performance requirement (PR, Section 3.3).

## 7 Discussion

In this section, we reflect on the design, implementation, and evaluation of TrustMee. We discuss the identified limitations in the current work and outline potential directions for future improvements based on our findings.

### 7.1 Cryptographic performance

Despite WebAssembly’s reputation for near-native speed, our AMD **SNP**, Intel **TDX**, and Intel **SGX** WebAssembly Verification Components are slower than their corresponding native `x86_64` verifiers that are compiled from the same Rust codebase. One reason for this is the lack of hardware acceleration for cryptographic operations in WebAssembly, which particularly slows certificate validation. The **SNP** WebAssembly Verification Component (ECDSA via OpenSSL C code [46]), and the **TDX** and **SGX** WebAssembly Verification Components (ECDSA in pure Rust) are slower than their `x86_64` versions. A similar slowdown is also reported by [54]. While absolute latency remains low, there is nevertheless significant room for optimization.

### 7.2 TEE compatibility

We currently support AMD **SNP**, Intel **TDX**, and Intel **SGX** via WebAssembly Verification Components, but TrustMee can support any other **TEE** such as Arm **Confidential Compute Architecture (CCA)** [6] or ARM TrustZone [44], whose verification library can be packaged as a WebAssembly Verification Component. As the TrustMee Verifier is outside the **TEE**, the architecture of the **TEE** in question is immaterial to its use with TrustMee.

### 7.3 Network Access by Unsigned Verification Components

The Verification Components use WASI-HTTP to fetch endorsements or other collateral where needed, but in order to prevent abuse TrustMee allows this access only by components signed by a trusted authority; untrusted components must use stapled collateral that is sent along with the attestation evidence. The runtime or the host might instead enforce an allowlist of trusted endorser hosts to reduce the impact of a compromised Verification Component while preserving required functionality [23]; however, this undermines

the platform-agnosticism of TrustMee. A more flexible solution might require an opt-in from the server being accessed, e.g., with a special DNS record that includes the component’s hash. Another approach would be to route all Verification Component network access through the Attester’s network, so that any abuse consumes the Attester’s network resources and so prevents amplification attacks.

### 7.4 Verifier-agnosticism

In addition to Trustee, Veraison [51] is a widely used modular framework for remote attestation verification. A TrustMee plugin for Veraison will allow the same Verification Component implementation to be used by multiple Verifier platforms, with the result that TrustMee’s self-verifying evidence is not only **TEE**-agnostic, but also Verifier-agnostic.

### 7.5 Extending Verification Capabilities

Using TrustMee’s design, there are two opportunities to extend the capabilities of Verifiers. The first opportunity is to extend the role of Verification Components from evidence verification to reference value appraisal. In the current design, a Verification Component validates platform-specific evidence and returns a standardized **EAT** token, while the Verifier fetches reference values and applies the final appraisal policy. However, a Verification Component can match these claims with the appropriate reference values. For example, it can return the claim schema, the reference value namespace, and appraisal hints describing which claims should be compared and which comparison rules should be used. The Verifier can then perform the final policy decision over the Verification Component identity. This helps to remove the need to hardcode platform-specific policies with reference values and comparison rules.

The second opportunity is to extend evidence verification from hardware evidence to higher-layer attestation platforms by composing Verification Components together. For example, a higher-layer application Verification Component can be composed with a lower-layer hardware Verification Component, such as a **TDX** Verification Component. TrustMee calls the interface of the higher-layer Verification Component, and that Verification Component invokes the appropriate lower-layer Verification Component to verify the hardware evidence. This design fits naturally with the **RATS** description of layered and composite attestation, where evidence from one layer can depend on evidence from another layer. One target for this extension is application-level attestation. For example, S-FaaS [2] uses a Key Distribution Enclave and worker enclaves to support trustworthy Function-as-a-Service execution. A TrustMee Verification Component for S-FaaS can verify the Key Distribution Enclave attestation and invocation receipts signed by the worker enclave. Another target is Control-Flow Attestation. Systems such as GuaranTEE [43], SABRE [18],

and ENOLA [7] require custom Verifiers that understand control-flow logs and reference control-flow graphs. With TrustMee, each of these systems can provide its verifier logic as a Verification Component that adheres to TrustMee’s WIT interface. The Verification Component then verifies the authenticity and freshness of the runtime evidence, compares the observed execution with the expected control-flow model, and returns platform-agnostic claims describing whether the execution followed an approved path. TrustMee thus provides a common Verifier for executing scheme-specific verification logic without redeploying the Verifier or reimplementing the platform-agnostic parts of a Verifier.

## 8 Related work

### 8.1 Vendor-specific attestation verification

Hardware-based attestation has evolved from early TPM-based remote attestation [53] to modern TEEs such as Intel SGX and TDX and AMD SNP. Different hardware vendors provide their own solutions for remote attestation of TEEs; Intel platforms have used Enhanced Privacy ID (EPID) [35] and later DCAP-based attestation for SGX/TDX [31], ARM provides the Platform Security Architecture (PSA) attestation model for ARM-based IoT [56], and AMD have their yet another attestation format [5]. While these mechanisms are secure, they are vendor-specific and tightly coupled to their hardware, creating integration and compatibility challenges in heterogeneous deployments. Major cloud providers also offer platform-specific attestation services, such as the ones for AWS Nitro Enclaves [3], Google Cloud Confidential Computing [27], and Microsoft Azure Confidential Computing [41]. While robust, these solutions are tightly coupled to their respective platforms. In addition, Intel Trust Authority [33] is a similar online attestation service that supports a specific set of platforms. These services ease deployment of remote attestation functionality, but do not address its platform-tied nature.

### 8.2 Cross-platform attestation verification

Prior work has pursued hardware-agnostic attestation verification through standards and modular Verifiers. The IETF RATS architecture [11] defines interoperable roles and protocols, but it does not remove the need for platform-specific verifier implementations. RATS EAT [40], on the other hand, is a standardized format for claims about entities. Only some platforms, however, currently produce and sign their evidence in this format, and the tokens may contain, e.g., proprietary claims that the Verifier needs to be able to interpret.

Systems such as plugin-based Verifiers, Trustee [21], and Veraison [51] provide a unified framework/API, yet still require per-TEE plugins/drivers that must be built, deployed,

and maintained for every new platform. In these designs, TEE-specific parsing and cryptographic logic typically runs as native code inside the Verifier’s TCB, increasing operational overhead and trusted code.

The fragmented nature of current attestation systems presents significant challenges in heterogeneous environments. Gu et al. [28] propose UniTEE, a unified attestation framework that addresses interoperability between different TEE platform through a microkernel-based design. While their work demonstrates the feasibility of unified attestation, it relies on native implementations of verification logic for each platform, requiring separate compilation and deployment processes.

Related efforts aim to unify TEE development and deployment, but attestation coverage remains limited in practice. Niemi et al. [45] survey open-source attempts and notes the difficulty of achieving broad, stable multi-TEE support. Enarx [25] uses WebAssembly for application portability, but its attestation support is still platform-specific and currently limited (e.g., SGX/SNP). Open Enclave [42] offers a hardware-agnostic programming model, yet real-world support is constrained (e.g., SGX and limited TrustZone/OP-TEE support [39]). Veracruz [12] also supported only a small set of TEEs before moving to emeritus status.

### 8.3 Platform-agnostic attestation evidence

Another direction is to standardize the attestation report itself. Ott et al. [48] propose a universal report format in which the Verifier validates signatures and compares measurements against CA-signed reference metadata, largely avoiding platform-specific logic on the Verifier side. However, this shifts key trust and operational burdens to the attester ecosystem. The Verifier must still decide which CAs are authorized to sign reference values and track revocation and updates, and the attester must maintain complete and up-to-date reference values for all deployed components, moving the maintenance cost from a single Verifier deployment to many attestors.

In contrast, our design keeps the attestation verification platform-agnostic by moving platform-specific verification code into sandboxed WebAssembly Verification Components shipped alongside the evidence. This shifts maintenance of Verifier code from the attestation verifier operator to the TEE/platform builders, and reduces the Verifier’s TCB to the verifier core logic (request/response handling and policy checking), the WebAssembly runtime, and the underlying TEE attestation infrastructure. We demonstrate feasibility by integrating Trustee framework with platform-specific WebAssembly Verification Components for AMD SNP, Intel TDX, and Intel SGX, porting existing implementations to components that expose a unified WIT interface.

## 8.4 WebAssembly for untrusted code

Originally intended for the web [29], WebAssembly has been used to safely execute untrusted code in a sandboxed environment.

TrustMee is subject to many of the same risks, but as an unattended system is more sensitive to denial of service attacks, since there is no human user to detect and terminate execution in a timely manner. This concern is most famously shared with smart contract platforms, which execute applications from anonymous untrusted sources simultaneously on large numbers of machines. The Ethereum [13] smart contract platform counteracts this risk with a gas mechanism that limits a contract’s computation to a level that has been paid for by the user that triggers it. The Wasmtime runtime includes a similar mechanism [16, `Config::consume_fuel`], which we use to limit the verification component’s computation to an acceptable level.

## 8.5 Other isolation mechanisms

We designed TrustMee around the WebAssembly sandbox, but any sandbox that can resist attack by arbitrary untrusted Verification Components might be used. One alternative is eBPF [24]; the eBPF verifier performs detailed static analysis in order to not only prevent access to resources outside of the sandbox, but also limits functionality such as looping in order to limit the Verification Component’s ability to perform denial of service attacks. However, this comes at a significant cost to the developer, as they may need to substantially restructure their code in order to comply with the restrictions imposed by the eBPF verifier. In contrast, porting software to WebAssembly is much more straightforward, and focuses mainly on eliminating the use of system resources not available in the sandbox.

## 9 Conclusion

This research presents the concept of *self-verifying remote attestation evidence* that includes platform-specific verification code as a WebAssembly component. This approach transforms evidence verification into a platform-agnostic functionality that is implemented once for all platforms. TrustMee prototypes this functionality as a platform-agnostic Trustee verification driver, and demonstrates this with self-verifying evidence for AMD **SNP**, Intel **TDX**, and Intel **SGX**.

Our performance evaluation compares this prototype with the native platform-specific drivers of Trustee, evaluating latency. This shows low end-to-end overhead, but also indicates there is room for optimization, especially due to WebAssembly’s limited support for cryptographic operations.

In conclusion, our work demonstrates the feasibility of platform-agnostic attestation verification despite distinct evidence formats and verification workflows across hardware

platforms. The use of WebAssembly components enables us to encapsulate platform-specific verification logic and bundle it with the attestation evidence, thus providing the verifier with the right logic at the right time, in a platform-agnostic manner. This work lays the foundation for more unified, hardware-independent attestation systems.

## Acknowledgments

This work has received funding from the Smart Networks and Services Joint Undertaking (SNS JU) under the European Union’s Horizon Europe research and innovation program under Grant Agreement No 101139067. Views and opinions expressed are, however, those of the author(s) only and do not necessarily reflect those of the European Union. Neither the European Union nor the granting authority can be held responsible for them.

## Contributions

Z.A. developed the concept and initial proof of concept [1], W.X. developed the Trustee- and component-model-based architecture, interfaces, and initial prototype for TrustMee [63], P.S.S. developed the public prototype and carried out the experiments, P.S.S., L.J.G., and M.S. wrote the paper, and L.J.G. and J.K. supervised the work.

## Open Science

The artifacts in this paper have been published on GitHub and have been made available at <https://github.com/elasticproject-eu/trustmee-artifact/tree/ccs>. They include the TrustMee Verifier as well as all evaluation scripts needed to produce the figures and data in this work.

## References

- [1] Zainab Ahmad. Multi-platform attestation verification. Master's thesis, Aalto University, 2024.
- [2] Fritz Alder, N Asokan, Arseny Kurnikov, Andrew Pavard, and Michael Steiner. S-FaaS: Trustworthy and accountable Function-as-a-Service using Intel SGX. In *Proceedings of the 2019 ACM SIGSAC Conference on Cloud Computing Security Workshop*, pages 185–199, 2019.
- [3] Amazon Web Services. Aws nitro enclaves. [Online]. Available: <https://aws.amazon.com/ec2/nitro/nitro-enclaves>, 2024.
- [4] Moreno Ambrosin, Mauro Conti, Riccardo Lazzeretti, Md Masoom Rabbani, and Silvio Ranise. Collective remote attestation at the Internet of Things scale: State-of-the-art and future challenges. *IEEE Communications Surveys & Tutorials*, 22(4):2447–2461, 2020.
- [5] AMD. Versioned chip endorsement key (vcek) certificate and kds interface specification. [Online]. Available: <https://docs.amd.com/api/khub/documents/dWGhwYpolWv51rJN4d~47g/content>, January 2025.
- [6] Arm. Arm Confidential Compute Architecture. [Online]. Available: <https://www.arm.com/architecture/security-features/arm-confidential-compute-architecture>, 2024.
- [7] Md Armanuzzaman, Engin Kirda, and Ziming Zhao. Enola: Efficient control-flow attestation for embedded systems. *arXiv preprint arXiv:2501.11207*, 2025.
- [8] Alessandro Barengi, Nicholas Mainardi, and Gerardo Pelosi. Systematic parsing of X.509: eradicating security issues with a parse tree. *Journal of Computer Security*, 26(6):817–849, 2018.
- [9] Michael Bartock, Murugiah Souppaya, Raghuram Yeluri, Uttam Shetty, James Greene, Steve Orrin, Hemma Prafullchandra, John McLeese, Jason Mills, Daniel Carayiannis, et al. Trusted geolocation in the cloud: Proof of concept implementation. NIST Interagency Report 7904, National Institute of Standards and Technology, December 2015. URL: <https://csrc.nist.gov/pubs/ir/7904/final>, doi:10.6028/NIST.IR.7904.
- [10] Henk Birkholz, Ned Smith, Thomas Fossati, Hannes Tschofenig, and Dionna Glaze. RATS Conceptual Messages Wrapper (CMW). Internet-Draft draft-ietf-rats-msg-wrap-23, Internet Engineering Task Force, December 2025. Work in Progress. URL: <https://datatracker.ietf.org/doc/draft-ietf-rats-msg-wrap/23/>.
- [11] Henk Birkholz, Dave Thaler, Michael Richardson, Ned Smith, and Wei Pan. Remote ATtestation procedureS (RATS) Architecture. RFC 9334, January 2023. URL: <https://www.rfc-editor.org/info/rfc9334>, doi:10.17487/RFC9334.
- [12] Mathias Brossard, Guilhem Bryant, Basma El Gaabouri, Xinxin Fan, Alexandre Ferreira, Edmund Grimley-Evans, Christopher Haster, Evan Johnson, Derek Miller, Fan Mo, Dominic P. Mulligan, Nick Spinale, Eric van Hensbergen, Hugo J. M. Vincent, and Shale Xiong. Private delegated computations using strong isolation. Technical report, Systems Research Group, Arm Research, 2022. doi:10.48550/arXiv.2205.03322.
- [13] Vitalik Buterin. A next-generation smart contract and decentralized application platform. Whitepaper, Ethereum.org, 2014. URL: [https://ethereum.org/content/whitepaper/whitepaper-pdf/Ethereum\\_Whitepaper\\_-\\_Buterin\\_2014.pdf](https://ethereum.org/content/whitepaper/whitepaper-pdf/Ethereum_Whitepaper_-_Buterin_2014.pdf).
- [14] Bytecode Alliance. Wasmtime. [Online]. Available: <https://github.com/bytecodealliance/wasmtime>, 2022.
- [15] Bytecode Alliance. Introduction - the WebAssembly component model. [Online]. Available: <https://component-model.bytecodealliance.org/>, 2024.
- [16] Bytecode Alliance. wasmtime crate documentation, 2026. Version 41.0.3. URL: <https://docs.rs/wasmtime/41.0.3/wasmtime/>.
- [17] Bytecode Alliance. Wit reference - the web-assembly component model. [Online]. Available: <https://component-model.bytecodealliance.org/design/wit.html>, 2026.
- [18] Adam Caulfield, Norrathep Rattanavipanon, and Ivan De Oliveira Nunes. On the verification of control flow attestation evidence. *arXiv preprint arXiv:2411.10855*, 2024.
- [19] Eber Christer and Filip Rezabek. Attestation capabilities of trusted execution environments in the wild. In *Proceedings of the Seminar Innovative Internet Technologies and Mobile Communications (IITM), Summer Semester 2024*, number NET-2024-09-1 in Network Architectures and Services, pages 55–59, Munich, Germany, 2024. Chair of Network Architectures and Services, Technical University of Munich. Accessed: 2026-02-03. URL: [https://www.net.in.tum.de/fileadmin/TUM/NET/NET-2024-09-1/NET-2024-09-1\\_10.pdf](https://www.net.in.tum.de/fileadmin/TUM/NET/NET-2024-09-1/NET-2024-09-1_10.pdf), doi:10.2313/NET-2024-09-1\_10.

- [20] George Coker, Joshua Guttman, Peter Loscocco, Amy Herzog, Jonathan Millen, Brian O’Hanlon, John Ramsdell, Ariel Segall, Justin Sheehy, and Brian Sniffen. Principles of remote attestation. *International journal of information security*, 10(2):63–81, 2011.
- [21] confidential-containers. Github - confidential-containers/trustee: Attestation and secret delivery components. [Online]. Available: <https://github.com/confidential-containers/trustee>, 2026. Accessed 2026-02-03.
- [22] Victor Costan and Srinivas Devadas. Intel SGX explained. Cryptology ePrint Archive, Paper 2016/086, 2016. URL: <https://eprint.iacr.org/2016/086>.
- [23] deislabs. Github - deislabs/wasi-experimental-http: Experimental outbound http support for webassembly and wasi. [Online]. Available: <https://github.com/deislabs/wasi-experimental-http>, 2024.
- [24] eBPF. ebpf documentation. [Online]. Available: <https://ebpf.io/what-is-ebpf/>.
- [25] Enarx Project. Introduction – enarx technical overview. [Online]. Available: <https://enarx.dev/docs/technical/introduction>, 2023.
- [26] Thomas Fossati, Eric Voit, Sergei Trofimov, and Henk Birkholz. EAT Attestation Results. Internet-Draft draft-ietf-rats-ear-03, Internet Engineering Task Force, March 2026. Work in Progress. URL: <https://datatracker.ietf.org/doc/draft-ietf-rats-ear/03/>.
- [27] Google Cloud. Google cloud confidential computing: Encryption in use. [Online]. Available: <https://cloud.google.com/security/products/confidential-computing>, 2026.
- [28] Jin-Yu Gu, Hao Li, Yu-Bin Xia, Hai-Bo Chen, Cheng-Gang Qin, and Zheng-Yu He. Unified enclave abstraction and secure enclave migration on heterogeneous security architectures. *Journal of Computer Science and Technology*, 37(2):468–486, 2022.
- [29] Andreas Haas, Andreas Rossberg, Derek L Schuff, Ben L Titzer, Michael Holman, Dan Gohman, Luke Wagner, Alon Zakai, and JF Bastien. Bringing the web up to speed with WebAssembly. In *Proceedings of the 38th ACM SIGPLAN Conference on Programming Language Design and Implementation*, pages 185–200, 2017.
- [30] David Herrera, Hangfen Chen, Erick Lavoie, and Laurie Hendren. WebAssembly and JavaScript challenge: Numerical program performance using modern browser technologies and devices. *University of McGill, Montreal: QC, Technical report SABLE-TR-2018-2*, 2018.
- [31] Intel. Github - intel/sgxdatacenterattestationprimitives. [Online]. Available: <https://github.com/intel/SGXDataCenterAttestationPrimitives>. Accessed 2026-02-03.
- [32] Intel. Intel Trust Domain Extensions. [Online]. Available: <https://cdrdv2-public.intel.com/690419/TDX-Whitepaper-February2022.pdf>, February 2022.
- [33] Intel. Intel trust authority. [Online]. Available: <https://docs.trustauthority.intel.com/>, 2023. Accessed: 2026-02-05.
- [34] Abhinav Jangda, Bobby Powers, Emery D Berger, and Arjun Guha. Not so fast: Analyzing the performance of WebAssembly vs. native code. In *2019 USENIX Annual Technical Conference (USENIX ATC 19)*, pages 107–120, 2019.
- [35] Simon Johnson, Vinnie Scarlata, Carlos Rozas, Ernie Brickell, Frank Mckeen, et al. Intel software guard extensions: Epid provisioning and attestation services. *White Paper*, 1(1-10):119, 2016.
- [36] Thomas Knauth, Michael Steiner, Somnath Chakrabarti, Li Lei, Cedric Xing, and Mona Vij. Integrating remote attestation with Transport Layer Security. *arXiv preprint arXiv:1801.05863*, 2018.
- [37] Radhesh Krishnan Konoth, Emanuele Vineti, Veelasha Moonsamy, Martina Lindorfer, Christopher Kruegel, Herbert Bos, and Giovanni Vigna. Minesweeper: An in-depth look into drive-by cryptocurrency mining and its defense. In *Proceedings of the 2018 ACM SIGSAC Conference on Computer and Communications Security*, pages 1714–1730, 2018.
- [38] Daniel Lehmann, Johannes Kinder, and Michael Pradel. Everything old is new again: Binary security of WebAssembly. In *29th USENIX Security Symposium (USENIX Security ’20)*, pages 217–234. USENIX Association, August 2020. URL: <https://www.usenix.org/conference/usenixsecurity20/presentation/lehmann>.
- [39] Linaro Limited. Open Portable Trusted Execution Environment (OP-TEE). [Online]. Available: <https://www.op-tee.org>, 2026.
- [40] Laurence Lundblade, Giridhar Mandyam, Jeremy O’Donoghue, and Carl Wallace. The Entity Attestation Token (EAT). RFC 9711, April 2025. URL: <https://www.rfc-editor.org/info/rfc9711>, doi:10.17487/RFC9711.

- [41] Microsoft. Azure confidential computing. [Online]. Available: <https://azure.microsoft.com/en-us/solutions/confidential-compute>, 2023. Accessed: 2026-02-05.
- [42] Microsoft. Open enclave sdk. [Online]. Available: <https://openenclave.io/sdk/>, 2026.
- [43] Mathias Morbitzer, Benedikt Kopf, and Philipp Zieris. Guarantee: Introducing control-flow attestation for trusted execution environments. In *2023 IEEE 16th International Conference on Cloud Computing (CLOUD)*, pages 547–553. IEEE, 2023.
- [44] Bernard Ngabonziza, Daniel Martin, Anna Bailey, Hae-hyun Cho, and Sarah Martin. Trustzone explained: Architectural features and use cases. In *2016 IEEE 2nd International Conference on Collaboration and Internet Computing (CIC)*, pages 445–451. IEEE, 2016.
- [45] Arto Niemi, Sampo Sovio, and Jan-Erik Ekberg. Towards interoperable enclave attestation: Learnings from decades of academic work. In *2022 31st Conference of Open Innovations Association (FRUCT)*, pages 189–200. IEEE, 2022.
- [46] openssl. Github - openssl/openssl. [Online]. Available: <https://github.com/openssl/openssl>, 2026.
- [47] OpenSSL Library. Vulnerabilities. <https://openssl-library.org/news/vulnerabilities/>. Accessed 2026-04-29.
- [48] Simon Ott, Monika Kamhuber, Joana Pecholt, and Sascha Wessel. Universal remote attestation for cloud and edge platforms. In *Proceedings of the 18th International Conference on Availability, Reliability and Security*, pages 1–11, 2023.
- [49] Phala-Network. Github - phala-network/dcap-qvl. [Online]. Available: <https://github.com/Phala-Network/dcap-qvl>, 2026.
- [50] J. Powell. Amd sev-snp attestation: Establishing trust in guests. [Online]. Available: <https://www.amd.com/content/dam/amd/en/documents/developer/lss-snp-attestation.pdf>, 2022.
- [51] Project Veraison. Project Veraison (Veraison). [Online]. Available: <https://github.com/veraison>, 2026. GitHub repository.
- [52] Andreas Rossberg. Webassembly: high speed at low cost for everyone. In *ML16: Proceedings of the 2016 ACM SIGPLAN Workshop on ML*, 2016.
- [53] TCG Specification. Architecture overview. *Specification Revision*, 1:1–24, 2007.
- [54] Benedikt Spies, Christian Obermaier, and Jörg Ott. Exploring composable network stacks from isolated components with WebAssembly and QUIC. In *NOMS 2025-2025 IEEE Network Operations and Management Symposium*, pages 1–7. IEEE, 2025.
- [55] Stefan Tatschner, Sebastian N Peters, Michael P Heintl, Tobias Specht, and Thomas Newe. Parseval: Evaluation of parsing behavior using real-world out-in-the-wild X.509 certificates. In *Proceedings of the 19th International Conference on Availability, Reliability and Security*, pages 1–9, 2024.
- [56] Hannes Tschofenig, Simon Frost, Mathias Brossard, Adrian L. Shaw, and Thomas Fossati. Arm’s Platform Security Architecture (PSA) Attestation Token. RFC 9783, June 2025. URL: <https://www.rfc-editor.org/info/rfc9783>, doi:10.17487/RFC9783.
- [57] wacker-dev. Github - wacker-dev/waki: Http client and server library for wasi. [Online]. Available: <https://github.com/wacker-dev/waki>, 2024.
- [58] wasm-signatures. Github - wasm-signatures/wasmsign2: Implementation of the webassembly modules signatures. [Online]. Available: <https://github.com/wasm-signatures/wasmsign2>, 2025.
- [59] WebAssembly. Github - webassembly/wasi: Web-assembly system interface. [Online]. Available: <https://github.com/WebAssembly/WASI>, 2025.
- [60] WebAssembly. Github - webassembly/wasi-crypto: Wasi cryptography api proposal. [Online]. Available: <https://github.com/WebAssembly/wasi-crypto>, 2026.
- [61] WebAssembly. Webassembly specification. [Online]. Available: <https://webassembly.github.io/spec/core/>, 2026.
- [62] WebAssembly System Interface Subgroup. Wasi: Web-assembly system interface. [Online]. Available: <https://wasi.dev/>, 2024.
- [63] Wentao Xie. Platform-agnostic remote attestation with webassembly components. Master’s thesis, Aalto University, 2025.
- [64] Yixuan Zhang, Mugeng Liu, Haoyu Wang, Yun Ma, Gang Huang, and Xuanzhe Liu. Research on Web-assembly runtimes: A survey. *ACM Transactions on Software Engineering and Methodology*, 34(8):1–47, 2025.