

SCOPE: Selective Conformal Optimized Pairwise LLM Judging

Sher Badshah¹ Ali Emami² Hassan Sajjad¹

Abstract

Large language models (LLMs) are increasingly used as judges to replace costly human preference labels in pairwise evaluation. Despite their practicality, LLM judges remain prone to miscalibration and systematic biases. This paper proposes SCOPE (Selective Conformal Optimized Pairwise Evaluation), a framework for selective pairwise judging with finite-sample statistical guarantees. Under exchangeability, SCOPE calibrates an acceptance threshold such that the error rate among non-abstained judgments is at most a user-specified level α . To provide SCOPE with a bias-neutral uncertainty signal, we introduce Bidirectional Preference Entropy (BPE), which queries the judge under both response positions, aggregates the implied preference probabilities to enforce invariance to response order, and converts the aggregated probability into an entropy-based uncertainty score. Across MT-Bench, RewardBench, and Chatbot Arena, BPE improves uncertainty quality over standard confidence proxies, providing a stronger selection signal that enables SCOPE to consistently meet the target risk level while retaining good coverage across judge scales. In particular, at $\alpha = 0.10$, SCOPE consistently satisfies the risk bound across all benchmarks and judge scales (empirical risk ≈ 0.097 to 0.099), while retaining substantial coverage, reaching 0.89 on RewardBench with Qwen-14B and 0.98 on RewardBench with Qwen-32B. Compared to naïve baselines, SCOPE accepts up to $2.4\times$ more judgments on MT-Bench with Qwen-7B under the same target risk constraint, demonstrating that BPE enables reliable and high-coverage LLM-based evaluation.

1. Introduction

Large language models (LLMs) are increasingly used as judges to scale evaluation in modern AI workflows, from reinforcement learning to automated benchmarking and leaderboards (Zheng et al., 2023; Lambert et al., 2025). By replacing costly human preference labels with model-based pairwise comparisons, LLM-as-a-judge enables rapid evaluation. At the same time, once a model’s preferences substitute for human judgments, reliability becomes a first-class requirement: even a small, systematic rate of wrong pairwise decisions can distort rankings and the training signals derived from them. What is missing is a principled way to decide when an LLM judgment should be trusted, together with an explicit, user-specified bound on the error rate among the judgments that are actually accepted.

Selective prediction provides a natural abstraction. Rather than forcing a decision on every instance, the judge abstains when uncertainty is high and returns a judgment only when sufficiently confident (Geifman & El-Yaniv, 2017; Chen et al., 2023). Yet applying selective prediction to pairwise LLM judging exposes two fundamental obstacles. First, thresholding confidence scores offers no finite-sample statistical guarantee that a target accepted-set error will be respected at deployment; thresholds tuned to match validation behavior can exceed the desired risk on new samples. Second, uncertainty proxies are contaminated by nuisance variation (Wang et al., 2025c). Pairwise judges exhibit systematic biases such as position bias (Shi et al., 2025; Wang et al., 2025d), and these effects can produce highly confident but incorrect judgments. As a result, naive confidence thresholding can fail to abstain precisely when it should, violating a user’s reliability constraint even when average calibration looks reasonable. Conversely, methods that do provide statistical guarantees often rely on conservative confidence bounds such as Clopper-Pearson (Clopper & Pearson, 1934; Wang et al., 2025b) and fixed sequence testing (Bauer, 1991; Jung et al., 2025), which satisfy the constraint by rejecting a large fraction of queries and thereby sacrificing coverage (Wang et al., 2025b).

This work proposes SCOPE (Selective Conformal Optimized Pairwise Evaluation), a framework for selective pairwise judging with finite-sample statistical guarantees. SCOPE builds on selective conformal prediction

¹Faculty of Computer Science, Dalhousie University, Canada

²Department of Computer Science, Emory University, Atlanta, USA. Correspondence to: Sher Badshah <sh545346@dal.ca>.

and risk control methods (Angelopoulos & Bates, 2023; Angelopoulos et al., 2024; Wang et al., 2025a) to calibrate an acceptance threshold such that the error rate among accepted judgments is at most a user-specified level α under exchangeability. Unlike heuristic thresholding or naive empirical tuning, SCOPE enforces a finite-sample validity condition on the non-abstained judgments.

Guarantees alone, however, are only useful when the threshold responds to genuine ambiguity in the preference rather than presentation bias. To equip SCOPE with a bias-neutral uncertainty signal, we introduce Bidirectional Preference Entropy (BPE). BPE queries the judge under both orderings of the response pair, aligns the two outputs to the same underlying preference, and then aggregates the resulting preference probabilities. An entropy-based score is then applied to this aggregated probability: uncertainty is highest when the judge is close to evenly split between the two responses, and lowest when one response is strongly preferred. By enforcing permutation invariance with respect to response order, BPE mitigates position effects with only two forward passes per pair, yielding uncertainty estimates that better reflect the underlying difficulty of the preference decision. Empirically, BPE improves calibration and discrimination over standard confidence proxies, and SCOPE leverages these scores to accept more judgments while meeting the target risk level across benchmarks and model scales.

Contributions. Our contributions are twofold:

- SCOPE: a conformal-based method for selective LLM-based pairwise evaluation, with a finite-sample guarantee that the error rate among accepted judgments is at most α under exchangeability.
- BPE: a bidirectional, permutation-invariant uncertainty estimator that mitigates position effects and improves uncertainty quality over standard confidence proxies.

2. Methodology

We formalize SCOPE for pairwise judging with statistical guarantees of alignment with human preferences.

2.1. Problem Formulation

Let \mathcal{X} denote the space of evaluation instances, where each $x \in \mathcal{X}$ consists of a user instruction q and a pair of candidate responses (r_A, r_B) . Let $\mathcal{Y} = \{A, B\}$ be the label space, where $y = A$ indicates that r_A is preferred and $y = B$ indicates that r_B is preferred. We assume access to samples from a joint distribution \mathcal{D} over $\mathcal{X} \times \mathcal{Y}$, representing ground-truth human preferences.

Selective prediction. An LLM judge defines a distribution $P_\theta(y | x)$ over labels \mathcal{Y} . Rather than always committing to a prediction, we adopt selective prediction: the model outputs a judgment only when sufficiently confident (Geifman & El-Yaniv, 2017; Chen et al., 2023).

We define an uncertainty scoring function $s : \mathcal{X} \rightarrow \mathbb{R}$, where higher values indicate greater uncertainty. Given a threshold λ , the selective judge accepts predictions with uncertainty below the threshold:

$$f_\lambda(x) = \begin{cases} \hat{y} & \text{if } s(x) \leq \lambda, \\ \perp & \text{otherwise,} \end{cases}$$

where $\hat{y} = \arg \max_y P_\theta(y | x)$ and \perp denotes abstention.

FDR Control. Our objective is to calibrate $\hat{\lambda}$ such that the error rate among the accepted LLM judgments is statistically bounded. Let y^* denote the ground truth label. We define the selection indicator $S(x, \lambda) = \mathbb{I}(s(x) \leq \lambda)$ and the error indicator $E(x) = \mathbb{I}(\hat{y} \neq y^*)$. To control the test-time FDR marginally, we bound the ratio of expected errors to expected selections:

$$\text{FDR}(\lambda) = \frac{\mathbb{E}[S(x, \lambda)E(x)]}{\mathbb{E}[S(x, \lambda)]} = P(\hat{y} \neq y^* | s(x) \leq \lambda) \leq \alpha. \quad (1)$$

This formulation guarantees that the judge model maintains a guaranteed error rate (e.g., $\leq 5\%$ error for $\alpha = 0.05$) across the distribution of queries. Crucially, this statistical validity holds regardless of the model’s intrinsic capability as long as the calibration and test data are exchangeable.

2.2. Bidirectional Preference Entropy

To calibrate λ , the scoring function $s(x)$ must reflect true uncertainty. However, existing uncertainty methods are often miscalibrated for pairwise judging (Jung et al., 2025). For instance, standard predictive probability becomes unreliable when the model systematically favors a particular position (Zheng et al., 2023).

To prevent such systematic biases from contaminating $s(x)$, we propose Bidirectional Preference Entropy (BPE), where we aggregate predictions across both positions. Let $x_{\text{fwd}} = (q, r_A, r_B)$ denote the original position and $x_{\text{rev}} = (q, r_B, r_A)$ the swapped position. We compute the probability that the model prefers r_A under each position:

$$\begin{aligned} p_{\text{fwd}} &= P_\theta(r_A \succ r_B | x_{\text{fwd}}) = P_\theta(y = A | x_{\text{fwd}}), \\ p_{\text{rev}} &= P_\theta(r_A \succ r_B | x_{\text{rev}}) = P_\theta(y = B | x_{\text{rev}}). \end{aligned}$$

Importantly, selecting r_A corresponds to predicting label A in the forward prompt and label B in the reverse prompt.

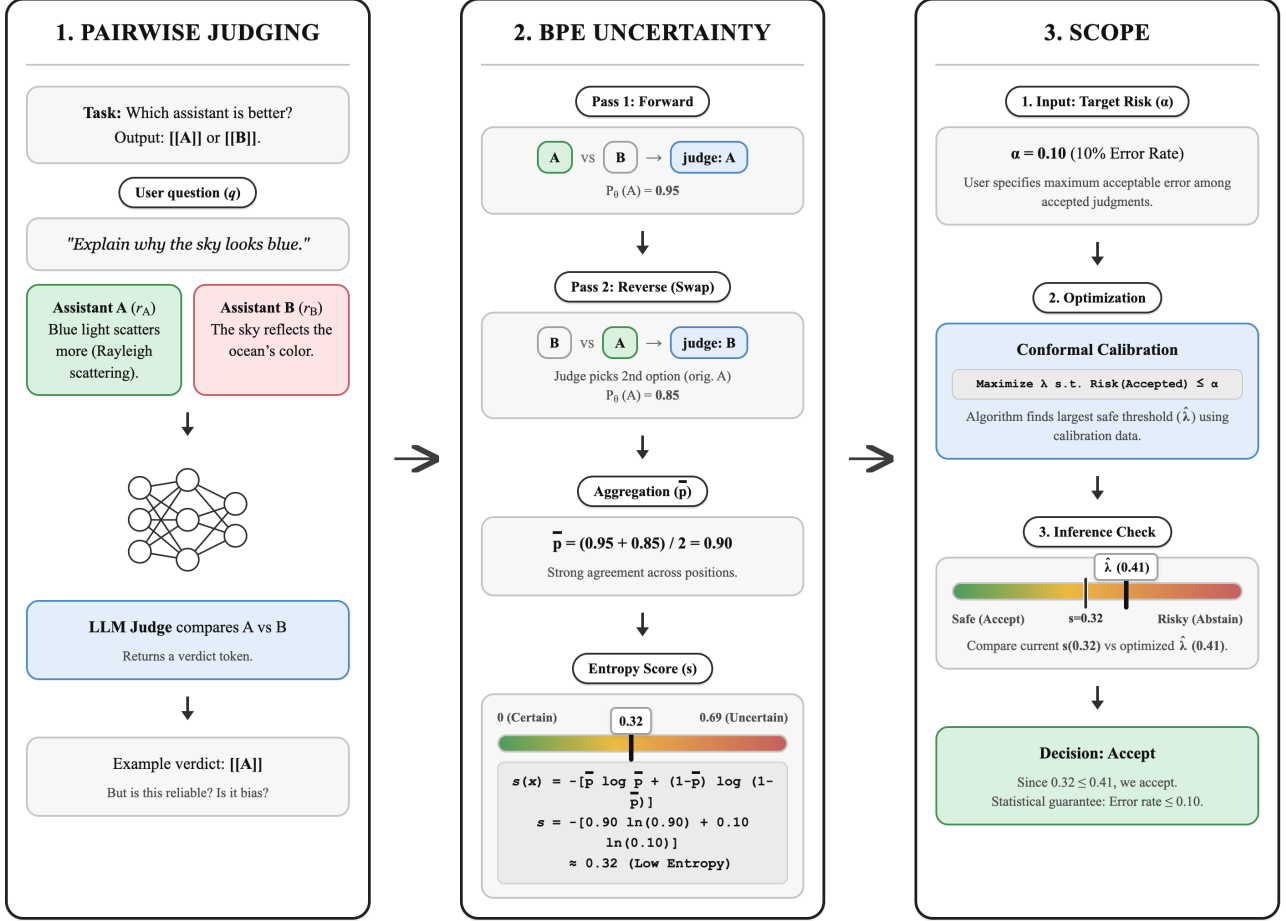


Figure 1. Overview of the SCOPE Framework. (1) Pairwise Judging: An LLM judge evaluates two responses (r_A, r_B) for a user query q . (2) Bidirectional Preference Entropy (BPE): To neutralize position bias, the judge evaluates the pair in both forward and reverse orders. The probabilities are aggregated into a bias-neutral preference \bar{p} and converted into an entropy-based uncertainty score $s(x)$. (3) SCOPE: The user sets a target risk level α (e.g., 0.10). Using conformal calibration on labeled data, the system calculates an optimized threshold $\hat{\lambda}$. If the uncertainty $s(x) \leq \hat{\lambda}$, the judgment is accepted with a statistical guarantee that the error rate is controlled at α .

Intuitively, a reliable judge should assign a similar preference probability to r_A regardless of whether it appears first or second; disagreement across permutations is a strong indicator of systematic bias rather than true confidence. We therefore aggregate both by averaging:

$$\bar{p} = \frac{1}{2} (p_{\text{fwd}} + p_{\text{rev}}). \quad (2)$$

Since the task is binary, the probability of preferring r_B is simply $(1 - \bar{p})$. Because binary entropy is symmetric (i.e., $H(p) = H(1 - p)$), computing uncertainty with respect to r_A suffices without loss of generality.

We derive the final prediction \hat{y} from \bar{p} and define the BPE score as:

$$s(x) = -[\bar{p} \log \bar{p} + (1 - \bar{p}) \log(1 - \bar{p})]. \quad (3)$$

The uncertainty score $s(x)$ reaches its maximum when the model provides inconsistent predictions across permutations (see Appendix B.1 for details).

2.3. SCOPE Calibration

Given a calibration set $\mathcal{D}_{\text{cal}} = \{(x_i, y_i^*)\}_{i=1}^n$ with ground-truth labels, we seek the threshold $\hat{\lambda}$ that maximizes coverage while ensuring the marginal FDR does not exceed a target α .

Linearization. Directly controlling the ratio in Eq. 1 is difficult on finite samples: when few predictions are accepted, the denominator $\mathbb{E}[S]$ is small and the ratio becomes unstable. Following Wang et al. (2025a) and Wang et al. (2024b), we reformulate the constraint using a linearized loss for pairwise judging:

$$L(x, \lambda) = S(x, \lambda) \cdot (E(x) - \alpha). \quad (4)$$

The key observation is that $\mathbb{E}[L(x, \lambda)] \leq 0$ implies marginal $\text{FDR}(\lambda) \leq \alpha$. This reframes risk control (Angelopoulos et al., 2024) as a budgeting problem where each correct accepted prediction contributes $-\alpha$ to a cumulative sum (building a safety margin), and each incorrect accepted prediction contributes $+(1 - \alpha)$ (depleting the margin).

Finite-sample calibration. To guarantee validity on unseen test data, we enforce a finite-sample sufficient condition derived from the theory of linear expectation constraints (Wang et al., 2025a). Specifically, we require the cumulative linearized loss on the calibration set to satisfy:

$$\sum_{i=1}^n S(x_i, \lambda) \cdot (E(x_i) - \alpha) \leq -1. \quad (5)$$

This finite-sample correction ensures statistical validity under exchangeability.

Coverage maximization. Because newly admitted samples may contribute either $-\alpha$ or $(1 - \alpha)$, the feasibility of Eq. 5 need not be monotone in λ . We thus select the largest feasible threshold to maximize coverage:

$$\hat{\lambda} = \sup \left\{ \lambda : \sum_{i=1}^n S(x_i, \lambda) \cdot (E(x_i) - \alpha) \leq -1 \right\}. \quad (6)$$

If no such λ exists (i.e., the set is empty), we set $\hat{\lambda} = -\infty$ and abstain on all instances. This ensures that SCOPE maximizes the number of evaluated instances without violating the risk guarantee.

Theorem 2.1. *Let calibration and test samples be exchangeable (Angelopoulos & Bates, 2023). For any $\alpha \in (0, 1)$, the threshold $\hat{\lambda}$ derived in Eq. 6 guarantees that the marginal test-time FDR satisfies:*

$$\frac{\mathbb{E}[E(x_{n+1}) \cdot S(x_{n+1}, \hat{\lambda})]}{\mathbb{E}[S(x_{n+1}, \hat{\lambda})]} \leq \alpha, \quad (7)$$

where the expectation is taken over the joint randomness of the calibration set and the test sample.

At test time, for a new instance x , we obtain the judge’s pairwise evaluation \hat{y} with uncertainty $s(x)$. We accept \hat{y} if and only if $s(x) \leq \hat{\lambda}$; otherwise, we abstain. See Appendix A for the complete proof.

3. Experiments

Our experiments address two questions: (1) Does BPE provide better uncertainty estimates than existing methods? (2) Does SCOPE maintain valid risk control while maximizing coverage?

Datasets. We evaluate on human-annotated pairwise preferences from three benchmarks: MT-Bench (Zheng et al., 2023), RewardBench (Lambert et al., 2025), and Chatbot Arena (Chiang et al., 2024). The stated benchmarks span diverse evaluation settings: MT-Bench reflects instruction-following and multi-turn assistant quality, RewardBench captures reward-model-style preference signals across heterogeneous sources, and Chatbot Arena represents large-scale crowdsourced user comparisons in open-domain settings.

Following Jung et al. (2025), we exclude tie outcomes to align with our binary formulation ($\mathcal{Y} = \{A, B\}$). After filtering, we randomly sample $N = 2,000$ non-tied instances to standardize evaluation size and keep the computational cost manageable across our repeated random splits.

Models. Our judge models span a range of scales: Qwen-2.5-7B-Instruct, Qwen2.5-14B-Instruct, Qwen2.5-32B-Instruct (Yang et al., 2024a), and Llama-3.1-70B-Instruct (Grattafiori et al., 2024).

Uncertainty quantification. For BPE, we compute p_{fwd} and p_{rev} from the softmax-normalized logits over predictions “A” and “B”, requiring two forward passes per instance. For evaluation metrics that expect confidence rather than uncertainty (i.e., ECE, AUROC), we convert BPE into a confidence score via $c(x) = \max(\bar{p}, 1 - \bar{p})$. Note that the bidirectional aggregation can alter the final prediction when \bar{p} differs from p_{fwd} , which explains the accuracy differences reported in Table 1.

Baselines. We benchmark against two categories of baselines. First, for uncertainty quantification, we compare BPE against:

- Predictive probability¹, defined as the maximum softmax probability of the zero-shot preference prediction;
- Verbalized confidence (Tian et al., 2023), obtained by prompting the judge to directly output a numerical confidence score; and
- Simulated annotators (Jung et al., 2025), which estimates confidence via the agreement rate among $N = 5$ in-context simulated personas, each conditioned on $K = 5$ few-shot demonstrations sampled from a pool of 50 examples. Following prior work, we use majority-vote agreement as the final confidence estimate. Since simulated annotators require multiple generations per instance and are computationally ex-

¹We utilize predictive probability for the heuristic and naïve baselines.

Table 1. Uncertainty estimation quality. Comparison of BPE against baselines. Bold indicates the best result per model/dataset. BPE achieves superior calibration (ECE ↓) and discrimination (AUPRC) in most settings.

Method	MT-Bench				RewardBench				Chatbot Arena			
	Accuracy	ECE ↓	ROC	PRC	Accuracy	ECE ↓	ROC	PRC	Accuracy	ECE ↓	ROC	PRC
<i>Qwen2.5-7B-Instruct</i>												
Predictive Probability	0.731	0.239	0.658	0.824	0.757	0.210	0.727	0.891	0.751	0.218	0.709	0.865
Verbalized Confidence	0.731	0.146	0.497	0.737	0.757	0.128	0.496	0.765	0.751	0.129	0.477	0.747
BPE (Ours)	0.738	0.143	0.685	0.855	0.807	0.104	0.744	0.926	0.766	0.138	0.711	0.884
<i>Qwen2.5-14B-Instruct</i>												
Predictive Probability	0.752	0.234	0.704	0.851	0.850	0.140	0.739	0.924	0.779	0.207	0.697	0.866
Verbalized Confidence	0.752	0.114	0.450	0.736	0.850	0.090	0.502	0.865	0.779	0.114	0.476	0.779
BPE (Ours)	0.766	0.174	0.777	0.932	0.874	0.103	0.809	0.970	0.790	0.169	0.744	0.927
<i>Qwen2.5-32B-Instruct</i>												
Predictive Probability	0.783	0.198	0.706	0.886	0.881	0.107	0.799	0.957	0.781	0.201	0.732	0.892
Verbalized Confidence	0.783	0.189	0.457	0.777	0.881	0.213	0.477	0.896	0.781	0.201	0.483	0.785
BPE (Ours)	0.784	0.172	0.729	0.908	0.894	0.071	0.822	0.975	0.792	0.151	0.742	0.919
<i>Llama-3.1-70B-Instruct</i>												
Predictive Probability	0.755	0.185	0.741	0.887	0.866	0.092	0.752	0.947	0.802	0.138	0.735	0.913
Verbalized Confidence	0.755	0.096	0.484	0.761	0.866	0.059	0.485	0.873	0.802	0.073	0.472	0.809
BPE (Ours)	0.767	0.145	0.744	0.894	0.880	0.062	0.761	0.957	0.810	0.112	0.736	0.919

pensive, we restrict this comparison to Qwen-7B and Qwen-14B judges.

Second, we compare SCOPE against:

- Vanilla prediction, where the model answers all queries without abstention, yielding full coverage but no reliability control;
- Heuristic thresholding, a simple confidence-based rule that accepts predictions whenever the uncertainty score exceeds $1 - \alpha$, without any calibration guarantee; and
- Naïve calibration, which selects thresholds based on empirical risk measured on held-out data, but does not apply any finite-sample correction and can therefore violate the target risk constraint.

Evaluation metrics. We evaluate performance across two dimensions: uncertainty estimation quality and statistical validity of risk control. To assess the performance of uncertainty metrics, we report Accuracy, Expected Calibration Error (ECE) (Naeini et al., 2015), Area Under the ROC Curve (AUROC), and Area Under the Precision-Recall Curve (AUPRC) (see Appendix B).

To validate the selective evaluation framework, we measure the empirical risk (i.e., FDR) on the test set. This value must consistently remain below the target α . Finally, we evaluate efficiency via coverage which is defined as the

percentage of test queries for which the model returns a prediction rather than abstaining.

Correctness criteria. We evaluate the correctness of the LLM judge by comparing its predicted preference against the ground truth human label. For all datasets, a prediction is considered correct if and only if the judge’s selected response matches the human-preferred response.

Protocol. We utilize a 50/50 split for calibration and test data. To ensure statistical robustness, all reported results are averaged over 1000 independent random splits of the dataset. We evaluate performance across different risk levels $\alpha \in \{0.05, 0.10, 0.15, 0.20, 0.25\}$.

4. Results

4.1. Uncertainty Estimation Quality

The prerequisite for valid risk control is a scoring function $s(x)$ that effectively ranks judgments by their probability of error. In Table 1, we compare our proposed $s(x)$ against commonly used methods. Across all benchmarks, BPE mostly achieves the highest AUROC and AUPRC, demonstrating capability in distinguishing correct judgments from errors. While we randomize the preference order for all methods to mitigate aggregate position bias, unidirectional metrics such as predictive probability and verbalized confidence remain vulnerable to instance-level overconfidence. BPE also yields lower ECE than predictive probability and verbalized confidence across most configurations, indicat-

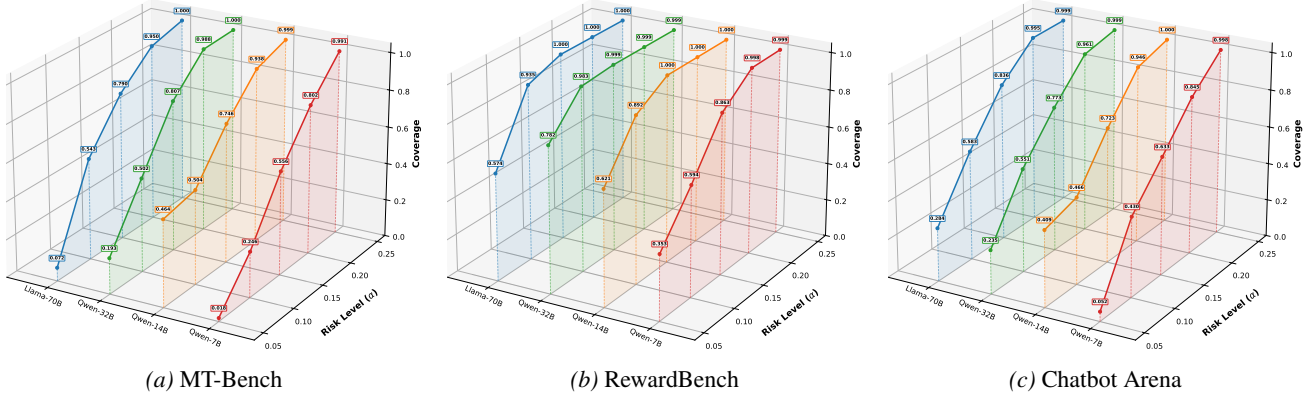


Figure 2. Coverage vs. target risk level α for SCOPE. Coverage increases as the risk budget is relaxed, and larger judges sustain higher coverage at strict tolerances.

Table 2. Uncertainty estimation quality. BPE outperforms Simulated Annotators (S.A.) in calibration (ECE \downarrow) and discrimination (AUROC/AUPRC).

Model / Dataset	Method	ECE \downarrow	ROC / PRC
Qwen2.5-7B-Instruct			
MT-Bench	S.A.	0.174	0.594 / 0.790
	BPE	0.143	0.685 / 0.855
RewardBench	S.A.	0.103	0.689 / 0.886
	BPE	0.104	0.744 / 0.926
Chatbot Arena	S.A.	0.158	0.646 / 0.804
	BPE	0.138	0.711 / 0.884
Qwen2.5-14B-Instruct			
MT-Bench	S.A.	0.182	0.600 / 0.792
	BPE	0.174	0.777 / 0.932
RewardBench	S.A.	0.130	0.627 / 0.880
	BPE	0.103	0.809 / 0.970
Chatbot Arena	S.A.	0.176	0.608 / 0.788
	BPE	0.169	0.744 / 0.927

ing better-calibrated confidence estimates.

Table 2 compares BPE against simulated annotators, a strong baseline that estimates uncertainty through multi-persona agreement. Unlike simulated annotators, which require multiple model generations per instance and are therefore costly to deploy at scale, BPE provides an efficient alternative that achieves stronger uncertainty ranking with only two forward passes. Despite requiring only a single bidirectional probability computation, BPE consistently matches or improves calibration and achieves substantially stronger discrimination across benchmarks. In particular, BPE yields large gains in AUROC and AUPRC over simulated annotators on both MT-Bench and Chat-

bot Arena (e.g., AUROC improving from 0.59 to 0.69 for Qwen-7B, and from 0.60 to 0.78 for Qwen-14B), indicating a more reliable ranking of error-prone judgments. While simulated annotators can provide competitive calibration in some cases (e.g., RewardBench with Qwen-7B), it remains weaker in separating correct decisions from failures.

4.2. SCOPE: Statistical Validity and Coverage

We evaluate whether SCOPE enables selective pairwise evaluation at a user-specified target risk level, i.e., whether the empirical accepted-set error remains below α while retaining as much coverage as possible.

Baselines violate the risk constraint. As depicted in Table 3, across given benchmarks, Vanilla prediction (i.e., no abstention) achieves full coverage but substantially exceeds the risk budget (e.g., MT-Bench risk ranges from 0.217–0.269 across models at $\alpha = 0.10$). Similarly, Heuristic thresholding retains high coverage (e.g., 0.809–0.958) yet still violates the constraint in most setting (e.g., MT-Bench risk 0.184–0.251). This gap highlights that raw confidence scores are not reliably calibrated for selective pairwise judging. The Naïve baseline, which tunes a threshold to match the empirical mean on the calibration split, often operates near the boundary and can fail under finite samples: it exceeds α on MT-Bench for Qwen-7B (0.116) and Qwen-14B (0.124), and on Chatbot Arena for Qwen-14B (0.114). Even when Naïve remains below the bound in some places, it frequently does so by affecting the coverage.

SCOPE maintains valid risk control while preserving coverage. Figure 2 shows that SCOPE reliably tracks the target line across $\alpha \in \{0.05, 0.10, 0.15, 0.20, 0.25\}$, keeping empirical risk below α for every dataset and model. At

Table 3. Risk control with SCOPE. Coverage and empirical risk at $\alpha = 0.10$, averaged over 1,000 splits. Values exceeding the risk bound (> 0.10) indicate failure. SCOPE consistently satisfies the risk bound while maximizing coverage.

	Qwen-7B		Qwen-14B		Qwen-32B		Llama-70B	
	Coverage	Risk	Coverage	Risk	Coverage	Risk	Coverage	Risk
<i>MT-Bench</i>								
Vanilla	1.000	0.269	1.000	0.248	1.000	0.217	1.000	0.245
Heuristic	0.907	0.251	0.953	0.231	0.933	0.200	0.809	0.184
Naïve	0.102	0.116	0.566	0.124	0.426	0.103	0.396	0.102
SCOPE	0.246	0.097	0.504	0.098	0.502	0.099	0.543	0.098
<i>RewardBench</i>								
Vanilla	1.000	0.243	1.000	0.150	1.000	0.120	1.000	0.134
Heuristic	0.894	0.211	0.968	0.140	0.964	0.103	0.845	0.094
Naïve	0.430	0.101	0.827	0.101	0.957	0.101	0.872	0.101
SCOPE	0.594	0.099	0.892	0.099	0.983	0.098	0.935	0.099
<i>Chatbot Arena</i>								
Vanilla	1.000	0.249	1.000	0.221	1.000	0.219	1.000	0.198
Heuristic	0.903	0.224	0.958	0.204	0.937	0.201	0.815	0.145
Naïve	0.297	0.103	0.530	0.114	0.532	0.102	0.565	0.101
SCOPE	0.430	0.099	0.466	0.097	0.551	0.099	0.583	0.099

$\alpha = 0.10$ in Table 3, SCOPE achieves risks tightly concentrated around the target (typically 0.097–0.099) while delivering substantially higher coverage than Naïve on challenging benchmarks. For MT-Bench, SCOPE more than doubles coverage for Qwen-7B (0.246 vs. 0.102) and improves coverage for the larger judges as well, all while staying below the 0.10 bound. Overall, SCOPE converts uncertainty estimates into selective judgments that meet the desired risk level, and it does so with higher coverage than empirical thresholding.

Coverage scales smoothly with the risk budget and model strength. The coverage-risk curves further illustrate how SCOPE trades off utility against strictness. As the budget relaxes, coverage increases rapidly and approaches full evaluation for stronger judges. For MT-Bench, SCOPE increases coverage from (0.018, 0.246, 0.556, 0.802, 0.991) for Qwen-7B to (0.072, 0.543, 0.790, 0.950, 1.000) for Llama-70B as α ranges from 0.05 to 0.25 (Figure 2a). On Chatbot Arena, the same trend holds, with Qwen-7B moving from 0.052 coverage at $\alpha = 0.05$ to 0.998 at $\alpha = 0.25$, and Llama-70B achieving high coverage even at strict levels (Figure 2c). This monotone behavior at the system level is notable given that feasibility of Eq. 5 need not be monotone in λ ; empirically, the largest-feasible-threshold rule in Eq. 6 yields stable and interpretable tradeoffs.

Stability across random splits. Figure 3 reveals how sensitive selective evaluation is to the particular calibration/test split. The shaded bands ($\pm 1\sigma$) are consistently widest for the weakest judge (Qwen-7B), indicating

higher variance in accepted-set error across random splits, whereas stronger judges such as Qwen-32B show much tighter bands and more stable behavior. This split-to-split variability is most pronounced at larger α , where higher coverage admits more borderline instances and the resulting error rate depends more on which examples fall into the calibration set. Importantly, even in these higher-variance regimes, the mean risk curves remain stable and track the target closely, suggesting that SCOPE is not maintaining validity by being overly conservative; instead, it yields a predictable risk profile even when calibration noise is non-negligible. In other words, SCOPE closely tracks the target risk level α , fully utilizing the user-specified risk budget to maximize coverage rather than abstaining too conservatively.

5. Related Work

LLM-as-a-judge. The high cost of human annotation has driven the adoption of LLMs as scalable surrogates for evaluation (Zheng et al., 2023; Chiang et al., 2023). This paradigm is now widespread in both benchmark-style leaderboards (e.g., MT-Bench) and live preference platforms (e.g., Chatbot Arena) (Chiang et al., 2024). Beyond pairwise win-rates, recent work also uses LLM judges as general-purpose reference-free metrics for generation quality, often decomposing evaluation into criteria with chain-of-thought or scoring templates (e.g., G-Eval) (Liu et al., 2023). However, a growing body of evidence shows that LLM judges can be systematically unreliable. Documented failure modes include position bias (Wang et al., 2024a; Shi et al., 2025), verbosity/length bias (Zheng et al.,

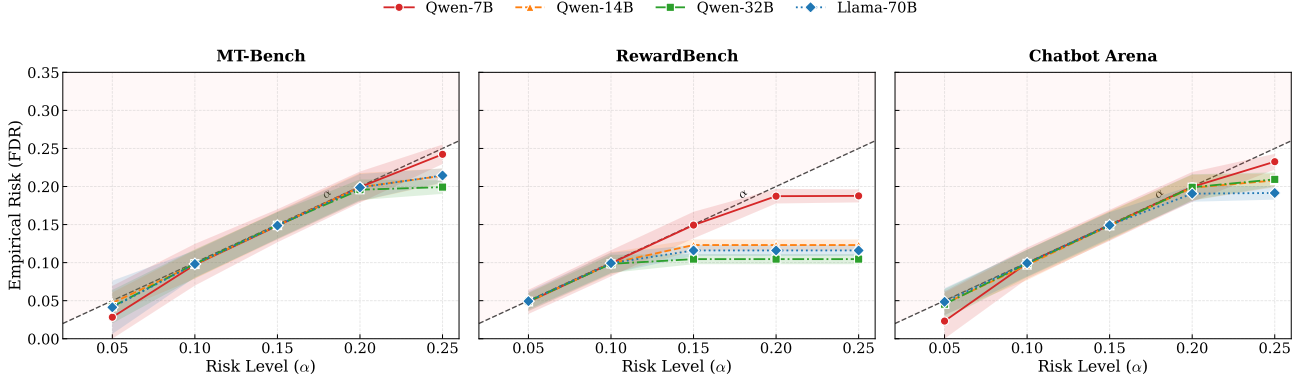


Figure 3. Statistical validity of SCOPE across benchmarks. We report the empirical risk (FDR) against the user-specified target risk level α . The dashed diagonal line ($y = x$) indicates the theoretical safety limit; curves remaining below this boundary demonstrate valid risk control. Solid lines represent the mean risk over 1000 trials, while shaded regions denote the standard deviation ($\pm 1\sigma$). SCOPE consistently satisfies the risk constraint across judges and tasks.

2023; Saito et al., 2023), and self-preference or familiarity biases that favor low-perplexity outputs or the judge’s own stylistic priors (Zheng et al., 2023; Panickssery et al., 2024). These issues can distort model rankings and incentivize “judge gaming,” especially when benchmarks are optimized against a fixed judge. While mitigation techniques such as swapping positions (Zheng et al., 2023), chain-of-thought prompting (Wei et al., 2022), debate-style judging (Chan et al., 2024), and ensembling or multi-judge aggregation (Badshah et al., 2025; Badshah & Sajjad, 2025) improve empirical agreement, they remain heuristic and do not provide formal reliability guarantees. This naturally shifts attention to uncertainty estimation: an LLM judge should assess when its prediction is likely to be correct and abstain on instances where uncertainty is high.

Uncertainty estimation for LLM judges. Several recent works study how to quantify uncertainty in LLM-based evaluations. Xie et al. (2025) conduct a large empirical study of uncertainty in model-based LLM evaluation including pairwise comparison using token probabilities as a proxy for an evaluator’s internal confidence and showing that evaluation confidence varies across model families/sizes and is sensitive to distribution shift. Complementarily, Yang et al. (2024b) study verbalized confidence scores, analyzing when self-reported confidence can be reliable and how prompt formulations strongly affect calibration. Most closely related to our baselines, Jung et al. (2025) introduce simulated annotators, where multiple pairwise annotations are sampled and agreement is used as a confidence proxy. These lines of work motivate the baseline uncertainty signals used in our experiments. However, without a formal reliability guarantees, these confidence metrics remain heuristic proxies: improvements in calibration or discrimination do not translate into finite-sample, distribution-free guarantees that the er-

ror rate among accepted judgments is controlled at a target risk level.

Conformal prediction and risk control. Motivated by the above reliability gaps and the lack of formal guarantees, a natural direction is to replace heuristic “confidence” with finite-sample valid uncertainty quantification. Conformal prediction provides a distribution-free framework that converts any scoring function into statistically valid sets via calibration (Vovk et al., 2005; Angelopoulos & Bates, 2023). While classical conformal methods target marginal coverage, recent advances generalize to risk control: instead of guaranteeing set coverage, they guarantee that an error rate on the accepted set is below a user-specified level with high probability (Bates et al., 2021; Angelopoulos et al., 2024). This has enabled selective prediction with rigorous guarantees, where a model abstain to ensure reliability on the non-abstained instances, and more broadly supports controlling discovery-style errors such as false discoveries among accepted decisions (Bates et al., 2021). In the LLM setting, selective prediction have been adapted to reliability in QA and generation, including calibrated abstention and hallucination detection (Gui et al., 2024; Niu et al., 2024; Wang et al., 2025b).

Our work builds on this line by adapting conformal risk control (Angelopoulos et al., 2024) and selective prediction methods such as linear expectation theory (Wang et al., 2025a) to pairwise LLM evaluation, where the objective is not coverage over labels but guaranteeing that the error rate among accepted judgments remains below a target risk level. Prior work typically relies on unidirectional confidence proxies (Wang et al., 2025b), such as maximum softmax probability or sample consistency which can be systematically misaligned with true judging errors due to positional and preference biases (Wang et al., 2025c). We complement conformal risk control with a bias-neutral un-

certainty estimator that aggregates preferences under both response positions. This combination enables SCOPE to move beyond heuristic abstention and provides a principled framework for reliable pairwise evaluation, where statistical guarantees are paired with an uncertainty signal tailored to the known failure modes of LLM-based judges.

6. Limitations

While SCOPE provides a statistically grounded framework for reliable pairwise LLM judging, several limitations remain. First, our guarantees rely on the standard exchangeability assumption between the calibration set and future evaluation queries. In practice, distribution shifts across benchmarks, prompt variations, or strategic model behaviors may weaken the validity of selective guarantees (Tibshirani et al., 2020; Joshi et al., 2025). Second, BPE requires bidirectional evaluation of each comparison, incurring approximately two forward passes per instance and thus modest computational overhead relative to single-shot confidence heuristics. Moreover, BPE is a white-box uncertainty measure that relies on access to model probabilities or logits, and may not be directly applicable in fully black-box or API-only evaluator settings without approximation. Third, our formulation focuses on binary pairwise judgments; extending selective guarantees to richer evaluator settings, such as multi-response ranking or open-ended critique-based scoring, is an important direction for future work. Finally, although BPE mitigates positional bias by enforcing permutation invariance, other sources of systematic bias in LLM-based evaluators may persist and require complementary mitigation strategies.

7. Conclusion

As LLMs increasingly serve as judges in many applications, ensuring their reliability is paramount. In this work, we presented SCOPE, a framework that provides rigorous statistical guarantees for LLM-based pairwise evaluation. By neutralizing judges preference bias via our proposed BPE uncertainty estimator and enabling selective evaluation at a user-specified target risk level, SCOPE produces judgments that come with finite-sample guarantees on the accepted set. Across multiple benchmarks and model scales, our results show that BPE improves calibration and discrimination, and that SCOPE uses these signals to accept more judgments while meeting the desired risk level. More broadly, our results suggest that combining bias-neutral uncertainty estimation with conformal risk control provides a promising foundation for trustworthy automated evaluation at scale. We hope SCOPE and BPE help move LLM-based judging from heuristic practice to statistically grounded evaluation protocols as it becomes increasingly central to model development and governance.

Looking forward, our framework opens several promising directions. Extending selective guarantees beyond binary pairwise settings to richer evaluation paradigms, such as multi-response ranking, rubric-based scoring, or interactive critique, would further broaden the applicability of reliable LLM judges. In addition, adapting uncertainty estimators such as BPE to fully black-box evaluator settings remains an important challenge for real-world deployment. More broadly, we believe that incorporating statistical reliability constraints into automated evaluation pipelines will be essential as LLM-based judges are increasingly used not only for benchmarking, but also for alignment, reinforcement learning, and high-stakes decision support. Ultimately, we view SCOPE as a step toward principled and trustworthy evaluator systems that can support the next generation of scalable and accountable model assessment.

Impact Statement

This work advances the reliability of automated model evaluation by introducing a statistically grounded framework for LLM-as-a-judge. By shifting pairwise judging from heuristic confidence scores to formal risk control, SCOPE enables researchers and practitioners to deploy scalable, low-cost evaluators without sacrificing trustworthiness. Furthermore, the proposed BPE metric actively mitigates position bias, promoting fairer comparisons between models. As LLMs increasingly serve as supervisors for alignment and reinforcement learning, ensuring their judgments come with finite-sample guarantees is a critical step toward accountable and transparent AI development.

Acknowledgements

We acknowledge the support and funding of CIFAR, the Natural Sciences and Engineering Research Council of Canada (NSERC), the Canada Foundation for Innovation (CFI), and Research Nova Scotia. Advanced computing resources are provided by ACENET, the regional partner in Atlantic Canada, the Digital Research Alliance of Canada, the Research Computing Services group at the University of Calgary, and the Denvr Dataworks platform.

References

- Angelopoulos, A. N. and Bates, S. A gentle introduction to conformal prediction and distribution-free uncertainty quantification. *Foundations and Trends® in Machine Learning*, 16(4):494–591, 2023.
- Angelopoulos, A. N., Bates, S., Fisch, A., Lei, L., and Schuster, T. Conformal risk control. In *The Twelfth International Conference on Learning Representations*, 2024. URL <https://openreview.net/forum?id=33XGfHLtZg>.
- Badshah, S. and Sajjad, H. Reference-guided verdict: LLMs-as-judges in automatic evaluation of free-form QA. In Zhang, C., Allaway, E., Shen, H., Miculicich, L., Li, Y., M’hamdi, M., Limkonchotiwat, P., Bai, R. H., T.y.s.s., S., Han, S. S., Thapa, S., and Rim, W. B. (eds.), *Proceedings of the 9th Widening NLP Workshop*, pp. 251–267, Suzhou, China, November 2025. Association for Computational Linguistics. ISBN 979-8-89176-351-7. doi: 10.18653/v1/2025.winlp-main.37. URL <https://aclanthology.org/2025.winlp-main.37/>.
- Badshah, S., Moustafa, M., and Sajjad, H. CLEV: LLM-based evaluation through lightweight efficient voting for free-form question-answering. In Inui, K., Sakti, S., Wang, H., Wong, D. F., Bhattacharyya, P., Banerjee, B., Ekbal, A., Chakraborty, T., and Singh, D. P. (eds.), *Proceedings of the 14th International Joint Conference on Natural Language Processing and the 4th Conference of the Asia-Pacific Chapter of the Association for Computational Linguistics*, pp. 1513–1531, Mumbai, India, December 2025. The Asian Federation of Natural Language Processing and The Association for Computational Linguistics. ISBN 979-8-89176-303-6. URL <https://aclanthology.org/2025.findings-ijcnlp.93/>.
- Bates, S., Angelopoulos, A., Lei, L., Malik, J., and Jordan, M. Distribution-free, risk-controlling prediction sets. *Journal of the ACM (JACM)*, 68(6):1–34, 2021.
- Bauer, P. Multiple testing in clinical trials. *Statistics in medicine*, 10(6):871–890, 1991.
- Chan, C.-M., Chen, W., Su, Y., Yu, J., Xue, W., Zhang, S., Fu, J., and Liu, Z. Chateval: Towards better LLM-based evaluators through multi-agent debate. In *The Twelfth International Conference on Learning Representations*, 2024. URL <https://openreview.net/forum?id=FQepisCUWu>.
- Chen, J., Yoon, J., Ebrahimi, S., Arik, S., Pfister, T., and Jha, S. Adaptation with self-evaluation to improve selective prediction in LLMs. In Bouamor, H., Pino, J., and Bali, K. (eds.), *Findings of the Association for Computational Linguistics: EMNLP 2023*, pp. 5190–5213, Singapore, December 2023. Association for Computational Linguistics. doi: 10.18653/v1/2023.findings-emnlp.345. URL <https://aclanthology.org/2023.findings-emnlp.345/>.
- Chiang, W.-L., Li, Z., Lin, Z., Sheng, Y., Wu, Z., Zhang, H., Zheng, L., Zhuang, S., Zhuang, Y., Gonzalez, J. E., et al. Vicuna: An open-source chatbot impressing gpt-4 with 90%* chatgpt quality. See <https://vicuna.lmsys.org> (accessed 14 April 2023), 2(3):6, 2023.
- Chiang, W.-L., Zheng, L., Sheng, Y., Angelopoulos, A. N., Li, T., Li, D., Zhu, B., Zhang, H., Jordan, M. I., Gonzalez, J. E., and Stoica, I. Chatbot arena: an open platform for evaluating llms by human preference. In *Proceedings of the 41st International Conference on Machine Learning*, ICML’24. JMLR.org, 2024.
- Clopper, C. J. and Pearson, E. S. The use of confidence or fiducial limits illustrated in the case of the binomial. *Biometrika*, 26(4):404–413, 1934. ISSN 00063444, 14643510. URL <http://www.jstor.org/stable/2331986>.
- Geifman, Y. and El-Yaniv, R. Selective classification for deep neural networks. In Guyon, I., Luxburg, U. V., Bengio, S., Wallach, H., Fergus, R., Vishwanathan, S., and Garnett, R. (eds.), *Advances in Neural Information*

- Processing Systems*, volume 30. Curran Associates, Inc., 2017. URL https://proceedings.neurips.cc/paper_files/paper/2017/file/4a8423d5e91fda00bb7e46540e2b0cf1-Paper.pdf.
- Grattafiori, A. et al. The llama 3 herd of models, 2024. URL <https://arxiv.org/abs/2407.21783>.
- Gui, Y., Jin, Y., and Ren, Z. Conformal alignment: Knowing when to trust foundation models with guarantees. In *The Thirty-eighth Annual Conference on Neural Information Processing Systems*, 2024. URL <https://openreview.net/forum?id=YzyCEJlV9Z>.
- Joshi, S., Kiyani, S., Pappas, G. J., Dobriban, E., and Hassani, H. Conformal inference under high-dimensional covariate shifts via likelihood-ratio regularization. In *The Thirty-ninth Annual Conference on Neural Information Processing Systems*, 2025. URL <https://openreview.net/forum?id=2bgwni6Ber>.
- Jung, J., Brahman, F., and Choi, Y. Trust or escalate: LLM judges with provable guarantees for human agreement. In *The Thirteenth International Conference on Learning Representations*, 2025. URL <https://openreview.net/forum?id=UHPnqSTBPO>.
- Lambert, N., Pyatkin, V., Morrison, J., Miranda, L., Lin, B. Y., Chandu, K., Dziri, N., Kumar, S., Zick, T., Choi, Y., Smith, N. A., and Hajishirzi, H. RewardBench: Evaluating reward models for language modeling. In Chiruzzo, L., Ritter, A., and Wang, L. (eds.), *Findings of the Association for Computational Linguistics: NAACL 2025*, pp. 1755–1797, Albuquerque, New Mexico, April 2025. Association for Computational Linguistics. ISBN 979-8-89176-195-7. doi: 10.18653/v1/2025.findings-naacl.96. URL <https://aclanthology.org/2025.findings-naacl.96/>.
- Liu, Y., Iter, D., Xu, Y., Wang, S., Xu, R., and Zhu, C. G-eval: NLG evaluation using gpt-4 with better human alignment. In Bouamor, H., Pino, J., and Bali, K. (eds.), *Proceedings of the 2023 Conference on Empirical Methods in Natural Language Processing*, pp. 2511–2522, Singapore, December 2023. Association for Computational Linguistics. doi: 10.18653/v1/2023.emnlp-main.153. URL <https://aclanthology.org/2023.emnlp-main.153/>.
- Naeini, M. P., Cooper, G. F., and Hauskrecht, M. Obtaining well calibrated probabilities using bayesian binning. *Proceedings of the AAAI Conference on Artificial Intelligence. AAAI Conference on Artificial Intelligence*, 2015:2901–2907, 2015. URL <https://api.semanticscholar.org/CorpusID:6292807>.
- Niu, M., Li, H., Shi, J., Haddadi, H., and Mo, F. Mitigating hallucinations in large language models via self-refinement-enhanced knowledge retrieval. In *The Second Workshop on Generative Information Retrieval*, 2024. URL <https://openreview.net/forum?id=H6Kz3tRugR>.
- Panickssery, A., Bowman, S. R., and Feng, S. LLM evaluators recognize and favor their own generations. In *The Thirty-eighth Annual Conference on Neural Information Processing Systems*, 2024. URL <https://openreview.net/forum?id=4NJBV6Wp0h>.
- Saito, K., Wachi, A., Wataoka, K., and Akimoto, Y. Verbosity bias in preference labeling by large language models, 2023. URL <https://arxiv.org/abs/2310.10076>.
- Shi, L., Ma, C., Liang, W., Diao, X., Ma, W., and Vosoughi, S. Judging the judges: A systematic study of position bias in LLM-as-a-judge. In Inui, K., Sakti, S., Wang, H., Wong, D. F., Bhattacharyya, P., Banerjee, B., Ekbil, A., Chakraborty, T., and Singh, D. P. (eds.), *Proceedings of the 14th International Joint Conference on Natural Language Processing and the 4th Conference of the Asia-Pacific Chapter of the Association for Computational Linguistics*, pp. 292–314, Mumbai, India, December 2025. The Asian Federation of Natural Language Processing and The Association for Computational Linguistics. ISBN 979-8-89176-298-5. URL <https://aclanthology.org/2025.ijcnlp-long.18/>.
- Tian, K., Mitchell, E., Zhou, A., Sharma, A., Rafailov, R., Yao, H., Finn, C., and Manning, C. Just ask for calibration: Strategies for eliciting calibrated confidence scores from language models fine-tuned with human feedback. In Bouamor, H., Pino, J., and Bali, K. (eds.), *Proceedings of the 2023 Conference on Empirical Methods in Natural Language Processing*, pp. 5433–5442, Singapore, December 2023. Association for Computational Linguistics. doi: 10.18653/v1/2023.emnlp-main.330. URL <https://aclanthology.org/2023.emnlp-main.330/>.
- Tibshirani, R. J., Barber, R. F., Candes, E. J., and Ramdas, A. Conformal prediction under covariate shift, 2020. URL <https://arxiv.org/abs/1904.06019>.
- Vovk, V., Gammerman, A., and Shafer, G. *Algorithmic learning in a random world*. Springer, 2005.
- Wang, P., Li, L., Chen, L., Cai, Z., Zhu, D., Lin, B., Cao, Y., Kong, L., Liu, Q., Liu, T., and Sui, Z. Large language models are not fair evaluators. In Ku, L.-W., Martins, A., and Srikumar, V. (eds.), *Proceedings of the 62nd Annual*

- Meeting of the Association for Computational Linguistics (Volume 1: Long Papers)*, pp. 9440–9450, Bangkok, Thailand, August 2024a. Association for Computational Linguistics. doi: 10.18653/v1/2024.acl-long.511. URL <https://aclanthology.org/2024.acl-long.511/>.
- Wang, Z., Duan, J., Cheng, L., Zhang, Y., Wang, Q., Shi, X., Xu, K., Shen, H. T., and Zhu, X. ConU: Conformal uncertainty in large language models with correctness coverage guarantees. In Al-Onaizan, Y., Bansal, M., and Chen, Y.-N. (eds.), *Findings of the Association for Computational Linguistics: EMNLP 2024*, pp. 6886–6898, Miami, Florida, USA, November 2024b. Association for Computational Linguistics. doi: 10.18653/v1/2024.findings-emnlp.404. URL <https://aclanthology.org/2024.findings-emnlp.404/>.
- Wang, Z., Aniri, Chen, T., Zhang, Y., Shen, H. T., Shi, X., and Xu, K. Lec: Linear expectation constraints for false-discovery control in selective prediction and routing systems, 2025a. URL <https://arxiv.org/abs/2512.01556>.
- Wang, Z., Duan, J., Wang, Q., Zhu, X., Chen, T., Shi, X., and Xu, K. Coin: Uncertainty-guarding selective question answering for foundation models with provable risk guarantees, 2025b. URL <https://arxiv.org/abs/2506.20178>.
- Wang, Z., Wang, Q., Zhang, Y., Chen, T., Zhu, X., Shi, X., and Xu, K. SConU: Selective conformal uncertainty in large language models. In Che, W., Nabende, J., Shutova, E., and Pilehvar, M. T. (eds.), *Proceedings of the 63rd Annual Meeting of the Association for Computational Linguistics (Volume 1: Long Papers)*, pp. 19052–19075, Vienna, Austria, July 2025c. Association for Computational Linguistics. ISBN 979-8-89176-251-0. doi: 10.18653/v1/2025.acl-long.934. URL <https://aclanthology.org/2025.acl-long.934/>.
- Wang, Z., Zhang, H., Li, X., Huang, K.-H., Han, C., Ji, S., Kakade, S. M., Peng, H., and Ji, H. Eliminating position bias of language models: A mechanistic approach. In *The Thirteenth International Conference on Learning Representations*, 2025d. URL <https://openreview.net/forum?id=fvkElsJOsN>.
- Wei, J., Wang, X., Schuurmans, D., Bosma, M., Ichter, B., Xia, F., Chi, E. H., Le, Q. V., and Zhou, D. Chain-of-thought prompting elicits reasoning in large language models. In *Proceedings of the 36th International Conference on Neural Information Processing Systems, NIPS ’22*, Red Hook, NY, USA, 2022. Curran Associates Inc. ISBN 9781713871088.
- Wolf, T., Debut, L., Sanh, V., Chaumond, J., Delangue, C., Moi, A., Cistac, P., Rault, T., Louf, R., Funtowicz, M., Davison, J., Shleifer, S., von Platen, P., Ma, C., Jernite, Y., Plu, J., Xu, C., Scao, T. L., Gugger, S., Drame, M., Lhoest, Q., and Rush, A. M. Transformers: State-of-the-art natural language processing. In *Proceedings of the 2020 Conference on Empirical Methods in Natural Language Processing: System Demonstrations*, pp. 38–45, Online, October 2020. Association for Computational Linguistics. URL <https://www.aclweb.org/anthology/2020.emnlp-demos.6>.
- Xie, Q., Li, Q., Yu, Z., Zhang, Y., Zhang, Y., and Yang, L. An empirical analysis of uncertainty in large language model evaluations. In *The Thirteenth International Conference on Learning Representations*, 2025. URL <https://openreview.net/forum?id=J4xLuCt2kg>.
- Yang, A. et al. Qwen2 technical report, 2024a. URL <https://arxiv.org/abs/2407.10671>.
- Yang, D., Tsai, Y.-H. H., and Yamada, M. On verbalized confidence scores for llms, 2024b. URL <https://arxiv.org/abs/2412.14737>.
- Zheng, L., Chiang, W.-L., Sheng, Y., Zhuang, S., Wu, Z., Zhuang, Y., Lin, Z., Li, Z., Li, D., Xing, E., Zhang, H., Gonzalez, J. E., and Stoica, I. Judging llm-as-a-judge with mt-bench and chatbot arena. In Oh, A., Naumann, T., Globerson, A., Saenko, K., Hardt, M., and Levine, S. (eds.), *Advances in Neural Information Processing Systems*, volume 36, pp. 46595–46623. Curran Associates, Inc., 2023. URL <https://openreview.net/forum?id=uccHPGDlao>.

A. Proofs of Validity

A.1. Proof of Theorem 2.1

Theorem 2.1 (restated). *Let calibration and test samples be exchangeable. For any $\alpha \in (0, 1)$, the threshold $\hat{\lambda}$ defined in Eq. 6 guarantees that the test-time conditional error among accepted predictions satisfies*

$$\frac{\mathbb{E}[E(x_{n+1}) S(x_{n+1}, \hat{\lambda})]}{\mathbb{E}[S(x_{n+1}, \hat{\lambda})]} \leq \alpha, \quad (8)$$

where the expectation is over the joint randomness of the calibration set and the test sample.

Proof. Let $Z_i = (x_i, y_i^*)$ denote a labeled example. For any threshold λ , recall the selection indicator $S(x, \lambda) = \mathbb{I}(s(x) \leq \lambda)$ and the error indicator $E(x) = \mathbb{I}(\hat{y} \neq y^*)$. Define the joint indicator

$$Z(x, \lambda) \triangleq S(x, \lambda) E(x) \in \{0, 1\}, \quad (9)$$

and the *linearized loss* (as in Eq. 5)

$$L(Z, \lambda) \triangleq S(x, \lambda) (E(x) - \alpha) = Z(x, \lambda) - \alpha S(x, \lambda). \quad (10)$$

Whenever $\mathbb{E}[S(x_{n+1}, \hat{\lambda})] > 0$, the test-time conditional error rate (our “FDR”) can be written as

$$\Pr(E(x_{n+1}) = 1 \mid S(x_{n+1}, \hat{\lambda}) = 1) = \frac{\mathbb{E}[Z(x_{n+1}, \hat{\lambda})]}{\mathbb{E}[S(x_{n+1}, \hat{\lambda})]}. \quad (11)$$

Thus it suffices to show

$$\mathbb{E}[L(Z_{n+1}, \hat{\lambda})] = \mathbb{E}[Z(x_{n+1}, \hat{\lambda}) - \alpha S(x_{n+1}, \hat{\lambda})] \leq 0, \quad (12)$$

because then rearranging yields $\mathbb{E}[Z(x_{n+1}, \hat{\lambda})]/\mathbb{E}[S(x_{n+1}, \hat{\lambda})] \leq \alpha$, which combined with Eq. 11 proves the claim.

Key exchangeability step. Consider the joint sample $(Z_1, \dots, Z_n, Z_{n+1})$, where $Z_{1:n}$ are the calibration examples and Z_{n+1} is the test example. By assumption, these $n + 1$ examples are exchangeable. The calibrated threshold $\hat{\lambda}$ is a (measurable) function of the calibration set $Z_{1:n}$ via Eq. 6. Following the standard LEC argument, exchangeability implies that the expectation of the linearized loss on the test point equals the expectation of the average linearized loss over all $n + 1$ points evaluated at the same (random) threshold $\hat{\lambda}$:

$$\mathbb{E}[L(Z_{n+1}, \hat{\lambda})] = \mathbb{E}\left[\frac{1}{n+1} \sum_{i=1}^{n+1} L(Z_i, \hat{\lambda})\right]. \quad (13)$$

(See Wang et al. (2025a) for the identical step in the single-model proof.)

Use the calibration constraint. By construction of $\hat{\lambda}$ (Eq. 6), the calibration sum satisfies the finite-sample sufficient condition (Eq. 5):

$$\sum_{i=1}^n L(Z_i, \hat{\lambda}) \leq -1. \quad (14)$$

Substituting Eq. 14 into Eq. 13 yields

$$\mathbb{E}[L(Z_{n+1}, \hat{\lambda})] \leq \mathbb{E}\left[\frac{-1 + L(Z_{n+1}, \hat{\lambda})}{n+1}\right]. \quad (15)$$

Bound the linearized loss. Finally, note that since $S \in \{0, 1\}$ and $E \in \{0, 1\}$, the quantity

$$L(Z, \lambda) = S(x, \lambda)(E(x) - \alpha) = Z(x, \lambda) - \alpha S(x, \lambda)$$

is always strictly less than 1. Indeed, the maximum occurs when $S = 1$ and $E = 1$, in which case $L = 1 - \alpha < 1$ (since $\alpha > 0$). Therefore,

$$-1 + L(Z_{n+1}, \hat{\lambda}) \leq -1 + (1 - \alpha) = -\alpha < 0. \quad (16)$$

Substituting into Eq. 15 yields

$$\mathbb{E}[L(Z_{n+1}, \hat{\lambda})] \leq -\frac{\alpha}{n+1} < 0,$$

which completes the argument.

Degenerate case. If $\mathbb{E}[S(x_{n+1}, \hat{\lambda})] = 0$, then the judge abstains almost surely under $\hat{\lambda}$, and the risk constraint is trivially satisfied (no accepted predictions). This completes the proof.

B. Experimental Details

B.1. Bidirectional Preference Entropy (BPE)

We utilize BPE in two distinct forms depending on the downstream application: as an uncertainty score for risk control, and as a confidence score for evaluation benchmarking.

1. BPE as uncertainty (for SCOPE calibration). The core of our risk control framework requires a score $s(x)$ where lower values indicate safety and higher values indicate risk. We define this as the binary entropy (in nats) of the bias-neutralized probability \bar{p} :

$$s(x) = \text{Entropy}(\bar{p}) = -[\bar{p} \ln \bar{p} + (1 - \bar{p}) \ln(1 - \bar{p})].$$

For example, if $\bar{p} = 0.95$, then $s(x) = -(0.95 \ln 0.95 + 0.05 \ln 0.05) \approx 0.20$, indicating low uncertainty.

This formulation ensures that when the model is maximally uncertain ($\bar{p} = 0.5$), the score is maximized ($s(x) \approx 0.693$), triggering abstention during the calibration process.

2. BPE as confidence (for metrics). Standard evaluation metrics such as AUROC and ECE are designed to evaluate *confidence* scores. To benchmark BPE against baselines like predictive probability, we convert the entropy back into a probability-scale confidence score:

$$c_{\text{BPE}}(x) = \max(\bar{p}, 1 - \bar{p}).$$

This maps the uncertainty range $[0.693, 0.0]$ to the confidence range $[0.5, 1.0]$. A score of 1.0 indicates absolute certainty (low entropy), while 0.5 indicates a random guess (max entropy). This transformation preserves the rank-ordering of samples, ensuring that AUROC and AUPRC values remain valid comparisons.

B.2. Evaluation metrics

We employ four standard metrics to evaluate the quality of uncertainty estimation:

Accuracy (Acc). The raw proportion of instances where the judge’s selected response (\hat{y}) matches the ground truth preference (y^*):

$$\text{Acc} = \frac{1}{N} \sum_{i=1}^N \mathbb{I}(\hat{y}_i = y_i^*).$$

Expected Calibration Error (ECE) (Naeini et al., 2015). Measures the alignment between the model’s confidence and its actual accuracy. We bin samples by their confidence score $c(x)$ into $M = 10$ uniform bins. For each bin B_m , we compute the average confidence and average accuracy:

$$\text{ECE} = \sum_{m=1}^M \frac{|B_m|}{N} |\text{acc}(B_m) - \text{conf}(B_m)|.$$

Lower ECE indicates that the model’s confidence effectively predicts its probability of being correct.

Area Under the ROC Curve (AUROC). Measures the ability of the confidence score to distinguish between correct and incorrect predictions, independent of the decision threshold. An AUROC of 1.0 indicates perfect discrimination, while 0.5 indicates random guessing.

Area Under the Precision-Recall Curve (AUPRC). Measures the trade-off between precision (correctness) and recall (coverage) as the confidence threshold varies. This is particularly important for selective prediction, as it directly reflects the system’s ability to maintain high accuracy at high coverage levels.

B.3. Implementation details

To ensure reproducibility, we detail the prompting formats, logit extraction methods, and baseline configurations used in our experiments.

B.3.1. PROMPT TEMPLATES

We adopt the standard pairwise evaluation template widely used in MT-Bench and Chatbot Arena (Zheng et al., 2023). The model is instructed to act as an impartial judge and output only the label of the preferred response.

Prompt Template for Pairwise Evaluation

[System]

Please act as an impartial judge and evaluate the quality of the responses provided by two AI assistants to the user question displayed below. You should choose the assistant that follows the user’s instructions and answers the user’s question better. Your evaluation should consider factors such as the helpfulness, relevance, accuracy, depth, creativity, and level of detail of their responses. Avoid any position biases and ensure that the order in which the responses were presented does not influence your decision. Do not allow the length of the responses to influence your evaluation. Do not favor certain names of the assistants. Be as objective as possible. Output your final verdict by strictly following this format: "[[A]]" if assistant A is better, "[[B]]" if assistant B is better.

[User Question]

{question}

[The Start of Assistant A’s Answer]

{answer_a}

[The End of Assistant A’s Answer]

[The Start of Assistant B’s Answer]

{answer_b}

[The End of Assistant B’s Answer]

Figure 4. Pairwise evaluation prompt. The system instruction used for all judge models. Note that instructions requesting an explanation/reasoning trace were removed to enable direct logit extraction (or greedy decoding) of the preference token.

For BPE, we generate the reverse input x_{rev} by swapping {response_A} and {response_B} in the prompt.

B.3.2. LOGIT EXTRACTION

For all models, we compute the uncertainty deterministically. We decode the first token of the response and extract the raw logits corresponding to the tokenizer IDs for “A” and “B”. We apply the softmax function exclusively over these two logits to obtain the normalized preference probabilities. This isolates the preference decision from the rest of the vocabulary space. All inference is conducted at temperature $T = 0.0$ (greedy decoding).

B.3.3. BASELINE CONFIGURATIONS

Verbalized confidence: As illustrated in the Figure 5, we append the following instruction to the base prompt: “Provide a score between 0.0 (total guess) and 1.0 (absolute certainty).” The numerical output is parsed directly as the confidence score.

Prompt Template for Verbalized Confidence**[System]**

Please act as an impartial judge and evaluate the quality of the responses provided by two AI assistants to the user question displayed below. You should choose the assistant that follows the user’s instructions and answers the user’s question better. Your evaluation should consider factors such as the helpfulness, relevance, accuracy, depth, creativity, and level of detail of their responses. Avoid any position biases and ensure that the order in which the responses were presented does not influence your decision. Do not allow the length of the responses to influence your evaluation. Do not favor certain names of the assistants. Be as objective as possible. Output your final verdict by strictly following this format: "[[A]]" if assistant A is better, "[[B]]" if assistant B is better. Provide a score between 0.0 (total guess) and 1.0 (absolute certainty).

[User Question]

{question}

[The Start of Assistant A’s Answer]

{answer_a}

[The End of Assistant A’s Answer]**[The Start of Assistant B’s Answer]**

{answer_b}

[The End of Assistant B’s Answer]

Figure 5. Verbalized confidence prompt. As detailed in Appendix B.3.3, the instruction “Provide a score between 0.0 (total guess) and 1.0 (absolute certainty)” is appended to the standard pairwise evaluation prompt to elicit a numerical confidence estimate.

Simulated Annotators (Jung et al., 2025): We implement in-context learning ensembles to estimate uncertainty via agreement. For each query, we run the model $N = 5$ times. Each run is conditioned on a distinct annotator persona defined by $K = 5$ few-shot demonstrations, which are sampled from a larger pool of 50 examples. The final confidence score is calculated as the majority agreement ratio among these N personas (see Figure 6 for example prompt).

B.3.4. INFRASTRUCTURE

All experiments with open-weights models were conducted using the HuggingFace Transformers library (Wolf et al., 2020) on 2×NVIDIA A100 (80GB) GPUs. To ensure statistical robustness, all risk control metrics (i.e., FDR and coverage) are averaged over 1,000 random 50/50 calibration-test splits, seeded for deterministic reproducibility.

Prompt Template for Simulated Annotators (i -th run)**[System]**

Please act as an impartial judge and evaluate the quality of the responses provided by two AI assistants to the user question displayed below. You should choose the assistant that follows the user’s instructions and answers the user’s question better... [Standard System Instruction] ... Output your final verdict by strictly following this format: "[[A]]" if assistant A is better, "[[B]]" if assistant B is better.

[Few-Shot Demonstrations (Persona i)]

% $K = 5$ examples sampled randomly from the pool of 50

[User Question]

{example_q1}

[The Start of Assistant A’s Answer]

{example_a1} ...

[The End of Assistant A’s Answer]**[The Start of Assistant B’s Answer]**

{example_b1} ...

[The End of Assistant B’s Answer]

Verdict: [[A]]

... (Repeated for 5 examples) ...

[Target User Question]

{question}

[The Start of Assistant A’s Answer]

{answer_a}

[The End of Assistant A’s Answer]**[The Start of Assistant B’s Answer]**

{answer_b}

[The End of Assistant B’s Answer]

Figure 6. Simulated Annotator Prompt. As implemented in the baselines, uncertainty is estimated by agreement. For each query, the model is run $N = 5$ times. Each run is conditioned on a distinct set of $K = 5$ few-shot demonstrations sampled from a pool of 50 examples. To ensure consistency, reasoning traces are omitted, and the few-shot examples follow the exact formatting of the target query.