

Submanifolds of class $C^{1,\alpha}$ and sets with positive μ -reach

Vincent Borrelli¹, Jean-Baptiste Follet^{1,2} and Boris Thibert²

February 16, 2026

¹ *Université Claude Bernard Lyon 1, CNRS, Institut Camille Jordan,
F-69622 Villeurbanne, France.*

² *Université Grenoble Alpes, CNRS, Grenoble INP, Laboratoire Jean Kuntzmann,
38000 Grenoble, France.*

Abstract

It is well-known since the seminal work of Herbert Federer [Trans. of the AMS, 1959] that submanifolds of class $C^{1,1}$ have positive reach. In this paper, we extend this property to less regular submanifolds by using the notion of μ -reach that was introduced in the 2000's. We first show that every compact C^1 submanifold of the Euclidean space \mathbb{E}^n has positive μ -reach for all $\mu < 1$. We then show that intermediate regularities $C^{1,\alpha}$ induce more quantitative results on the norm $\|\nabla d_M\|$ of the generalized gradient of the distance function d_M to the submanifold. More precisely, if $M \subset \mathbb{E}^n$ is a submanifold of class $C^{1,\alpha}$, with $\alpha < 1$, then there exists a constant $C > 0$ such that

$$\forall p \in \mathbb{E}^n \setminus M, \quad 1 - \|\nabla d_M(p)\|^2 \leq C d_M(p)^{\frac{2\alpha}{1-\alpha}}.$$

We finally show that the exponent $2\alpha/(1-\alpha)$ in this estimate is sharp.

Contents

1	Introduction	2
2	Distance function to a closed set	4
2.1	Projections, medial axis and reach	4
2.2	Generalized gradient of the distance function	5
2.3	Critical function and μ -reach	6
3	On the μ-reach of C^1 submanifolds	7
3.1	Proof of Theorem 1.1	7
3.2	Proof of Corollary 1.2	10
4	Critical function of $C^{1,\alpha}$ submanifolds	10
4.1	Basic facts of $C^{1,\alpha}$ analysis	10
4.2	Submanifolds of class $C^{1,\alpha}$	16
4.3	Proof of Theorem 1.3	21
5	Sharpness of the inequality in Theorem 1.3	24
5.1	Preliminary results on the medial axis	25
5.2	Proof of Proposition 5.1	28

1 Introduction

Riemannian manifolds of dimension n cannot, in general, be C^2 -isometrically embedded into the Euclidean space \mathbb{E}^{n+1} of dimension $n+1$. For instance, the Hilbert–Efimov theorem asserts that the hyperbolic plane \mathbb{H}^2 does not admit any C^2 isometric embedding into \mathbb{E}^3 [9]. Similarly, curvature-based arguments show that the two-dimensional flat torus \mathbb{T}^2 does not admit any C^2 isometric embedding into \mathbb{E}^3 . In contrast, the C^1 isometric embedding theorem of Nash and Kuiper establishes the existence of infinitely many isometric embeddings of a Riemannian manifold when the regularity is relaxed to the C^1 setting [20, 14, 15]. Despite these foundational results, the geometric analysis of such C^1 submanifolds remains incomplete, and a deeper understanding of their extrinsic geometry is still needed. In this article, we investigate the geometry of C^1 and $C^{1,\alpha}$ submanifolds of \mathbb{E}^n using the notion of sets with positive μ -reach, introduced by Chazal, Cohen-Steiner, and Lieutier in 2006 [2, 3], which generalizes Federer’s classical concept of sets with positive reach.

Sets with positive reach and $C^{1,1}$ regularity. Sets with positive reach were introduced by Herbert Federer in 1959 in order to generalize the notion of curvature measures to non smooth and non convex objects [10]. On the one hand, this concept makes it possible to define notions of curvature on non regular objects. On the other hand, it provides a tool - the projection map - for comparing sets that are Hausdorff close, thereby enabling stability results. As a consequence, it plays a central role in several areas of geometry, including Geometric Measure Theory or Geometric Inference [12, 7, 6]. For further details, we refer to the survey of Thäle [24].

By definition, a closed set K of \mathbb{E}^n has a reach strictly greater than $r > 0$ if every point p that is at a distance less than r from K , has a unique closest point on K . This notion is intimately related to the distance function $d_K : \mathbb{E}^n \rightarrow \mathbb{R}$ to the set K and allows to define the r -offset of K :

$$K^r = \{p \mid d_K(p) \leq r\}$$

also called the tubular neighborhood of K of size r . Federer studied in detail the function d_K and showed that for $r > 0$ small enough, the level set $d_K^{-1}(r) = \partial K^r$ is a codimension one submanifold of class $C^{1,1}$, *i.e.* of class C^1 with a Lipschitz normal.

Federer also considered the case of sets K that are submanifolds of \mathbb{E}^n . He mentioned without giving any detail that the graph of a Lipschitz function has positive reach if and only if it is of class $C^{1,1}$ [10, Remark 4.20]. This statement happens to be not straightforward and has generated several works in the last decades. Lytchak showed in 2005 that a topologically embedded manifold without boundary with positive reach is of class $C^{1,1}$ [18]. Scholtes gave an alternative proof in 2013 in the case of codimension one submanifolds homeomorphic to the sphere [23]. Rataj and Zajíček also provided a proof in 2017, under the restrictive assumption that the manifold is Lipschitz [21]. More recently in 2024, using an approach based on homology, Lieutier and Wintraecken showed that a closed submanifold has positive reach if and only if it is locally the graph of a $C^{1,1}$ function [16].

Sets with positive μ -reach. Sets with positive reach present two main limitations. First, although they were introduced to extend curvature measures to irregular objects, they do not include simple irregular structures such as triangulations. Second, they are not stable with respect to the Hausdorff distance. Consequently, they are not directly suited to the framework of *Geometric Inference*, where one aims to infer geometric properties of a shape K from a Hausdorff approximation. To overcome these limitations, Chazal, Cohen-Steiner, and Lieutier introduced in 2006 the notion of sets with positive μ -reach [2, 3].

The notion of μ -reach can be viewed as a filtered notion of reach, derived from the gradient of the distance function d_K . This distance function is 1-Lipschitz and is therefore differentiable almost everywhere. However it is not differentiable on the whole space \mathbb{E}^n . It can be shown that the reach of a compact set $K \subset \mathbb{E}^n$ can be defined as the largest radius r for which the distance function d_K is differentiable on the r -offset K^r :

$$\text{reach}(K) := \sup\{r \mid d_K \text{ is differentiable on } K^r \setminus K\},$$

see Section 2. In 2004, Lieutier introduced an extension of the gradient map ∇d_K to the entire Euclidean space, defining a *generalized gradient* [17]. This generalized gradient satisfies $\|\nabla d_K(p)\| \leq 1$ with equality if and only if d_K is differentiable at p . This observation naturally leads to a refined version of the reach, namely the μ -reach of K , for $0 \leq \mu \leq 1$, which is defined by:

$$\text{reach}_\mu(K) := \sup\{r \mid \forall p \in K^r, \|\nabla d_K(p)\| \geq \mu \text{ on } K^r \setminus K\}.$$

The class of sets with positive μ -reach contains all the sets with positive reach and also more irregular objects such as triangulations. Furthermore, it offers a natural tool in the field of Geometric Inference: stability results of the normals and of the curvature measures have been obtained for sets with positive μ -reach [4, 6].

Contributions. As mentioned above, Federer made a connection between submanifolds of class $C^{1,1}$ and submanifolds with positive reach. In this article, we extend one implication of Federer's claim and investigate the geometry of C^1 and $C^{1,\alpha}$ submanifolds of \mathbb{E}^n using the notion of sets with positive μ -reach. We first show the following result.

Theorem 1.1. *Let M be a C^1 compact submanifold of \mathbb{E}^n without boundary. Then M has positive μ -reach for any $\mu < 1$.*

This result is optimal for the parameter μ . Indeed, any manifold M with positive μ -reach for $\mu = 1$, has positive reach, hence is of class $C^{1,1}$. Theorem 1.1 is obviously true if the compact manifold is of dimension 0, since it has positive reach in that case. Henceforth, the manifold is assumed to have dimension greater than 1. Using results of [11, 5], Theorem 1.1 directly implies a regularity result on the boundaries of the offset $M^r := d_M^{-1}([0, r])$ and of the double offset $M^{r,t} := d_L^{-1}([0, t])$, where $L = \mathbb{E}^n \setminus \overline{M^r}$, as stated in the following corollary.

Corollary 1.2. *Let M be a C^1 compact submanifold of \mathbb{E}^n without boundary. Then for any $\mu < 1$ and any $0 < r < \text{reach}_\mu(M)$, we have:*

- *The set L has a reach greater than μr and its boundary $\partial L = \partial M^r$ is a Lipschitz manifold.*
- *For any $t \in]0, \mu r[$ the boundary of the double offset $\partial M^{r,t}$ is of class $C^{1,1}$ and has a reach that satisfies $\text{reach}(\partial M^{r,t}) \geq \min(t, \mu r - t)$.*

Since Federer's curvature measures are well defined on sets with positive reach, this corollary shows that they can also be defined on the sets $d_M^{-1}([r, +\infty[)$. Furthermore, stability results such as those established in [6], open the possibility of estimating Federer's curvature measures on the level sets $d_M^{-1}(r)$ from a Hausdorff approximation of the manifold M . This approach may be applied, for instance, to the study of the geometry of the C^1 isometric embeddings mentioned above, where each C^1 isometrically embedded submanifold M arises as the limit of a sequence of smooth submanifolds $(M_n)_{n \geq 0}$.

Theorem 1.1 provides a non quantitative result showing that the norm $\|\nabla d_M(p)\|$ of the generalized gradient tends to 1 when p approaches the submanifold M . When considering an intermediate regularity $C^{1,\alpha}$ between C^1 and $C^{1,1}$, one obtains a more quantitative statement, namely a lower bound of $\|\nabla d_M\|$ on the level sets of d_M . In particular, the rate at which $\|\nabla d_M(p)\|$ converges to 1 depends on the $C^{1,\alpha}$ regularity; this convergence becomes faster as α increases, as described in the following theorem.

Theorem 1.3. *Let M be a $C^{1,\alpha}$ compact submanifold of \mathbb{E}^n without boundary with $0 \leq \alpha \leq 1$. Then there exists a constant $C > 0$ such that, for all $p \in \mathbb{E}^n \setminus M$,*

$$1 - \|\nabla d_M(p)\|^2 \leq C d_M(p)^{2\alpha} \left(1 - \|\nabla d_M(p)\|^2\right)^\alpha.$$

In particular,

- if $\alpha < 1$, then for every $p \in \mathbb{E}^n \setminus M$

$$1 - \|\nabla d_M(p)\|^2 \leq C^{\frac{1}{1-\alpha}} d_M(p)^{\frac{2\alpha}{1-\alpha}},$$

- if $\alpha = 1$, then for every $p \in \mathbb{E}^n$ such that $d_M(p) < 1/\sqrt{C}$, we have

$$\|\nabla d_M(p)\| = 1.$$

We show in Section 5 that, when $\alpha \neq 1$, the exponent $2\alpha/(1-\alpha)$ in Theorem 1.3 is sharp. When $\alpha = 1$, we also recover the property that a $C^{1,1}$ -submanifold M has positive reach, hence $\|\nabla d_M(\cdot)\| = 1$ in a neighborhood of M .

The paper is organized as follows: In Section 2, we recall classical results on the distance function, as well as the definitions of reach and μ -reach. Section 3, is devoted to the proof Theorem 1.1. In Section 4, we recall the definition of submanifolds of class $C^{1,\alpha}$ and establish several technical results needed for the proof of Theorem 1.3 which presented in Subsection 4.3. Finally, in Section 5, we show the sharpness of the exponent in Theorem 1.3.

2 Distance function to a closed set

The distance function $d_K : \mathbb{E}^n \rightarrow \mathbb{R}$ to a closed subset $K \subset \mathbb{E}^n$ is defined for every point $p \in \mathbb{E}^n$ by the following formula

$$d_K(p) := \inf_{q \in K} \|p - q\|.$$

In this section, we review regularity properties of the distance function d_K and introduce the notions of medial axis, reach and μ -reach. One may refer to the seminal paper of Herbert Federer in 1959 that introduces the notion of reach and studied the distance function in order to generalize the notion of curvature measures to non smooth and non convex objects [10]. For the notions of generalized gradient and notion of μ -reach, one may refer to [17, 2].

2.1 Projections, medial axis and reach

Let $p \in \mathbb{E}^n$. We call projection of p on K any point that realises the minimum of d_K and we denote by $\Gamma_K(p)$ the set of all projections of p on K , namely

$$\Gamma_K(p) = \{q \in K \mid d_K(p) = \|p - q\|\}.$$

Since K is a closed subset of \mathbb{E}^n , we have $\Gamma_K(p) \neq \emptyset$. Furthermore, since $\Gamma_K(p)$ is included in a sphere of center p and of radius $d_K(p)$, it is bounded and thus compact. In particular, there exist two points $q_1, q_2 \in \Gamma_K(p)$ that realize the diameter of $\Gamma_K(p)$.

Definition 2.1. The medial axis $\mathcal{M}(K)$ of K is the set of points of \mathbb{E}^n that have at least two projections on K , i.e.

$$\mathcal{M}(K) := \{p \in \mathbb{E}^n \setminus K \mid \text{Card}(\Gamma_K(p)) \geq 2\}.$$

Any point on the complement of the medial axis has a single projection, which allows to define the projection map

$$\pi_K : \mathbb{E}^n \setminus \mathcal{M}(K) \rightarrow K$$

by $\pi_K(p) = q$, where $\Gamma_K(p) = \{q\}$. We denote by $K^r = \{x \in \mathbb{E}^n \mid d_K(x) \leq r\}$ the r -offset of K and we define the reach the following way :

Definition 2.2. The reach of K is the radius of the largest offset on which π_K is defined, i.e.

$$\text{reach}(K) = \sup\{r \geq 0 \mid \pi_K \text{ is defined on } K^r\}.$$

2.2 Generalized gradient of the distance function

It can be easily shown that the distance function d_K to a closed set $K \subset \mathbb{E}^n$ is 1-Lipschitz and is thus by Rademacher theorem differentiable almost everywhere. The following proposition indicates that it is differentiable on the complement of the medial axis.

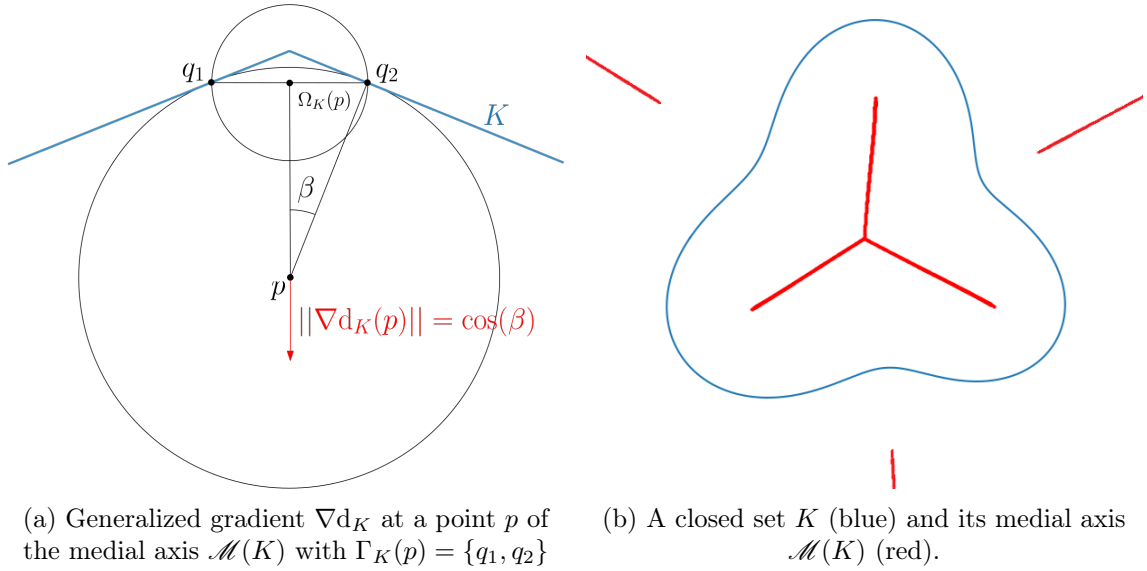


Figure 1: Generalized gradient of distance function d_K .

Proposition 2.1. Let K is a closed subset of \mathbb{E}^n . Then for any $p \in \mathbb{E}^n \setminus K$, the following assertions are equivalent

1. d_K is differentiable at p ,
2. The projection π_K is defined at p .

Furthermore for any $p \in \mathbb{E}^n \setminus \mathcal{M}(K)$ one has

$$\nabla d_K(p) = \frac{p - \pi_K(p)}{\|p - \pi_K(p)\|}.$$

A notion of generalized gradient of the distance function d_K that is also defined on the medial axis $\mathcal{M}(K)$ was introduced by André Lieutier in 2004 [17].

Definition 2.3. Let K be a closed subset of \mathbb{E}^n . The generalized gradient of d_K at $p \in \mathbb{E}^n \setminus K$ is defined by

$$\nabla d_K(p) := \frac{p - \Omega_K(p)}{d_K(p)}$$

where $\Omega_K(p)$ is the center of the smallest ball containing $\Gamma_K(p)$ (see Figure 1).

Remark that the generalized gradient ∇d_K coincides with the classical one at points where d_K is differentiable. In the sequel, we denote by $\mathbb{B}_K(p)$ the smallest ball containing $\Gamma_K(p)$ and by $\mathcal{R}_K(p)$ its radius. Its boundary sphere is denoted $\mathbb{S}_K(p)$. The following relation will be useful further on (see [17]).

Proposition 2.2. Let K be a closed subset of \mathbb{E}^n and let $p \in \mathbb{E}^n \setminus K$ then

$$\|\nabla d_K(p)\| = \sqrt{1 - \left(\frac{\mathcal{R}_K(p)}{d_K(p)}\right)^2}.$$

Remark 2.1. We see from the definition of the generalized gradient that d_K is differentiable at a point $p \in \mathbb{E}^n \setminus K$ if and only if $\|\nabla d_K(p)\| = 1$. This allows to recast the medial axis as the set of points where d_K is not differentiable, and to recast the reach of K as

$$\text{reach}(K) = \sup\{r \geq 0 \mid \forall p \in K^r \setminus K \ \|\nabla d_K(p)\| = 1\}.$$

2.3 Critical function and μ -reach

The notions of critical function and μ -reach were introduced in 2006 in the context of geometric inference in order to get stability results [2, 3]. As mentioned in Remark 2.1, the reach corresponds the size of the offset where the generalized gradient is of norm 1. This suggests the definition of a relaxed version of the reach that is called μ -reach.

Definition 2.4. Let $\mu \leq 1$. The μ -reach of a closed set $K \subset \mathbb{E}^n$ is defined by:

$$\text{reach}_\mu(K) := \sup\{r \mid \forall p \in K^r \ \|\nabla d_K(p)\| \geq \mu \text{ on } K^r\}.$$

In order to study the behavior of the norm of the generalized gradient when we get closer to the set K , it will be convenient to use the critical function defined below. This function scans the level sets of the distance function by looking for the smallest value of the generalized gradient.

Definition 2.5. The critical function $\chi_K :]0, +\infty[\rightarrow \mathbb{R}_+$ of a closed set $K \subset \mathbb{E}^n$ is the real function defined by

$$\chi_K(d) := \inf_{p \in \partial K^d} \|\nabla d_K(p)\|$$

with $\partial K^d = \{x \in \mathbb{E}^n \mid d_K(x) = d\}$ the boundary of the d -offset of K .

Obviously, the 1-reach corresponds to the reach, namely we have $\text{reach}_1(K) = \text{reach}(K)$.

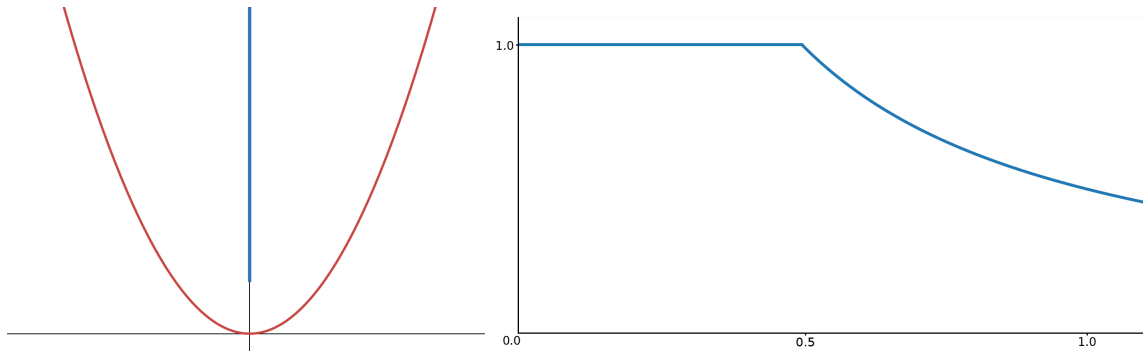


Figure 2: Left: the parabola x^2 and its medial axis (blue). Right: graph of its critical function. Since $\text{reach}(K) = \frac{1}{2}$ we have $\chi(d) = 1$ for $d \leq \frac{1}{2}$.

3 On the μ -reach of C^1 submanifolds

Recall that Theorem 1.1 states that if M is a compact C^1 submanifold of \mathbb{E}^n without boundary, then it has positive μ -reach for any $\mu < 1$. The goal of this section is to prove this theorem and its corollary. Before that, we make two comments.

Compactness assumption of Theorem 1.1. The compactness assumption in Theorem 1.1 is necessary. Indeed, for any $\mu \in]0, 1[$, we can construct a C^1 curve M in \mathbb{E}^2 such that for all $\mu' > \mu$, $\text{reach}_{\mu'}(M) = 0$. The idea of the construction is to take a triangle wave of amplitude 1 and period $T = 2\sqrt{(1/\mu^2) - 1}$ and to replace neighborhoods of its vertices by arc of circles whose radius decrease the further you get from the origin and tend to zero at infinity, see Figure 3.

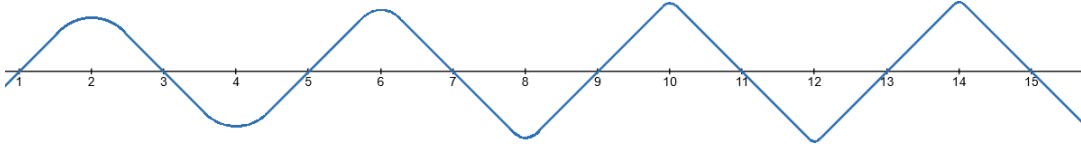


Figure 3: Example of a non compact C^1 curve whose μ -reach vanishes for $\mu > \frac{1}{2}$.

To be more precise, for each triangle, the medial axis is a half line starting at the center of the quarter of circle. On the part of the medial axis inside each triangle, the norm of the generalized gradient is equal to μ . However, as the radius of the quarter circle edge of that triangle get smaller, the medial axis get closer to the curve. Thus the medial axis touches the curve at the limit. Therefore, for all $\mu' > \mu$, $\text{reach}_{\mu'}(M) = 0$.

Converse of Theorem 1.1. It is natural to wonder whether the converse of Theorem 1.1 holds, namely to ask the following question: if M is a compact manifold whose μ -reach is positive for any $\mu < 1$, does it imply that it is of class C^1 ? Recently, for any $\mu \in]0, 1[$, Antoine Commaret built an example of a set K_μ that yet has a positive μ -reach and which is non-rectifiable, hence not of class C^1 [8, pp 31 to 37]. The question of building a non C^1 compact manifold K that has positive μ -reach for any $\mu < 1$ is still open.

3.1 Proof of Theorem 1.1

Before going to the proof of Theorem 1.1, we need two lemmas.

LEMMA 3.1. *Let M be a C^1 submanifold of \mathbb{E}^n and $p \in \mathbb{E}^n \setminus M$. For any $q \in \Gamma_M(p) \setminus \partial M$, the line joining p and q is normal to M at q .*

Proof. Let $t \in T_q M$ be any tangent vector to M at q . Since M is of class C^1 and q belongs to the interior of M , there exists $\varepsilon > 0$ and a curve $\gamma :]-\varepsilon, \varepsilon[\rightarrow M$ of class C^1 such that $\gamma(0) = q$ and $\gamma'(0) = t$. Since q is a projection of p , the map $f(x) := \|\gamma(x) - p\|^2$ has a minimum at $x = 0$, which implies that

$$0 = f'(0) = 2\langle \gamma(0) - p | \gamma'(0) \rangle = \langle q - p | t \rangle,$$

hence the result. \square

Remark 3.1. The hypothesis $q \notin \partial M$ is necessary. As a counterexample, consider $M := [0, 1] \times \{0\}$ in \mathbb{E}^2 and $p = (0, 2)$. Then $q = (0, 1)$, and thus the line connecting p and q is not normal to M .

We recall the radius of a set $X \subset \mathbb{E}^n$ is the radius of the smallest ball enclosing X , while the diameter of X is the maximal distance between two points in X . Jung's theorem [13], is the following inequality between the radius and the diameter:

Theorem 3.2 (Jung 1901). *If X is a subset of \mathbb{E}^n , then*

$$\sqrt{2\left(1 + \frac{1}{n}\right)} \text{Radius}(X) \leq \text{Diam}(X)$$

LEMMA 3.3. *Let K be a closed subset of \mathbb{E}^n , $p \in \mathcal{M}(K)$ and q_1 and q_2 two projections of p on K that realize the diameter of $\Gamma_K(p)$. Then, the generalized gradient satisfies*

$$\|\nabla d_K(p)\|^2 \geq 1 - \frac{1 - \langle n_1, n_2 \rangle}{1 + \frac{1}{n}},$$

where $n_1 := (p - q_1)/\|p - q_1\|$, $n_2 := (p - q_2)/\|p - q_2\|$.

Remark 3.2. Let β is the semi-angle formed by q_1 , p and q_2 (see Figure 1). From the proof, we see that there is another equivalent formulation that might be convenient in practice

$$\|\nabla d_K(p)\|^2 \geq 1 - \frac{2}{1 + \frac{1}{n}} \sin^2(\beta).$$

Proof. According to Proposition 2.2, we have

$$\|\nabla d_K(p)\| = \sqrt{1 - \left(\frac{\mathcal{R}_K(p)}{d_K(p)}\right)^2}.$$

By Jung's Theorem 3.2 and the fact q_1 and q_2 realize the diameter of $\Gamma_K(p)$, we get

$$\mathcal{R}_K(p) = \text{Radius}(\Gamma_K(p)) \leq \frac{1}{\sqrt{2(1 + \frac{1}{n})}} \text{Diam}(\Gamma_K(p)) = \frac{1}{\sqrt{2(1 + \frac{1}{n})}} \|q_1 - q_2\|,$$

thus

$$\|\nabla d_K(p)\|^2 \geq 1 - \frac{\|q_1 - q_2\|^2}{2(1 + \frac{1}{n}) d_K(p)^2}.$$

Since $d_K(p) = \|p - q_1\| = \|p - q_2\|$, we get

$$\|q_1 - q_2\|^2 = \|(q_1 - p) - (q_2 - p)\|^2 = 2d_K(p)^2(1 - \langle n_1, n_2 \rangle),$$

and thus

$$\|\nabla d_K(p)\|^2 \geq 1 - \frac{1 - \langle n_1, n_2 \rangle}{1 + \frac{1}{n}}.$$

□

Proof of Theorem 1.1. By contradiction, we suppose that there exists $\mu < 1$ such that $\text{reach}_\mu(M) > 0$. Thus, there exists a sequence of point $(p_k)_k$ in the medial axis of M such that

$$d_M(p_k) \xrightarrow[k \rightarrow \infty]{} 0 \quad \text{and} \quad \|\nabla d_M(p_k)\| \leq \mu.$$

By compactness of the offset of M , we can assume that the sequence $(p_k)_k$ converges toward a limit $p \in M$. For any k , we denote by q_k^1 and q_k^2 two projections of p_k that realize the diameter of $\Gamma_M(p_k)$ and define three unitary vectors:

$$n_k^1 := \frac{p_k - q_k^1}{\|p_k - q_k^1\|}, \quad n_k^2 := \frac{p_k - q_k^2}{\|p_k - q_k^2\|} \quad \text{and} \quad t_k := \frac{q_k^2 - q_k^1}{\|q_k^2 - q_k^1\|}.$$

Up to a subsequence we can assume that the sequence of unitary vectors n_k^1 , n_k^2 and t_k converge. We denote by n_1 , n_2 and t their respective limits. Using Lemma 3.1, we know

that n_k^1 is normal to M at the point q_k^1 , thus by continuity of the application $x \mapsto T_x M$ and of the scalar product, we get that n_1 is normal to M at p . Similarly, we have n_2 is normal to M at p . Since M is of class C^1 , the limit vector t belongs to the tangent plane $T_p M$.

The end of the proof proceeds as follows: in Step 1, we show that the three vectors n_1 , n_2 and t are all contained in a plane Π . In Step 2, we show that n_1 and n_2 are not collinear. Therefore, since n_1 and n_2 are orthogonal to $T_p M$, the three vectors n_1, n_2, t are independent which contradicts Step 1.

Step 1. We prove here that n_1, n_2 and t are all contained in a plane Π . Firstly, we remark that for k large enough p_k, q_k^1 and q_k^2 are not aligned. Otherwise $n_k^1 = t_k$, which would imply at the limit that $n_1 = t$, and since $t \in T_p M$, we get that $n_1 \in T_p M \cap N_p M = \{0\}$. This is absurd since $\|n_1\| = 1$. This allows us to define, for k large enough, the unique plane Π_k containing p_k, q_k^1 and q_k^2 (see Figure 4). We now define A_M as the set of all the

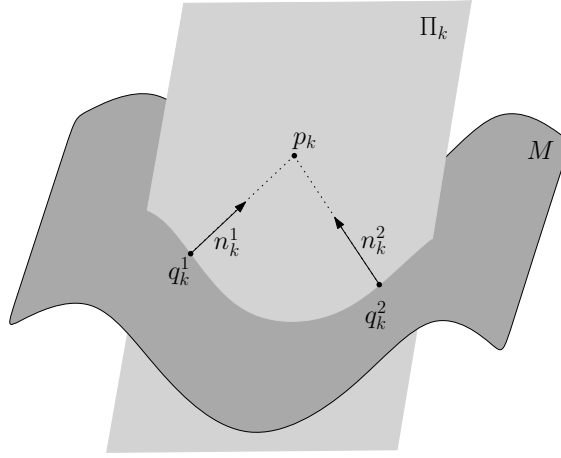


Figure 4: Proof of Theorem 1.1.

affine planes passing through a point of M and let

$$\begin{aligned} f : M \times \text{Gr}_2(\mathbb{E}^n) &\longrightarrow A_M \\ (x, P) &\longmapsto x + P \end{aligned}$$

where $\text{Gr}_2(\mathbb{E}^n)$ is the grassmanian space of 2-planes in \mathbb{E}^n . The map f is surjective and continuous and since $M \times \text{Gr}_2(\mathbb{E}^n)$ is compact, we get that A_M is compact. Thus, since the Π_k 's are in A_M , up to a subsequence the sequence of planes $(\Pi_k)_k$ converges to a plane $\Pi \in A_M$ that contains n_1, n_2 and t .

Step 2. By Lemma 3.3, we have for every k

$$\mu^2 \geq \|\nabla d_M(p_k)\|^2 \geq 1 - \frac{1 - \langle n_k^1, n_k^2 \rangle}{1 + \frac{1}{n}} = \frac{\langle n_k^1, n_k^2 \rangle + \frac{1}{n}}{1 + \frac{1}{n}},$$

which implies that

$$\langle n_k^1 | n_k^2 \rangle \leq \left(1 + \frac{1}{n}\right) \mu^2 - \frac{1}{n} \leq \mu^2.$$

When k tends to infinity, we get $\langle n_1 | n_2 \rangle \leq \mu^2 < 1$, hence $n_1 \neq n_2$.

Suppose now that $n_1 = -n_2$. This would imply that for k large enough, the three points q_k^1, p_k and q_k^2 are almost aligned in this order. Therefore, we would have $n_1 = -n_2 = t$ at the limit. Hence $t \neq 0$ would be both tangent and normal to M at p , which is impossible. We deduce that n_1 and n_2 are not collinear, which contradicts Step 1. \square

3.2 Proof of Corollary 1.2

The proof of Corollary 1.2 is a direct consequence of two results in [11] and [5]. It was first proved in [11, Theorem 4.1] that if r is not a *critical value* of the distance function d_M , then the closure $L = \overline{\mathbb{E}^n \setminus M^r}$ of the complement of the r -offset of M has positive reach and its boundary $\partial L = \partial M^r$ is a Lipschitz manifold. In [11], r is a critical value means that the generalized gradient ∇d_M vanishes on the level set $d_M^{-1}(r)$, which is obviously not the case in our setting by the positive μ -reach assumption. The bound on the reach was made explicit in [5, Theorem 4.1] for sets with positive μ -reach and shown to be more than μr . The second point of the corollary is a consequence of Federer's result that the level sets with positive reach are of class $C^{1,1}$.

4 Critical function of $C^{1,\alpha}$ submanifolds

Theorem 1.1 can be recast with the critical function as

$$\lim_{d \rightarrow 0} \chi_M(d) = 1.$$

Hence, χ_M can be extended by continuity at 0 by putting $\chi_M(0) = 1$. The critical function appears as a natural object to measure the speed of convergence of the generalised gradient when approaching the submanifold. The goal of this section is to prove Theorem 1.3 which states that if M is a $C^{1,\alpha}$ compact submanifold of \mathbb{E}^n without boundary with $\alpha \in [0, 1]$, then there exists a constant $C > 0$ such that, for all $p \in \mathbb{E}^n \setminus M$,

$$1 - \|\nabla d_M(p)\|^2 \leq C d_M(p)^{2\alpha} \left(1 - \|\nabla d_M(p)\|^2\right)^\alpha.$$

In particular, if $\alpha < 1$, then for every $p \in \mathbb{E}^n \setminus M$

$$1 - \|\nabla d_M(p)\|^2 \leq C^{\frac{1}{1-\alpha}} d_M(p)^{\frac{2\alpha}{1-\alpha}}.$$

This last inequality can also be rephrased using the critical function, which gives the speed of convergence of χ_M at 0, as stated in the following corollary.

Corollary 4.1. *Let M be a $C^{1,\alpha}$ compact submanifold of \mathbb{E}^n without boundary with $\alpha \in [0, 1[$. Then there exists a constant $C > 0$ such that for all $d \in \mathbb{R}_+$,*

$$0 \leq 1 - \chi_M(d)^2 \leq C d^{\frac{2\alpha}{1-\alpha}}.$$

In particular, if

$$\frac{1}{3} < \alpha \leq 1$$

then χ_M is differentiable at zero and $\chi'_M(0) = 0$.

In Section 5 we will prove the sharpness of this inequality on one example.

4.1 Basic facts of $C^{1,\alpha}$ analysis

In this section, we revisit several classical results in analysis related to $C^{1,\alpha}$ regularity and supplement them with quantitative criteria required for the subsequent analysis. For completeness, proofs are included; they consist of minor to moderate variations on standard arguments. In the following E and F denote Banach spaces and U an open subset of E .

Definition 4.1. We say that $f : X \subset E \rightarrow F$ is α -Hölder with $\alpha \in]0, 1]$, there exists a constant $C > 0$ such that for every $y, z \in X$

$$\|f(y) - f(z)\|_F \leq C \|y - z\|_E^\alpha.$$

Definition 4.2. We say that $f : U \rightarrow F$ is **locally α -Hölder**¹ with $\alpha \in]0, 1]$, if each $x \in U$ has a neighborhood V such that $f|_V$ is α -Hölder.

Definition 4.3. Let $g : U \rightarrow F$, we say that g is of **class $C^{1,\alpha}$** with $\alpha \in]0, 1]$, if g is of class C^1 and if $dg : U \mapsto \mathcal{L}(E, F)$ is locally α -Hölder.

The following result can be extracted from [1] except the control of the constant C and C' .

LEMMA 4.2. *Let $g : U \rightarrow F$ be a C^1 function, $\alpha \in [0, 1]$ and U a convex open set. The following statements are equivalent*

1. *there exists $C > 0$ such that for all $x, y \in U$,*

$$\|df_x - df_y\|_{\mathcal{L}} \leq C\|x - y\|_E^\alpha,$$

where $\|\cdot\|_{\mathcal{L}}$ denotes the operator norm.

2. *there exists $C' > 0$ such that for all $x, y \in U$,*

$$\|f(y) - f(x) - df_x(y - x)\|_F \leq C'\|y - x\|_E^{1+\alpha}.$$

Moreover, we have $(1 + \alpha)C \leq C' \leq 6C$. Furthermore, the implication (2) \implies (1) does not require the convex hypothesis on U .

Proof. We assume that there exists $C > 0$ such that for all $x, y \in U$,

$$\|df_x - df_y\|_{\mathcal{L}} \leq C\|y - z\|_E^\alpha.$$

Since, U is convex, we have

$$\begin{aligned} f(y) - f(x) - df_x(y - x) &= \int_0^1 \frac{d}{dt} \left(f(x + (y - x)t) \right) dt - df_x(y - x) \\ &= \int_0^1 df_{x+t(y-x)}(y - x) - df_x(y - x) dt. \end{aligned}$$

Thus

$$\|f(y) - f(x) - df_x(y - x)\|_F \leq C \int_0^1 \|t(y - x)\|_E^\alpha \|y - x\|_E dt = \frac{C}{1 + \alpha} \|y - x\|_E^{1+\alpha}.$$

For the converse implication, we now suppose there exists $C' > 0$ such that for all $x, y \in U$,

$$\|f(y) - f(x) - df_x(y - x)\|_F \leq C'\|y - x\|_E^{1+\alpha}.$$

We also have

$$\|f(x) - f(y) - df_y(x - y)\|_F \leq C'\|y - x\|_E^{1+\alpha}.$$

thus using triangular inequality, we get

$$\|(df_x - df_y)(x - y)\|_F \leq 2C'\|y - x\|_E^{1+\alpha}.$$

Let h be a unit vectors such that

$$\|df_x - df_y\|_{\mathcal{L}} = \|(df_x - df_y)(h)\|.$$

¹For some authors this can be the definition of being α -Hölder, for instance see the Appendix B of [22, pp 138 to 143]

Since U is open, there exist $z \in U$ such that $h := \frac{z-x}{\|z-x\|}$ and $\|z-x\| \leq \|y-x\|$. We have

$$\begin{aligned} (df_x - df_y)(x-z) &= df_x(x-z) - df_y(x-y) + df_y(z-y) \\ &= (f(z) - f(x) - df_x(z-x)) + (f(x) - f(y) - df_y(x-y)) \\ &\quad - (f(z) - f(y) - df_y(z-y)) \end{aligned}$$

thus using triangular inequality three times

$$\|(df_x - df_y)(x-z)\|_F \leq C'\|z-x\|^{1+\alpha} + C'\|x-y\|^{1+\alpha} + C'\|z-y\|^{1+\alpha}.$$

Since the function $x \in \mathbb{R}_+ \mapsto x^{1+\alpha}$ is convex, we get

$$\|\frac{1}{2}(z-y)\|^{1+\alpha} \leq \frac{1}{2}\|z-x\|^{1+\alpha} + \frac{1}{2}\|x-y\|^{1+\alpha}.$$

Thus

$$\|(df_x - df_y)(x-z)\|_F \leq (1+2^\alpha)C'\|z-x\|^{1+\alpha} + (1+2^\alpha)C'\|x-y\|^{1+\alpha} \leq 2(1+2^\alpha)C'\|x-y\|^{1+\alpha}$$

that's why

$$\|df_x - df_y\|_{\mathcal{L}} \leq 2(1+2^\alpha)C'\|x-y\|_E^\alpha \leq 6C'\|x-y\|_E^\alpha.$$

□

For any C^1 submanifold M of \mathbb{E}^n , we denote by g the metric on M induced by the inner product of \mathbb{E}^n . We also denote by d_g the geodesic distance induced by g .

LEMMA 4.3. *Let $M \subset \mathbb{E}^n$ be a compact C^1 submanifold with or without boundary then there exists $\lambda_M > 0$ such that*

$$\forall (x, y) \in M \times M, \quad d_g(x, y) \leq \lambda_M \|x - y\|.$$

Proof. We denote by m the dimension of M . Let $x \in M$. If x lies on the interior of M there exist V_x an open set of \mathbb{R}^m , $\varepsilon_x > 0$ and a C^1 -diffeomorphism $\varphi_x : M \cap B(x, \varepsilon_x) \rightarrow V_x$. If x lies on the boundary of M then V_x is an open set of the half space $\mathbb{R}^{m-1} \times \mathbb{R}_+$. In both cases, we can further assume that V_x is a convex space.

Since M is compact, we can find $\varepsilon > 0$ and an integer $k \in \mathbb{N}$ such that a number k of open sets of the form $M \cap B(x_i, \frac{\varepsilon}{2})$ cover M (be aware that the radius is $\frac{\varepsilon}{2}$). We then denote by φ_i the C^1 -diffeomorphism φ_{x_i} as above. We then define

$$C_1 = \max_{i \in \{1, \dots, k\}} \|d\varphi_i\|_{\mathcal{L}} \quad \text{and} \quad C_2 = \max_{i \in \{1, \dots, k\}} \|d\varphi_i^{-1}\|_{\mathcal{L}}.$$

Let $x, y \in M$. We distinguish two cases depending on whether $\|x-y\| \leq \frac{\varepsilon}{2}$ or not. If $\|x-y\| \leq \frac{\varepsilon}{2}$ then there exists $i \in \{1, \dots, k\}$ such that $x, y \in M \cap B(x_i, \varepsilon)$. Indeed, there exists a ball $B(x_i, \varepsilon/2)$ that contains x and since $\|x-y\| \leq \frac{\varepsilon}{2}$, the ball $B(x_i, \varepsilon)$ also contains y .

We then define a path $\gamma : [0, 1] \rightarrow M$ joining x and y by

$$\gamma(t) = \varphi_i^{-1}((1-t)x' + ty')$$

where $x' = \varphi_i(x)$ and $y' = \varphi_i(y)$. Since V_i is convex, the path is well defined. We have

$$d_g(x, y) \leq \int_0^1 \|\gamma'(t)\| dt = \int_0^1 \|(d\varphi_i^{-1})_{(1-t)x' + ty'} \cdot (y' - x')\| dt \leq C_2 \|y' - x'\|.$$

By Mean Value Inequality we also have

$$\|y' - x'\| = \|\varphi_i(x) - \varphi_i(y)\| \leq C_1 \|y - x\|$$

Thus, if $\|x - y\| \leq \frac{\varepsilon}{2}$, we obtain

$$d_g(x, y) \leq C_1 C_2 \|x - y\|.$$

In the other case where $\|x - y\| > \frac{\varepsilon}{2}$, we obviously have

$$d_g(x, y) \leq \text{Diam}_g(M) \leq \frac{2 \text{Diam}_g(M)}{\varepsilon} \|x - y\|$$

where $\text{Diam}_g(M) := \max_{x, y \in M} d_g(x, y)$ is finite since M is compact. To conclude, the constant

$$\lambda_M = \max \left(C_1 C_2, \frac{2 \text{Diam}_g(M)}{\varepsilon} \right)$$

fits for the two cases. \square

The next result states the implication (1) \implies (2) of Lemma 4.2 in the case where U is not necessarily convex.

LEMMA 4.4. *Let U be a connected open set of \mathbb{E}^n such that $M := \overline{U}$ is a compact connected C^1 submanifold of \mathbb{E}^n , $\alpha \in [0, 1]$ and let $f : U \rightarrow F$ be a C^1 function. If there exists $C > 0$ such that for all $x, y \in U$,*

$$\|df_x - df_y\|_{\mathcal{L}} \leq C \|x - y\|_{\mathbb{E}^n}^\alpha,$$

then for all $x, y \in U$,

$$\|f(y) - f(x) - df_x(y - x)\|_F \leq \frac{C \lambda_M}{1 + \alpha} \|y - x\|_{\mathbb{E}^n}^{1+\alpha}$$

with λ_M the constant of Lemma 4.3.

Proof. M is a C^1 manifold thus its locally C^1 -path connected but since M is connected and compact, it is (globally) C^1 -path connected. Thus the same goes for U . We fix $x, y \in U$ and $\gamma : [0, L] \rightarrow U$ a C^1 path such that $\gamma(0) = x$, $\gamma(L) = y$ and γ is parameterized by arc length. We have

$$f(y) - f(x) - df_x(y - x) = \int_0^L df_{\gamma(t)} \cdot \gamma'(t) - df_x \cdot \gamma'(t) dt$$

thus by taking the norm and using the hypothesis of f , we got

$$\|f(y) - f(x) - df_x(y - x)\| \leq \int_0^L \|df_{\gamma(t)} - df_x\|_{\mathcal{L}} dt \leq C \int_0^L \|\gamma(t) - x\|^\alpha dt.$$

However, using mean value inequality

$$\int_0^L \|\gamma(t) - \gamma(0)\|^\alpha dt \leq \int_0^L t^\alpha dt = \frac{L^{\alpha+1}}{\alpha+1}.$$

Taking the lower bound on the choice of γ , we got

$$\|f(y) - f(x) - df_x(y - x)\| \leq \frac{C}{1 + \alpha} d_g(x, y)^{1+\alpha}$$

therefore, using Lemma 4.3, we get

$$\|f(y) - f(x) - df_x(y - x)\| \leq \frac{C \lambda_M}{1 + \alpha} \|x - y\|^{1+\alpha}.$$

\square

Definition 4.4. We say that $f \in C^{1,\alpha}$ is a **$C^{1,\alpha}$ -diffeomorphism** if f has a $C^{1,\alpha}$ inverse.

The Inverse Function Theorem still holds for $C^{1,\alpha}$ maps (see [22, pp 141]). We give here the classical proof since it will be used later as a guideline in the proof of Proposition 4.7.

Theorem 4.5 (Inverse Function Theorem). *Let $f : U \rightarrow F$ of class $C^{1,\alpha}$ with $\alpha \in [0, 1]$ and let $a \in U$. We suppose that df_a is an isomorphism of $\mathcal{L}(E, F)$. Then there exists an open set $V \subset U$ such that $a \in V$ and $f|_V$ is a $C^{1,\alpha}$ -diffeomorphism on its image.*

Proof. Up to translations and composition by $(df_a)^{-1}$, the proof reduces to the case $E = F$, $a = f(a) = 0$ and $df_0 = \text{id}_E$. We set $\varphi(x) := f(x) - x$ and for all $y \in E$, $T_y(x) := y - \varphi(x)$ so that the equation $y = f(x)$ is equivalent to $T_y(x) = x$. Since $d\varphi_0 = 0$, we have $\|d\varphi_x\|_{\mathcal{L}} < \frac{1}{2}$ on a open ball $B(0, r)$. Using the Mean value inequality, we get for all $x_1, x_2 \in B(0, r)$,

$$\|T_y(x_1) - T_y(x_2)\| < \frac{1}{2}\|x_1 - x_2\|.$$

From the fact that

$$\|\varphi(x) - \varphi(0)\| \leq \frac{1}{2}\|x - 0\| \leq \frac{r}{2}$$

for every $x \in \overline{B(0, r)}$, we deduce by Triangle Inequality

$$\|T_y(x)\| < \frac{r}{2} + \|y\|.$$

Thus, for all $y \in B(0, \frac{r}{2})$, we have $T_y(\overline{B(0, r)}) \subset \overline{B(0, r)}$. We then apply Banach Fixed Point Theorem to the contraction $T_y|_{\overline{B(0, r)}}$ for all $y \in B(0, \frac{r}{2})$ to obtain the existence of a unique $x \in \overline{B(0, r)}$ such that $f(x) = y$. We define $V := f^{-1}(B(0, \frac{r}{2}))$ so that $f|_V$ is a bijection on its image and we denote by g its inverse. Let $y_1, y_2 \in f(V)$ and $x_1, x_2 \in V$ such that $f(x_1) = y_1$ and $f(x_2) = y_2$. We have

$$g(y_2) - g(y_1) = x_2 - x_1 = T_{y_2}(x_2) - T_{y_1}(x_1) = y_2 - \varphi(x_2) - y_1 + \varphi(x_1).$$

Since φ is $\frac{1}{2}$ -Lipschitz, we get

$$\|g(y_2) - g(y_1)\| \leq \|y_2 - y_1\| + \frac{1}{2}\|x_2 - x_1\| = \|y_2 - y_1\| + \frac{1}{2}\|g(y_2) - g(y_1)\|.$$

This shows that the map g is 2-Lipschitz.

Since f is of class $C^{1,\alpha}$, there exists a neighborhood $V_0 \subset V$ of 0 such that df is α -hölder. By shrinking this neighborhood if needed, we can assume that V_0 is convex. Let $x_1, x_2 \in V_0$, $y_1 = f(x_1)$, $y_2 = f(x_2)$,

$$y_2 - y_1 = df_{x_1}(x_2 - x_1) + R_{x_1}(x_2)$$

where the remainder satisfies $R_{x_1}(x_2) = O(\|x_2 - x_1\|^{1+\alpha})$, see Lemma 4.2. Since df_0 is invertible, df_x is also invertible for all x in some ball $B(0, r')$. We replace r by $\min(r, r')$. Composing by $(df_{x_1})^{-1}$, we obtain

$$g(y_2) - g(y_1) = x_2 - x_1 = (df_{x_1})^{-1}(y_2 - y_1) - (df_{x_1})^{-1}(R_{x_1}(x_2)). \quad (4.1)$$

Since g is 2-Lipschitz, we have that $\|x_2 - x_1\| \leq 2\|y_2 - y_1\|$ thus

$$\begin{aligned} \frac{\|(df_{x_1})^{-1}(R_{x_1}(x_2))\|}{\|y_2 - y_1\|^{1+\alpha}} &\leq 2^{1+\alpha} \frac{\|(df_{x_1})^{-1}(R_{x_1}(x_2))\|}{\|x_2 - x_1\|^{1+\alpha}} \\ &\leq 2^{1+\alpha} \left\| (df_{x_1})^{-1} \left(\frac{R_{x_1}(x_2)}{\|x_2 - x_1\|^{1+\alpha}} \right) \right\| = O_{x_2 \rightarrow x_1}(1). \end{aligned}$$

We deduce that

$$(\mathrm{d}f_{x_1})^{-1}(R_{x_1}(x_2)) = O(\|y_2 - y_1\|^{1+\alpha}). \quad (4.2)$$

Thus by Equation (4.1), g is differentiable and $\mathrm{d}g_{y_1} = (\mathrm{d}f_{g(y_1)})^{-1}$. Since g and $\mathrm{d}f$ are continuous, g is of class C^1 . Equation (4.2) and Lemma 4.2 imply that g is of class $C^{1,\alpha}$. \square

LEMMA 4.6. *Let V be an open set of E and $f : V \rightarrow F$ be a C^1 -diffeomorphism on its image. Let $W \subset V$ be a convex neighborhood of some $a \in V$ such that $\mathrm{d}f|_W$ is α -Hölder with $\alpha \in [0, 1]$ and such that for all $x \in W$,*

$$\|(\mathrm{d}f_x)^{-1}\|_{\mathcal{L}} \leq 2\|(\mathrm{d}f_a)^{-1}\|_{\mathcal{L}} \quad \text{and} \quad \|(\mathrm{d}f_a)^{-1} \circ \mathrm{d}f_x - \mathrm{id}_E\|_{\mathcal{L}} \leq \frac{1}{2}. \quad (4.3)$$

Then $\mathrm{d}f^{-1}$ is α -Hölder on $f(W)$ and its Hölder constant C' satisfies

$$C' \leq \frac{3 \cdot 2^{3+\alpha} \|(\mathrm{d}f_a)^{-1}\|_{\mathcal{L}}^{2+\alpha}}{1 + \alpha} C$$

where C is the Hölder constant of $\mathrm{d}f|_W$.

Proof. We consider $\tilde{f} : E \rightarrow E$ defined by

$$\tilde{f} = (\mathrm{d}f_a)^{-1} \circ t_{-f(a)} \circ f \circ t_a$$

with $t_v : x \mapsto x + v$. We observe that $\tilde{f}(0) = 0$ and $\mathrm{d}\tilde{f}_0 = \mathrm{id}_E$. Obviously

$$\tilde{f}^{-1} = t_{-a} \circ f^{-1} \circ t_{f(a)} \circ \mathrm{d}f_a$$

thus

$$f^{-1} = t_a \circ \tilde{f}^{-1} \circ (\mathrm{d}f_a)^{-1} \circ t_{-f(a)}.$$

Now, since f is of class $C^{1,\alpha}$, for all $x_1, x_2 \in W$, we have

$$y_2 - y_1 = \mathrm{d}f_{x_1}(x_2 - x_1) + R_{x_1}(x_2 - x_1)$$

where $f(x_1) = y_1$ and $f(x_2) = y_2$. According to Lemma 4.2, we have

$$\|R_{x_1}(x_2 - x_1)\| = \|f(x_2) - f(x_1) - \mathrm{d}f_{x_1}(x_2 - x_1)\| \leq 6C\|x_2 - x_1\|^{1+\alpha}.$$

Composing by $(\mathrm{d}f_{x_1})^{-1}$, we get

$$f^{-1}(y_2) - f^{-1}(y_1) = x_2 - x_1 = (\mathrm{d}f_{x_1})^{-1}(y_2 - y_1) - (\mathrm{d}f_{x_1})^{-1}(R_{x_1}(x_2 - x_1))$$

and thus

$$\|f^{-1}(y_2) - f^{-1}(y_1) - (\mathrm{d}f_{x_1})^{-1}(y_2 - y_1)\| = \|(\mathrm{d}f_{x_1})^{-1}(R_{x_1}(x_2 - x_1))\|.$$

It remains to find an upper bound of the right term. We have

$$\|(\mathrm{d}f_{x_1})^{-1}(R_{x_1}(x_2 - x_1))\| \leq \|(\mathrm{d}f_{x_1})^{-1}\|_{\mathcal{L}} \|R_{x_1}(x_2 - x_1)\| \leq 6C\|(\mathrm{d}f_{x_1})^{-1}\|_{\mathcal{L}} \|x_2 - x_1\|^{1+\alpha}.$$

Using the first assumption of (4.3) on W , we obtain

$$\|(\mathrm{d}f_{x_1})^{-1}(R_{x_1}(x_2 - x_1))\| \leq 12C\|(\mathrm{d}f_a)^{-1}\|_{\mathcal{L}} \|x_2 - x_1\|^{1+\alpha}. \quad (4.4)$$

Since

$$\mathrm{d}\tilde{f} = (\mathrm{d}f_a)^{-1} \circ \mathrm{d}f,$$

the second assumption of (4.3) reads, for all $x \in W$

$$\left\| d\tilde{f}_x - id_E \right\|_{\mathcal{L}} \leq \frac{1}{2}.$$

Now, using the same argument as in the proof of Theorem 4.5, g being \tilde{f}^{-1} , we deduce that \tilde{f}^{-1} is 2-Lipschitz and thus f^{-1} is $2\|(df_a)^{-1}\|_{\mathcal{L}}$ -Lipschitz on W . In other words

$$\|x_2 - x_1\| \leq 2\|(df_a)^{-1}\|_{\mathcal{L}}\|y_2 - y_1\|.$$

Plugging this result in Inequality (4.4), we have

$$\|(df_{x_1})^{-1}(R_{x_1}(x_2 - x_1))\| \leq 3 \cdot 2^{3+\alpha} C \|(df_a)^{-1}\|_{\mathcal{L}}^{2+\alpha} \|y_2 - y_1\|^{1+\alpha}.$$

According to Lemma 4.2, the α -Hölder constant C' of df^{-1} on $f(W)$ satisfies

$$C' \leq \frac{3 \cdot 2^{3+\alpha} \|(df_a)^{-1}\|_{\mathcal{L}}^{2+\alpha}}{1 + \alpha} C.$$

□

4.2 Submanifolds of class $C^{1,\alpha}$

The goal of this section is to show that at any point q of a $C^{1,\alpha}$ submanifold M , there exists a map h_q such that M is locally the graph of h_q . Moreover, for any q_0 in M , there exists an open set U such that all the α -Hölder constant of dh_q for $q \in M \cap U$ are bounded. This will be stated in Proposition 4.7 that will be used later in the proof of Theorem 1.3.

Definition 4.5. A subset M of a Banach space E is a **$C^{1,\alpha}$ submanifold**, if for all $p \in M$ there exist an open set \mathcal{U} of E containing p and a $C^{1,\alpha}$ -diffeomorphism $\varphi : \mathcal{U} \mapsto \mathcal{V} \times \mathcal{W} \subset F \times G$ such that

$$\varphi(M \cap \mathcal{U}) = \mathcal{V} \times \{0\}$$

where \mathcal{V} is an open subset of the Banach spaces F and \mathcal{W} is an open subset of the Banach spaces G with $0 \in \mathcal{W}$.

Remark 4.1. Due to the Inverse Function Theorem, all of the classical local characterizations of a submanifold *i.e.* as a graph, as the zeros of a submersion and as the image of a parametrization, have they $C^{1,\alpha}$ counterparts.

Proposition 4.7. *Let M be a $C^{1,\alpha}$ submanifold of \mathbb{E}^n and $q_0 \in M$. There exist $U \subset \mathbb{E}^n$ an open neighborhood of q_0 and $K = K(U) > 0$ such that for all $q \in M \cap U$*

- (1) *there is an open set $V_q \subset T_q M$ such that M is locally the graph of a $C^{1,\alpha}$ function $h_q : V_q \subset T_q M \rightarrow N_q M$, *i.e.**

$$M \cap U = \{(x, h_q(x)) \mid x \in V_q \subset T_q M\},$$

- (2) *$d(h_q)$ is α -Hölder on U and its Hölder constant is bounded by K .*

Proof. For any $q \in M$, we denote by π_q^T the orthogonal projection on $T_q M + q$ and π_q^N the orthogonal projection on $N_q M + q$. In order to prove the proposition, we just need to prove that there exist $U \subset \mathbb{E}^n$ an open neighborhood of q_0 and $K > 0$ such that

- (i) for all $q \in M \cap U$, $\pi_q^T|_{M \cap U}$ is a $C^{1,\alpha}$ -diffeomorphism on its image,
- (ii) for all $q \in M \cap U$, $d(\pi_q^T|_{M \cap U})^{-1}$ is α -Hölder on $M \cap U$ and its Hölder constant is bounded by K .

Indeed, if we set $h_q = \pi_q^N \circ (\pi_q^T)^{-1}$ we obtain exactly (1) and $V_q = \pi_q^T(M \cap U)$. Then, since $\|d(\pi_q^N)\| \leq 1$ and by the chain rule, we have that $d(h_q)$ is α -Hölder on V_q with its Hölder constant bounded by K , hence (2) is proved.

The proof of (i) and (ii) is done in the next five steps. The first four steps will prove (i) by mimicking the proof of the Theorem 4.5 and adding a parameter $q \in M$. We fix $q_0 \in M$ and $\psi : V_0 \subset \mathbb{R}^m \rightarrow U_0 \cap M$ a $C^{1,\alpha}$ parametrization of M such that $\psi(0) = q_0$ where U_0 (resp. V_0) is an open sets of \mathbb{E}^n (resp. \mathbb{R}^m). We also suppose U_0 small enough so that $d\psi$ and $d(\psi^{-1})$ are α -Hölder. We denote by C_ψ and $C_{\psi^{-1}}$ their Hölder constant on U_0 (resp. V_0). We define, for all $q \in U_0$

$$\begin{aligned} f_q &: V_0 \subset \mathbb{R}^m \longrightarrow \mathbb{R}^m \\ x &\longmapsto d(\psi^{-1})_q \circ t_{-q} \circ \pi_q^T \circ \psi(x) \end{aligned}$$

with $t_{-q} : x \mapsto x - q$. We also define $\varphi_q = f_q - id$ and for all $y \in \mathbb{R}^m$, we define $T_{y,q}(x) = y - \varphi_q(x)$. We then get,

$$y = f_q(x) \iff T_{y,q}(x) = x.$$

In order to show that $\pi_q^T|_M$ is locally a bijection, we need to show that f_q is a bijection, which is recast as a fixed point problem for $T_{y,q}$

Step 1. The goal of this step is to show that there exists $r > 0$ such that $T_{y,q}$ is $\frac{1}{2}$ -Lipchitz on $B(0, r)$, for every $y \in \mathbb{R}^m$ and $q \in \psi(B(0, r))$. Using chain rules, we have for $x \in V_0$,

$$d(\varphi_q)_x = d(f_q)_x - id = d(\psi^{-1})_q \circ d(\pi_q^T) \circ d\psi_x - id.$$

Also, since $\pi_q^T(q) = q$ and $d(\pi_q^T)_q|_{T_q M} = id_{T_q M}$, we have

$$d(f_q)_{\psi^{-1}(q)} = d(\psi^{-1})_q \circ d(t_{-q}) \circ d(\pi_q^T) \circ d\psi_{\psi^{-1}(q)} = d(\psi^{-1})_q \circ d\psi_{\psi^{-1}(q)} = id_{\mathbb{R}^m}$$

thus $\|d(\varphi_{q_0})_0\| = 0$. Moreover, we know that and that the application

$$(x, q) \in V_0 \times M \cap U_0 \mapsto \|d(\psi^{-1})_q \circ d(\pi_q^T) \circ d\psi_x - id\|$$

is continuous. Thus, there exists $r > 0$ such that $B(0, r) \subset V_0$ and for all $(x, q) \in B(0, r) \times \psi(B(0, r))$, we have

$$\|d(\varphi_q)_x\|_{\mathcal{L}} \leq \frac{1}{2}. \quad (4.5)$$

Using the Mean value inequality, we get that for all $q \in \psi(B(0, r))$ and $x_1, x_2 \in B(0, r)$,

$$\|\varphi_q(x_1) - \varphi_q(x_2)\| < \frac{1}{2}\|x_1 - x_2\|$$

thus

$$\|T_{y,q}(x_1) - T_{y,q}(x_2)\| < \frac{1}{2}\|x_1 - x_2\|.$$

Step 2. There exists $r' > 0$ such that

$$M \cap B(q_0, r') \subset \psi\left(B\left(0, \frac{r}{8}\right)\right)$$

and we define

$$U := B\left(q_0, \frac{r'}{2}\right).$$

We fix $q \in U \cap M$. Our goal is to prove that, up to a restriction to a well chose set, π_q^T is a bijection on its image. We have that

$$U \cap M \subset M \cap B(q_0, r') \subset \psi\left(B\left(0, \frac{r}{8}\right)\right) \subset \psi(B(0, r))$$

thus for $q \in U \cap M$, $T_{y,q}$ is $\frac{1}{2}$ -Lipchitz on $B(0, r)$. Thus for $T_{y,q}$ to be a contraction, we just need to prove that $T_{y,q}(\overline{B(0, \frac{r}{2})}) \subset B(0, \frac{r}{2})$. We now suppose that $y \in B(0, \frac{r}{8})$, then for all $x \in \overline{B(0, \frac{r}{2})}$, we have

$$\begin{aligned}\|\varphi_q(x)\| &= \|\varphi_q(x) - \varphi_q(\psi^{-1}(q))\| \leq \frac{1}{2}\|x - \psi^{-1}(q)\| \\ &\leq \frac{1}{2}\|x\| + \frac{1}{2}\|\psi^{-1}(q)\| < \frac{r}{4} + \frac{r}{8} \leq \frac{3r}{8}\end{aligned}$$

because $q \in U \cap M \subset \psi(B(0, \frac{r}{8}))$. Thus, we get

$$\|T_{y,q}(x)\| < \frac{3r}{8} + \|y\| < \frac{3r}{8} + \frac{r}{8} \leq \frac{r}{2}.$$

Since $\overline{B(0, \frac{r}{2})}$ is a complete metric space, we can apply Banach fixed point theorem of $T_{y,q}|_{\overline{B(0, \frac{r}{2})}}$ for all $y \in B(0, \frac{r}{8})$. Hence, for all $y \in B(0, \frac{r}{8})$ there exists a unique $x \in B(0, \frac{r}{2})$ such that $f_q(x) = y$. Therefore, if we define $U_q \subset \mathbb{R}^m$ such that

$$U_q = (f_q)^{-1}(B(0, \frac{r}{8}))$$

then $f_q|_{U_q}$ is a bijection on its image (being $B(0, \frac{r}{8})$). Since $d(\psi^{-1})_q$ and ψ are bijections, we have that $\pi_q^T|_{\psi(U_q)}$ is a bijection on its image for all $q \in U \cap M$.

Step 3. The goal of this step is to prove (i). We first show that, up to a smaller choice of $r' > 0$, we have that for all $q \in M \cap B(q_0, r')$

$$T_q M \cap B(0, r') \subset d\psi_{\psi^{-1}(q)}\left(B(0, \frac{r}{8})\right). \quad (4.6)$$

Indeed, thanks to the continuity of $x \mapsto d\psi_{\psi^{-1}(x)}$, the function

$$\lambda : q \in \psi\left(B(0, \frac{r}{8})\right) \mapsto \sup_{\|v\|=1} \|d\psi_{\psi^{-1}(q)} \cdot v\|$$

is continuous. Since it is defined on a compact set, it has a minimum λ_0 . Then, we have for all $q \in \psi(B(0, \frac{r}{8}))$

$$T_q M \cap B(0, \frac{\lambda_0 r}{8}) \subset T_q M \cap B(0, \frac{\lambda(q)r}{8}) \subset d\psi_{\psi^{-1}(q)}\left(B(0, \frac{r}{8})\right).$$

Therefore, by taking r' to be the minimum between the previous r' and $\frac{\lambda_0 r}{8}$ we get (4.6). Now, we prove that

$$U \cap M \subset \bigcap_{q \in M \cap B(q_0, \frac{r'}{4})} \psi(U_q).$$

Let $q \in B(q_0, \frac{r'}{2})$, since π_q^T retracts distances, we have that

$$\pi_q^T\left(B\left(q_0, \frac{r'}{2}\right)\right) \subset B\left(\pi_q^T(q_0), \frac{r'}{2}\right)$$

and

$$\|\pi_q^T(q_0) - q\| \leq \|q_0 - q\| \leq \frac{r'}{2}$$

thus

$$t_{-q} \circ \pi_q^T\left(B\left(q_0, \frac{r'}{2}\right)\right) \subset B(0, r').$$

Therefore,

$$t_{-q} \circ \pi_q^T(U \cap M) \subset B(0, r') \cap T_q M.$$

Thanks to Equation (4.6), we have

$$t_{-q} \circ \pi_q^T(U \cap M) \subset d\psi_{\psi^{-1}(q)}\left(B(0, \frac{r}{8})\right).$$

Hence by the definition of f_q , we have than $(t_q \circ \pi_q^T)^{-1} \circ d\psi_{\psi^{-1}(q)} = \psi \circ (f_q)^{-1}$, thus

$$U \cap M \subset \psi \circ (f_q)^{-1}\left(B(0, \frac{r}{8})\right) = \psi(U_q).$$

Now, thanks to Step 2, we have for all $q \in U \cap M$, $\pi_q^T|_U$ is a bijection on its image V_q .

Step 4. In this step, similarly as in the proof of Theorem 4.5, we show that all the $\pi_q^T|_{U \cap M}$ are $C^{1,\alpha}$ -diffeomorphisms on their respective image.

We fix $q \in U \cap M$. Firstly, we will show that f_q^{-1} is continuous. Let $y_1, y_2 \in B(0, \frac{r}{8})$. Then there exist $x_1, x_2 \in U_q$ such that $f_q(x_1) = y_1$ and $f_q(x_2) = y_2$. We have

$$f_q^{-1}(y_2) - f_q^{-1}(y_1) = x_2 - x_1 = T_{y_2, q}(x_2) - T_{y_1, q}(x_1) = y_2 - \varphi_q(x_2) - y_1 + \varphi_q(x_1).$$

Since φ_q is $\frac{1}{2}$ -Lipschitz, we get

$$\|f_q^{-1}(y_2) - f_q^{-1}(y_1)\| \leq \|y_2 - y_1\| + \frac{1}{2}\|x_2 - x_1\| = \|y_2 - y_1\| + \frac{1}{2}\|f_q^{-1}(y_2) - f_q^{-1}(y_1)\|$$

thus

$$\|f_q^{-1}(y_2) - f_q^{-1}(y_1)\| \leq 2\|y_2 - y_1\|.$$

This shows that the map f_q^{-1} is 2-Lipschitz and thus continuous.

Secondly, we are going to show that f_q^{-1} is of class $C^{1,\alpha}$ using Lemma 4.2. Since $d(f_{q_0})_0$ is invertible and $(q, x) \mapsto d(f_q)_x$ is continuous, we can suppose r small enough so that for all $q \in U$ and $x \in U_q$, $d(f_q)_x$ is invertible. We recall that $d\psi$ and $d(\psi^{-1})$ are α -Hölder on $U \cap M$ and $\psi(U \cap M)$. For all $q \in U \cap M$, $d\pi_q^T$ is 1-Lipchitz thus $d(f_q)$ is α -Hölder on $W := \psi^{-1}(U \cap M)$. By shrinking U if needed, we can assume that W is convex. We fix $q \in U \cap M$, let $x_1, x_2 \in W$, $y_1 = f_q(x_1)$, $y_2 = f_q(x_2)$,

$$y_2 - y_1 = d(f_q)_{x_1}(x_2 - x_1) + R_{x_1}(x_2)$$

where the remainder satisfies $R_{x_1}(x_2) = O(\|x_2 - x_1\|^{1+\alpha})$, see Lemma 4.2. Composing by $(d(f_q)_{x_1})^{-1}$, we obtain

$$(f_q)^{-1}(y_2) - (f_q)^{-1}(y_1) = x_2 - x_1 = (d(f_q)_{x_1})^{-1}(y_2 - y_1) - (d(f_q)_{x_1})^{-1}(R_{x_1}(x_2)). \quad (4.7)$$

Since $(f_q)^{-1}$ is 2-Lipschitz, we have that $\|x_2 - x_1\| \leq 2\|y_2 - y_1\|$ thus

$$\begin{aligned} \frac{\|(d(f_q)_{x_1})^{-1}(R_{x_1}(x_2))\|}{\|y_2 - y_1\|^{1+\alpha}} &\leq 2^{1+\alpha} \frac{\|(d(f_q)_{x_1})^{-1}(R_{x_1}(x_2))\|}{\|x_2 - x_1\|^{1+\alpha}} \\ &\leq 2^{1+\alpha} \left\| (d(f_q)_{x_1})^{-1} \left(\frac{R_{x_1}(x_2)}{\|x_2 - x_1\|^{1+\alpha}} \right) \right\| = O_{x_2 \rightarrow x_1}(1). \end{aligned}$$

We deduce that

$$(d(f_q)_{x_1})^{-1}(R_{x_1}(x_2)) = O(\|y_2 - y_1\|^{1+\alpha}). \quad (4.8)$$

Thus by Equation (4.7), f_q^{-1} is differentiable and

$$d((f_q)^{-1})_{y_1} = (d(f_q)_{(f_q)^{-1}(y_1)})^{-1}.$$

Since f_q^{-1} and $d(f_q)$ are continuous, f_q^{-1} is of class C^1 . Equation (4.8) and Lemma 4.2 imply that f_q^{-1} is of class $C^{1,\alpha}$. For all $q \in U$, we recall that

$$(\pi_q^T)^{-1}|_{V_q} = \psi \circ f_q^{-1} \circ d(\psi^{-1})_q \circ t_{-q}|_{V_q}$$

where $V_q = \pi_q^T(U \cap M)$. Thus the $\pi_q^T|_{U \cap M}$ are $C^{1,\alpha}$ -diffeomorphisms on their respective image.

Step 5. In this last step, we will prove the point (ii) of the proposition. We denote by C_ψ and $C_{\psi^{-1}}$ the α -Hölder of constant of $d\psi$ and $d(\psi^{-1})$ on $U \cap M$ and $\psi(U \cap M)$. For all $q \in U \cap M$, since $d\pi_q^T$ is 1-Lipchitz, we have that $d(f_q)$ is α -Hölder on $W = \psi^{-1}(U \cap M)$, we denote its constant by C_{f_q} . We have

$$C_{f_q} \leq \|d\psi_q\|_{\mathcal{L}} C_\psi \leq \| (d\psi)|_U \|_{\mathcal{L}} C_\psi$$

where the right term is finite since U is bounded. Moreover, for all $q \in U \cap M$, since $d(f_q)_{\psi^{-1}(q)} = id_{\mathbb{R}^m}$ and using Equation (4.5), we get for all $x \in W$

$$\|d(f_q)_x - id_{\mathbb{R}^m}\|_{\mathcal{L}} = \|d(\varphi_q)_x\|_{\mathcal{L}} \leq \frac{1}{2}$$

which is exactly the first inequality of Condition (4.3) of Lemma 4.6 at the point $\psi^{-1}(q)$ and for the open set W . Moreover, we have

$$\left\| (d(f_q)_x)^{-1} \right\|_{\mathcal{L}} - 1 \leq \left\| (d(f_q)_x)^{-1} - id_{\mathbb{R}^m} \right\|_{\mathcal{L}} \leq \left\| (d(f_q)_x)^{-1} \right\|_{\mathcal{L}} \|d(f_q)_x - id_{\mathbb{R}^m}\|_{\mathcal{L}}$$

thus using the two previous inequality, we have

$$\left\| (d(f_q)_x)^{-1} \right\|_{\mathcal{L}} - 1 \leq \frac{1}{2} \left\| (d(f_q)_x)^{-1} \right\|_{\mathcal{L}}$$

which implies that for all $x \in W$,

$$\left\| (d(f_q)_x)^{-1} \right\|_{\mathcal{L}} \leq 2$$

which is the second inequality of Condition (4.3). Thus we can apply Lemma 4.6 to f_q at the point $\psi^{-1}(q)$ and for the convex open set W . Thus $d(f_q)^{-1}$ is α -Hölder on $f_q(W') = d\psi_q(V_q - q)$ and its constant $C_{f_q^{-1}}$ verifies

$$C_{f_q^{-1}} \leq \frac{3 \cdot 2^{3+\alpha} \left\| (d(f_q)_{\psi^{-1}(q)})^{-1} \right\|_{\mathcal{L}}}{1 + \alpha} C_{f_q} \leq \frac{3 \cdot 2^{3+\alpha}}{1 + \alpha} \| (d\psi)|_U \|_{\mathcal{L}} C_\psi$$

since $d(f_q)_{\psi^{-1}(q)} = id_{\mathbb{R}^m}$. We recall that

$$(\pi_q^T)^{-1}|_{V_q} = \psi \circ f_q^{-1} \circ d(\psi^{-1})_q \circ t_{-q}|_{V_q}$$

and that $d(\psi^{-1})$, $d(f_q^{-1})$ are α -Hölder on receptively $\psi(U \cap M)$ and $f_q(W)$. Thus $d((\pi_q^T)^{-1})|_{U \cap M}$ is α -Hölder on V_q and its Hölder constant is bounded by a constant that does not depend on q . \square

4.3 Proof of Theorem 1.3

In order to prove the Theorem 1.3, we will need the following results.

LEMMA 4.8. *Let M be a C^1 submanifold of dimension m in \mathbb{E}^n and $p \in M$. There exists $R > 0$ such that for all $0 < r \leq R$, $M \cap \overline{B(p, r)}$ is a C^1 submanifold of \mathbb{E}^n with boundary.*

Proof. Let g be the restriction to M of the map $x \mapsto \|x - p\|^2$. The intersection $M \cap \overline{B(x, r)}$ is the sublevel set $\{g(x) \leq r\}$. It is well-known that if r is a regular value of the C^1 function g , then $\{g(x) \leq r\}$ is a C^1 submanifold with boundary $g^{-1}(r)$ (see [19], Lemma 3 p12). The number r is a regular value if, for all $x \in g^{-1}(r)$, we have: $\text{rank } dg_x = 1$. Let $F : U \subset T_p M \rightarrow M \subset \mathbb{E}^n$, $u \mapsto F(u) = (u, f(u))$ be a C^1 local cartesian parametrization of M such that $F(0) = p$ and $df_0 = 0$. On these coordinates, the map g and its gradient read as follow

$$g(u) = \|u\|^2 + \|f(u)\|^2 \quad \text{and} \quad \text{grad } g(u) = 2u + 2[(\text{Jac } f)(u)]^T(f(u))$$

Since f is C^1 , we have $f(u) = o(\|u\|)$ and $\lim_{u \rightarrow 0} (\text{Jac } f)(u) = 0$. Therefore

$$2[(\text{Jac } f)(u)]^T(f(u)) = o(\|u\|).$$

This shows that, when $r > 0$ is small enough, $\text{grad } g(u) \neq 0$. The statement of the lemma follows. \square

We recall that $M^d = \{x \in \mathbb{E}^n \mid d_M(x) \leq d\}$.

Proposition 4.9. *Let M be a $C^{1,\alpha}$ compact submanifold without boundary of \mathbb{E}^n . There exist $d > 0$ and $C > 0$ such that for any $p \in \mathcal{M}(M) \cap M^d$ and q_1 and q_2 two projections of p on M that realize the diameter of $\Gamma_K(p)$ then we have*

$$1 - \|\nabla d_M(p)\|^2 \leq C \|q_1 - q_2\|^{2\alpha}.$$

Proof. According to Proposition 4.7, by compactness of M , there exist $R > 0$ and $K > 0$ such that, if $q_1, q_2 \in M$ verify

$$\|q_1 - q_2\| < R$$

then $M \cap B(q_1, R)$ is locally the graph of a $C^{1,\alpha}$ function $h : V \subset T_{q_1} M \rightarrow N_{q_1} M$ i.e.

$$M \cap B(q_1, R) = \{(x, h(x)) \mid x \in V \subset T_{q_1} M\} \quad \text{and} \quad dh_{x_1} = 0$$

with $q_1 = (x_1, 0)$ and V an open set of $T_{q_1} M$. Moreover dh is α -Hölder on V and the α -Hölder constant of dh is smaller than K . Furthermore, for R small enough $M \cap B(q_1, R)$ and V are arcwise connected sets.

Let $p \in \mathcal{M}(M)$ and q_1 and q_2 two projections of p on M , that realize the diameter of $\Gamma_K(p)$. We have

$$\frac{1}{2} \|q_1 - q_2\| \leq d_M(p).$$

Thus, for the rest of the proof, we are going to suppose that $d_M(p) \leq d := \frac{R}{2}$.

Let $h : V \subset T_{q_1} M \rightarrow N_{q_1} M$ as described above and we denote $q_1 = (x_1, 0)$ and $q_2 = (x_2, h(x_2))$ with $x_2 \in V$ (see Figure 5). To prove our result, we need to establish three inequalities. The map h is a $C^{1,\alpha}$ function and dh is α -Hölder on $V \subset T_{q_1} M$ of constant K . Using Lemma 4.8, we have that for R small enough $\overline{B(q_1, R)} \cap M$ is a compact connected C^1 submanifold. Since V is the image by $\pi_{q_1}^T$ of $B(q_1, R) \cap M$, we have

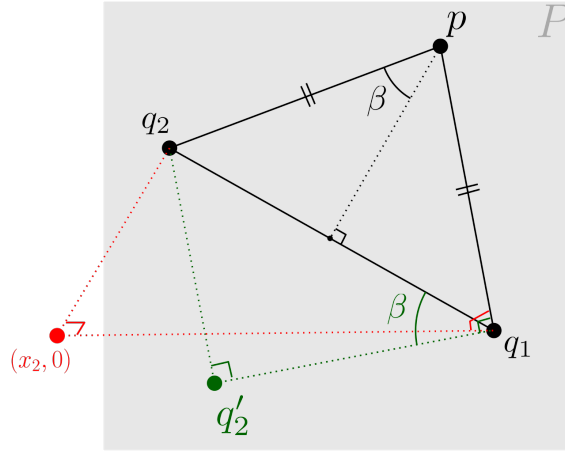


Figure 5: The construction of the proof.

that \bar{V} is a connected compact C^1 submanifold of \mathbb{E}^n . If we apply Lemma 4.4, to $h|_V$, we have

$$\|(x_2, 0) - q_2\| = \|h(x_2)\| = \|h(x_2) - h(x_1) - dh_{x_1} \cdot (x_2 - x_1)\| \leq \frac{C_h \lambda_M}{1 + \alpha} \|x_2 - x_1\|^{1+\alpha}$$

since $h(x_1) = 0$ and $dh_{x_1} = 0$ with λ_M the constant of Lemma 4.3 of M . Thus, we obtain our first inequality

$$\|(x_2, 0) - q_2\| \leq K' \|(x_2, 0) - q_1\|^{1+\alpha}. \quad (4.9)$$

with $K' = \frac{K \lambda_M}{1+\alpha}$.

Second, we define \mathcal{P} the affine plane containing p , q_1 and q_2 and we denote by q'_2 the orthogonal projection of q_2 onto \mathcal{P} orthogonal to pq_1 of $(x_2, 0)$ (see Figure 5). We remark that since $(x_2, 0) - q_1 \in T_q M$ and $pq_1 \in N_{q_1} M$ (see Lemma 3.1) then the points $(x_2, 0)$, q_1 and p formed a right angle. Thus since $q_2 q'_2$ is the orthogonal projection of $(x_2, 0) - q_2$, we get our second inequality

$$\|q'_2 - q_2\| \leq \|(x_2, 0) - q_2\|. \quad (4.10)$$

For the last inequality, we remark that q'_2 , q_1 and q_2 forms a right triangle at q'_2 and that $(x_2, 0)$, q_1 and q_2 formed also a right triangle at $(x_2, 0)$, thus using the Pythagorean theorem, we get

$$\|q_2 - q'_2\|^2 + \|q'_2 - q_1\|^2 = \|(x_2, 0) - q_2\|^2 + \|(x_2, 0) - q_1\|^2$$

thus, using Inequality (4.10), we get

$$\|(x_2, 0) - q_1\| \leq \|q'_2 - q_1\|. \quad (4.11)$$

Putting together Inequality (4.9), (4.10) and (4.11), we have

$$\|q'_2 - q_2\| \leq \|(x_2, 0) - q_2\| \leq K' \|(x_2, 0) - q_1\|^{1+\alpha} \leq K' \|q'_2 - q_1\|^{1+\alpha}$$

but since $\|q'_2 - q_1\| \leq \|q_2 - q_1\|$, we get

$$\|q'_2 - q_2\| \leq K \|q_2 - q_1\|^{1+\alpha}.$$

Now, we recall that p , q_1 and q_2 form an isosceles triangle and we denote by $\beta \in [0, \frac{\pi}{2}[$ the semi-angle formed by q_1 , p and q_2 . We have

$$\sin(\beta) = \frac{\|q'_2 - q_2\|}{\|q_1 - q_2\|} \leq K' \|q_2 - q_1\|^\alpha.$$

Finally, by Lemma 3.3, we get

$$1 - \|\nabla d_M(p)\|^2 \leq \frac{2}{1 + \frac{1}{n}} \sin^2(\beta) \leq \underbrace{\frac{2(K')^2}{1 + \frac{1}{n}}}_C \|q_1 - q_2\|^{2\alpha}.$$

□

Proof of Theorem 1.3. Let $p \in \mathbb{E}^n \setminus M$. We can assume that p belongs to the medial axis of M , otherwise the result is straightforward. Let q_1 and q_2 be two projections that realize the diameter of the set of projections of p on M . According to Proposition 4.9, there exist $d_0 > 0$ and $C' > 0$ (both dependent of M only) such that if $d_M(p) < d_0$ then

$$1 - \|\nabla d_M(p)\|^2 \leq C' \|q_1 - q_2\|^{2\alpha}.$$

From now on, we suppose that $d_M(p) < d_0$. Using the triangular inequality

$$\|q_1 - q_2\| \leq \|q_1 - \Omega_M(p)\| + \|q_2 - \Omega_M(p)\| \leq 2 \mathcal{R}_M(p)$$

then by Proposition 2.2

$$\|q_1 - q_2\|^2 \leq 4 \mathcal{R}_M(p)^2 = 4 d_M(p)^2 (1 - \|\nabla d_M(p)\|^2).$$

Thus, we get that

$$1 - \|\nabla d_M(p)\|^2 \leq 4^\alpha C' d_M(p)^{2\alpha} (1 - \|\nabla d_M(p)\|^2)^\alpha.$$

Assume now that $d_M(p) \geq d_0$, since $\|\nabla d_M(p)\| \leq 1$ it follows that

$$1 - \|\nabla d_M(p)\|^2 \leq (1 - \|\nabla d_M(p)\|^2)^\alpha.$$

Then by setting $C = \max(4^\alpha C', \frac{1}{d_0^{2\alpha}})$, we have, for all $p \in \mathbb{E}^n \setminus M$,

$$1 - \|\nabla d_M(p)\|^2 \leq C d_M(p)^{2\alpha} (1 - \|\nabla d_M(p)\|^2)^\alpha.$$

In particular, if $\alpha < 1$, one has

$$1 - \|\nabla d_M(p)\|^2 \leq C^{\frac{1}{1-\alpha}} d_M(p)^{\frac{2\alpha}{1-\alpha}}$$

and if $\alpha = 1$,

$$1 - \|\nabla d_M(p)\|^2 \leq C d_M(p)^2 (1 - \|\nabla d_M(p)\|^2).$$

Whenever $d_M(p) < \frac{1}{\sqrt{C}}$, the above inequality can hold only if

$$1 - \|\nabla d_M(p)\|^2 = 0.$$

□

Proof of Corollary 4.1. By taking the lower bound in Theorem 1.3, we get for all $d > 0$

$$1 - \chi_M(d)^2 \leq C d^{\frac{2\alpha}{1-\alpha}}.$$

We know that $\chi_M(0) = 1$ and that $0 \leq 1 - \chi_M(d)$ thus we have

$$0 \leq (1 + \chi_M(d)) \frac{1 - \chi_M(d)}{d} \leq C d^{\frac{3\alpha-1}{1-\alpha}}.$$

Hence, when d tends towards 0, we obtain the desired result.

□

5 Sharpness of the inequality in Theorem 1.3

The goal of this section is to show the sharpness of the exponent that appears in Theorem 1.3. For this purpose, we study the family of curves

$$\mathcal{C}_\alpha := \{(t, |t|^{1+\alpha}), t \in \mathbb{R}\},$$

where $\alpha \in (0, 1)$. Note that each curve \mathcal{C}_α is of class $C^{1,\alpha}$, but not of class $C^{1,\alpha'}$ for any $\alpha' > \alpha$. The main result is the following proposition that states that the exponent of Theorem 1.3 is reached for these curves.

Proposition 5.1. *Let $\alpha \in [0, 1[$. The critical function $\chi : \mathbb{R} \rightarrow \mathbb{R}$ of the curve \mathcal{C}_α satisfies*

$$1 - \chi^2(d) \underset{d \rightarrow 0}{\sim} (1 + \alpha)^{\frac{2}{1-\alpha}} d^{\frac{2\alpha}{1-\alpha}}.$$

Note that Theorem 1.3 holds for compact submanifolds with no boundary. The curves \mathcal{C}_α are not compact. However we can restrict each \mathcal{C}_α to any interval $[-a, a]$ and connect its two endpoints with a regular curve of class C^2 , in order to build a compact 1-dimensional manifold without boundary, whose critical function is the same that the one of \mathcal{C}_α .

Geometric interpretation. Given a point $p \in \mathcal{M}(\mathcal{C}_\alpha)$, we prove below that it has only two projections q_1, q_2 that are symmetrical with respect to the vertical axis. We denote by $\beta = \beta_p \in [0, \frac{\pi}{2}[$ the semi-angle formed by q_1, p and q_2 . It is readily checked that this angle is linked to the generalised gradient by the formula

$$\|\nabla d_{\mathcal{C}_\alpha}(p)\| = \cos \beta.$$

Since all the curves \mathcal{C}_α are of class C^1 , by Theorem 1.1, when p tends to \mathcal{C}_α , the angle β tends to 0. Proposition 5.1 states that for those curves \mathcal{C}_α , the larger α is, the faster this angle β tends to zero. This is illustrated in Figure 6.

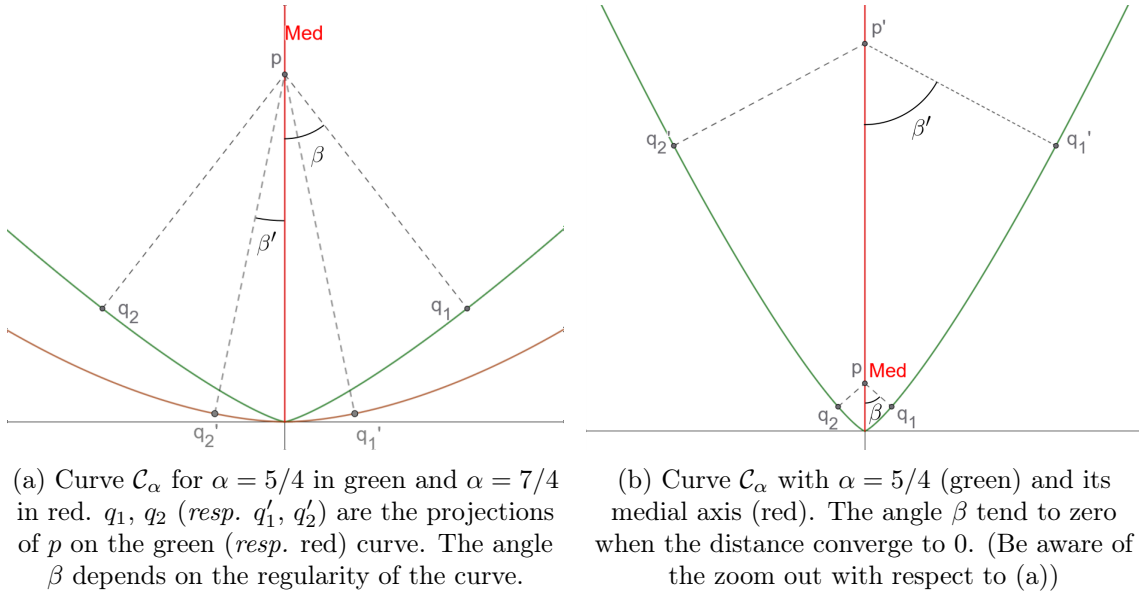


Figure 6: Different curves \mathcal{C}_α and their medial axis.

Corollary 5.2. *Let $\alpha \in [0, 1[$. The derivative of the critical function $\chi : \mathbb{R} \rightarrow \mathbb{R}$ of the curve \mathcal{C}_α around 0 satisfies*

$$\chi'(d) \underset{d \rightarrow 0}{\sim} -\frac{\alpha(1 + \alpha)^{\frac{2}{1-\alpha}}}{1 - \alpha} d^{\frac{3\alpha-1}{1-\alpha}}.$$

Note that the derivative of the critical function at zero has a very particular behavior reminiscent of the Hausdorff dimension for fractal objects. Indeed, we see from Corollary 5.2 that the derivative of the critical function $\chi : \mathbb{R} \rightarrow \mathbb{R}$ of the curve \mathcal{C}_α satisfies

$$\chi'(0) = \begin{cases} -\infty & \text{if } \alpha < 1/3 \\ -C & \text{if } \alpha = 1/3 \\ 0 & \text{else} \end{cases}$$

with $C = -\frac{1}{2}\left(\frac{4}{3}\right)^3$. One can also observe the same behavior in the numerical experiments shown in Figure 7.

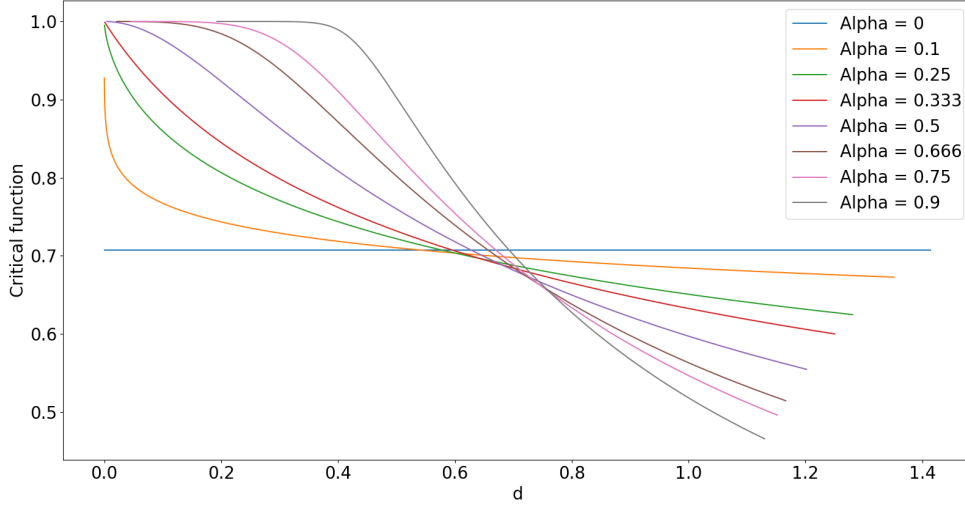


Figure 7: Computer simulation of the graphs of the critical functions χ of the curve \mathcal{C}_α , for different values of α .

The end of this section is devoted to the proof of Proposition 5.1 and of Corollary 5.2.

5.1 Preliminary results on the medial axis

LEMMA 5.3. *Let $f : t \in I \rightarrow t^{1+\alpha}$ with $\alpha \in [0, 1[$ and I an open interval in \mathbb{R}_+^* . Let $K = \text{graph}(f)$ then $\mathcal{M}(K) = \emptyset$.*

Proof. We suppose that the result does not hold, *i.e.* that $\mathcal{M}(K) \neq \emptyset$. Therefore there exists $p = (u, v) \in \mathcal{M}(K)$ and $q_1 = (t_1, f(t_1))$, $q_2 = (t_2, f(t_2))$ are two projections of p onto K , with $t_1 \neq t_2$. We can assume that $t_2 > t_1 > 0$. We have that $d_K(q_1) = d_K(q_2)$ thus it verifies

$$(t_1 - u)^2 + (f(t_1) - v)^2 = (t_2 - u)^2 + (f(t_2) - v)^2. \quad (5.12)$$

Expanding the equation, we get a linear equation in u and v

$$2(t_1 - t_2)u + 2(f(t_1) - f(t_2))v + [t_2^2 - t_1^2 + (f^2(t_2) - f^2(t_1))] = 0.$$

According to Lemma 3.1, since $p - q_i$ is orthogonal to $(1, f'(t_i))$, we have

$$(t_1 - u) + f'(t_1)(f(t_1) - v) = 0 \quad \text{and} \quad (t_2 - u) + f'(t_2)(f(t_2) - v) = 0. \quad (5.13)$$

Thus $(1 \ u \ v)^T$ is a solution of the following linear system of 3 equations:

$$\begin{pmatrix} (t_2^2 - t_1^2) + (f^2(t_2) - f^2(t_1)) & 2(t_1 - t_2) & 2(f(t_1) - f(t_2)) \\ -t_1 - f'(t_1)f(t_1) & 1 & f'(t_1) \\ -t_2 - f'(t_2)f(t_2) & 1 & f'(t_2) \end{pmatrix} \begin{pmatrix} 1 \\ u \\ v \end{pmatrix} = \begin{pmatrix} 0 \\ 0 \\ 0 \end{pmatrix}$$

In order for this system to have a solution, the determinant of the matrix must vanish. Expanding the expression of that determinant with respect to the first row, we obtain

$$\begin{aligned} & -t_1^{2+3\alpha} \cdot (1+\alpha) + t_1^{2+2\alpha} t_2^\alpha \cdot (1+\alpha)(1+2\alpha) - t_1^{2+\alpha} \cdot (1-\alpha) + t_1^2 t_2^\alpha \cdot (1+\alpha) - t_1^{1+2\alpha} t_2^{1+\alpha} \cdot (1+\alpha) 2\alpha \\ & - t_1^{1+\alpha} \cdot (t_2^{1+2\alpha} \cdot (1+\alpha) 2\alpha + t_2 \cdot 2\alpha) - t_1 t_2^{1+\alpha} \cdot 2\alpha + t_1^\alpha \cdot ((1+\alpha) t_2^2 + (1+\alpha)(1+2\alpha) t_2^{2+2\alpha}) \\ & - ((1-\alpha) t_2^{2+\alpha} + (1+\alpha) t_2^{2+3\alpha}) = 0. \end{aligned}$$

By grouping terms of the same power and factor, we get

$$\begin{aligned} & (1+\alpha) \left[t_1^{2+2\alpha} t_2^\alpha + t_1^\alpha t_2^{2+2\alpha} - t_1^{2+3\alpha} - t_2^{2+3\alpha} \right] + (1+\alpha) 2\alpha \left[t_1^{2+2\alpha} t_2^\alpha + t_1^\alpha t_2^{2+2\alpha} - t_1^{1+2\alpha} t_2^{1+\alpha} - t_1^{1+\alpha} t_2^{1+2\alpha} \right] \\ & + (1+\alpha) \left[t_1^2 t_2^\alpha + t_1^\alpha t_2^2 - t_1^{2+\alpha} - t_2^{2+\alpha} \right] + 2\alpha \left[t_1^{1+\alpha} t_2 + t_1 t_2^{1+\alpha} - t_1^{2+\alpha} - t_2^{2+\alpha} \right] = 0 \end{aligned}$$

Factoring, this gives us

$$\begin{aligned} & (1+\alpha) \left[(t_2^{2+2\alpha} - t_1^{2+2\alpha}) (t_1^\alpha - t_2^\alpha) - 2\alpha (t_1^{1+2\alpha} t_2^\alpha - t_1^{1+\alpha} t_2^{1+2\alpha}) (t_1 - t_2) \right] \\ & + (1+\alpha) (t_2^2 - t_1^2) (t_1^\alpha - t_2^\alpha) - 2\alpha (t_1^{1+\alpha} - t_1^{1+\alpha}) (t_1 - t_2) = 0 \end{aligned}$$

To complete the proof, it suffices to check that, for all $t_2 > t_1$, the following two inequalities:

$$\begin{aligned} & (t_2^{2+2\alpha} - t_1^{2+2\alpha}) (t_2^\alpha - t_1^\alpha) > 2\alpha (t_1^{1+2\alpha} t_2^\alpha - t_2^{1+2\alpha} t_1^\alpha) (t_2 - t_1) \\ & (1+\alpha) (t_2^2 - t_1^2) (t_2^\alpha - t_1^\alpha) > 2\alpha (t_2^{1+\alpha} - t_1^{1+\alpha}) (t_2 - t_1) \end{aligned}$$

which are equivalent to

$$\begin{aligned} & t_2^{1+2\alpha} - t_1^{1+2\alpha} > (1+2\alpha) (t_2^{1+\alpha} t_1^\alpha - t_2^\alpha t_1^{1+\alpha}) \\ & (1+\alpha) (t_2 + t_1) (t_2^\alpha - t_1^\alpha) > 2\alpha (t_2^{1+\alpha} - t_1^{1+\alpha}). \end{aligned}$$

These inequalities are proved in Lemma 5.4. □

LEMMA 5.4. *Let $\alpha \in [0, 1[$ and $t_2 > t_1 \geq 0$ then*

$$\begin{aligned} & t_2^{1+2\alpha} - t_1^{1+2\alpha} > (1+2\alpha) (t_2^{1+\alpha} t_1^\alpha - t_2^\alpha t_1^{1+\alpha}) \\ & (1+\alpha) (t_2 + t_1) (t_2^\alpha - t_1^\alpha) > 2\alpha (t_2^{1+\alpha} - t_1^{1+\alpha}) \end{aligned}$$

Proof. For the first inequality, let $x \in [t_1, \infty[$ and

$$f(x) := x^{1+2\alpha} - t_1^{1+2\alpha} - (1+2\alpha)(x^{1+\alpha} t_1^\alpha - x^\alpha t_1^{1+\alpha}).$$

Differentiating, we get

$$f'(x) = (1+2\alpha) x^{2\alpha} - (1+\alpha)(1+2\alpha) x^\alpha t_1^\alpha + \alpha(1+2\alpha) \frac{t_1^{1+\alpha}}{x^{1-\alpha}}.$$

We define

$$g(x) := x^{1-\alpha} f'(x) = (1+2\alpha) x^{1+\alpha} - (1+\alpha)(1+2\alpha) x t_1^\alpha + \alpha(1+2\alpha) t_1^{1+\alpha}$$

and by differentiating

$$g'(x) = (1+\alpha)(1+2\alpha)(x^\alpha - t_1^\alpha).$$

For all $x > t_1$, we have $g'(x) > 0$. Thus g' is a strictly increasing function and since $g(t_1) = 0$, we have that g is strictly positive on $]t_1, +\infty[$. The same goes for f' and thus f is strictly increasing on $]t_1, +\infty[$. Since $f(t_1) = 0$, $f(x) > 0$ for all $x > t_1$. Therefore the first inequality is true. The other inequality is shown similarly. □

Using Lemma 5.3, we can fully determine the medial axis.

LEMMA 5.5. *For every $\alpha \in [0, 1[$, the medial axis of the curve \mathcal{C}_α is given by*

$$\mathcal{M}(\mathcal{C}_\alpha) = \{0\} \times \mathbb{R}_+^*.$$

Furthermore, every point $p \in \mathcal{M}(\mathcal{C}_\alpha)$ has exactly two projections $q_1 \neq q_2$ that are symmetric with respect to the axis $x = 0$.

Proof. Let $p = (u, v) \in \mathcal{M}(\mathcal{C}_\alpha)$ and $q_1 = (t_1, f(t_1))$, $q_2 = (t_2, f(t_2))$ be two projections of p on K . By symmetry of the curve and by Lemma 5.3, we can assume that $t_1 > 0$ and $t_2 \leq 0$.

We are first going to show that $t_2 < 0$. We suppose that $t_2 = 0$, which implies that the normal to $q_2 = (0, 0)$ is vertical. Therefore p must be in $\{0\} \times \mathbb{R}_+^*$, thus $u = 0$. By Equations (5.13) and (5.12), we have

$$\begin{cases} t_1^2 + (f(t_1) - v)^2 = v^2 \\ t_1 + f'(t_1)(f(t_1) - v) = 0 \end{cases}$$

Since $f(t) = t^{1+\alpha}$ on \mathbb{R}_+^* and $t_1 > 0$, we get

$$\begin{cases} t_1^2 + t_1^{2(1+\alpha)} - 2v t_1^{1+\alpha} = 0 \\ t_1 + (1 + \alpha) t_1^{1+2\alpha} - (1 + \alpha)v t_1^\alpha = 0 \end{cases},$$

that implies after computation

$$0 < t_1^{2\alpha} = 1 - \frac{2}{1 + \alpha} \leq 0$$

which is absurd. Therefore, we have $t_2 < 0$.

Now, we want to prove that $p = (u, v) \in \{0\} \times \mathbb{R}_+^*$. Let us first suppose that $u \neq 0$. By symmetry of f , we can assume $u > 0$. Thus, we have

$$\begin{aligned} d_{\mathcal{C}_\alpha}(p) &= \|p - q_2\| = \sqrt{(t_2 - u)^2 + (f(t_2) - v)^2} \\ &> \sqrt{(-t_2 - u)^2 + (f(t_2) - v)^2} = \|(-t_2, f(-t_2)) - p\| \geq d_{\mathcal{C}_\alpha}(p), \end{aligned}$$

which is a contradiction. According to Equation (5.13), we have

$$t_1 + f'(t_1)(f(t_1) - v) = 0$$

thus $v > f(t_1) > 0$ since $t_1 > 0$. We have shown that $(u, v) \in \{0\} \times \mathbb{R}_+^*$.

For the converse, let $p = (0, v) \in \{0\} \times \mathbb{R}_+^*$. The set $\Gamma_{\mathcal{C}_\alpha}(p)$ of projections of p is given by the minimizers of the following function

$$g : t \in \mathbb{R} \mapsto \|p - (t, f(t))\|^2 = t^2 + (t^{1+\alpha} - v)^2.$$

We find out that the minimum of g is reached for $t_{\min} > 0$ and $-t_{\min}$. More precisely, we have $t_{\min} = h^{-1}(v)$ where

$$h : t \in \mathbb{R}_+ \mapsto \frac{t^{1-\alpha}}{1 + \alpha} + t^{1+\alpha} \in \mathbb{R}_+$$

is a one-to-one map. This implies that $\Gamma_{\mathcal{C}_\alpha}(p)$ contains the two points $q_1 = (t_{\min}, f(t_{\min}))$ and $q_2 = (-t_{\min}, f(-t_{\min}))$. Hence $p \in \mathcal{M}(\mathcal{C}_\alpha)$. \square

5.2 Proof of Proposition 5.1

LEMMA 5.6. *Let $\alpha \in [0, 1[$. The graph of the critical function $\chi : \mathbb{R}_+ \rightarrow \mathbb{R}$ of \mathcal{C}_α is parametrized by*

$$t \in \mathbb{R}^+ \mapsto \begin{pmatrix} \tilde{d}(t) \\ \chi(\tilde{d}(t)) \end{pmatrix} = \begin{pmatrix} t \left(1 + \frac{1}{f'(t)^2} \right)^{\frac{1}{2}} \\ \left(f'(t)^2 + 1 \right)^{-\frac{1}{2}} \end{pmatrix},$$

with $f : t \in \mathbb{R} \rightarrow |t|^{1+\alpha}$.

Proof. By Lemma 5.5, for every $p = (0, v) \in \mathcal{M}(\mathcal{C}_\alpha)$, we have $\Gamma_{\mathcal{C}_\alpha}(p) = \{q_1, q_2\}$, with $t > 0$, $q_1 = (t, f(t))$ and $q_2 = (-t, f(-t))$. We then get

$$\Omega_{\mathcal{C}_\alpha}(p) = \frac{q_1 + q_2}{2} = (0, f(t)).$$

Setting $d = d_{\mathcal{C}_\alpha}(p)$, we get

$$\|\nabla d_{\mathcal{C}_\alpha}(p)\|^2 = \frac{\|p - \Omega_{\mathcal{C}_\alpha}(p)\|^2}{d^2} = \frac{(v - f(t))^2}{d^2}.$$

Equations (5.13) and (5.12) give

$$t + f'(t)(f(t) - v) = 0 \quad \text{and} \quad d^2 = t^2 + (v - f(t))^2$$

which implies

$$d^2 = t^2 \left(1 + \frac{1}{f'(t)^2} \right)$$

and thus

$$\|\nabla d_{\mathcal{C}_\alpha}(p)\|^2 = \frac{\left(\frac{t}{f'(t)} \right)^2}{t^2 + \left(\frac{t}{f'(t)} \right)^2} = \frac{1}{1 + f'(t)^2}.$$

We remark that the function $\tilde{d} : t \mapsto t^2 \left(1 + \frac{1}{f'(t)^2} \right)$ is strictly monotone and therefore bijective from \mathbb{R}_+ to \mathbb{R}_+ . Thus, for any $d > 0$, there is a unique associate value of t and thus a unique point on the medial axis. It follows that

$$\|\nabla d_{\mathcal{C}_\alpha}(p)\| = \chi(d).$$

□

Proof of Proposition 5.1. We see d as a function of t and denote it by $d = \tilde{d}(t)$. By Lemma 5.6 and from the expression of f , we deduce

$$\tilde{d}(t)^2 \underset{t \rightarrow 0}{\sim} \frac{1}{(1 + \alpha)^2} t^{2(1-\alpha)} \quad \text{and} \quad 1 - \chi^2(\tilde{d}(t)) \underset{t \rightarrow 0}{\sim} (1 + \alpha)^2 t^{2\alpha}.$$

Elevating $\tilde{d}(t)$ to the power $\frac{2\alpha}{1-\alpha}$, we obtain according to the operating rules for equivalents

$$t^{2\alpha} \underset{t \rightarrow 0}{\sim} (1 + \alpha)^{\frac{2\alpha}{1-\alpha}} \tilde{d}(t)^{\frac{2\alpha}{1-\alpha}}.$$

We then replace in the expression of χ^2 :

$$1 - \chi^2(\tilde{d}(t)) \underset{t \rightarrow 0}{\sim} (1 + \alpha)^{\frac{2}{1-\alpha}} \tilde{d}(t)^{\frac{2\alpha}{1-\alpha}}.$$

Since the limit of \tilde{d} is zero when t tends to zero, we also have

$$1 - \chi^2(d) \underset{d \rightarrow 0}{\sim} (1 + \alpha)^{\frac{2}{1-\alpha}} d^{\frac{2\alpha}{1-\alpha}}.$$

□

Proof of corollary 5.2. According to Lemma 5.6, we have

$$\begin{cases} \chi(d) = \left((1 + \alpha)^2 t^{2\alpha} + 1 \right)^{-\frac{1}{2}} \\ d^2 = t^2 \left(1 + \frac{1}{(1 + \alpha)^2 t^{2\alpha}} \right). \end{cases}$$

We then fix α and consider t as a function of d . We also suppose that $0 < \alpha < 1$. By differentiating the first equation, we get

$$\chi'(d) = \frac{-\alpha(1 + \alpha)^2}{(t^{2\alpha}(1 + \alpha)^2 + 1)^{\frac{3}{2}}} \cdot t'(d) \cdot (t(d))^{2\alpha-1}.$$

By doing the same with the square root of the second line of the system, we get

$$1 = t'(d) \left(\frac{1}{(t(d))^\alpha} \sqrt{(t(d))^{2\alpha} + \frac{1}{(1 + \alpha)^2}} - \frac{\alpha}{(1 + \alpha)^2} \frac{1}{(t(d))^\alpha \sqrt{(t(d))^{2\alpha} + \frac{1}{(1 + \alpha)^2}}} \right)$$

Since $t(0) = 0$, we have

$$t'(d) \underset{d \rightarrow 0}{\sim} \frac{1}{\left(\frac{1}{t(d)} \right)^\alpha \left(\sqrt{\frac{1}{(1 + \alpha)^2}} - \frac{\alpha}{(1 + \alpha)^2} \frac{1}{\sqrt{\frac{1}{(1 + \alpha)^2}}} \right)} \underset{d \rightarrow 0}{\sim} \frac{1 + \alpha}{1 - \alpha} (t(d))^\alpha.$$

Now, we would like to have a equivalent of t as a function of d . By using the second equation, we obtain

$$\frac{d^2}{(t(d))^2} (1 + \alpha)^2 (t(d))^{2\alpha} = (1 + \alpha)^2 (t(d))^{2\alpha} + 1$$

and thus we obtain the following equivalent

$$d \underset{d \rightarrow 0}{\sim} \frac{1}{(1 + \alpha)} (t(d))^{1-\alpha} \text{ et } t(d) \underset{d \rightarrow 0}{\sim} ((1 + \alpha)d)^{\frac{1}{1-\alpha}}$$

Finally, we can find an equivalent of χ' at zero

$$\chi'(d) \underset{d \rightarrow 0}{\sim} -\frac{\alpha(1 + \alpha)^3}{1 - \alpha} \cdot (t(d))^{3\alpha-1} \underset{d \rightarrow 0}{\sim} -\frac{\alpha(1 + \alpha)^{3+\frac{3\alpha+1}{1-\alpha}}}{1 - \alpha} \cdot d^{\frac{3\alpha-1}{1-\alpha}} \underset{d \rightarrow 0}{\sim} -\frac{\alpha(1 + \alpha)^{\frac{2}{1-\alpha}}}{1 - \alpha} \cdot d^{\frac{3\alpha-1}{1-\alpha}}.$$

□

References

- [1] Patrik Andersson. Characterization of pointwise hölder regularity. *Applied and Computational Harmonic Analysis*, 4(4):429–443, 1997.
- [2] Frédéric Chazal, David Cohen-Steiner, and André Lieutier. A sampling theory for compact sets in euclidean space. In *Proceedings of the twenty-second annual symposium on Computational geometry*, pages 319–326, 2006.

- [3] Frédéric Chazal, David Cohen-Steiner, and André Lieutier. A Sampling Theory for Compact Sets in Euclidean Space. *Discrete and Computational Geometry*, 41(3):461–479, April 2009.
- [4] Frédéric Chazal, David Cohen-Steiner, and André Lieutier. Normal cone approximation and offset shape isotopy. *Computational Geometry*, 42(6-7):566–581, 2009.
- [5] Frédéric Chazal, David Cohen-Steiner, André Lieutier, and Boris Thibert. Shape smoothing using double offsets. In *Proceedings of the 2007 ACM symposium on Solid and physical modeling*, pages 183–192, 2007.
- [6] Frédéric Chazal, David Cohen-Steiner, André Lieutier, and Boris Thibert. Stability of curvature measures. In *Computer Graphics Forum*, volume 28, pages 1485–1496. Wiley Online Library, 2009.
- [7] David Cohen-Steiner and Jean-Marie Morvan. Second fundamental measure of geometric sets and local approximation of curvatures. *Journal of Differential Geometry*, 74(3):363–394, 2006.
- [8] Antoine Commaret. *Géométrie Persistante*. Phd thesis, Université Côte d’Azur, 12 2024.
- [9] N.V. Efimov. Generation of singularities on surfaces of negative curvature. *Matematicheskii Sbornik*, 106(2):286–320, 1964.
- [10] Herbert Federer. Curvature measures. *Transactions of the American Mathematical Society*, 93(3):418–491, 1959.
- [11] Joseph Fu. Tubular neighborhoods in euclidean spaces. *Duke Math. J.*, 52(4):1025–1046, 1985.
- [12] Joseph HG Fu. Convergence of curvatures in secant approximations. *Journal of Differential Geometry*, 37(1):177–190, 1993.
- [13] Heinrich Jung. Ueber die kleinste kugel, die eine räumliche figur einschliesst. *Journal für die reine und angewandte Mathematik (Crelles Journal)*, 1901(123):241–257, 1901.
- [14] N. Kuiper. On C^1 -isometric imbeddings. *Indag. Math.*, 17:545–555, 1955.
- [15] N. Kuiper. On C^1 -isometric imbeddings. ii. *Indag. Math.*, 17:683–689, 1955.
- [16] André Lieutier and Mathijs Wintraecken. Manifolds of positive reach, differentiability, tangent variation, and attaining the reach. *arXiv preprint arXiv:2412.04906*, 2024.
- [17] André Lieutier. Any open bounded subset of \mathbb{R}^n has the same homotopy type as its medial axis. *Computer-Aided Design*, 36(11):1029–1046, 2004. Solid Modeling Theory and Applications.
- [18] Alexander Lytchak. Almost convex subsets. *Geometriae Dedicata*, 115(1):201–218, 2005.
- [19] John Milnor. *Topology from the Differentiable Viewpoint*. University Press of Virginia, 1965.
- [20] J. F. Nash. C^1 -isometric imbeddings. *Ann. of Math.*, 60(3):383–396, 1954.
- [21] Jan Rataj and Luděk Zajíček. On the structure of sets with positive reach. *Mathematische Nachrichten*, 290(11-12):1806–1829, 2017.

- [22] D. Ruelle. *Elements of Differentiable Dynamics and Bifurcation Theory*. Academic Press, 1989.
- [23] Sebastian Scholtes. On hypersurfaces of positive reach, alternating steiner formulae and hadwiger’s problem. *arXiv preprint arXiv:1304.4179*, 2013.
- [24] Christoph Thäle. 50 years sets with positive reach—a survey. *Surveys in Mathematics and its Applications*, 3:123–165, 2008.