

The Directions of Technical Change*

Miklós Koren

CEU, KRTK, CEPR, CESifo

miklos@koren.work

Zsófia Bárány

CEU, CEPR, HSOE, ROA

baranyzs@ceu.edu

Ulrich Wohak

CEU

wohaku@ceu.edu

February 16, 2026

Generative AI is a directional technology: it excels at some task combinations and performs poorly at others. Knowledge work is also directional and endogenous: workers can satisfy their job requirements with different combinations of tasks. Studying AI adoption by knowledge workers hence requires comparing two vectors. We develop a high-dimensional model of task choice and technology adoption, with otherwise standard neoclassical assumptions. AI is adopted when its direction is aligned with what the worker values at the margin—the worker’s shadow prices, rather than with what the worker actually does—their activity vector. This yields a cone of adoption that widens as AI capability grows; near the entry threshold, small improvements in capability translate into large expansions in the set of adopted directions. Adoption also has a structured intensive margin: a tool can be worth using but not worth using all the time, generating a region of stable hybrid production between an entry threshold and an all-in threshold. We also show how to derive shadow prices as explicit functions of observable skill and requirement vectors. The framework explains rapid adoption in aligned occupations, heterogeneous adoption elsewhere, and weak correlation with one-dimensional skill measures: the key heterogeneity is directional alignment, not skill level.

1 Introduction

Generative artificial intelligence (GenAI) based on large language models (Vaswani et al., 2017) shares features of general-purpose technologies (Eloundou et al., 2023) but differs from earlier automation in two ways. First, individual workers can adopt GenAI quickly in knowledge work: the interface is general-purpose and the main inputs are time and attention rather than specialized capital. Adoption can therefore spread through informal and unregulated channels inside organizations.¹ Second, capabilities improve quickly but

*We thank Gergely Szertics and seminar audience at CEU for helpful comments. This project was funded by the European Research Council (ERC Advanced Grant agreement number 101097789). The views expressed in this research are those of the authors and do not necessarily reflect the official view of the European Union or the European Research Council. Project no. 144193 has been implemented with the support provided by the Ministry of Culture and Innovation of Hungary from the National Research, Development and Innovation Fund, financed under the KKP_22 funding scheme.

¹On worker-driven adoption ("shadow IT"), see Klotz et al. (2019); Raković et al. (2020); for rapid early diffusion, see UBS (2023).

unevenly across tasks.² Taken together, these features make it harder to predict who adopts AI and who gains from it.

Measured productivity effects are mixed and do not map cleanly to any single notion of skill. In some settings, usage is already pervasive and mediated by tools that translate intent into working output; in others, adoption is slower and gains depend on complementary investments by firms.³ Existing frameworks often compress heterogeneity into task or worker groups or a scalar exposure index, which can obscure the direction-by-direction nature of adoption and motivate a multidimensional model.

To address this, we develop a model where both jobs and AI systems are explicitly multidimensional. A job is a bundle of tasks (Autor, 2013, 2025), and a worker chooses her task mix to maximize output subject to a time or attention budget. Skills shape the feasible set of task combinations, while job requirements shape the value of tasks in production. We model AI as a directional technology that produces tasks in fixed proportions. Using AI requires supervision—time the worker cannot spend on her own production. Because supervision draws on the same scarce budget, adoption is a team-production problem: the combined feasible set is a weighted sum of the worker’s own capabilities and those of AI. When their capabilities point in different directions, the joint production set expands beyond what either achieves in isolation.⁴ The key analytical step is to evaluate a technology direction at the worker’s marginal valuation: at the optimum, shadow prices convert any task direction into a payoff-relevant scalar.

The model yields a simple organizing prediction: adoption is governed by alignment between the AI direction and what the worker values at the margin. AI is adopted when its direction is sufficiently aligned with the worker’s shadow prices, which are in general different from the worker’s observed activity mix.

We make six contributions.

1. **Explain nonlinear adoption without frictions.** The model generates a sharp capability threshold for adoption even in a frictionless neoclassical setting. Near this threshold, small improvements in AI capability produce large expansions in the set of adopted tasks. This provides a clean economic explanation for why usage can suddenly take off without invoking hype, network effects, or fixed costs.
2. **Separate absolute from comparative advantage.** Technological superiority is necessary but not sufficient: AI is used only when its strengths align with what is scarce at the margin in a given worker–job match. This explains why powerful tools are sometimes ignored and why adoption varies widely across firms and roles.

²For software engineering benchmarks, see SWE-bench (Jimenez et al., 2024). The unevenness is described as a "jagged technological frontier" by Dell’Acqua et al. (2023) and quantified more broadly by Hendrycks et al. (2025).

³Evidence on productivity effects is mixed across settings and designs; see, e.g., Dell’Acqua et al. (2023); Benzell and Myers (2026) and firm-level evidence on complementarity in Aldasoro et al. (2026).

⁴The logic extends to AI that can flexibly combine a small number of task directions in a high-dimensional space; see Kaushik et al. (2025).

3. **Reframe AI as team production.** Because AI requires supervision and consumes time and attention, it competes for the same scarce resource as human work. Adoption is therefore a collaboration decision evaluated at shadow prices, not a simple capital–labor substitution story. This shifts the discussion from replacement to directed co-production.
4. **Introduce a structured intensive margin.** There are two adoption thresholds in our model: an entry threshold and an all-in threshold. Between them, optimal AI use is partial, generating stable hybrid production rather than immediate automation.
5. **Establish the worker–job match as the unit of analysis.** Adoption depends on the interaction between worker skills and job requirements, not on workers or occupations in isolation. Shadow prices are match-specific, so asking which jobs or which workers are at risk is incomplete without specifying the pairing.
6. **Break the scalar exposure paradigm.** Adoption cannot be summarized by a one-dimensional skill or exposure index. The relevant sufficient statistic is a vector of shadow prices reflecting multidimensional alignment. As a result, common exposure rankings may systematically misclassify who adopts and who benefits.

These results imply that scalar exposure rankings are generally not sufficient statistics for adoption.

To make the mechanism transparent, our method is intentionally neoclassical. We study a worker doing a given job and abstract from governance and principal-agent frictions, so the worker maximizes output. We characterize autarky task choice using a trade-style duality argument (Dixit and Norman, 1980), which yields shadow (autarky) prices even though tasks are not traded on any market. We then introduce AI as a directional technology that competes for the same scarce budget and derive adoption and intensity conditions in terms of capability and alignment.

For interpretation and measurement, we provide a CES-CET parametric specialization that expresses shadow prices as explicit functions of skill and requirement vectors. The key parameters are the elasticity of substitution across tasks in production (σ) and the elasticity of transformation in resource use (γ). When $\gamma \rightarrow 0$, workers are rigid specialists and skills alone determine autarky prices; when $\gamma \rightarrow \infty$, workers are perfectly flexible and job requirements alone matter. Symmetric logic applies to σ : low values make tasks strong complements, high values make them close substitutes. In general, both worker skills and job requirements shape autarky prices, consistent with within-job task reallocation (Spitz-Oener, 2006).

The framework also has limitations that suggest where the economics of GenAI must ultimately go. By design, we hold the worker-AI match fixed and treat adoption as an individual optimization problem. We do not model sorting—which tools a worker selects and which workers a tool is designed for—or how organizations structure human-AI teams. In practice, firms set policies, provide complementary investments, and may restrict or encourage usage (Aldasoro et al., 2026). We also treat the technology as

exogenous and focus on the worker side of adoption rather than on how training data and market incentives shape the direction of AI capabilities. These abstractions isolate a basic mechanism—directional alignment at shadow prices—that can be embedded in richer models of organizational choice, market structure, and dynamic capability change.

The remainder of the paper proceeds as follows. Section 2 develops the model of task choice and directional technology adoption, derives the adoption condition and the cone of adoption, and characterizes the intensive margin. Section 3 provides a CES-CET parametric specification that yields closed-form expressions for shadow prices and adoption thresholds. Section 4 positions the framework relative to prior task-based models and discusses interpretation, limitations, and connections to the emerging evidence. The Appendix collects proofs and the parametric derivations.

2 A Model of Digital Technology Adoption

We study a worker doing a given job. We do not model labor market, governance, or principal-agent frictions; consequently, the worker maximizes output. This is the outcome of a richer model in which both employer and worker can observe and contract on task execution. We take the worker-job match as fixed and reserve the study of sorting to future work.

The worker chooses how much to do of each of N tasks. Denote the task quantities by the vector $x \in \mathbb{R}_+^N$. The set of task bundles the worker can complete in one workday (or other unit of scarce resource) is given by the set X_A , characterized by its *resource use function* g ,

$$X_A = \{x : g(x) \leq B\}.$$

Here B is the amount of the scarce resource (“budget”) the worker has available. We interpret the budget as time or attention, not money. This is a key feature of digital technology adoption: the binding constraint is typically the worker’s cognitive capacity and hours, not financial cost. The set X_A is called the *Production Possibilities Set* (PPS).

Assumption 2.1 (Resource use function). The *resource use function* $g : \mathbb{R}_+^N \rightarrow \mathbb{R}_+$ is (i) convex, (ii) homogeneous of degree one, (iii) increasing in each component, and (iv) $g(0) = 0$. These properties make the feasible set $X_A = \{x : g(x) \leq B\}$ convex, scalable with the budget, and closed under free disposal. We do not require g to be differentiable or strictly convex.

Assumption 2.2 (Production function). The production function $F : \mathbb{R}_+^N \rightarrow \mathbb{R}_+$ is (i) homogeneous of degree one (constant returns to scale), (ii) strictly quasi-concave (upper contour sets $\{x : F(x) \geq c\}$ are strictly convex), and (iii) twice continuously differentiable on \mathbb{R}_{++}^N with $\nabla F(x) \neq 0$ for all $x \in \mathbb{R}_{++}^N$. Strict quasi-concavity

ensures that the optimum, when interior, is unique and the supporting hyperplane is pinned down by ∇F .

Definition 2.1 (Task allocation problem). Given a resource use function g , a production function F , and a budget $B > 0$, the worker's *task allocation problem* is

$$\max_{x \in \mathbb{R}_+^N} F(x) \quad \text{s.t.} \quad g(x) \leq B.$$

The worker chooses the task bundle that maximizes output subject to the constraint that total resource use does not exceed the budget.

Proposition 2.1 (Existence). *Under Assumptions 2.1 and 2.2, a solution to the task allocation problem (Definition 2.1) exists.*

Proof. The feasible set X_A is closed (preimage of $(-\infty, B]$ under continuous g) and bounded (homogeneity and monotonicity of g imply $g(x) \rightarrow \infty$ as $\|x\| \rightarrow \infty$). The objective F is continuous (C^2 implies continuity). Existence follows from Weierstrass's theorem. \square

We denote any solution by x_A .

Definition 2.2 (Shadow prices). A *shadow price* vector $p \in \mathbb{R}_+^N$ is the outward normal to a hyperplane supporting the Production Possibility Set at the optimum. We normalize all price vectors to have unit Euclidean length, $\|p\|_2 = 1$.

Proposition 2.2 (Autarky price characterization). *A task bundle x_A solves the task allocation problem if and only if there exists an autarky price vector p_A such that (i) x_A maximizes revenue $R = p'_A x$ subject to $g(x) \leq B$, and (ii) x_A maximizes output $F(x)$ subject to $p'_A x \leq R$. Moreover, if $x_A \in \mathbb{R}_{++}^N$, then p_A is unique.*

Proof. The first part follows from a standard tangency argument: at the optimum, a supporting hyperplane separates the feasible set from higher-output bundles, and its normal vector can be interpreted as implicit (autarky) task prices. When $x_A \in \mathbb{R}_{++}^N$, strict quasi-concavity of F (Assumption 2.2) implies that $\nabla F(x_A)$ uniquely pins down the supporting hyperplane, making p_A unique even if g is not differentiable at x_A . \square

Figure 1 shows optimal task allocation with smooth g and F functions. The worker chooses the task bundle x_A that maximizes output $F(x)$ subject to the Production Possibility

Set (PPS). The autarky price vector p_A is normal to the supporting hyperplane at the optimum. The boundary of the PPS is called the Production Possibility Frontier (PPF).

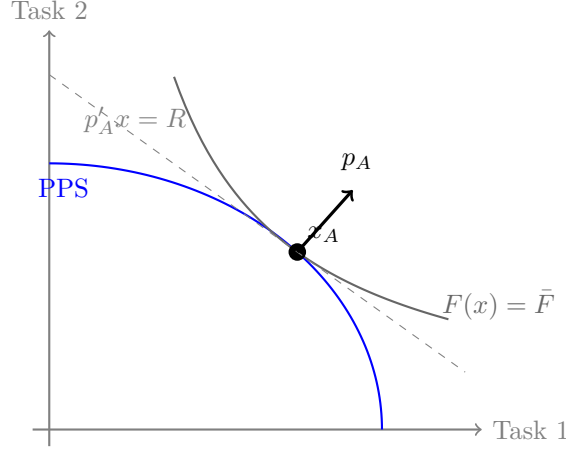


Figure 1: Task allocation in autarky

For notational convenience, we introduce the *unit revenue* function as

$$\varrho(p) = \frac{1}{B} \max_{x: g(x) \leq B} p'x = \max_{x: g(x) \leq 1} p'x$$

that shows, for every possible set of prices, the maximum “revenue” the worker can achieve using only human activities for one unit of time (or resource).⁵ Clearly, $\varrho(p)$ is homogeneous of degree one and convex.

2.1 Technology expands the production possibilities set

We model AI as a directional technology capable of executing tasks in fixed proportions. Concretely, AI produces tasks in a fixed mix t , scaled up by an intensity $\lambda \geq 0$. We normalize $\|t\| = 1$ so that t only represents a *direction*, not a length. Elements are $t_i \geq 0$ but may be zero in any particular direction. For example, AI may not be able to help in manual tasks.

We first discuss the properties and the effects of a single technology. We generalize the technology adoption problem to multiple directional technologies in Section 2.4.

To use AI, the worker has to use some of the same resources that constrain them in their own work. For example, instructing AI agents and reviewing their work takes time, and this limits the amount of AI that can be used in a workday.⁶ We assume AI is competing for the same resource budget B , so if the worker spends a fraction λ of their budget

⁵Geometrically, this function represents a directional diameter of the PPS X_A . While the extent of X_A is limited in each direction x by $g(x) \leq B$, this function converts the directional extent into an inner product.

⁶Time as a binding constraint is central to the economics of digital goods. Goodman et al. (2026) leverage Becker’s time allocation theory to study consumer demand for time-intensive platforms like Facebook and Instagram, finding that time shares and time costs significantly influence substitution patterns across online activities.

working with AI, only $(1 - \lambda)B$ is left for doing other tasks.⁷ We denote the *capability* of technology with $\chi \geq 0$, which acts as a productivity shifter. A unit of technology $\|t\|$ costs $1/\chi$ units of the resource B . Continuing with the AI example, more capable AI tools can get more done per hour of human supervision.

Definition 2.3 (Technology). A *technology* is a pair (t, χ) . The vector $t \in \mathbb{R}_+^N$ with $\|t\|_2 = 1$ is the *direction* (which tasks the technology performs, and in what proportions). The scalar $\chi \geq 0$ is the *capability* (how many units of tasks the technology produces per unit of resource spent supervising it).

Allocating r units of resource to technology yields $r\chi t$ units of tasks. When the worker allocates a fraction $\lambda \in [0, 1]$ of their budget B to technology, they obtain $\lambda B\chi t$ from technology and have $(1 - \lambda)B$ resources left for human work.

Definition 2.4 (Technology Adoption Problem). Given technology (t, χ) and budget B , the worker chooses technology intensity $\lambda \in [0, 1]$ and human task allocation x_H to maximize output $F(x_H + \lambda B\chi t)$ subject to $g(x_H) \leq (1 - \lambda)B$.

The Production Possibility Set with technology is the set of all task bundles the worker can achieve by combining human work with (possibly partial) use of technology, allowing free disposal of any tasks:

$$X_T = \left\{ z \in \mathbb{R}_+^N : z \leq x_H + \lambda B\chi t, g(x_H) \leq (1 - \lambda)B, \lambda \in [0, 1] \right\}.$$

The inequality $z \leq x_H + \lambda B\chi t$ (componentwise) reflects free disposal: the worker can always discard output in any task. The autarky PPS X_A already satisfies free disposal (Assumption 2.1), but the technology contribution $\lambda B\chi t$ is a single point in task space. Without the free disposal clause, X_T would not be downward-closed in the technology direction.

As can already be seen from the definition, technology expands the production possibilities set into a convex hull, as we state formally below. Figure 2 illustrates the geometry. The worker allocates a fraction λ of the budget to using technology (vector y) and a fraction $1 - \lambda$ to their own work. The optimal allocation lies on the tangent line from y to the Production Possibility Set. Point a represents own work, and the line segment from a to b represents the contribution of technology.

⁷For simplicity, we assume there is a linear transformation between resources spent on AI supervision and resources spent on human work. This is eminently true if the resource is time: one hour lost on an activity is one hour gained on another. A more general formulation could model the production possibilities set as constrained by several resources, such as time, attention, mental energy, and AI may not use them in the same proportion as human tasks. We conjecture our results would survive as long as AI is sufficiently substitutable to human tasks in the resource constraint.

Proposition 2.3 (Technology expands PPS to convex hull). *The Production Possibility Set with technology adoption equals the convex hull of the autarky PPS and the technology point, closed under free disposal:*

$$X_T = \text{conv}(X_A \cup \{B\chi t\}) - \mathbb{R}_+^N,$$

where the subtraction denotes the Minkowski difference (i.e., for any z in the convex hull, all $z' \leq z$ with $z' \geq 0$ are also in X_T). Since X_A is already downward-closed, this simplifies to $X_T = \text{conv}(X_A \cup \{B\chi t\})$ whenever the technology point $B\chi t$ is dominated componentwise by some element of X_A , and otherwise augments the convex hull by the free-disposal region below the technology point.

Proof. Any $z \in X_T$ satisfies $z \leq (1 - \lambda)\tilde{x} + \lambda(B\chi t)$ for some $\tilde{x} = x_H/(1 - \lambda) \in X_A$ (using homogeneity of g), hence z lies in the downward closure of the convex hull. Conversely, take any $w = (1 - \mu)x + \mu(B\chi t)$ with $x \in X_A$, $\mu \in [0, 1]$, and any $z \leq w$, $z \geq 0$. Set $\lambda = \mu$ and $x_H = (1 - \mu)x$. Then $g(x_H) = (1 - \mu)g(x) \leq (1 - \mu)B$ and $z \leq x_H + \lambda B\chi t$, so $z \in X_T$. \square

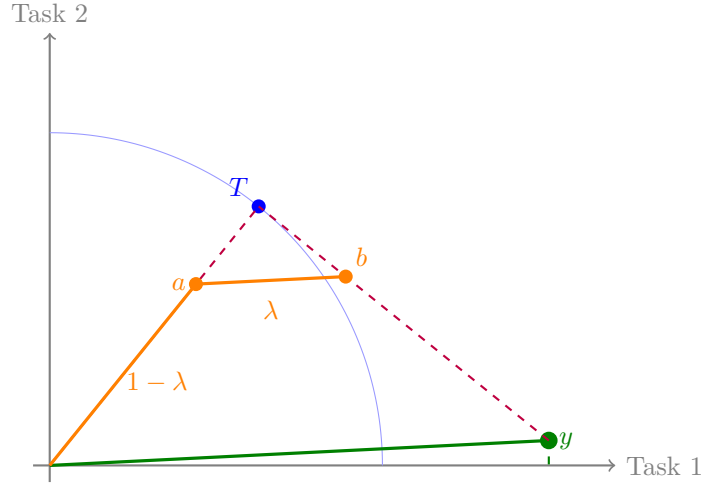


Figure 2: Technology adoption as a convex combination

The new PPS is larger than the previous one whenever the technology vector “pierces” the old PPS, that is, technology has an *absolute advantage* over the worker in some combination of human tasks. When the entire technology vector is inside the worker’s PPS, they do not gain anything from it, because the resource spent on working with the technology is less productive than doing the same combination of tasks manually.

Let x_t denote the combination of tasks that the worker could produce on their own in the exact direction of technology.

Definition 2.5 (Technology-direction bundle). For technology direction t , define x_t as the point on the PPF in direction t :

$$x_t = \frac{B}{g(t)}t.$$

This follows from homogeneity: $g(\epsilon t) = \epsilon g(t)$, so the maximum ϵ satisfying $g(\epsilon t) \leq B$ is $\epsilon^* = B/g(t)$.

Definition 2.6 (Absolute advantage). Technology (t, χ) has *absolute advantage* over a worker with resource use function g if

$$\chi g(t) > 1.$$

Equivalently, $\|B\chi t\| > \|x_t\|$: technology can produce more in direction t than the worker. Since $\|x_t\| = B/g(t)$ and $\|B\chi t\| = B\chi$, the condition reduces to $\chi > 1/g(t)$. Note that absolute advantage is independent of budget B . Absolute advantage can arise either because technology is very capable (χ large) or because the worker is particularly inefficient in direction t (large $g(t)$, meaning high resource use per unit of tasks in that direction).

Proposition 2.4 (Absolute advantage necessary for adoption). *If technology (t, χ) does not have absolute advantage ($\chi g(t) \leq 1$), then $X_T = X_A$: technology does not expand the PPS.*

Proof. Without absolute advantage, $B\chi \leq B/g(t)$, so $g(B\chi t) = B\chi g(t) \leq B$. Thus the technology point $y = B\chi t \in X_A$. Since X_A is convex, $\text{conv}(X_A \cup \{y\}) = X_A$. \square

This proposition is illustrated in Figure 3. When the technology vector $y = B\chi t$ does not extend beyond the worker's PPS, the worker does not adopt technology. The supporting hyperplane at the tangency point shows that the worker can achieve higher output using their own skills alone.⁸

Absolute advantage is necessary but not sufficient for technology adoption. A counterexample is illustrated in Figure 4. The technology already has an absolute advantage, so the worker *could* use it to expand their PPS. In their current job, however, their activities are *directionally far* from the technology, so it is not worth adopting it.⁹

⁸The figures normalize $B = 1$, so the technology vector is shown as $y = \chi t$.

⁹Geometrically, until the technology vector pierces the budget set given by the hyperplane separate the PPS and the production function upper contour set, its convex hull with the PPS is also strictly within the budget set, extending no revenue increasing opportunities to the worker.

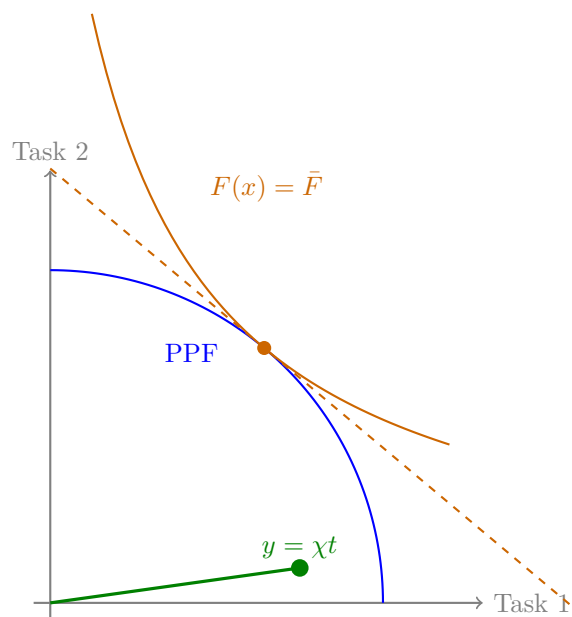


Figure 3: Technology inside the Production Possibility Set ($\chi g(t) < 1$)

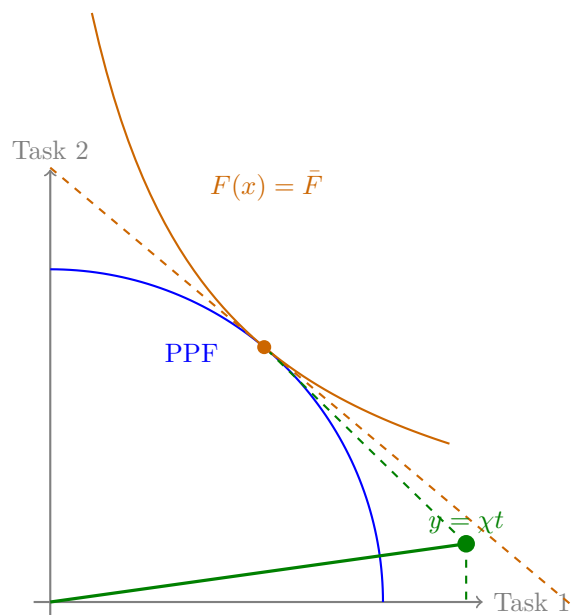


Figure 4: Technology has an absolute but not comparative advantage

2.2 The cone of technology adoption

Absolute advantage is necessary but not sufficient for adoption. The worker must also find technology *directionally useful* given their job requirements. We now characterize when adoption occurs.

Recall that $\varrho(p)$ is the unit revenue function, giving the implicit revenue the worker can achieve per unit of their resource when shadow prices are p . The “autarky revenue” can then be written as

$$p'_A x_A = B\varrho(p_A).$$

For technology to be useful for the worker, it has to bring more implicit revenue.

Definition 2.7 (Alignment angle). The *alignment angle* ϕ between autarky prices p_A and technology direction t is

$$\phi = \arccos(p'_A t) \in [0, \pi],$$

where both p_A and t are unit vectors.

The worker is indifferent to adopting technology when the technology point $y = B\chi t$ brings exactly the same implicit revenue as the autarky activity vector. This happens when y lies exactly on the supporting hyperplane at the autarky allocation, that is, when $p'_A y = p'_A x_A = B\varrho(p_A)$. This pins down a threshold capability for each technology direction such that the worker adopts that technology if and only if it is more capable than the threshold. Larger capability always leads to adoption: if the worker adopts at χ , the output-maximizing bundle under χ remains feasible under any $\chi' > \chi$, so the worker continues to adopt.

Definition 2.8 (Adoption threshold). For technology direction t and shadow price p with $p't > 0$, define the *adoption threshold*

$$\underline{\chi}(t, p) = \frac{\varrho(p)}{p't}.$$

The adoption threshold is homogeneous of degree zero in prices and equals infinity when $p't = 0$. Because p and t are unit vectors, their inner product $p't = \cos \phi$ is the cosine of the alignment angle.

The next theorem characterizes the adoption decision for a particular technology direction.

Theorem 2.5 (Technology adoption condition). *A worker with budget B , autarky prices p_A , and autarky allocation x_A adopts technology (t, χ) if and only if*

$$B\chi \cdot p'_A t > p'_A x_A = B\varrho(p_A)$$

or

$$\chi \geq \chi_0 := \underline{\chi}(t, p_A).$$

Proof. Technology is adopted if and only if the technology point $y = B\chi t$ lies on the profitable side of the supporting hyperplane through the autarky allocation x_A with normal vector p_A . This is equivalent to $p'_A y > p'_A x_A$. \square

The adoption condition does not depend on the overall scale of the budget B : both the value of the technology point ($p'_A B\chi t$) and the value of the autarky allocation ($p'_A x_A = B\varrho(p_A)$) scale linearly in B , so B cancels from the inequality. We interpret χ_0 as the capability threshold for adopting *some* technology: at $\chi = \chi_0$ the worker is indifferent, and for χ just above χ_0 optimal adoption can be arbitrarily small (the worker is at the extensive margin with $\lambda^* > 0$ but close to zero).

Since $\cos \phi = p'_A t$, the adoption condition becomes $\chi \cos \phi \geq \varrho(p_A)$. The condition has a team-production interpretation: the collaboration is worthwhile when the AI's contribution per unit of supervision (χ), weighted by alignment ($\cos \phi$), exceeds the opportunity cost of supervision ($\varrho(p_A)$). This implies a geometric representation of the adoption decision. We can invert the problem and ask: for a given technology capability χ , what directions would the worker adopt?

Theorem 2.6 (Cone of technology adoption). *For a worker with autarky prices p_A and unit revenue function ϱ , the cone of technology adoption for capability $\chi > \varrho(p_A)$ is the set of technology directions the worker adopts:*

$$\mathcal{C}(\chi, p_A, \varrho) = \left\{ t \in \mathbb{R}^N : p'_A t > \varrho(p_A)/\chi, \quad \|t\|_2 = 1 \right\}.$$

The cone is centered on p_A with half-angle $\phi_0 = \arccos[\varrho(p_A)/\chi]$. A worker adopts technology (χ, t) if and only if t is within the cone of technology adoption, $t \in \mathcal{C}(\chi, p_A, \varrho)$. Equivalently, the alignment angle ϕ is less than ϕ_0 .

The cone has several important properties. First, it is non-empty exactly when $\chi > \varrho(p_A)$. When $\chi = \varrho(p_A)$, only the direction $t = p_A$ is adopted. This provides a *threshold condition* for technology adoption that is distinct from absolute advantage. Near the threshold, the cone widens rapidly. Formally, $\partial\phi_0/\partial\chi$ is infinite at $\chi = \varrho$. Finally, as technology capability increases without bound, $\chi \rightarrow \infty$, the cone expands to a hemisphere ($\phi_0 \rightarrow \pi/2$). Figure 5 illustrates the cone geometry and Figure 6 shows how the half-angle varies with capability.

The unit sphere represents all possible technology directions t . The cone is centered on the autarky price p_A with half-angle $\phi_0 = \arccos(\varrho/\chi)$. The worker adopts any technology direction inside the cone. The dashed arcs show cross-sections of the cone at different capabilities χ , the cross-section has radius $\sqrt{\chi^2 - \varrho^2}$.

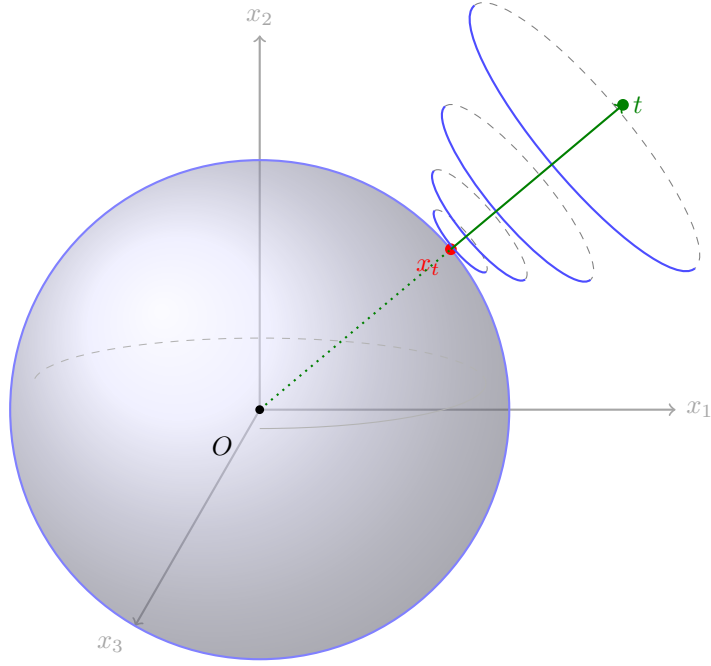


Figure 5: Cone of technology adoption in 3D

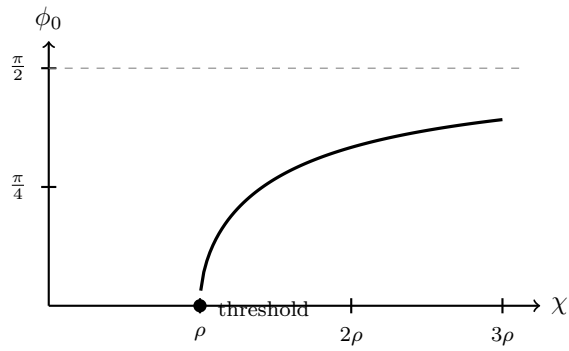


Figure 6: Cone half-angle as a function of technology capability

Corollary 2.1 (Comparative statics of the cone). *Let $\varrho = \varrho(p_A)$ denote the worker’s unit revenue at autarky. The cone of technology adoption has the following properties as a function of capability χ :*

1. **Threshold above absolute advantage.** *The cone is non-empty if and only if $\chi > \varrho$. Since $\varrho \geq 1$ generically, with equality only when the worker’s PPF passes through the unit simplex, adoption requires capability strictly above the absolute-advantage threshold $\chi = 1$.*
2. **Fast widening near threshold.** *As $\chi \rightarrow \varrho^+$, the cone half-angle satisfies*

$$\phi_0(\chi) \approx \sqrt{2 \left(\frac{\chi}{\varrho} - 1 \right)},$$

so that ϕ_0 grows with the square root of excess capability. In particular, $d\phi_0/d\chi \rightarrow +\infty$ as $\chi \rightarrow \varrho^+$: the range of adopted directions expands rapidly just above the threshold.

3. **Monotonic widening.** *For all $\chi > \varrho$, $d\phi_0/d\chi > 0$. The cone half-angle increases monotonically from 0 (at $\chi = \varrho$) to $\pi/2$ (as $\chi \rightarrow \infty$).*

Figure 6 illustrates these properties: the half-angle is zero at $\chi = \varrho$, rises steeply just above the threshold (reflecting the square-root behavior), and increases monotonically toward $\pi/2$ as capability grows. The steep initial slope means that small improvements in capability near the threshold translate into large expansions of the set of adopted directions—a prediction that could help explain rapid adoption cascades when a technology crosses from “not quite good enough” to “just good enough.”

2.3 The intensive margin of technology

The cone of technology adoption only describes that the worker uses *some* technology, not how much. To understand this, we must also look at the production function F .

The intensive margin is economically central because it determines whether technology is a marginal supplement to human work or a full replacement. In particular, whether adoption eventually reaches $\lambda^* = 1$ governs how much of the worker’s output is effectively pinned down by the technology direction rather than the worker’s own comparative advantage, and it determines how strongly technology reshapes the job’s implied shadow prices.

Let $y = \chi Bt$ the vector of activities that technology can produce when all the resources are spent on it. Optimal production is the solution to the problem

$$F(X_A, y) := \max_{x, \lambda} F((1 - \lambda)x + \lambda y) \quad \text{s.t.} \quad x \in X_A.$$

Under what conditions will λ be interior, $\lambda \in (0, 1)$?

Proposition 2.7 (Unique optimal technology use). *Suppose F is strictly concave and C^2 . Let $y = B\chi t$ and $X_T = \text{conv}(X_A \cup \{y\})$. Then:*

1. *The optimum $\tilde{x}_* = \arg \max_{\tilde{x} \in X_T} F(\tilde{x})$ is unique.*
2. *There exist unique $x_* \in X_A$ and $\lambda_* \in [0, 1]$ such that $\tilde{x}_* = (1 - \lambda_*)x_* + \lambda_*y$.*
3. *The shadow price $p_{100} = \nabla F(\tilde{x}_*) / \|\nabla F(\tilde{x}_*)\|$ is unique.*

Proof. Uniqueness of \tilde{x}_* follows from strict concavity of F over the convex set X_T . The decomposition follows from the convex hull representation (Proposition 2.3). Uniqueness of λ_* follows from strict concavity of $f(\lambda) = \max_{x \in X_A} F((1 - \lambda)x + \lambda y)$, and x_* is then pinned down by $x_* = (\tilde{x}_* - \lambda_*y) / (1 - \lambda_*)$ when $\lambda_* < 1$. Uniqueness of p_{100} follows from C^2 differentiability of F . See Appendix A.1. \square

Take the optimal human task vector x_* . Connect this point with the point y and study how the production function F varies along this segment. Define

$$f(\lambda) = F[(1 - \lambda)x_* + \lambda y] \quad \forall \lambda \in [0, 1].$$

This univariate function is strictly concave in λ and maximized at λ_* . The solution is interior if and only if the derivative of f is positive at zero and negative at one, $f'(0) > 0$ and $f'(1) < 0$.

The entry and corner conditions can be expressed in terms of the adoption threshold (Definition 2.8). See Appendix A.2 for the full derivation. The entry threshold and the corner threshold are both instances of the adoption threshold (Definition 2.8), evaluated at different prices:

$$\chi_0 = \underline{\chi}(t, p_A), \quad \chi_{100} = \underline{\chi}(t, p_{100}),$$

where $p_{100} = \nabla F(t) / \|\nabla F(t)\|$ is the shadow price at the technology direction.

Theorem 2.8 (Interior adoption). *Suppose F is strictly concave, C^2 , and homogeneous of degree one. Let $\lambda_*(\chi)$ denote the unique optimal technology intensity from Proposition 2.7. Then:*

1. No adoption: *If $p'_A t = 0$, then $\lambda_* = 0$ for all χ : the worker never adopts.*
2. Never all-in: *If $F(t) = 0$, then $\lambda_* < 1$ for all χ : the worker never goes all in.*
3. Partial adoption: *If $p'_A t > 0$ and $F(t) > 0$, then $\chi_{100} > \chi_0$: partial adoption occurs for $\chi \in (\chi_0, \chi_{100})$, with $\lambda_* \in (0, 1)$. For $\chi \geq \chi_{100}$, $\lambda_* = 1$ (all-in).*

Proof sketch. Cases 1–2 follow from the boundary conditions of the univariate function $f(\lambda) = F[(1 - \lambda)x_* + \lambda y]$. For case 3, the strict inequality $\chi_{100} > \chi_0$ follows from strict concavity: the supporting hyperplanes at x_A and at the technology direction t are distinct whenever t is not collinear with x_A . See Appendix A.2. \square

unit revenue $\varrho(p_A)$, and the all-in threshold depends on F only through p_{100} . As a result, two matches that generate the same p_A face the same cone of adopted technology directions for any given capability χ .

This sufficient-statistic property is the reason the worker–job match is the relevant unit of analysis and why one-dimensional exposure or skill rankings can misclassify adoption: what matters is the direction of shadow prices, not a scalar summary. We return to this interpretation in the Introduction.

2.4 More than one technology

Workers rarely face a single tool in isolation: multiple technologies coexist, and adopting one reshapes the feasible set and the marginal value of tasks. This matters because adoption decisions are value comparisons at shadow prices. When a worker adopts an initial technology, the implied prices rotate, which can make a second technology more or less attractive even if its direction and capability are unchanged. This section extends the adoption and shadow-price logic to settings where several directional technologies are available simultaneously.

We proceed by induction on the number of technologies. The key insight is that after adopting K technologies, the expanded feasible set $X_{T,K}$ retains the properties of the autarky PPS—convexity, compactness, free disposal—so the adoption logic for technology $K + 1$ is identical in structure to the single-technology case, with $X_{T,K}$ replacing X_A and the current shadow prices p_K^* replacing p_A .

Definition 2.9 (Multi-technology PPS). Given technologies $(t_1, \chi_1), \dots, (t_K, \chi_K)$ with technology points $y_k = B\chi_k t_k$, the K -technology PPS is

$$X_{T,K} = \left\{ z \in \mathbb{R}_+^N : z \leq x_H + \sum_{k=1}^K \lambda_k y_k, \ g(x_H) \leq \left(1 - \sum_{k=1}^K \lambda_k\right) B, \ \lambda_k \geq 0, \ \sum_{k=1}^K \lambda_k \leq 1 \right\}.$$

Under our assumptions on g , $X_{T,K} = \text{conv}(X_A \cup \{y_1, \dots, y_K\})$ with free disposal (Proposition 2.3 applied inductively). See Appendix A.3.

Proposition 2.9 (Inductive adoption structure). Let \tilde{x}_K^* denote the optimum over $X_{T,K}$ and $p_K^* = \nabla F(\tilde{x}_K^*) / \|\nabla F(\tilde{x}_K^*)\|$ the associated shadow price. Then:

1. **Entry:** Technology $K + 1$ with direction t_{K+1} is adopted if and only if $\chi_{K+1} > \underline{\chi}(t_{K+1}, p_K^*)$, where $\underline{\chi}(t, p) = \varrho_K(p) / (p't)$ and $\varrho_K(p) = \max_{z \in X_{T,K}} p'z / B$ is the unit revenue over the K -technology PPS.
2. **Rising bar:** $\varrho_K(p) \geq \varrho_{K-1}(p)$ for all p (the maximum over a larger set is weakly larger), with strict inequality for any p such that one of y_1, \dots, y_K lies on the profitable side of the supporting hyperplane at p . Hence the entry threshold for technology $K + 1$ is weakly higher than for technology K : each successive

technology faces a tougher adoption bar.

3. **All-in:** The worker goes all-in on technology $K + 1$ if $\chi_{K+1} > \varrho_K(p_{100,K+1})/p'_{100,K+1}t_{K+1}$, and $\chi_{K+1}/\chi_k > p'_{100,K+1}t'_k p'_{100,K+1}t_1$ for all $k = 1, 2, \dots, K$, where $p_{100,K+1} = \nabla F(t_{K+1})/\|\nabla F(t_{K+1})\|$.

Proof. Part 1 follows from applying Theorem 2.5 with $X_{T,K}$ in place of X_A : the entry condition is $p_K^* y_{K+1} > p_K^* \tilde{x}_K^* = B\varrho_K(p_K^*)$. Part 2: $X_{T,K} \supseteq X_{T,K-1}$, so the support function (maximum over feasible bundles) is weakly larger; strictly so when the new technology point expands the set in direction p . Part 3 applies the all-in dominance logic of Theorem 2.8 to $X_{T,K}$: at prices $p_{100,K+1}$, no element of $X_{T,K}$ —neither human bundles nor previous technology points—delivers higher value. See Appendix A.4. \square

The all-in condition has a simple interpretation. Evaluate all feasible alternatives at the marginal value of output in the neighborhood of going all-in on the new tool, summarized by $p_{100,K+1}$. The worker chooses y_{K+1} if, at these prices, the new technology delivers strictly higher value than any purely human bundle and than any previously available technology point. In other words, near y_{K+1} there is no competitive human or older-technology substitute.

3 A parametric illustration

This section provides a tractable parametric specialization of the general model. We model job requirements with a constant elasticity of substitution (CES) production function and skills with a constant elasticity of transformation (CET) resource use function. CES means that tasks are substitutable inputs in producing output, with elasticity parameter σ . CET means that the worker can transform a fixed resource budget into different task bundles with constant elasticity γ ; it is a convenient parametric way to represent the Production Possibility Set.

The goal of the CES–CET specialization is to make the autarky shadow-price vector p^A operational by expressing it as a function of primitives: job requirements θ and skills s . Because adoption decisions depend on p^A (Theorems 2.5 and 2.6), this mapping turns the qualitative geometry of Section 2 into closed-form comparative statics.

3.1 CES job requirements and CET skills

Definition 3.1 (CES–CET parametric environment). The *CES–CET environment* specializes the general model (Assumptions 2.1 and 2.2) as follows.

Job requirements (CES). The production function is constant elasticity of

substitution (CES):

$$F(x) = \left(\sum_{i=1}^N \theta_i^{1/\sigma} x_i^{(\sigma-1)/\sigma} \right)^{\sigma/(\sigma-1)},$$

where $\theta = (\theta_1, \dots, \theta_N)$ with $\theta_i > 0$ captures job requirements (task i 's value weight) and $\sigma > 0$ is the elasticity of substitution across tasks. F satisfies constant returns, strict quasi-concavity, and C^2 differentiability on \mathbb{R}_{++}^N .

Skills (CET). The resource use function is constant elasticity of transformation (CET):

$$g(x) = \left(\sum_{i=1}^N s_i^{-1/\gamma} x_i^{(\gamma+1)/\gamma} \right)^{\gamma/(\gamma+1)},$$

where $s = (s_1, \dots, s_N)$ with $s_i > 0$ captures skills (higher s_i means lower resource cost for task i) and $\gamma > 0$ is the elasticity of transformation across tasks. g is convex, homogeneous of degree one, increasing, and $g(0) = 0$. See Appendix A.5.

The parameters have straightforward economic content. The vector θ captures job requirements: higher θ_i means task i is more valuable for producing output. The vector s captures skills: higher s_i means task i uses fewer resources at the margin. The curvature parameters capture flexibility. A higher substitution elasticity σ makes tasks more interchangeable in production (a more flexible job), while a higher transformation elasticity γ makes it easier for the worker to reallocate effort across tasks (a more flexible skill set).

3.2 Autarky allocation in closed form

We begin with the autarky allocation problem (Definition 2.1). Under the CES–CET environment, the optimizer admits a closed-form expression. Define the CES–CET productivity index

$$\Phi(\theta, s) = \sum_{j=1}^N s_j^{(\sigma-1)/(\gamma+\sigma)} \theta_j^{(\gamma+1)/(\gamma+\sigma)}.$$

Then the autarky allocation takes the form

$$x_i^A = B \cdot \frac{s_i^{\gamma/(\gamma+\sigma)} \theta_i^{\sigma/(\gamma+\sigma)}}{\Phi^{\sigma/(\gamma+\sigma)}}, \quad i = 1, \dots, N,$$

and autarky output per unit budget satisfies

$$\frac{Y^A}{B} = \frac{F(x^A)}{B} = \Phi^{\sigma/(\sigma-1)}.$$

See Appendix A.5 for derivations.

The allocation formula shows that the worker concentrates activity where skills and requirements overlap. The exponents make the role of curvature transparent. When σ

is high, tasks are easier to substitute in production, so the worker tilts more strongly toward high-requirement activities (higher weight on θ_i). When γ is high, it is easier to reallocate effort across tasks inside the constraint set, so differences in skills translate more strongly into differences in chosen activity levels.

The productivity index Φ has a simple alignment interpretation: output is high when the worker is relatively skilled in the tasks that the job values (roughly, when s_i is high where θ_i is high). Misalignment lowers Φ by forcing the worker to spend scarce resources on tasks that are both required and expensive to execute.

3.3 Shadow prices as functions of job requirements and skills

In the general model, autarky prices p^A are defined by tangency between the Production Possibility Frontier and an isoquant. Under CES–CET, they take a simple power-law form:

$$p_i^A \propto \left(\frac{\theta_i}{s_i} \right)^{1/(\gamma+\sigma)}, \quad \|p^A\|_2 = 1.$$

See Appendix A.5.

This formula clarifies the economic content of shadow prices. A task has high marginal value when it is important for output (high θ_i) and costly to execute for the worker (low s_i). The relevant object is therefore the ratio θ_i/s_i : the gap between requirements and ease of execution.

The distinction between x^A and p^A is central for interpreting observed behavior. A worker may spend substantial time on a task either because it is required (high θ_i) or because it is easy (high s_i). Shadow prices separate these forces: p_i^A is high precisely when the job demands the task but the worker finds it expensive. This is the key statistic for valuing a directional technology.

3.4 Comparative statics inside the job (Jevons Paradox)

The closed forms make it easy to describe within-job reallocation. Define the autarky time (or activity) share of task i as

$$\omega_i = \frac{s_i^{-1/\gamma} x_i^{1+1/\gamma}}{\sum_{j=1}^N s_j^{-1/\gamma} x_j^{1+1/\gamma}}.$$

Substituting the allocation formula above, all common scaling terms cancel and we obtain

$$\omega_i^A = \frac{s_i^{(\sigma-1)/(\gamma+\sigma)} \theta_i^{(\gamma+1)/(\gamma+\sigma)}}{\Phi}.$$

An increase in skill s_i raises ω_i^A if and only if the tasks are substitutes in the production function, $\sigma > 1$. This is Jevons' Paradox for knowledge work. Someone skilled at a task will spend *more time* with it, not *less*, when demand for that task is elastic. By

contrast, when tasks are complement, each task has to be completed to some predefined level, and skilled workers spend less time on satisfying the job requirement. This also highlights that activities, in general, are poor measures of skills. ## Applying the adoption theorems under CES–CET

We now express the key statements about technology adoption in this parametric environment. Theorems 2.5 and 2.6 show that adoption depends on (i) autarky prices p^A (through alignment $p^A \cdot t$) and (ii) the unit revenue function $\varrho(p^A)$. Under CES–CET, both objects can be expressed in closed form as functions of $(\theta, s, \sigma, \gamma)$.

Proposition 3.1 (Adoption objects under CES–CET). *Under the CES–CET environment (Definition 3.1), let $\Phi = \sum_j s_j^{(\sigma-1)/(\gamma+\sigma)} \theta_j^{(\gamma+1)/(\gamma+\sigma)}$.*

1. **Unit revenue.** *The unit revenue function is the dual of the CET:*

$$\varrho(p) = \left(\sum_{i=1}^N s_i p_i^{\gamma+1} \right)^{1/(\gamma+1)}.$$

2. **Entry threshold.** *In terms of primitives $(\theta, s, \sigma, \gamma, t)$:*

$$\chi_0(t) = \frac{\Phi^{1/(\gamma+1)}}{\sum_i t_i (\theta_i/s_i)^{1/(\gamma+\sigma)}}.$$

The numerator $\Phi^{1/(\gamma+1)}$ measures the worker’s autarky productivity: it is high when skills align with requirements. The denominator measures alignment of autarky prices with the technology direction: it is high when t_i loads on tasks where θ_i/s_i is large (required but hard). Better-aligned technology faces a lower entry bar.

3. **Corner threshold.** *The corner threshold can be written as*

$$\chi_{100}(t) = \frac{\left(\sum_i s_i \theta_i^{(\gamma+1)/\sigma} t_i^{-(\gamma+1)/\sigma} \right)^{1/(\gamma+1)}}{\sum_i \theta_i^{1/\sigma} t_i^{1-1/\sigma}}.$$

The numerator depends on $(s, \theta, \sigma, \gamma, t)$: the worker’s unit revenue at technology-induced prices. The denominator depends on (θ, σ, t) only: how much value the technology direction generates at its own induced prices. Skills s enter only the numerator: a more skilled worker has higher χ_{100} (harder to push to all-in).

See Appendix A.5 for derivations.

The next corollary derives some comparative statics of the adoption thresholds with respect to the curvature of the PPF and the production function. The first statement says that when jobs or skills are more flexible, even a less aligned technology can be productive. Adoption is faster in flexible jobs like general knowledge work (e.g., software, consulting, academia, journalism), and slower in very rigid jobs requiring highly specialized skills

(e.g. medicine) or exact satisfaction of job requirements (e.g., law, medicine, nuclear physics, aviation). The second statement says that flexible jobs not only adopt early, but are also more likely to go “all in.” For more rigid jobs, we will see a wider range of interior AI usage with $\lambda \in (0, 1)$.

Corollary 3.1 (Curvature and adoption). *Fix autarky productivity Φ , job requirements θ , skills s , and technology capability χ . Then:*

1. Cone width increases with flexibility. *The cone of adopted technology directions is wider when $\gamma + \sigma$ is large. In the limit $\gamma + \sigma \rightarrow \infty$, the cone converges to a hemisphere (all directions with positive alignment are adopted).*
2. Partial-adoption region narrows with flexibility. *The ratio χ_{100}/χ_0 is decreasing in γ and in σ . In the limit, adoption becomes all-or-nothing: either $\lambda_* = 0$ or $\lambda_* = 1$.*

Proof sketch. (1) The autarky price satisfies $p_i^A \propto (\theta_i/s_i)^{1/(\gamma+\sigma)}$. As $\gamma + \sigma \rightarrow \infty$, the exponent $1/(\gamma + \sigma) \rightarrow 0$, so p^A converges to the uniform direction. A more uniform price vector is positively aligned with a larger set of technology directions, widening the cone. (2) The thresholds χ_0 and χ_{100} are evaluated at p_A and p_{100} respectively. Higher curvature compresses both price vectors toward uniformity, reducing the gap between them. See Appendix A.6. \square

4 Discussion and Relation to the Literature

Task-based labor-market models have a long history, and our framework builds on several strands of this literature. To clarify what is new, we organize prior work along five dimensions: (i) job heterogeneity (which task directions matter across jobs); (ii) worker task elasticity γ (how flexibly workers reallocate across tasks); (iii) production elasticity σ (how tasks combine in output); (iv) skill heterogeneity (how workers differ in task-specific productivity); and (v) technology directionality (whether technical change favors particular task directions).

4.1 Organizing Framework

Our model has four primitives: job requirements $\theta \in \mathbb{R}_+^N$, worker skills $s \in \mathbb{R}_+^N$, transformation elasticity $\gamma > 0$ (the curvature of the worker’s task-allocation frontier), and substitution elasticity $\sigma > 0$ (the curvature of the production aggregator). Technology enters as a direction $t \in S^{N-1}$ and capability $\chi > 0$. This nests several important special cases.

Many models take corner cases on at least one of the two curvature margins. It is common to assume either Leontief aggregation ($\sigma = 0$) or perfect substitution ($\sigma = \infty$), and either rigid task endowments ($\gamma = 0$) or frictionless reallocation across tasks ($\gamma = \infty$). Allowing both γ and σ to be finite matters because shadow prices and the direction

Table 1: Task-based models: key parameters

Paper	Jobs	γ	σ	Workers	Technology
Welch (1969)	N -dim	0	F	N -dim	–
Katz and Murphy (1992)	N -dim	0	F	N -dim	general
—application	2 types	0	σ	2 types	factor-augmenting
Autor et al. (2003)	2 tasks	∞	1	1-dim	routine-biased
Lazear (2009)	2 skills	0	∞	2-dim	–
Acemoglu and Autor (2011)	continuum	∞	1	3 types	task threshold
Firpo et al. (2011)	5 tasks	$< \infty$	> 1	5-dim	5-dim
Cortes (2016)	3 tasks	∞	0	–	routine-biased
Fortin and Lemieux (2016)	N -dim	0	∞	N -dim	–
Acemoglu and Restrepo (2018)	continuum	∞	σ	1 type	rotating threshold
Acemoglu and Restrepo (2020)	continuum	∞	1	1 type	task threshold
Bárány et al. (2020)	N -dim	0	∞	N -dim	–
Böhm (2020)	K tasks	logit	∞	–	routine-biased
—application	3 tasks	logit	∞	–	routine-biased
Cavounidis and Lang (2020)	N -dim	σ	∞	N -dim	–
Cavounidis et al. (2024)	N -dim	∞	σ	N -dim	within-occ
Autor and Thompson (2025)	1-dim	∞	0	1-dim	1-dim
Freund and Mann (2025)	N -dim	∞	1	N -dim	directional
Althoff and Reichardt (2026)	N -dim	∞	σ	–	directional
Benzell and Myers (2026)	N -dim	0	σ	N -dim	1-dim
Gans and Goldfarb (2026)	n tasks	∞	1	–	1-dim
Bárány and Holzheu (2026)	N -dim	0	quadratic	N -dim	–
This paper	N -dim	γ	σ	N -dim	directional

Note: “Jobs” and “Workers” refer to the dimensionality of heterogeneity in job requirements and worker skills, respectively. This is distinct from the number of tasks N : a model with many tasks can still be one-dimensional if tasks are ordered by a single attribute (e.g., routine content, expertise level).

of marginal value depend on both worker flexibility and production complementarity. This is the key step behind our alignment-based adoption condition and the structured intensive margin.

4.2 Multidimensional Heterogeneity

A key feature is that jobs and workers differ along multiple dimensions that cannot be collapsed to a single index. This rules out simple rankings of “high-skill” versus “low-skill” or “routine” versus “nonroutine” as sufficient statistics.

Welch (1969) is among the first to decompose labor into multiple “labor inputs”—what we now call tasks. Workers have fixed endowments of these inputs ($\gamma = 0$), and a general production function F aggregates them. This early framework already allows for N -dimensional heterogeneity in both jobs and workers.

Firpo et al. (2011) take a step toward higher dimensionality, using five O*NET task measures. Their reduced-form specification writes wages as an inner product of skills and returns—analogueous to our $\langle s, \theta \rangle$ structure. Importantly, because task prices vary across occupations, tasks are implicitly not fully traded ($\gamma < \infty$). Their Oaxaca-Blinder decomposition captures changes in task content across occupations, which corresponds to “rotation” in our framework.

Cortes (2016) studies job polarization with three task types and Leontief production ($\sigma = 0$). Workers choose tasks freely ($\gamma = \infty$), and routine-biased technical change shifts employment across task categories. Böhm (2020) estimates task prices using a generalized Roy model where workers sort across K tasks via discrete choice (effectively $\gamma = \text{logit}$). Tasks are traded at economy-wide prices ($\sigma = \infty$), and the focus is on recovering the price effects of routine-biased technical change.

Two recent papers treat skills as genuinely multidimensional objects rather than as a scalar index. Bárány et al. (2020) develop and estimate a multi-sector general-equilibrium model of education and sector-occupation choices; jobs are bundles of tasks and workers sort on a multidimensional skill vector that evolves with schooling and experience (Abstract). Bárány and Holzheu (2026) define worker specialization as the distance between a worker’s skill set and those prevalent in the labor market and study its wage-unemployment trade-off in a random-search model with mismatch penalties and skill complementarity (Abstract). Relative to our framework, these papers emphasize schooling, sorting, and search frictions, whereas we focus on within-job task choice and the alignment-based adoption decision.

Benzell and Myers (2026) is among the first to model within-job production with high-dimensional, non-traded tasks. Workers have skill endowments ($\gamma = 0$), and tasks combine with CES elasticity σ . Automation supersedes one task direction. They emphasize that in high dimensions, workers cannot be ranked by a single index. Our model generalizes by allowing $\gamma > 0$ (workers can reallocate across tasks) and directional technology.

4.3 Within-Job Task Reallocation

A second feature of our model is within-job task reallocation: workers shift effort across tasks while holding the job fixed. This margin is central to understanding how AI changes work without changing employment.

[Lazear \(2009\)](#) introduces skills with job-specific weights—a direct antecedent of our (θ, s) formulation. In his baseline model, workers have endowments of two skills ($\gamma = 0$), and firms combine them linearly with heterogeneous weights ($\sigma = \infty$). All skills are general, but firms value them differently, generating apparent firm-specific human capital. The model does not include technology, but the skill-weights structure is foundational. [Fortin and Lemieux \(2016\)](#) extend this skill-weights approach to study inequality, combining it with the task framework of [Acemoglu and Autor \(2011\)](#).

[Spitz-Oener \(2006\)](#) provides early measurement evidence that task content changes within occupations over time, with computer use associated with shifts toward nonroutine cognitive tasks. [Cavounidis and Lang \(2020\)](#) microfound dynamic skill formation in a multidimensional setting. In their static model, workers choose task bundles with elasticity $\gamma = \sigma$ (in our notation) and output sums tasks linearly ($\sigma = \infty$), with job-specific task weights corresponding to our θ . [Cavounidis et al. \(2024\)](#) apply this framework empirically, documenting within-occupation shifts in task content (what we call “rotation”) and connecting productivity effects to an envelope condition (our shadow prices).

[Autor and Thompson \(2025\)](#) model expertise as a scalar that determines how task bundles translate into output. Technology compresses the expertise distribution by making low-expertise workers more productive. The task space is implicitly high-dimensional but collapsed to a single index. Our framework preserves the full dimensionality, showing that scalar indices can mask important heterogeneity in alignment.

[Freund and Mann \(2025\)](#) develop a model where workers have multidimensional skill portfolios and jobs bundle multiple tasks, using 38 O*NET task clusters in their application. Tasks are freely tradable ($\gamma = \infty$) and combine with Cobb-Douglas technology ($\sigma = 1$). They emphasize alignment between worker skills and job requirements and show that one-dimensional “exposure” measures can miss important heterogeneity. Their wage formula resembles our productivity expression, and their notion of skill-job “correlation” parallels our inner product structure. Our framework generalizes by allowing finite γ (non-traded tasks) and finite σ (task complementarity).

[Althoff and Reichardt \(2026\)](#) develop a closely related framework where workers allocate time across N tasks ($\gamma = \infty$) and output is CES with elasticity ρ . Technical change is task-specific and directional, allowing them to study how AI shifts comparative advantage across occupations. They extend the analysis to occupational choice, showing how task-specific technology shocks induce reallocation across jobs.

[Gans and Goldfarb \(2026\)](#) study an O-ring production function where workers allocate time across N tasks. Automation makes workers redundant in specific tasks, but reallocation occurs within the job. This is close to our setup with $\gamma = \infty$ and $\sigma = 1$. The key difference is that their technology is one-dimensional (automation of an adjacent range of tasks), whereas ours is directional (technology produces a bundle of tasks in fixed proportions).

[Lin \(2025\)](#) provides direct evidence for within-job task reallocation in response to AI changes. Using prompt-level data from Midjourney, she shows that most of the output shift after an upgrade comes from users changing their prompts rather than from the capability change itself. This is evidence of rotation in response to changing AI capabilities, exactly the intensive margin our model emphasizes.

4.4 Other Task-Based Models

Several other papers develop task-based frameworks that inform our approach but emphasize different margins.

[Katz and Murphy \(1992\)](#) extend the [Welch \(1969\)](#) framework to study wage inequality: their general model allows N labor inputs with a generic concave production function; their empirical application collapses to two skill types (college/non-college) with CES aggregation ($\sigma \approx 1.4$). They treat technical change as shifts in labor demand without specifying direction.

The skill-biased technical change literature ([Katz and Murphy, 1992](#); [Acemoglu, 2002](#)) partitions workers into broad skill groups and models technology as factor-augmenting. This approach captures between-group inequality but cannot address within-occupation heterogeneity in adoption or gains. The routine-biased framework ([Autor et al., 2003](#); [Acemoglu and Autor, 2011](#)) adds a task dimension: technology substitutes for routine tasks while complementing non-routine tasks. Workers choose task bundles, but the task space is one-dimensional (routine vs. non-routine), and tasks are traded at economy-wide prices ($\gamma = \infty$).

[Acemoglu and Restrepo \(2018, 2020\)](#) develop a workhorse model where a continuum of tasks is traded at economy-wide prices. Automation shifts the threshold between tasks performed by labor and capital. The production elasticity σ governs macroeconomic implications. Our framework nests this as the limiting case $\gamma \rightarrow \infty$ (tasks fully tradable) with technology “rotating” the threshold across task indices.

[Lise and Postel-Vinay \(2020\)](#) develop a sorting model with multidimensional skills. Workers and jobs match in a frictional labor market. The focus is on sorting and human capital accumulation rather than technology adoption.

[Agrawal et al. \(2026\)](#) emphasize that AI may relax bottlenecks rather than automate tasks. This is complementary to our approach: in our model, AI that produces tasks where the worker is constrained (high shadow price) relaxes the binding constraint, which

is the geometric interpretation of bottleneck relief.

The contribution of our framework is to combine five features that prior models typically treat separately: (i) a high-dimensional task space; (ii) finite worker task elasticity γ (non-traded tasks and worker-specific shadow prices); (iii) finite production elasticity σ (task complementarity); (iv) multidimensional skill heterogeneity s ; and (v) directional technology. The interaction of these features yields the adoption cone, the alignment condition, and the intensive margin.

5 Conclusion

GenAI is an unusually easy-to-adopt general-purpose technology, but its usefulness varies sharply across directions in a high-dimensional task space. This directional heterogeneity makes one-dimensional notions of exposure or skill unreliable guides to either adoption or productivity gains.

We model a job as a neoclassical task allocation problem: workers choose task bundles subject to a convex resource constraint, and the optimal allocation is characterized by a vector of shadow (autarky) prices that summarize which tasks are scarce at the margin in the current worker-job match. We model AI as a directional technology with a capability level. Adoption then reduces to a value comparison at shadow prices.

Three implications follow. First, absolute advantage is necessary but not sufficient: even a superior tool may not be adopted when its strengths point away from what is valuable at the margin. Second, adoption has a sharp entry threshold; near it, small capability gains can produce large expansions in the set of adopted directions. Third, adoption has a structured intensive margin: because entry and all-in thresholds generally differ, optimal use can remain partial over a range of capabilities, generating stable hybrid production.

These mechanisms are match-specific because shadow prices depend jointly on worker skills and job requirements, and they extend naturally to settings with multiple tools, where adoption rotates shadow prices and can raise the bar for subsequent technologies.

References

- Acemoglu, D. (2002), ‘Directed technical change’, *Review of Economic Studies* **69**(4), 781–809.
- Acemoglu, D. and Autor, D. (2011), ‘Skills, tasks and technologies: Implications for employment and earnings’, **4**, 1043–1171.
- Acemoglu, D. and Restrepo, P. (2018), ‘The race between man and machine: Implications of technology for growth, factor shares, and employment’, *American Economic Review* **108**(6), 1488–1542.

- Acemoglu, D. and Restrepo, P. (2020), ‘Robots and jobs: Evidence from US labor markets’, *Journal of Political Economy* **128**(6), 2188–2244.
- Agrawal, A. K., McHale, J. and Oettl, A. (2026), Enhancing worker productivity without automating tasks: A different approach to ai and the task-based model, Working Paper 34781, National Bureau of Economic Research.
- Aldasoro, I., Gambacorta, L., Pal, R., Revoltella, D., Weiss, C. and Wolski, M. (2026), AI adoption, productivity and employment: Evidence from european firms, Working Paper 1325, Bank for International Settlements.
- Althoff, L. and Reichardt, H. (2026), Task-specific technical change and comparative advantage, Working Paper 12403, CESifo.
- Autor, D. H. (2013), ‘The “task approach” to labor markets: An overview’, *Journal for Labour Market Research* **46**(3), 185–199.
- Autor, D. H. (2025), ‘Expertise’, *Working Paper* . June 2025.
- Autor, D. H., Levy, F. and Murnane, R. J. (2003), ‘The skill content of recent technological change: An empirical exploration’, *Quarterly Journal of Economics* **118**(4), 1279–1333.
- Autor, D. H. and Thompson, N. (2025), ‘Expertise’, *Journal of the European Economic Association* **23**(4), 1203–1271. Also NBER Working Paper 33941.
- Bárány, Z. L., Buchinsky, M. and Papp, T. K. (2020), Technological changes, the labor market, and schooling: A general equilibrium model with multidimensional individual skills. Unpublished manuscript.
- Bárány, Z. L. and Holzheu, K. (2026), ‘The two faces of worker specialization’, *Labour Economics* **98**(102829), 102829.
URL: <https://doi.org/10.1016/j.labeco.2025.102829>
- Benzell, S. G. and Myers, K. R. (2026), Automation experiments and inequality, Working Paper 34668, National Bureau of Economic Research.
URL: <http://www.nber.org/papers/w34668>
- Böhm, M. J. (2020), ‘The price of polarization: Estimating task prices under routine-biased technical change’, *Quantitative Economics* **11**(2), 761–799.
- Cavounidis, C., Dicandia, V., Lang, K. and Malhotra, R. (2024), The nature of technological change 1960–2016, Working Paper 24-28, Federal Reserve Bank of Cleveland.
- Cavounidis, C. and Lang, K. (2020), ‘Ben-porath meets lazear: Microfoundations for dynamic skill formation’, *Journal of Political Economy* **128**(4), 1405–1435.
- Cortes, G. M. (2016), ‘Where have the middle-wage workers gone? a study of polarization using panel data’, *Journal of Labor Economics* **34**(1), 63–105.

- Dell’Acqua, F., McFowland, E., Mollick, E. R., Lifshitz-Assaf, H., Kellogg, K., Rajendran, S., Kraymer, L., Candelon, F. and Lakhani, K. R. (2023), Navigating the jagged technological frontier: Field experimental evidence of the effects of AI on knowledge worker productivity and quality, Working Paper 24-013, Harvard Business School.
- Dixit, A. K. and Norman, V. (1980), *Theory of International Trade: A Dual, General Equilibrium Approach*, Cambridge University Press, Cambridge.
- Eloundou, T., Manning, S., Mishkin, P. and Rock, D. (2023), ‘GPTs are GPTs: An early look at the labor market impact potential of large language models’, *arXiv preprint arXiv:2303.10130*.
- Firpo, S., Fortin, N. M. and Lemieux, T. (2011), ‘Occupational tasks and changes in the wage structure’, *IZA Discussion Paper* (5542).
URL: <https://docs.iza.org/dp5542.pdf>
- Fortin, N. and Lemieux, T. (2016), Inequality and changes in task prices: Within and between occupation effects, in ‘Research in Labor Economics’, Vol. 43, Emerald Group Publishing Limited, pp. 195–226.
- Freund, L. B. and Mann, L. F. (2025), Job transformation, specialization, and the labor market effects of ai, Working Paper 12072, CESifo.
- Gans, J. S. and Goldfarb, A. (2026), O-ring automation, Working Paper 34639, National Bureau of Economic Research.
- Goodman, J., de Frahan, L. H., Holz, J. E., List, J. A., MacMenamin, N., McKay, E. C., Mogstad, M., Sadoff, S. and Sider, H. (2026), Consumer demand and market competition with time-intensive goods, Working Paper 34743, National Bureau of Economic Research.
- Hendrycks, D., Song, D., Szegedy, C., Lee, H., Gal, Y., Brynjolfsson, E., Li, S., Zou, A., Levine, L., Han, B., Fu, J., Liu, Z., Shin, J., Lee, K., Mazeika, M., Phan, L., Ingebreetsen, G., Khoja, A., Xie, C., Salaudeen, O., Hein, M., Zhao, K., Pan, A., Duvenaud, D., Li, B., Omohundro, S., Alfour, G., Tegmark, M., McGrew, K., Marcus, G., Tallinn, J., Schmidt, E. and Bengio, Y. (2025), ‘A definition of AGI’, *arXiv preprint arXiv:2510.18212*.
- Jimenez, C. E., Yang, J., Wettig, A., Yao, S., Pei, K., Press, O. and Narasimhan, K. (2024), ‘Swe-bench: Can language models resolve real-world GitHub issues?’, *arXiv preprint arXiv:2310.06770*.
- Katz, L. F. and Murphy, K. M. (1992), ‘Changes in relative wages, 1963–1987: Supply and demand factors’, *Quarterly Journal of Economics* **107**(1), 35–78.
- Kaushik, P., Chaudhari, S., Vaidya, A., Chellappa, R. and Yuille, A. (2025), ‘The universal weight subspace hypothesis’, *arXiv preprint arXiv:2512.05117*.

- Klotz, S., Kopper, A., Westner, M. and Strahringer, S. (2019), ‘Causing factors, outcomes, and governance of shadow IT and business-managed IT: A systematic literature review’, *International Journal of Information Systems and Project Management* **7**(1), 15–43.
- Lazear, E. P. (2009), ‘Firm-specific human capital: A skill-weights approach’, *Journal of Political Economy* **117**(5), 914–940.
- Lin, S. (2025), Learning to prompt: Human adaptation in production with generative AI. Job Market Paper, University of Toronto.
URL: https://papers.ssrn.com/sol3/papers.cfm?abstract_id=5788402
- Lise, J. and Postel-Vinay, F. (2020), ‘Multidimensional skills, sorting, and human capital accumulation’, *American Economic Review* **110**(8), 2328–2376.
- Raković, L., Sakal, M., Matković, P. and Marić, M. (2020), ‘Shadow IT – systematic literature review’, *Information Technology and Control* **49**(1), 144–160.
- Spitz-Oener, A. (2006), ‘Technical change, job tasks, and rising educational demands: Looking outside the wage structure’, *Journal of Labor Economics* **24**(2), 235–270.
- UBS (2023), ‘Let’s chat about ChatGPT’, UBS Global Research Note. Reported by Reuters, February 2, 2023.
- Vaswani, A., Shazeer, N., Parmar, N., Uszkoreit, J., Jones, L., Gomez, A. N., Kaiser, Ł. and Polosukhin, I. (2017), Attention is all you need, *in* ‘Advances in Neural Information Processing Systems’, Vol. 30, pp. 5998–6008.
URL: <https://proceedings.neurips.cc/paper/2017/file/3f5ee243547dee91fbd053c1c4a845aa-Paper.pdf>
- Welch, F. (1969), ‘Linear synthesis of skill distribution’, *The Journal of Human Resources* **4**(3), 311–327.

A Proofs and Derivations

A.1 Proof of Proposition 2.7

Uniqueness of \tilde{x}_ .* Suppose \tilde{x} and \tilde{x}' are both optimal with $\tilde{x} \neq \tilde{x}'$. Since X_T is convex, $\bar{x} = \frac{1}{2}\tilde{x} + \frac{1}{2}\tilde{x}' \in X_T$. By strict concavity of F , $F(\bar{x}) > \frac{1}{2}F(\tilde{x}) + \frac{1}{2}F(\tilde{x}') = F(\tilde{x})$, contradicting optimality. Hence \tilde{x}_* is unique.

Uniqueness of λ_ .* Define $h(\lambda) = \max_{x \in X_A} F((1 - \lambda)x + \lambda y)$. For each fixed $x \in X_A$, $\lambda \mapsto F((1 - \lambda)x + \lambda y)$ is strictly concave (composition of strictly concave F with an affine function of λ). The function $h(\lambda)$ is strictly concave by a standard parametric optimization argument: take $\lambda_1 \neq \lambda_2$ with maximizers x_1^*, x_2^* ; the two optimal bundles $(1 - \lambda_i)x_i^* + \lambda_i y$ are distinct (since \tilde{x}_* is unique and varies with λ), so strict concavity of F gives $h(\bar{\lambda}) > \mu h(\lambda_1) + (1 - \mu)h(\lambda_2)$. Hence λ_* is unique, and $x_* = (\tilde{x}_* - \lambda_* y)/(1 - \lambda_*)$ when $\lambda_* < 1$.

Uniqueness of p_T . Since F is C^2 , $\nabla F(\tilde{x}_*)$ is well-defined and nonzero. The shadow price $p_T = \nabla F(\tilde{x}_*) / \|\nabla F(\tilde{x}_*)\|$ is therefore unique. \square

A.2 Proof of Theorem 2.8

Define the univariate function $f(\lambda) = F[(1 - \lambda)x_* + \lambda y]$, which is strictly concave in λ on $[0, 1]$.

Case 1. If $p'_A t = 0$, then $f'(0) = \nabla F(x_A)'(y - x_A) = B\chi \nabla F(x_A)'t - \nabla F(x_A)'x_A$. Since $\nabla F(x_A) \propto p_A$ and $p'_A t = 0$, we have $\nabla F(x_A)'t = 0$, so $f'(0) < 0$ and $\lambda_* = 0$.

Case 2. If $F(t) = 0$, then $F(y) = F(B\chi t) = B\chi F(t) = 0$ by homogeneity. Going all-in yields zero output, while autarky gives positive output $F(x_A) > 0$. Hence $\lambda_* < 1$.

Case 3. When $p'_A t > 0$ and $F(t) > 0$, both $\chi_0 = \underline{\chi}(t, p_A)$ and $\chi_{100} = \underline{\chi}(t, p_{100})$ are finite. The entry condition $f'(0) > 0$ holds iff $\chi > \chi_0$, and the corner condition $f'(1) < 0$ holds iff $\chi < \chi_{100}$. By Lemma A.1 below, $\chi_{100} > \chi_0$ whenever t is not collinear with x_A . For $\chi \in (\chi_0, \chi_{100})$, we have $f'(0) > 0$ and $f'(1) < 0$, so by strict concavity $\lambda_* \in (0, 1)$. For $\chi \geq \chi_{100}$, $f'(1) \geq 0$, so $\lambda_* = 1$. \square

Lemma A.1 (Threshold ordering). *If F is strictly concave, homogeneous of degree one, and the technology direction t is not collinear with the autarky allocation x_A , then $\chi_{100} > \chi_0$.*

Proof. Define $c = F(x_A)/F(t)$, so that ct lies on the same isoquant as x_A . By strict concavity, the supporting hyperplane at x_A lies strictly above $F(t)$: $F(t) < \nabla F(x_A)'t$. Using Euler's theorem $F(x_A) = \nabla F(x_A)'x_A$ and the definition $\chi_0 = F(x_A)/(\nabla F(x_A)'t)$, we have $c > \chi_0$. Similarly, the supporting hyperplane at t lies strictly above $F(x_A)$: $F(x_A) < \nabla F(t)'x_A$. Since $\chi_{100} \geq (\nabla F(t)'x_A)/F(t)$ and $\nabla F(t)'x_A > F(x_A)$, we have $\chi_{100} > c$. Combining: $\chi_0 < c < \chi_{100}$. \square

A.3 Multi-technology PPS

Proposition A.1. *Under our assumptions on g (convex, homogeneous of degree 1), $X_{T,K} = \text{conv}(X_A \cup \{y_1, \dots, y_K\})$.*

Proof. $*X_{T,K} \subseteq \text{conv}(X_A \cup \{y_1, \dots, y_K\})$:* Take $z = x_H + \sum_k \lambda_k y_k \in X_{T,K}$ with $\Lambda = \sum_k \lambda_k$. For $\Lambda < 1$, define $\tilde{x} = x_H/(1 - \Lambda)$. By homogeneity, $g(\tilde{x}) = g(x_H)/(1 - \Lambda) \leq B$, so $\tilde{x} \in X_A$. Then $z = (1 - \Lambda)\tilde{x} + \sum_k \lambda_k y_k$ is a convex combination.

$*\text{conv}(X_A \cup \{y_1, \dots, y_K\}) \subseteq X_{T,K}$:* Take $z = \mu_0 x + \sum_k \mu_k y_k$ with $x \in X_A$. Set $\lambda_k = \mu_k$ and $x_H = \mu_0 x$. Then $g(x_H) = \mu_0 g(x) \leq \mu_0 B = (1 - \sum_k \lambda_k)B$. \square

Lemma A.2 (Unique shadow prices). *If F is strictly concave and C^1 , the optimum $x_K^* = \arg \max_{x \in X_{T,K}} F(x)$ is unique and $p_K^* = \nabla F(x_K^*) / \|\nabla F(x_K^*)\|$ is well-defined.*

Proof. Uniqueness of x_K^* follows from strict concavity of F over the convex set $X_{T,K}$. Continuous differentiability of F ensures $\nabla F(x_K^*)$ exists and is nonzero, giving a unique p_K^* . \square

A.4 All-in adoption of technology $K + 1$

Proposition A.2. *Under Assumption 2.2, the worker goes all-in on technology $K + 1$ if*

$$p'_{100,K+1} y_{K+1} > \max \left\{ \max_{x \in X_A} p'_{100,K+1} x, p'_{100,K+1} y_1, \dots, p'_{100,K+1} y_K \right\}.$$

Proof. At $x^* = y_{K+1}$, the first-order condition requires $\nabla F(y_{K+1})'(x - y_{K+1}) \leq 0$ for all $x \in X_{T,K+1}$. Normalizing and using the fact that any $x \in X_{T,K+1}$ is a convex combination of points in X_A and technology points $\{y_1, \dots, y_{K+1}\}$, the condition reduces to: $p'_{100,K+1} y_{K+1}$ exceeds $p'_{100,K+1} x$ for all extreme points x of $X_{T,K+1}$. With strict inequality, y_{K+1} is the unique optimum. \square

A.5 CES-CET closed forms

The closed-form expressions stated in Section 2 are derived here.

CES production function. The function $F(x; \theta, \sigma) = \left(\sum_i \theta_i^{1/\sigma} x_i^{(\sigma-1)/\sigma} \right)^{\sigma/(\sigma-1)}$ satisfies constant returns to scale, concavity for $\sigma > 0$, and C^∞ differentiability on \mathbb{R}_{++}^N .

CET resource use function. The function $g(x; s, \gamma) = \left(\sum_i s_i^{-1/\gamma} x_i^{(\gamma+1)/\gamma} \right)^{\gamma/(\gamma+1)}$ is convex, homogeneous of degree 1, and increasing. These properties follow from the convexity of $x^{(\gamma+1)/\gamma}$ for $\gamma > 0$ and the composition rules for convex functions.

Autarky allocation. Setting up the Lagrangian $\mathcal{L} = F(x) - \mu(g(x) - B)$ and taking the ratio of first-order conditions for tasks i and j :

$$\frac{x_i}{x_j} = \left(\frac{\theta_i}{\theta_j} \right)^{\sigma/(\gamma+\sigma)} \left(\frac{s_i}{s_j} \right)^{\gamma/(\gamma+\sigma)}.$$

Substituting into the constraint $g(x) = B$ yields the normalization $\Phi = \sum_j s_j^{(\sigma-1)/(\gamma+\sigma)} \theta_j^{(\gamma+1)/(\gamma+\sigma)}$, giving the closed-form allocation in the text.

Productivity index. By constant returns to scale, $F(x^A)/B = F(x^A/B)$. Substituting the allocation formula and simplifying yields $F(x^A)/B = \Phi^{\sigma/(\sigma-1)}$.

Shadow prices. From the gradient of g at x^A : $p_i^A \propto s_i^{-1/\gamma} (x_i^A)^{1/\gamma}$. Substituting the allocation formula and simplifying: $p_i^A \propto (\theta_i/s_i)^{1/(\gamma+\sigma)}$, normalized to $\|p^A\|_2 = 1$.

Time shares. From the allocation formula, $\omega_i^A = x_i^A / \sum_j x_j^A \propto s_i^{\gamma/(\gamma+\sigma)} \theta_i^{\sigma/(\gamma+\sigma)}$. Logarithmic differentiation gives $\partial \omega_i^A / \partial s_i = [\gamma/((\gamma+\sigma)s_i)] \omega_i^A (1 - \omega_i^A) > 0$.

Unit revenue. The unit revenue function for CET is $\varrho(p) = (\sum_i s_i p_i^{\gamma+1})^{1/(\gamma+1)}$ (the dual $L^{q'}$ norm with $q' = \gamma + 1$).

Entry threshold. From Definition 2.8, $\chi_0(t) = \underline{\chi}(t, p_A) = \varrho(p_A) / (p'_A t)$. Substituting $p_i^A = \xi_i / \|\xi\|$ with $\xi_i = (\theta_i/s_i)^{1/(\gamma+\sigma)}$, the $\|\xi\|$ terms cancel, giving $\chi_0(t) = \Phi^{1/(\gamma+1)} / \sum_i \xi_i t_i$ where $\Phi = \sum_j s_j^{(\sigma-1)/(\gamma+\sigma)} \theta_j^{(\gamma+1)/(\gamma+\sigma)}$.

Corner threshold. From Definition 2.8, $\chi_{100}(t) = \underline{\chi}(t, p_{100})$ where $p_{100} = \nabla F(t) / \|\nabla F(t)\|$. Under CES, $\nabla_i F(x) \propto \theta_i^{1/\sigma} x_i^{-1/\sigma}$, so $p_{100,i} \propto \theta_i^{1/\sigma} t_i^{-1/\sigma}$. Substituting into $\varrho(p_{100})$ and $p'_{100} t$:

$$\chi_{100}(t) = \frac{\left(\sum_i s_i \theta_i^{(\gamma+1)/\sigma} t_i^{-(\gamma+1)/\sigma} \right)^{1/(\gamma+1)}}{\sum_i \theta_i^{1/\sigma} t_i^{1-1/\sigma}}.$$

The numerator is the worker's unit revenue at technology-induced prices; the denominator is the technology's value at those prices. Skills s enter only the numerator: a more skilled worker has higher χ_{100} (harder to push to all-in).

Comparative statics. Both γ and σ enter χ_0 through $\xi_i = (\theta_i/s_i)^{1/(\gamma+\sigma)}$ and through the outer exponent $1/(\gamma+1)$. Higher $\gamma + \sigma$ compresses ξ_i toward uniformity, making autarky prices less dispersed. The net effect on χ_0 depends on the technology direction: technologies aimed at the worker's weak tasks (high θ_i/s_i) see the denominator $\sum_i \xi_i t_i$ fall, potentially raising χ_0 .

A.6 Proof of Corollary 3.1

(1) Cone width increases with $\gamma + \sigma$.

The cone of adopted directions at capability χ is $\mathcal{C}(\chi) = \{t \in \mathbb{S}_+^{N-1} : p'_A t > \varrho(p_A) / \chi\}$. The width of this cone depends on how concentrated p_A is: a more uniform p_A is positively aligned with more directions t .

Under CES-CET, $p_i^A \propto (\theta_i/s_i)^{1/(\gamma+\sigma)}$. Define $\alpha = 1/(\gamma + \sigma)$. As $\gamma + \sigma \rightarrow \infty$, $\alpha \rightarrow 0$, so $(\theta_i/s_i)^\alpha \rightarrow 1$ for all i . Hence $p^A \rightarrow (1/\sqrt{N}, \dots, 1/\sqrt{N})$ —the uniform direction.

A uniform price vector satisfies $p'_A t = 1/\sqrt{N} \cdot \sum_i t_i > 0$ for any $t \in \mathbb{S}_+^{N-1}$ with at least one positive component. Hence the cone converges to the entire positive orthant (a hemisphere in \mathbb{S}^{N-1}).

Conversely, as $\gamma + \sigma \rightarrow 0$, $\alpha \rightarrow \infty$, and p^A concentrates on the task $i^* = \arg \max_i \theta_i/s_i$. Only technologies with large t_{i^*} are adopted, making the cone very narrow.

(2) Partial-adoption region narrows with $\gamma + \sigma$.

By Lemma A.1, $\chi_{100}/\chi_0 > 1$ when $t \not\propto x_A$. The ratio measures how much the supporting hyperplane rotates from x_A to t :

$$\frac{\chi_{100}}{\chi_0} = \frac{\varrho(p_{100})/(p'_{100}t)}{\varrho(p_A)/(p'_A t)}.$$

As $\gamma + \sigma \rightarrow \infty$, both p_A and p_{100} converge to uniformity (the exponents $1/(\gamma + \sigma)$ and $1/\sigma$ in their definitions both shrink). When $p_A \approx p_{100}$, the thresholds χ_0 and χ_{100} nearly coincide, so $\chi_{100}/\chi_0 \rightarrow 1$.

In the rigid limit ($\gamma + \sigma$ small), p_A and p_{100} point in very different directions (one concentrated on the worker's bottleneck, the other on the technology's strength), widening the partial-adoption region.

Individual parameter effects. Holding other parameters fixed: (i) $\gamma \rightarrow 0$ (rigid specialist) allows a wide partial-adoption region; $\gamma \rightarrow \infty$ compresses it. (ii) $\sigma \rightarrow 0$ (Leontief production) allows a wide region; $\sigma \rightarrow \infty$ compresses it. Both effects work through the concentration of the price vectors p_A and p_{100} . See Derivation M58 for the connection to the isoquant-scaling proof. \square