

Observations of Binary Stars with the 1.3-m Devasthal Fast Optical Telescope Using Speckle Interferometry: An Attempt

Km Nitu Rai^{*1}, Arjun Dawn¹, Neelam Panwar¹, Jeewan C Pandey¹, Subrata Sarangi^{2, 3}, and Prasenjit Saha⁴

¹*Aryabhata Research Institute of Observational Sciences, Manora Peak, Nainital 263129, India.*

²*School of Applied Sciences, Centurion University of Technology and Management, Odisha-752050, India.*

³*Visiting Associate, Inter-University Centre for Astronomy and Astrophysics, Post Bag 4, Ganeshkhind, Pune 411 007, Maharashtra, India.*

⁴*Physik-Institut, University of Zurich, Winterthurerstrasse 190, 8057 Zurich, Switzerland.*

Abstract

We present a feasibility study exploring the implementation of optical interferometry and speckle techniques with the 1.3-m Devasthal Fast Optical Telescope (DFOT) at ARIES, which is currently dedicated to photometric observations. Using the sCMOS camera as the DFOT backend, we perform interferometric speckle observations of several binary stars. Standard Speckle Interferometry (SI) algorithms are applied to analyze the recorded data. While this study does not aim to achieve the diffraction limit of DFOT or address a full science-driven resolution case, it serves as a crucial testbed for instrumentation, data acquisition, and analysis of Speckles with DFOT. Notably, we successfully identify and correct tracking-related positional errors in the observed binary systems, demonstrating the viability of the approach. These results provide strong motivation for more systematic observations and future implementation of optical interferometry techniques at meter-class telescopes.

Keywords: Speckles, Binary Star, Tracking Error of Orbit, Devasthal Fast Optical Telescope

1 Introduction

India has a strong and well-established legacy in radio interferometry, with facilities such as the Ooty Radio Telescope (ORT; [Swarup 1984](#)) and the Giant Metrewave Radio Telescope (GMRT; [Swarup et al. 1991](#)), which have produced landmark scientific results over several decades. Looking ahead, India’s role for the Square Kilometre Array (SKA) is expected to advance high-resolution radio astronomy and time-domain studies further ([Diamond & Gupta 2017](#)). However, astronomical interferometry is not limited to radio wavelengths. Since most stellar objects emit predominantly in the optical regime, optical interferometry holds the prospects of a uniquely complementary high-angular-resolution technique that can unlock transformative insights into stellar structure, evolution, and multiplicity.

During the twentieth century, three techniques of optical interferometry emerged. Michelson Interferometry (MI), chronologically the first of the three, was developed and validated by Michelson and Pease in 1921

([Michelson et al. 1921](#)) and uses light from a star collected by two telescopes to calculate the first-order correlation under strict coherence conditions. Michelson and Pease demonstrated the feasibility of measuring the angular diameter of stars using MI. Thus began the project of observing and measuring stars as extended objects using Optical Interferometry. The main challenge this technique has had to address is the distortion of interfering wavefronts caused by atmospheric turbulence and the consequent loss of coherence in signals across long baselines. This challenge could be addressed with the development of Speckle Interferometry (SI) ([Labeyrie 1970](#)) five decades later. SI, chronologically the second high-angular-resolution technique to be developed, retrieves diffraction-limited information recorded by a single-aperture telescope by effectively “freezing” atmospheric turbulence through short-exposure imaging and, subsequently, extracting the object’s spatial coherence from the Fourier-domain statistics of the recorded speckle patterns via post-observation data processing. By demonstrating that atmospheric phase perturbations can be effectively mitigated through temporal sampling combined with statistical phase reconstruction, SI eliminated a longstanding fundamental limitation that had constrained the performance of optical Michelson interferometry. This development established a conceptual link between the earliest interferometric instruments and

^{*}E-mail: niturai201296@gmail.com

modern MI facilities, such as VLTI and CHARA, characterized by the implementation of adaptive optics, closure-phase techniques, and stable long-baseline beam combination (Monnier 2003; Pedretti et al. 2009). Although at present, SI falls short of MI in key performance parameters, including angular resolution, signal-to-noise ratio, imaging fidelity, and operational maturity, it nonetheless maintains a substantial competitive advantage for close-binary surveys and rapid orbit-determination programs, in addition to offering significant benefits in terms of operational simplicity and cost-efficiency. The third technique that emerged three decades after MI is that of Intensity Interferometry (II), pioneered by Hanbury Brown and Twiss (Hanbury Brown & Twiss 1956; Hanbury Brown et al. 1974). II measures second-order correlations of intensity fluctuations between spatially separated detectors. The squared modulus of the complex degree of coherence is obtained without requiring optical beam combination or phase stability. This technique is inherently immune to atmospheric phase fluctuations but provides only visibility amplitudes and suffers from low signal-to-noise ratios due to its reliance on photon statistics. While II offers superior baseline potential and turbulence immunity (Kieda 2022; Stefano Vercellone 2023), its present-day sensitivity and imaging maturity remain inferior to Michelson interferometry, and only partially competitive with speckle techniques for specialized bright targets.

SI circumvents the blurring effects of atmospheric turbulence by freezing the turbulent wavefront in short-exposure images and recovers high spatial frequency information of the source from the statistical properties of the speckle pattern in Fourier space. Over the past few decades, optical SI has matured into a powerful technique for achieving diffraction-limited resolution with ground-based telescopes. Since its early demonstrations (Labeyrie 1970), SI has been successfully applied worldwide to a broad range of science cases, including the detection and orbital characterization of binary and multiple stellar systems, finding new companions (McAlister 1977; Hartkopf et al. 1999; Horch et al. 2017; Howell et al. 2025), studies of exoplanet’s host stars (Howell et al. 2011), and investigations of stellar surfaces and winds in massive and evolved stars such as OB-type, Wolf-Rayet, and pulsating stars (Weigelt & Ebersberger 1986). In addition to its primary role in recovering diffraction-limited information on stellar sources, sequences of short-exposure (speckle) images inherently carry statistical signatures of atmospheric turbulence. By analyzing the temporal and spatial statistics of speckle motion and intensity fluctuations, parameters such as atmospheric seeing (Fried parameter r_0), coherence time (τ_0), and tilt-anisoplanatic angle (θ_0) can be estimated from the data itself, providing valuable site characterization without dedicated instruments (Fried 1966; von der Lühse 1984; Hickson et al. 2019; Reddy et al. 2019). Despite its proven potential and relatively modest instru-

mental requirements, SI remains largely unexplored by the Indian optical astronomy community.

In this work, as a pilot, we investigate the feasibility of implementing SI as an intermediate angular-resolution technique for six binary star systems as a sample using the Devasthal Fast Optical Telescope (DFOT). As a single-aperture interferometric method, SI can be readily implemented using existing high-speed CCD or sCMOS detectors already available at Indian observatories. This makes SI an immediately accessible pathway to resolution-enhanced observations, without the need for the large-scale infrastructure typically required by long-baseline optical interferometers, which are necessary for MI and II. The successful adoption of SI can therefore bridge the gap between conventional seeing-limited imaging and future optical interferometric facilities, complementing India’s strong expertise in radio interferometry.

DFOT is a 1.3 m optical telescope located at the Devasthal site near Nainital, operated by the Aryabhata Research Institute of Observational Sciences (ARIES). Designed with a Ritchey-Chrétien Cassegrain optical configuration and a fast f/ratio (F/4), DFOT is optimized for wide-field and time-domain observations. The telescope has already contributed to a wide range of scientific programs, including studies of star clusters, variable stars, exoplanet transits, active galactic nuclei (AGN), quasars, blazars, and faint galaxies (Sagar et al. 2011; Pandey et al. 2019; Mannaday et al. 2020). These successes demonstrate DFOT’s strong observational capabilities and motivate its extension toward intermediate angular-resolution stellar studies.

The implementation of SI on DFOT would significantly expand its scientific scope, particularly for bright stellar systems with single, binary, and multiple stars. It will complement the SI observations and analysis obtained from the Devasthal Optical Telescope (DOT). Even at intermediate angular resolution, SI observations can provide critical constraints on stellar parameters such as angular separation, position angle, flux ratio, and orbital elements, which are essential inputs for detailed physical modeling of stellar systems. Speckle data obtained from sustained SI observations using DFOT and DOT can also provide valuable site information on the telescopes at ARIES by estimating the local atmospheric turbulence parameters. This would help in the future prospects of on-site adaptive optics instrumentation.

In this paper, we present an initial attempt to approach the diffraction limit of DFOT using speckle observations. Due to the current lack of optimized instrumentation, the recorded speckle patterns do not yet achieve ideal contrast. Nevertheless, we demonstrate the ability to correct tracking-related positional errors in resolved binary systems, highlighting the practical feasibility of SI with DFOT. These preliminary results strongly motivate the development of dedicated instrumentation and detector optimization at the telescope focus. Our long-term

goal is to establish DFOT as a facility capable of routine intermediate-resolution optical interferometry, enabling a broad range of high-impact science cases involving bright stellar objects.

This paper is organized as follows. In the next section 2, we discuss the instrumentation and observational setup of SI at DFOT. Section 3 describes the speckle observations of binaries using DFOT. The subsequent section 4 details the data acquisition strategy and results. We then present a discussion and conclusions emphasizing the role of SI as a practical and powerful intermediate-resolution technique for Indian optical astronomy.

2 DFOT and Detector Camera




Figure 1: The Devasthal Fast Optical Telescope (DFOT) along with the sCMOS camera at the backend. The attached computer system is kept at the right, and the dome is closed.

The observations presented in this work are carried out using the Devasthal Fast Optical Telescope (DFOT), a 1.3-m class optical telescope optimized for wide-field and time-domain astronomy. A view of the telescope, equipped with a scientific complementary metal-oxide-semiconductor (sCMOS) camera detector at the back end, is shown in Figure 1. The computer system interfaced with the detector is positioned on the right side of the setup. During detector installation and computer system attachment, the telescope dome is kept closed.

Achieving diffraction-limited resolution with any telescope requires spatially well-resolved speckle patterns distributed over multiple pixels. We attempted to meet this requirement by installing the sCMOS camera at the DFOT’s backend. For our observations, we employed a MP Andor Marana sCMOS camera with a detector format of 2048×2048 pixels, providing a field of view of approximately 8.8×8.8 arcmin² on the sky. Such a large field of view is not essential for speckle observations; therefore, only a selected subset of detector pixels is

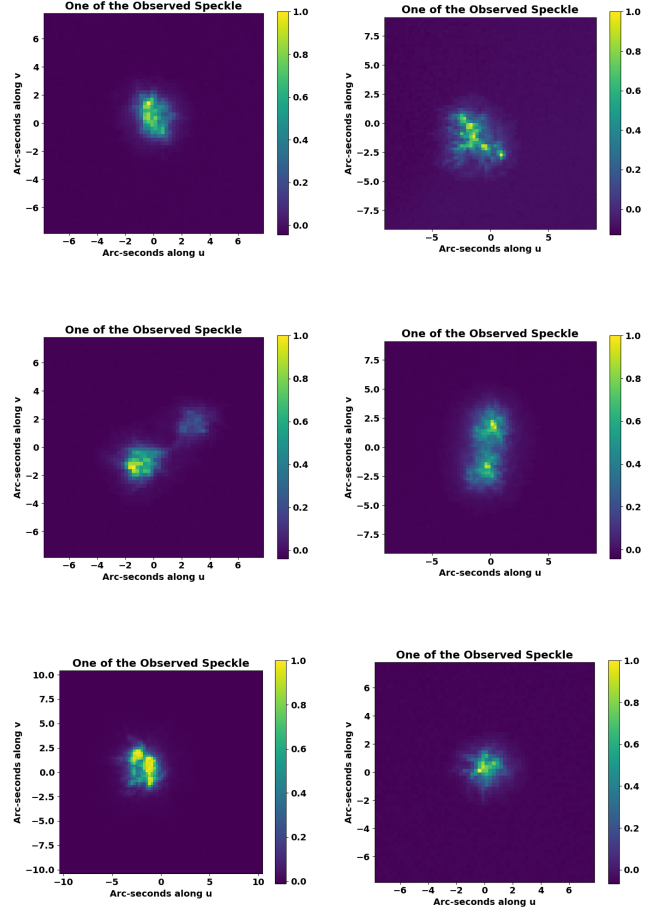


Figure 2: Representative speckle images of six binary systems-A Bootis, α Ophiuchi, γ Leonis, γ Virginis, α Virginis, and ζ Herculis-arranged from top left to bottom right. Each frame has an exposure time of 2 ms and has been corrected for instrumental effects through bias subtraction and flat-field normalization.

used for data acquisition. However, the speckle patterns obtained in our observations are noticeably blurred, as shown in Figure 2, indicating that the system did not operate under diffraction-limited conditions. These results suggest that further instrumental optimization is necessary to improve speckle contrast and achieve diffraction-limited performance with DFOT. The preliminary nature of these observations motivates additional testing with alternative detectors, as well as the implementation of supplementary optical and instrumental modifications to enable reliable speckle image reconstruction.

3 Speckles of Six Binaries

We observed six binary star systems using the DFOT equipped with a sCMOS camera (discussed in the previous section) mounted at the telescope’s backend on 5th March 2025. The observations are taken using the R-band filter with effective wavelength (λ_{eff}) of ~ 650 nm.

Star System	Binary	Orbital Period	Semi-major Axis	Citation Source
A Boötis (1 Boo)	Yes	~ 212 days	$\sim 2.3''$	Ren & Fu (2013)
Alpha Ophiuchi	Yes	$\sim 3,139$ days	$\sim 430''$	Gardner et al. (2021)
Gamma Leonis	Yes	~ 553 years	$\sim 3.09''$	Takeda (2023)
Gamma Virginis	Yes	~ 168.93 years	$\sim 3.639''$	Scardia et al. (2007)
Alpha Virginis	Yes	~ 4.01 days	$\sim 1.71''$	Tkachenko et al. (2016)
Zeta Herculis	Yes	~ 34.45 years	$\sim 1.33''$	Söderhjelm (1999)

Table 1: The nature of the selected sources for speckle observation with DFOT, along with their orbital period and semi-major axis.

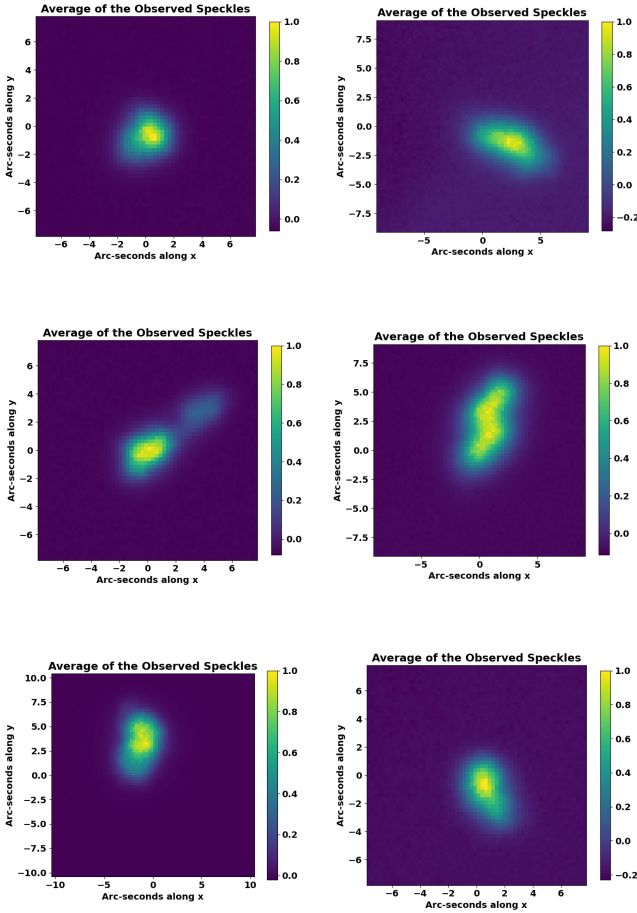


Figure 3: The average of speckle patterns over many frames for six binary systems: A Bootis, Alpha Ophiuchi, Gamma Leonis, Gamma Virginis, Alpha Virginis, and Zeta Herculis, arranged from top left to bottom right. The tailed nature in each averaged speckle shows the binary behavior of targets.

The selected targets include a mix of wide and close binaries; more information is in Table 1. These targets are chosen to evaluate the performance of sCMOS-based speckle observations across different binary separations. The sCMOS camera successfully recorded speckle patterns for both wide and close binary systems, resolving the visual orbits of wider binaries while capturing the characteristic speckle structure of closer pairs. Figure 2 shows representative speckle patterns for each observed target, arranged from top left to bottom right. All images are pre-processed to correct for instrumental systematics by applying standard bias subtraction and flat-field normalization procedures prior to any subsequent analysis. Each speckle frame is obtained with an exposure time of 2 ms. For each target, 20 frames are recorded per set, with a total of 11 sets for A Bootis, 26 sets for α Ophiuchi, 15 sets for γ Leonis, 25 sets for γ Virginis, 15 sets for α Virginis, and 15 sets for ζ Herculis.

The instantaneous speckle images do not provide stable spatial information due to strong atmospheric turbulence, and even the resolved orbits of wide binaries are discernible only in terms of speckle structures. For wide binary systems, orbital signatures can be identified directly in individual speckle frames, but the associated positional uncertainties remain large owing to the rapid temporal evolution of speckle patterns driven by atmospheric seeing variations.

In the case of close binary systems, the speckle patterns are neither sufficiently well resolved nor clear enough to achieve diffraction-limited performance with the current instrumental configuration. Furthermore, averaging over all recorded frames does not yield a static or clearly resolved orbit, as illustrated in Figure 3. Despite these limitations, the present results demonstrate the feasibility of conducting speckle imaging with DFOT and provide a strong impetus for future dedicated observing campaigns. With upgraded instrumentation capable of producing well-resolved speckle patterns, such efforts are expected to approach the diffraction limit and thereby enable substantially more precise characterization of binary star systems.

4 The Tracking Errors in Orbit

The recorded speckle patterns are not of sufficient quality to the diffraction limit of DFOT, and consequently, close binary systems remain unresolved in the present observations after analysis with the traditional method (shown in the first, second, fifth, and sixth panels of fig. 4). Nevertheless, the detected speckle structures demonstrate the feasibility of the approach and motivate further improvements in instrumentation aimed at reaching the diffraction limit.

For wide binary systems, partial orbital resolution is achievable using individual speckle frames. However, the speckle patterns exhibit significant temporal variability driven by atmospheric turbulence, which introduces tracking errors in the inferred orbital parameters.

To mitigate these effects, we applied the traditional SI technique: the Fourier transform of each speckle frame was computed, then averaged and subsequently autocorrelated (see [Rai et al. 2025](#)). Figure 4 presents the resulting auto-correlation functions for the observed binary systems. In some cases, the characteristic side lobes associated with binary signatures are clearly visible, indicating successful recovery of the binary’s static orbit (panels 3 and 4 of Fig. 4). The projected orbit of Gamma Leonis and Gamma Virginis is approximately $\sim 4.44''$ and $\sim 2.71''$ in the third and fourth panels of Fig. 2. The uncertainty with time will be there mainly due to atmospheric turbulence on the signal. However, the third and fourth panel of Fig. 4 shows the value independent of any perturbation due to FT and averaging over many frames. It says that the projected orbit of Gamma Leonis and Gamma Virginis is $\sim 5''$ and $\sim 3.44''$ respectively at the observing time. For other targets, the binaries remain unresolved due to unfocused or degraded speckle patterns.

Although atmospheric effects and instrumental constraints limit the current results, they highlight the potential of speckle interferometry with DFOT and strongly motivate future dedicated observations with improved instrumentation to reduce tracking errors and achieve diffraction-limited performance.

5 Motivation and Conclusion

This work is motivated by an exploratory attempt to employ a 2048×2048 sCMOS camera for speckle observations on the DFOT. The primary goal is to assess the feasibility of recording speckle patterns of binary star systems using a sCMOS detector and to evaluate the performance of speckle autocorrelation techniques under real observing conditions. We successfully recorded speckle patterns for several binary systems and computed the autocorrelation for individual frames, followed by averaging over many frames. This approach effectively mitigates tracking errors in observations of wide binary systems. However, for close binaries, the method does not

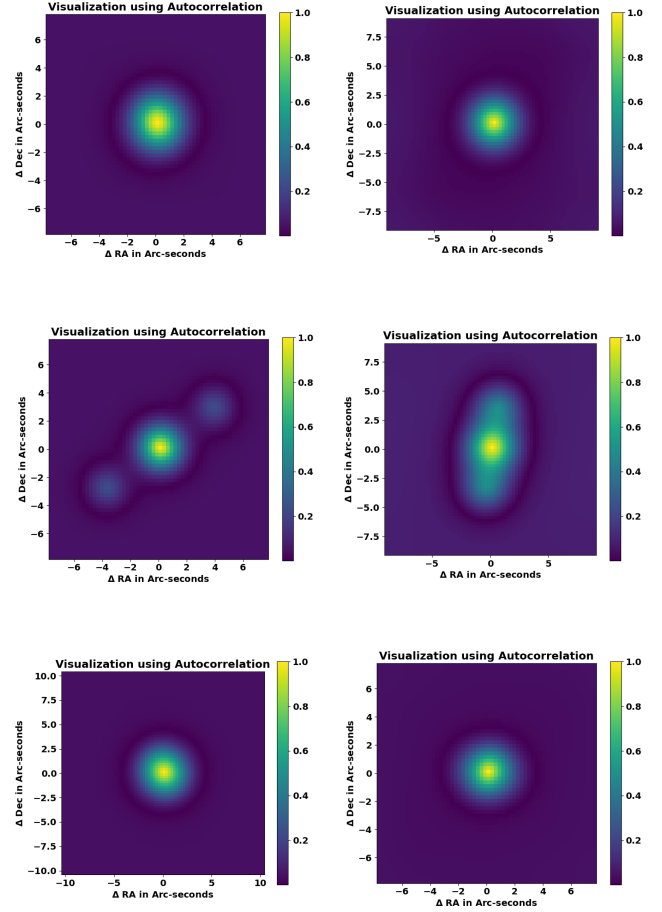


Figure 4: Auto-correlation of speckle patterns averaged over many frames for six binary systems: A Bootis, Alpha Ophiuchi, Gamma Leonis, Gamma Virginis, Alpha Virginis, and Zeta Herculis, arranged from top left to bottom right. The top two and the bottom two panels show the single nature of the respective binary star systems due to unresolved speckle patterns (shown in fig. 2), which can be solved with additional instrumentation on detectors, including lenses and narrow filters. The third and fourth panel clearly exhibits the characteristic three-lobed structure, revealing the binary nature and a stable orbital signature of variable speckles over time, shown in fig. 2. These results demonstrate that the autocorrelations of many frames effectively suppress atmospheric variability over the resolved binaries, allowing the underlying binary structure to emerge.

recover the binary signature. Although the observations did not reach the diffraction limit of DFOT, the results provide valuable insight into the limitations of sCMOS-based speckle imaging in this configuration. Importantly, this study motivates future efforts to implement sCMOS or CCD-based speckle observations and to pursue more advanced science cases with improved instrumental setups.

Acknowledgements

The authors thank the engineers and technical staff at the observatory site for their invaluable support during the observations and instrumentation efforts.

References

- Diamond, P. & Gupta, Y. 2017, *Current Science*, 649
- Fried, D. L. 1966, *Journal of the Optical Society of America*, 56, 1372, introduced Fried parameter r_0 , fundamental to atmospheric turbulence modelling
- Gardner, T., Monnier, J. D., Fekel, F. C., et al. 2021, *The Astrophysical Journal*, 921, 41
- Hanbury Brown, R. & Twiss, R. Q. 1956, *Nature*, 178, 1046
- Hanbury Brown et al., R. 1974, *Monthly Notices of the Royal Astronomical Society*, 167, 121
- Hartkopf, W. I., Mason, B. D., Gies, D. R., et al. 1999, *The Astronomical Journal*, 118, 509
- Hickson, P., Ma, B., Shang, Z., & Xue, S. 2019, arXiv e-prints
- Horch, E. P., Casetti-Dinescu, D. I., Camarata, M. A., et al. 2017, *The Astronomical Journal*, 153, 212
- Howell, S. B., Everett, M. E., Sherry, W., Horch, E., & Ciardi, D. R. 2011, *The Astronomical Journal*, 142, 19
- Howell et al., S. B. 2025, *The Astrophysical Journal Letters*, 988, L47
- Kieda, D. B. 2022, in *Optical and Infrared Interferometry and Imaging VIII*, Vol. 12183, *International Society for Optics and Photonics (SPIE)*, 121830D
- Labeyrie, A. 1970, *Astronomy and Astrophysics*, Vol. 6, p. 85 (1970), 6, 85
- Mannaday, V. K., Thakur, P., Jiang, G., et al. 2020, *The Astronomical Journal*, 160, 47
- McAlister, H. A. 1977, *Astrophysical Journal*, Part 1, vol. 215, July 1, 1977, p. 159-165., 215, 159
- Michelson et al., A. A. 1921, *Proceedings of the National Academy of Sciences*, 7, 143
- Monnier, J. D. 2003, *Reports on Progress in Physics*, 66, 789
- Pandey, A., Gupta, A. C., Wiita, P. J., & Tiwari, S. 2019, *The Astrophysical Journal*, 871, 192
- Pedretti, E., Monnier, J. D., ten Brummelaar, T., & Thureau, N. D. 2009, *New Astronomy Reviews*, 53, 353
- Rai, K. N., Panwar, N., Pandey, J. C., et al. 2025, arXiv preprint arXiv:2512.07971
- Reddy, S. V., Banyal, R. K., Sridharan, R., & Selvaraj, A. 2019, *Research in Astronomy and Astrophysics*, 19, 074
- Ren, S. & Fu, Y. 2013, *The Astronomical Journal*, 145, 81
- Sagar, R., Omar, A., Kumar, B., et al. 2011, *Current Science*, 1020
- Scardia, M., Argyle, R. W., Prieur, J.-L., et al. 2007, *Astronomische Nachrichten: Astronomical Notes*, 328, 146
- Söderhjelm, S. 1999, *Astronomy and Astrophysics*, v. 341, p. 121-140 (1999), 341, 121
- Stefano Vercellone. 2023
- Swarup, G. 1984, *Journal of Astrophysics and Astronomy*, 5, 139
- Swarup, G., Ananthakrishnan, S., Kapahi, V., et al. 1991, *Current science*, 60, 95
- Takeda, Y. 2023, *Astrophysics and Space Science*, 368, 56
- Tkachenko, A., Matthews, J. M., Aerts, C., et al. 2016, *Monthly Notices of the Royal Astronomical Society*, 458, 1964
- von der Lühe, O. 1984, *Journal of the Optical Society of America A*, 1, 510, spectral-ratio method relating ensemble speckle statistics to turbulence parameters
- Weigelt, G. & Ebersberger, J. 1986, *Astronomy and Astrophysics (ISSN 0004-6361)*, vol. 163, no. 1-2, July 1986, p. L5, L6. DFG-supported research., 163, L5