

MENTALBENCH: A Benchmark for Evaluating Psychiatric Diagnostic Capability of Large Language Models

Hoyun Song^{1*} Migyeong Kang^{2*} Jisu Shin¹ Jihyun Kim² Chanbi Park³
 Hangyeol Yoo⁴ Jihyun An⁵ Alice Oh¹ Jinyoung Han^{2†} KyungTae Lim^{1†}

¹Korea Advanced Institute of Science and Technology (KAIST)

²Sungkyunkwan University ³Dongguk University Medical Center

⁴Seoul National University of Science and Technology (Seoultech)

⁵Samsung Medical Center

{hysong, ktlim}@kaist.ac.kr gy77@g.skku.edu jinyoungan@skku.edu

Abstract

We introduce MENTALBENCH, a benchmark for evaluating psychiatric diagnostic decision-making in large language models (LLMs). Existing mental health benchmarks largely rely on social media data, limiting their ability to assess DSM-grounded diagnostic judgments. At the core of MENTALBENCH is MENTALKG, a psychiatrist-built and validated knowledge graph encoding DSM-5 diagnostic criteria and differential diagnostic rules for 23 psychiatric disorders. Using MENTALKG as a golden-standard logical backbone, we generate 24,750 synthetic clinical cases that systematically vary in information completeness and diagnostic complexity, enabling low-noise and interpretable evaluation. Our experiments show that while state-of-the-art LLMs perform well on structured queries probing DSM-5 knowledge, they struggle to calibrate confidence in diagnostic decision-making when distinguishing between clinically overlapping disorders. These findings reveal evaluation gaps not captured by existing benchmarks. All resources are publicly released.¹

1 Introduction

The global burden of mental disorders continues to increase (Organization, 2022), motivating interest in whether large language models (LLMs) can support mental health-related analytical tasks (Kim and Wang, 2025; Tong et al., 2025). Prior work suggests that LLMs can identify clinically relevant signals in text and generate plausible diagnostic hypotheses by leveraging mental health knowledge acquired during pretraining (Li et al., 2024; Wang et al., 2024; Omar and Levkovich, 2025). However, psychiatric diagnosis is a high-stakes, criteria-driven process, and it remains unclear whether existing evaluations meaningfully assess how LLMs apply diagnostic criteria under realistic conditions.

A central difficulty in psychiatric diagnosis arises from its inherently multi-criteria and boundary-sensitive decision structure. Diagnostic judgments are governed by standardized frameworks such as DSM-5, which require integrating symptom combinations, duration constraints, functional impairment, exclusion rules, and distinctions between clinically similar disorders (Clark et al., 2017). In practice, these judgments are further complicated by incomplete or selectively reported patient information. As a result, evaluating diagnostic performance requires benchmarks that go beyond factual recall of diagnostic criteria and test how models make decisions when diagnostic boundaries are unclear.

Despite this need, existing mental health benchmarks remain limited. Importantly, this gap reflects not a lack of interest, but the inherent difficulty in constructing high-quality psychiatric diagnostic data. Strict privacy regulations, the absence of objective biomarkers, and the complexity of formal diagnostic logic make large-scale curation of expert-validated datasets exceptionally challenging (Ive, 2022; Vedanta and Rao, 2024). Consequently, most benchmarks rely on social media data and self-reported labels (Yates et al., 2017; Co-han et al., 2018), which are ill-suited for evaluating DSM-grounded diagnostic judgments or systematic differential diagnosis. To date, no benchmark has been designed to rigorously assess psychiatric diagnostic decision-making in controlled yet clinically grounded settings.

In this work, we introduce MENTALBENCH, a benchmark designed to address this gap. At its core is MENTALKG, a psychiatrist-built and validated knowledge graph that explicitly encodes DSM-5 diagnostic criteria and differential diagnostic rules for 23 psychiatric disorders. MENTALKG serves as a golden-standard logical backbone, constructed with direct expert involvement rather than automatically extracted from text. Leveraging this struc-

*Equal Contribution

†Corresponding Authors

¹<https://github.com/HoyunS/MentalBench>

tured knowledge, we generate diagnostic scenarios through rule-consistent augmentation and subsequently review them with psychiatrists to ensure clinical plausibility. This design yields synthetic data with low annotation noise and enables fine-grained analysis: model errors can be disentangled into deficiencies in domain knowledge versus failures in applying diagnostic criteria.

Using MENTALKG as a foundation, MENTALBENCH comprises 24,750 synthetic clinical cases that systematically vary along two clinically critical axes: information completeness (from structured medical-chart-like descriptions to incomplete patient self-reports) and diagnostic complexity (from single-disorder cases to challenging differential diagnosis scenarios). These controlled variations allow us to evaluate not only whether a model can identify relevant diagnoses, but also whether it can appropriately determine the number of diagnoses to commit to in ambiguous settings.

Our experimental results reveal a nuanced limitation of current LLMs. While models demonstrate strong performance on structured, single-answer queries that directly probe DSM-5 knowledge, they struggle when faced with clinically similar disorders where the key challenge lies in deciding whether to commit to a single diagnosis or retain multiple plausible alternatives. This difficulty in calibrating diagnostic commitment, rather than a lack of factual knowledge, emerges consistently across model families and remains largely unexamined by existing benchmarks. Our contributions are threefold:

- We construct MENTALKG, a psychiatrist-built and validated knowledge graph encoding DSM-5 diagnostic criteria and differential diagnostic rules for 23 psychiatric disorders.
- We introduce MENTALBENCH, a clinically grounded benchmark of 24,750 synthetic diagnostic cases generated from expert-curated logic, enabling low-noise and interpretable evaluation.
- We provide a systematic analysis showing that current LLMs struggle not with recalling diagnostic knowledge, but with calibrating diagnostic commitment in the presence of clinically overlapping conditions.

2 Related Work

2.1 LLMs in Mental Health Diagnosis

Recent studies demonstrate that LLMs can identify clinically meaningful patterns in text and suggest

potential diagnoses (Yang et al., 2023, 2024; Song et al., 2025; Ozgun et al., 2025). Despite promising results, the studies simultaneously revealed limitations in performing diagnostic decision-making. For instance, Yang et al. (2023) found that LLMs often fail to identify clinical signals present in text, leading to inaccurate diagnoses. Similarly, Ozgun et al. (2025) discovered systematic misclassification patterns among clinically similar disorders, where models frequently confuse adjustment disorder with depression and bipolar disorder with depression. These findings highlight the necessity of systematically evaluating LLMs’ psychiatric diagnostic capabilities before their integration into real-world clinical practice.

2.2 Benchmarks for Mental Health Diagnosis

Most existing benchmarks for mental health diagnosis rely on social media data (Shing et al., 2018; Ji et al., 2022; Coppersmith et al., 2015b; Pirina and Çöltekin, 2018), which depend on self-reported labels and lack clinically validated ground truth. This reliance reflects the inherent difficulty of constructing high-quality psychiatric diagnostic datasets, given strict privacy regulations, the absence of objective biomarkers, and the complexity of formal diagnostic logic. Recent question-answering benchmarks (Jin et al., 2023; Alhuzali et al., 2024; Racha et al., 2025) expand beyond social media classification, but primarily assess factual knowledge or cover a limited range of disorders, failing to capture the decision-making complexity of clinical diagnosis. In contrast, MENTALBENCH is built upon a psychiatrist-validated knowledge graph that explicitly encodes DSM-5 diagnostic criteria and differential diagnostic rules, enabling logic-grounded evaluation of psychiatric diagnostic capabilities.

2.3 Question Answering Benchmarks in Medical Domain

In general medicine, benchmarks such as MedQA (Jin et al., 2021), MedMCQA (Pal et al., 2022), and PubMedQA (Jin et al., 2019) are widely used to evaluate medical knowledge in LLMs. However, mental health-related cases form only a small subset of these datasets and do not reflect the unique challenges of psychiatric diagnosis, which often involves ambiguous symptom descriptions and clinically overlapping conditions. Unlike general medical QA, psychiatric diagnosis requires deciding whether to commit to a single diagnosis or retain multiple plausible alternatives. MEN-

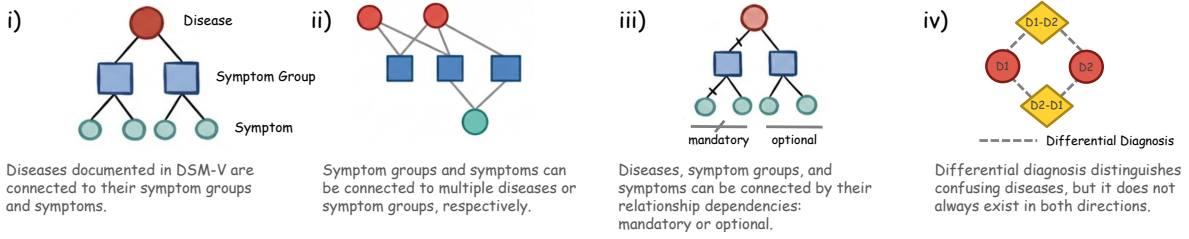


Figure 1: Overview of the knowledge graph schema. The framework models the hierarchical and relational dependencies between disorders, symptom groups, and symptoms, alongside directional differential diagnoses. The resulting graph comprises 23 Disorder nodes, 23 Symptom Group nodes, 84 Symptom nodes, and 87 Differential Diagnosis nodes. These entities are interconnected via *mandatory* edges, *included-in* (hierarchical) edges, and *differential diagnosis* edges, forming a dense network of clinical dependencies.

TALBENCH explicitly models this challenge by incorporating both informational uncertainty and diagnostic complexity, which are not addressed by existing medical benchmarks.

3 MENTALKG

Due to the diagnostic complexity resulting from overlapping symptoms among psychiatric disorders, generating clinical cases without guiding psychiatric diagnostic criteria can produce clinically vague cases that lack diagnostic representativeness. To ensure the clinical reliability of the generated cases, we construct MENTALKG, a psychiatrist-validated knowledge graph that structurally formalizes DSM-5 (American Psychiatric Association et al., 2013) diagnostic criteria. Our graph decomposes complex clinical diagnostic criteria into four distinct entity types: Symptom, Symptom Group, Disorder, and Differential Diagnosis.

3.1 Graph Components

Symptom Nodes. MENTALKG comprises 84 symptom nodes (S) covering the diagnostic criteria for 23 mental disorders. Each symptom node contains two attributes: a textual description describing the clinical meaning of the symptom, and a set of subtypes representing its specific manifestations.

Symptom Group Nodes. The DSM-5 often organizes symptoms into clinically relevant groups, such as *depressive* and *manic episodes*. To represent this hierarchy, we introduce 23 symptom group nodes (G), which aggregate related symptom nodes.

Disorder Nodes. MENTALKG contains 23 disorder nodes (D) corresponding to specific mental disorders in DSM-5, which we select in consultation with psychiatrists based on two criteria: (1) high clinical prevalence, (2) need for differential diagnosis from other disorders. We map DSM-5 diagnostic criteria for each disorder in MENTALKG

to a structured graph representation, connecting disorder nodes (D) directly to symptom group nodes (G) to represent the symptoms required for diagnosis (details are in Figure 1). For more fine-grained diagnostic requirements, such as minimum symptom thresholds and duration constraints, we encode them as internal attributes of the disorder nodes. Through this process, the natural language descriptions of DSM-5 are effectively transformed into structurally formalized information in the graph.

Differential Diagnosis Nodes. In clinical practice, patients’ self-reports rarely perfectly match the diagnostic criteria of a single disorder. Challenges often arise when symptoms overlap, or clinical evidence is inconclusive; for instance, a patient presenting with depression who also exhibits manic features requires careful differentiation between *Major Depressive Disorder* and *Bipolar II Disorder*. To address this, we introduce differential diagnosis nodes (D_d) connecting a primary suspicion (D_1) to an alternative (D_2) via a directed edge. This directionality captures scenarios where a patient resembles D_1 , but specific confounding contexts (e.g., ambiguous duration or shared symptoms) necessitate the evaluation of D_2 .

Each node internally encodes the differential diagnostic criteria using the following three attributes: (1) *Triggering Condition*, which specifies additional symptoms that prompt the need for differential diagnosis; (2) *Key Difference*, which represents the core points of divergence between the two disorders; and (3) *Discriminating Rules*, which specify conditional decision rules for determining the final diagnosis. For example, when depressive episodes co-occur with elevated mood, differential diagnosis between MDD and BD becomes necessary. The key difference lies in whether manic symptoms collectively satisfy the criteria for a Manic Episode: if so, BD is diagnosed; otherwise, MDD. Table 4 illustrates this example.

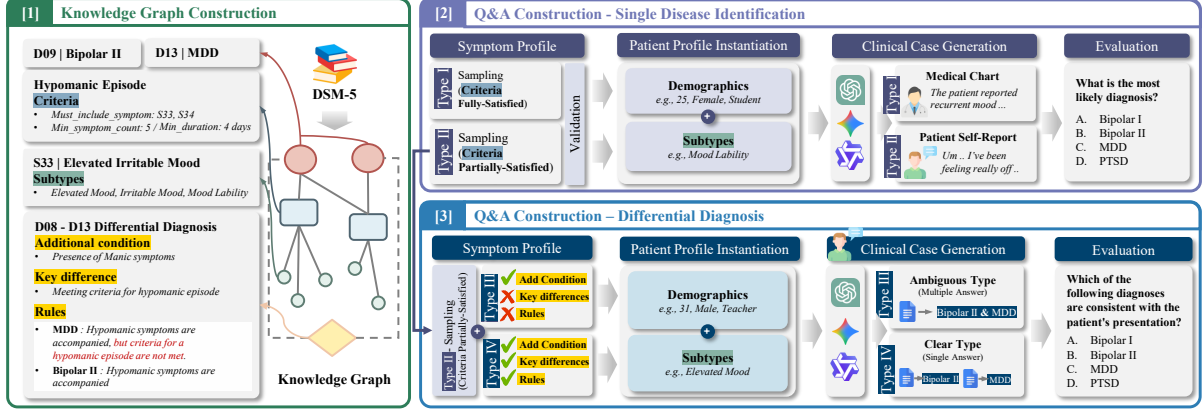


Figure 2: Overview of the clinical case generation framework for constructing MENTALBENCH. Our pipeline consists of three stages: (1) Symptom Profile Construction, where concrete symptom configurations are sampled from MENTALKG; (2) Patient Profile Instantiation, which assigns demographic and specific symptom manifestations; and (3) Clinical Case Generation, which synthesizes clinical cases based on patient profiles. These processes are applied under two clinical scenarios: Single-Disease Identification and Differential Diagnosis.

3.2 Expert Validation

The entire construction process of MENTALKG was conducted in collaboration with two experts. Specifically, the psychiatrist validated the following aspects of the graph: (1) the clinical appropriateness of symptom subtypes within symptom nodes, (2) the alignment of the formalized diagnostic criteria with DSM-5 standards, and (3) the clinical validity of the differential diagnosis logic. Through iterative cycles of expert review and refinement, kg can structurally encode the complex diagnostic criteria and differential diagnostic logic of the DSM-5 rather than simply serving as a simple collection of disorder-symptom connections. A detailed validation process is provided in Appendix A.3.

4 MENTALBENCH

Building upon MENTALKG as a structured foundation, we generate MENTALBENCH, a question-answering benchmark consisting of synthetically generated clinical cases that describe specific patients' psychiatric symptom profiles and their corresponding diagnostic options. Following the generation pipeline illustrated in Figure 2, we generate four types of clinical cases across two diagnostic scenarios: (1) Single-Disease Identification (*Medical Chart*, *Patient Self-Report*) and (2) Differential Diagnosis (*Unambiguous*, *Ambiguous*).

4.1 Single-Disease Identification

In this setting, we focus on generating clinical cases for single-disease identification, where each case represents a clinically typical presentation for only a single mental disorder. The following subsections

detail the process of generating clinical cases for each type.

4.1.1 Symptom Profile Construction

Patients sharing the same psychiatric diagnosis often exhibit substantial clinical heterogeneity, characterized by diverse symptom combinations and varying durations. To capture this diversity in the generated clinical cases, we construct multiple symptom profiles for each disorder by sampling symptom configurations from MENTALKG. We consider two clinical scenarios.

Type 1 – Medical Chart. This type represents a clinical scenario in which a psychiatrist has completed a diagnostic interview with a patient and documented it in the medical chart. Under the assumption that all information necessary for diagnosis has been fully collected, we sample symptom combinations that strictly satisfy all DSM-5 diagnostic requirements, such as meeting the minimum symptom threshold (e.g., at least five required symptoms for MDD). We generate 5 seed profiles per disorder for this type.

Type 2 – Patient Self-Report. This type reflects a scenario in which patients directly describe their subjective distress to clinicians in their own words. Motivated by the clinical reality that patients tend to focus on chief complaints while omitting secondary symptoms (Feng et al., 2021; McBride et al., 2018), we sample incomplete symptom profiles from MENTALKG that include core symptoms of the target disorder but fall below the DSM-5 diagnostic threshold (e.g., only three symptoms for MDD). In this type, we generate ten seed profiles per disorder.

<div>Patient Profile</div> <div><ul style="list-style-type: none">• Disease: Major Depressive Disorder• Symptom: Depressed_Mood, Psychomotor_Changes, Worthlessness_Guilt, Death_Suicide• Duration: 5 Months• Demographics : 37/Male/Zookeeper/Married</div>		<div>Differential Diagnosis</div> <div>Bipolar II Disorder</div> <div><ul style="list-style-type: none">• Triggering Condition: Presence of Manic Symptoms• Key Difference: Meeting criteria for hypomanic episode• Discriminating Rules:<ul style="list-style-type: none">- Rule A: Hypomanic symptoms may be present, but criteria for a hypomanic episode are not met.- Rule B: Hypomanic symptoms are accompanied.</div>	
<div>Ambiguous</div> <div>A. Major Depressive Disorder & Bipolar II Disorder</div> <div>Trigger Condition</div> <div><ul style="list-style-type: none">• Presence of Manic Symptoms</div> <div>It's been close to five months now, this... gloom. At the zoo, I just shuffle from the primate enclosure to the big cats, barely speaking. I find myself just bursting into tears for no reason, sometimes right there in front of the capybaras. Then the guilt cycles start—replaying every single mistake I've ever made, every animal I could've fed better.... No plan, just this sudden, horrific impulse. It's draining, utterly draining. Sometimes, maybe for a day or two, I'll feel a burst of energy, almost too much, and I'll get a bunch of projects done around the house really fast, but it never lasts. Then it's back to this.</div>	<div>Unambiguous-A</div> <div>A. Major Depressive Disorder</div> <div>Discriminating Rule</div> <div><ul style="list-style-type: none">• Rule A (Meeting Hypomanic Episode Criteria)</div> <div>Lately, it feels like I'm moving through mud. Getting out of bed is a monumental effort, and I drag myself around the enclosures, feeling sluggish and heavy. Everything seems to take an eternity. I've been crying a lot too, often for no reason at all, just sudden bursts of tears I can't stop.... It's been like this for about five months now, making it almost impossible to focus on my duties. Sometimes I get brief bursts of energy, feeling pretty good for an hour or so, a slight lift in my mood, but it never lasts, and I've assured my doctor I've never experienced such an episode before.</div>	<div>Unambiguous-B</div> <div>A. Bipolar II Disorder</div> <div>Discriminating Rule</div> <div><ul style="list-style-type: none">• Rule B (Not Meeting Hypomanic Episode Criteria)</div> <div>For about five months now, I've just been in this deep slump. I find myself tearing up at the smallest things, sometimes for no reason at all. It's hard to even get around the enclosures at work. And the thoughts just go around and around.... I remember a few years ago, I had a period where I was incredibly productive, barely needed sleep for days, and felt absolutely buzzing with energy. I'd initiate all sorts of projects at the zoo, talking a mile a minute, feeling unusually confident. It lasted for about a week.</div>	

Figure 3: Examples of generated clinical cases for differential diagnosis between Major Depressive Disorder (MDD) and Bipolar II Disorder. *Ambiguous* cases integrate triggering conditions into base profiles, while *Unambiguous* cases further apply discriminating rules to yield a definitive diagnosis.

Option Choices. For each sampled symptom profile, we assign four diagnostic options. To evaluate whether models can discriminate between clinically similar disorders with a precise understanding of diagnostic criteria, distractors are selected from MENTALKG as disorders that share overlapping symptoms with the target disorder.

4.1.2 Patient Profile Instantiation

We convert symptom profiles into concrete patient profiles by assigning demographic attributes and specific symptom manifestations. Demographic information is sampled from pre-generated combinations produced using Gemini-2.5-Pro, and one predefined subtype is selected for each symptom node. This process yields five distinct patient profiles per symptom profile, capturing variability in clinical presentation. Further details on the demographic sampling process are provided in Appendix B.1.

4.1.3 Clinical Case Generation

The initialized patient profiles are converted into natural language using two styles aligned with the scenario types in Section 4.1.1. Profiles in the *Medical Chart* use a third-person perspective and clinical terminology to simulate psychiatrists' notes, whereas profiles in the *Patient Self-Report* use a first-person perspective and colloquial language to reflect patients' subjective reports. All scenarios are constrained to 150–200 words and instructed to avoid mentioning diagnostic labels. For each patient profile, we generate three scenarios per type using three LLMs—GPT-4.1, Gemini 2.5 Pro, and Qwen3-235B—to mitigate model-specific stylistic bias.

4.2 Differential Diagnosis

We next construct differential diagnosis cases to evaluate models' ability to distinguish among clinically similar disorders with overlapping symptom

profiles. We generate two types of cases: *Ambiguous*, which maintain clinical plausibility for multiple disorders by leveraging shared symptoms, and *Unambiguous* cases, which incorporate explicit discriminative cues that resolve the case to a single diagnosis.

4.2.1 Symptom Profile Construction

We construct symptom profiles by injecting differential diagnosis logic defined in MENTALKG into the predefined symptom profiles from Section 4.1.1. This design choice is motivated by the fact that symptom profiles fully satisfying diagnostic criteria for a specific disorder typically do not require differential diagnosis, whereas partially satisfied profiles leave room for multiple potential diagnoses that can be shifted by subtle clinical nuances. We define two differential diagnosis scenarios:

Type 3 – Ambiguous. These cases represent diagnostically ambiguous situations in which more than one disorder remains clinically plausible. We construct these cases by injecting the *Triggering Condition* from the target differential diagnosis node, which introduces additional symptoms that allow multiple candidate diagnoses to remain plausible.

Type 4 – Unambiguous. These cases represent diagnostic scenarios in which multiple disorders are initially plausible, but explicit discriminative cues enable the case to be resolved to a single diagnosis. We construct them by augmenting ambiguous symptom profiles with *Key Differences* and *Discriminating Rules* defined in the corresponding differential diagnosis nodes, yielding two variants per profile that resolve to either the original target diagnosis or the differential diagnosis.

Option Choices. We include the target and differential diagnoses as the primary options, with two additional distractors selected from less related

MODEL	Type 1	Type 2	Type 3	Type 4	Overall
Qwen 2.5 7B	85.85	76.87	50.70	11.59	36.12
Qwen 2.5 14B	94.15	82.26	44.78	31.83	46.55
Qwen 2.5 32B	92.87	83.04	49.20	30.89	47.08
Qwen 2.5 72B	93.85	83.10	52.75	18.25	41.66
Gemma 3 4B	79.65	64.90	34.04	18.41	33.34
Gemma 3 12B	92.81	78.32	48.28	15.79	38.50
Gemma 3 27B	92.87	84.09	52.51	9.20	36.85
Llama-3.1 8B	84.99	71.01	40.12	14.18	33.60
Llama-3.1 70B	91.94	80.81	39.75	34.97	47.09
MentalLaMA 7B	30.90	30.67	2.19	25.98	19.65
MentalLaMA 13B	52.17	46.75	18.10	16.17	23.45

MODEL	Type 1	Type 2	Type 3	Type 4	Overall
Qwen 3 8B	89.74	77.77	55.40	2.53	33.09
Qwen 3 14B	90.78	75.48	52.26	14.09	38.14
Qwen 3 32B	90.20	83.13	48.03	27.37	44.86
Qwen 3 235B	85.33	84.17	54.19	28.63	47.06
GPT 4o	74.61	79.97	40.25	48.30	52.43
GPT 5-mini	71.01	88.46	9.01	77.72	60.63
GPT 5.1	94.38	90.43	22.48	70.30	62.17
Claude Haiku-4.5	94.20	87.39	29.87	65.00	60.89
Claude Sonnet-4.5	94.32	91.16	14.99	74.84	62.69
Gemini 2.5-flash	93.39	85.27	27.94	60.96	57.90
Gemini 2.5-pro	93.91	88.20	35.16	59.82	59.65

Table 1: Main evaluation results across four distinct types on MENTALBENCH. Overall scores represent the weighted average proportional to the sample size of each type.

disorders to emphasize discrimination between the two targets. In *Ambiguous* cases, both target diagnoses are considered correct answers, whereas in *Unambiguous* cases, only one diagnosis is correct, as determined by the applied discriminating rules.

4.2.2 Clinical Case Generation

Differential diagnosis symptom profiles are instantiated into patient profiles using the same procedure as described in Section 4.1.2. For each profile, five patient variants are generated. All differential diagnosis cases are generated in the *Patient Self-Report* style using the pipeline described in Section 4.1.3. Representative examples of these generated cases are illustrated in Figure 3.

4.3 Data Statistics

We generate 24,750 clinical cases in total, comprising 1,725 for *Medical Chart*, 3,450 for *Patient Self-Report*, 6,525 for *Ambiguous*, and 13,050 for *Unambiguous* cases. Detailed statistics for each generation stage are summarized in Table 7.

4.4 Expert Validation

All constructed seed profiles are reviewed by two psychiatrists to ensure the clinical reliability of the generated clinical cases. Profiles that insufficiently represented the target disorder or exhibited clinically ambiguous profiles are revised based on the feedback. To further assess the quality of the generated cases, two experts evaluate 220 randomly sampled scenarios across all scenario types using a 5-point Likert scale. The evaluation considers three dimensions: *Linguistic Naturalness*, *Diagnostic Validity*, and *Clinical Realism*. With high inter-annotator agreement, the mean scores are 4.95, 4.44, and 4.89, respectively, indicating consistently high ratings across all evaluation dimensions. We report detailed results of expert validation in appendix B.2.

5 Experiments and Analysis

We conduct a comprehensive evaluation of diverse LLMs on MENTALBENCH to assess their psychiatric diagnostic capabilities in clinical settings.

5.1 Experimental Setup

We employ closed-source models from the GPT, Gemini, and Claude families, as well as open-source models including Qwen 2.5, Qwen 3, Gemma 3, Llama-3.1, and MentalLaMA. Notably, MentalLaMA (Yang et al., 2024) is a specialized model fine-tuned from Llama-2 for the mental health domain. For Types 1 and 2, models are instructed to select a single answer, whereas for Types 3 and 4, they are directed to choose one or more answers. Details of the model versions, prompts, and settings are in Appendix D. We measure accuracy using an exact match metric, recognizing a prediction as correct only if it identifies the complete set of ground-truth answers.

5.2 Diagnostic Capability Assessment

Performance Trends by Scale and Architecture.

The evaluation results for diverse model families on MENTALBENCH are shown in Table 1. Evaluation results show a clear hierarchy: proprietary models generally outperform open-source models, and performance generally improves with model scale, confirming that the benchmark effectively measures fundamental diagnostic capacity. Notably, MentalLaMA significantly underperforms despite domain specialization, suggesting that its reliance on the older Llama-2 architecture and social media training data does not generalize to rigorous clinical diagnosis.

Information Incompleteness and Diagnostic Trade-offs.

Scenario analysis highlights critical reasoning gaps. A universal performance drop from *Type 1* to *Type 2* exposes the challenge of information incompleteness, as models struggle to map

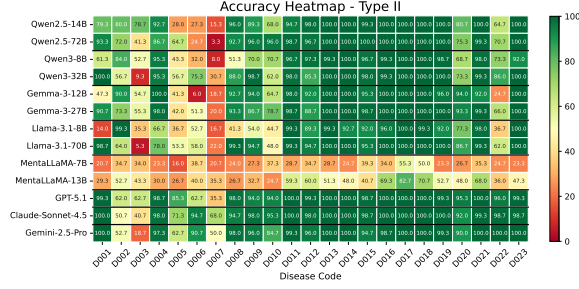


Figure 4: Heatmap of diagnostic accuracy across 23 mental disorders for each model, for *Type 2*

subjective, partial patient narratives to diagnostic criteria compared to structured charts. Furthermore, a trade-off emerges in differential diagnosis: proprietary models underperform on Ambiguous cases (*Type 3*) due to rigid decisiveness, whereas open-source models struggle with Unambiguous cases (*Type 4*), failing to strictly enforce exclusionary rules.

5.3 Disease-level Analysis

LLMs Struggle with Underrepresented Disorders. We further investigate the disease-specific performance of LLMs to better understand diagnostic accuracy at the level of individual disorders. Figure 4 presents the accuracy heatmaps for each of the 23 mental disorders under the *Type 2* setting. The results show marked limitations within the *D003–D007* cluster (spanning ADHD and the Schizophrenia spectrum), where accuracy drops significantly across most models. Crucially, this performance degradation aligns with the coverage analysis in Appendix A.1, which identifies that disorders in this cluster—particularly Schizoaffective Disorder (*D006*, *D007*)—have been largely excluded from prior research. This correlation suggests that the historical lack of comprehensive benchmarks has induced a blind spot in current LLMs, making them unreliable for conditions overlooked in existing datasets.

Symptomatic Overlap Drives Diagnostic Complexity. To investigate the impact of symptomatic overlap on model decision-making, we analyze results in the unambiguous scenarios (*Type 4*) by disease category. We focus on disorder groups that share overlapping dominant symptoms: *depressive episodes* and *psychotic features*. Figure 5 visualizes the mapping between the ground-truth diagnoses (left) and model predictions (right), demonstrating significant entanglement within these symptomatically similar clusters.

In the depressive cluster (bottom), we observe

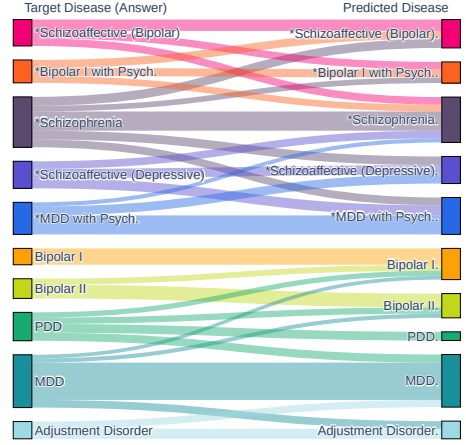


Figure 5: Confusion mapping between ground truth diagnoses (left) and model predictions (right) for *Type 4*

frequent misclassification between Major Depressive Disorder (MDD) and Adjustment Disorder, as well as between MDD and Bipolar Disorders. These error patterns align with prior research highlighting the challenge of distinguishing between disorders that share depressive episodes (Ozgun et al., 2025). Notably, models struggle significantly to correctly identify Persistent Depressive Disorder (PDD), a failure likely driven by their inability to resolve fine-grained temporal criteria, particularly the specific duration required to distinguish it from the more dominant MDD class.

Even more critical confusion emerges in the psychotic cluster (top), where boundaries between Schizophrenia, Schizoaffective Disorder, and Bipolar I with Psychotic Features are blurred. Unlike depressive disorders, this group has been underrepresented in prior computational studies—specifically, Schizoaffective Disorder has rarely been evaluated in existing benchmarks. The high level of mutual confusion observed here suggests that current models lack the ability to differentiate these conditions based on fine-grained differential criteria (e.g., the concurrence of mood episodes with psychosis), underscoring an urgent need for future work to address these complex diagnoses.

5.4 Error Patterns Analysis

Models Struggle to Calibrate Diagnostic Commitment. To investigate the reasoning failures driving the performance divergence observed in Table 1, we conduct a fine-grained error analysis on *Type 3* (Ambiguous) and *Type 4* (Unambiguous) scenarios. We categorize errors into three distinct types: (1) Over-diagnosis, where the model predicts supersets of the ground truth (i.e., failing to rule out distractors); (2) Under-diagnosis, where

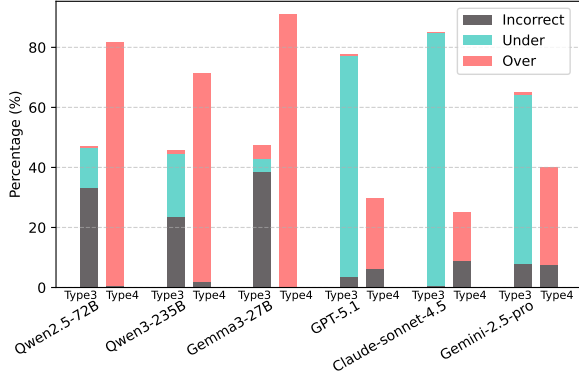


Figure 6: Distribution of error types across models for *Ambiguous* (Type 3) and *Unambiguous* (Type 4) tasks

the model predicts subsets (i.e., missing valid comorbidities); and (3) Incorrect, where the model predicts unrelated diagnoses.

Figure 6 illustrates the distribution of these error types, showing a fundamental failure to calibrate diagnostic commitment. Open-source models exhibit excessive commitment in *Type 4*, leading to widespread Over-diagnosis because they fail to apply exclusionary rules. Conversely, proprietary models appear rigidly calibrated toward decisiveness in *Type 3*, resulting in frequent Under-diagnosis (insufficient commitment) by forcing single-label predictions even when clinical evidence supports multiple conditions. This divergence highlights that current models lack the adaptive reasoning required to achieve this calibration, resulting in oscillation between excessive inclusivity and rigid strictness depending on the model architecture. Analysis using other metrics is also presented in Appendix C.1.

Models Lack Intrinsic Constraint Awareness.

Motivated by these calibration failures, we investigate the impact of prompt constraints to determine whether the performance gap stems from a lack of clinical knowledge or an inability to infer decision boundaries. Specifically, we compare performance in the *Type 4* setting across three instruction levels, where the prompt explicitly directs the model to ‘choose all applicable diagnoses’ (*Multiple*), ‘choose one or more answers’ (*Hybrid*), or ‘choose only one answer’ (*Single*)².

Figure 7 presents the performance results for each prompting strategy. All models perform robustly under the *Single*-answer constraint but struggle significantly in the *Multiple*- and *Hybrid*-answer settings. These results indicate that while models possess the correct latent clinical knowl-

²The prompts are listed in Appendix D.3.

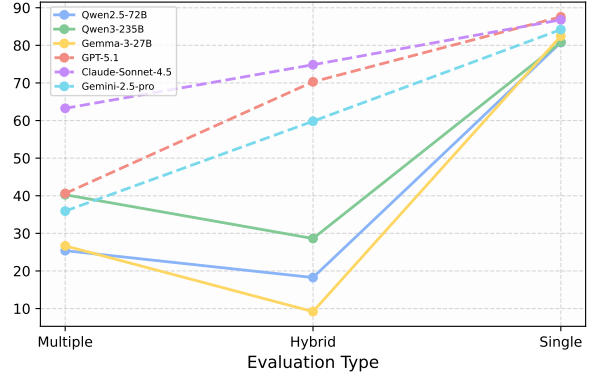


Figure 7: Impact of answer cardinality constraints on model performance

edge (evidenced by high accuracy when the search space is restricted), they lack the intrinsic awareness to infer diagnostic cardinality from clinical evidence alone. Without an explicit external constraint, models fail to self-regulate, struggling to distinguish between a primary diagnosis and potential distractors. Notably, although the specific failure patterns in the *Hybrid* setting vary by model (tending toward either over- or under-diagnosis), a consistent trend emerges: performance improves significantly across models when they are explicitly informed that there is only one correct answer. This reliance on explicit instructions exposes a critical limitation: current models cannot autonomously calibrate their prediction cardinality, a fundamental requirement for real-world diagnosis where the number of conditions is never pre-defined.

6 Conclusion

We introduce MENTALBENCH, a benchmark grounded in MENTALKG for rigorously evaluating psychiatric diagnostic reasoning. While our experiments confirm that LLMs possess robust latent knowledge of DSM-5 criteria, they exhibit critical diagnostic failures when applied to clinical scenarios. We find that models struggle to handle information incompleteness, with performance collapsing when shifting from structured charts to subjective patient narratives. Furthermore, models fail to calibrate diagnostic commitment, oscillating between excessive inclusivity and rigid strictness, and lack the intrinsic constraint awareness to define decision boundaries without explicit prompting. These findings confirm that MENTALBENCH poses a substantial diagnostic challenge to current state-of-the-art models. By establishing a rigorous evaluation framework, MENTALBENCH advocates for future research to prioritize the adaptive, robust decision-making essential for real-world psychiatry.

Limitations

Despite its contributions, this study has several limitations. First, the clinical cases in MENTALBENCH are constructed as descriptive narratives rather than interactive dialogues. While real psychiatric diagnosis involves iterative clinician–patient conversations, our benchmark is intentionally designed to evaluate models’ ability to apply clinically grounded diagnostic criteria under controlled and interpretable scenarios. Future work will leverage the constructed knowledge graph to simulate doctor–patient interactions and assess additional diagnostic capabilities such as follow-up question selection.

Second, all clinical cases are generated exclusively in English, limiting generalizability across languages and cultural contexts where psychiatric symptoms may be expressed differently. However, the knowledge graph encodes DSM-5–based diagnostic logic in a language-independent manner, making its structure applicable across diverse linguistic and cultural settings. This allows future extensions to multilingual and culturally diverse benchmarks through prompt-level control.

Finally, our evaluation focuses on models’ final diagnostic outputs and observable error patterns, without directly examining whether their internal reasoning aligns with DSM-5 diagnostic criteria. While this design enables systematic analysis of how models apply diagnostic knowledge at the output level, it does not capture whether their intermediate reasoning processes follow clinically grounded diagnostic logic. In future work, we plan to augment MENTALBENCH with explicit, criterion-level diagnostic reasoning, allowing the benchmark to more directly assess models’ diagnostic reasoning behaviors.

Ethical Considerations

MENTALBENCH includes only clinically grounded synthesized clinical cases and does not contain any real patient data, medical records, or personally identifiable information. While some synthesized cases may describe severe psychiatric symptoms, including suicidal ideation or self-harm, such content is presented as clinically descriptive accounts of symptoms that focus on patients’ reported experiences, without including explicit descriptions of suicidal methods or self-harm behaviors. Additionally, although MENTALBENCH is designed to reflect a wide range of clinically realistic diagnostic scenarios, the benchmark does not capture

the full complexity of real-world clinical practice, as discussed in the limitations. Consequently, the evaluation results do not guarantee real-world clinical performance and must be utilized under expert guidance.

Acknowledgements

We used AI assistants, including ChatGPT³, Gemini⁴ and Grammarly⁵, to support the writing and coding processes.

References

- Hassan Alhuzali, Ashwag Alasmari, and Hamad Alsaleh. 2024. Mentalqa: An annotated arabic corpus for questions and answers of mental healthcare. *IEEE Access*.
- DSMTF American Psychiatric Association, American Psychiatric Association, and 1 others. 2013. *Diagnostic and statistical manual of mental disorders: DSM-5*, volume 5. American psychiatric association Washington, DC.
- Anthropic. 2025a. Introducing claude haiku 4.5. <https://www.anthropic.com/news/claude-haiku-4-5>. Accessed: 2026-01-05.
- Anthropic. 2025b. Introducing claude sonnet 4.5. <https://www.anthropic.com/news/claude-sonnet-4-5>. Accessed: 2026-01-05.
- Lee Anna Clark, Bruce Cuthbert, Roberto Lewis-Fernández, William E Narrow, and Geoffrey M Reed. 2017. Three approaches to understanding and classifying mental disorder: Icd-11, dsm-5, and the national institute of mental health’s research domain criteria (rdoc). *Psychological Science in the Public Interest*, 18(2):72–145.
- Arman Cohan, Bart Desmet, Andrew Yates, Luca Soldaini, Sean MacAvaney, and Nazli Goharian. 2018. *SMHD: a large-scale resource for exploring online language usage for multiple mental health conditions*. In *Proceedings of the 27th International Conference on Computational Linguistics*, pages 1485–1497, Santa Fe, New Mexico, USA. Association for Computational Linguistics.
- Jacob Cohen. 1968. Weighted kappa: Nominal scale agreement provision for scaled disagreement or partial credit. *Psychological bulletin*, 70(4):213.
- Gheorghe Comanici, Eric Bieber, Mike Schaeckermann, Ice Pasupat, Noveen Sachdeva, Inderjit Dhillon, Marcel Blistein, Ori Ram, Dan Zhang, Evan Rosen, and 1 others. 2025. Gemini 2.5: Pushing the frontier with advanced reasoning, multimodality, long context, and next generation agentic capabilities. *arXiv preprint arXiv:2507.06261*.

³<https://chatgpt.com/>

⁴<https://gemini.google.com>

⁵<https://app.grammarly.com/>

- Glen Coppersmith, Mark Dredze, Craig Harman, and Kristy Hollingshead. 2015a. From adhd to sad: Analyzing the language of mental health on twitter through self-reported diagnoses. In *Proceedings of the 2nd workshop on computational linguistics and clinical psychology: from linguistic signal to clinical reality*, pages 1–10.
- Glen Coppersmith, Mark Dredze, Craig Harman, Kristy Hollingshead, and Margaret Mitchell. 2015b. Clpsych 2015 shared task: Depression and ptsd on twitter. In *Proceedings of the 2nd workshop on computational linguistics and clinical psychology: from linguistic signal to clinical reality*, pages 31–39.
- Alvan R Feinstein and Domenic V Cicchetti. 1990. High agreement but low kappa: I. the problems of two paradoxes. *Journal of clinical epidemiology*, 43(6):543–549.
- Yaqian Feng, Wei Dai, Yaqin Wang, Jia Liao, Xing Wei, Shaohua Xie, Wei Xu, Qiang Li, Fang Liu, and Qiuling Shi. 2021. Comparison of chief complaints and patient-reported symptoms of treatment-naïve lung cancer patients before surgery. *Patient preference and adherence*, pages 1101–1106.
- Manas Gaur, Ugur Kursuncu, Amanuel Alambo, Amit Sheth, Raminta Daniulaityte, Krishnaprasad Thirunarayan, and Jyotishman Pathak. 2018. "let me tell you about your mental health!" contextualized classification of reddit posts to dsm-5 for web-based intervention. In *Proceedings of the 27th ACM international conference on information and knowledge management*, pages 753–762.
- Aaron Grattafiori, Abhimanyu Dubey, Abhinav Jauhri, Abhinav Pandey, Abhishek Kadian, Ahmad Al-Dahle, Aiesha Letman, Akhil Mathur, Alan Schelten, Alex Vaughan, and 1 others. 2024. The llama 3 herd of models. *arXiv preprint arXiv:2407.21783*.
- Kilem Li Gwet. 2008. Computing inter-rater reliability and its variance in the presence of high agreement. *British Journal of Mathematical and Statistical Psychology*, 61(1):29–48.
- Julia Ive. 2022. Leveraging the potential of synthetic text for ai in mental healthcare. *Frontiers in digital health*, 4:1010202.
- Shaoxiong Ji, Xue Li, Zi Huang, and Erik Cambria. 2022. Suicidal ideation and mental disorder detection with attentive relation networks. *Neural Computing and Applications*, 34(13):10309–10319.
- Di Jin, Eileen Pan, Nassim Oufattole, Wei-Hung Weng, Hanyi Fang, and Peter Szolovits. 2021. What disease does this patient have? a large-scale open domain question answering dataset from medical exams. *Applied Sciences*, 11(14):6421.
- Haoan Jin, Siyuan Chen, Dilawaier Dilixiati, Yewei Jiang, Mengyue Wu, and Kenny Q Zhu. 2023. Psyeval: A suite of mental health related tasks for evaluating large language models. *arXiv preprint arXiv:2311.09189*.
- Qiao Jin, Bhuwan Dhingra, Zhengping Liu, William Cohen, and Xinghua Lu. 2019. Pubmedqa: A dataset for biomedical research question answering. In *Proceedings of the 2019 conference on empirical methods in natural language processing and the 9th international joint conference on natural language processing (EMNLP-IJCNLP)*, pages 2567–2577.
- Migyeong Kang, Goun Choi, Hyolim Jeon, Ji Hyun An, Daejin Choi, and Jinyoung Han. 2024. **CURE: Context- and uncertainty-aware mental disorder detection**. In *Proceedings of the 2024 Conference on Empirical Methods in Natural Language Processing*, pages 17924–17940, Miami, Florida, USA. Association for Computational Linguistics.
- Sampath Kayalvizhi and Durairaj Thenmozhi. 2022. Data set creation and empirical analysis for detecting signs of depression from social media postings. In *Computational Intelligence in Data Science*, pages 136–151, Cham. Springer International Publishing.
- Brian Hyeongseok Kim and Chao Wang. 2025. Large language models for interpretable mental health diagnosis. *arXiv preprint arXiv:2501.07653*.
- Wenyu Li, Yinuo Zhu, Xin Lin, Ming Li, Ziyue Jiang, and Ziqian Zeng. 2024. **Zero-shot explainable mental health analysis on social media by incorporating mental scales**. In *Companion Proceedings of the ACM Web Conference 2024, WWW '24*, page 959–962, New York, NY, USA. Association for Computing Machinery.
- Alba María Mármol Romero, Adrián Moreno-Muñoz, Flor Miriam Plaza-Del-Arco, M. Dolores Molina-González, and Arturo Montejo-Ráez. 2024. **Mental-RiskES: A new corpus for early detection of mental disorders in Spanish**. In *Proceedings of the 2024 Joint International Conference on Computational Linguistics, Language Resources and Evaluation (LREC-COLING 2024)*, pages 11204–11214, Torino, Italia. ELRA and ICCL.
- Stephen M McBride, Valerie A Braz, and Christopher W Jones. 2018. Occult suicidality and psychiatric disease among emergency department patients with low-acuity chief complaints. *Western Journal of Emergency Medicine*, 19(3):573.
- Ankit Murarka, Balaji Radhakrishnan, and Sushma Ravichandran. 2021. **Classification of mental illnesses on social media using RoBERTa**. In *Proceedings of the 12th International Workshop on Health Text Mining and Information Analysis*, pages 59–68, online. Association for Computational Linguistics.
- Mahmud Omar and Inbar Levkovich. 2025. Exploring the efficacy and potential of large language models for depression: A systematic review. *Journal of Affective Disorders*, 371:234–244.
- OpenAI, :, Aaron Hurst, Adam Lerer, Adam P. Goucher, Adam Perelman, Aditya Ramesh, Aidan Clark, AJ Ostrow, Akila Welihinda, Alan Hayes, Alec Radford, Aleksander Mądry, Alex Baker-Whitcomb,

- Alex Beutel, Alex Borzunov, Alex Carney, Alex Chow, Alex Kirillov, and 401 others. 2024. [Gpt-4o system card](#). *Preprint*, arXiv:2410.21276.
- OpenAI. 2025a. GPT-5 System Card. <https://openai.com/index/gpt-5-system-card/>. GPT-5-mini model description and evaluation.
- OpenAI. 2025b. GPT-5 System Card Addendum: GPT-5.1. <https://openai.com/index/gpt-5-system-card-addendum-gpt-5-1/>. Technical addendum for GPT-5.1.
- World Health Organization. 2022. *World mental health report: Transforming mental health for all*. World Health Organization.
- Mithat Can Ozgun, Jiahuan Pei, Koen Hindriks, Lucia Donatelli, Qingzhi Liu, and Junxiao Wang. 2025. Trustworthy ai psychotherapy: Multi-agent llm workflow for counseling and explainable mental disorder diagnosis. In *Proceedings of the 34th ACM International Conference on Information and Knowledge Management*, pages 2263–2272.
- Ankit Pal, Logesh Kumar Umapathi, and Malaikannan Sankarasubbu. 2022. [Medmcqa: A large-scale multi-subject multi-choice dataset for medical domain question answering](#). In *Proceedings of the Conference on Health, Inference, and Learning*, volume 174 of *Proceedings of Machine Learning Research*, pages 248–260. PMLR.
- Javier Parapar. 2025. [Early risk prediction on the internet](#). Last accessed 30 December 2025.
- Inna Pirina and Çağrı Çöltekin. 2018. [Identifying depression on Reddit: The effect of training data](#). In *Proceedings of the 2018 EMNLP Workshop SMM4H: The 3rd Social Media Mining for Health Applications Workshop & Shared Task*, pages 9–12, Brussels, Belgium. Association for Computational Linguistics.
- Rafał Poświata and Michał Perełkiewicz. 2022. [OPI@LT-EDI-ACL2022: Detecting signs of depression from social media text using RoBERTa pre-trained language models](#). In *Proceedings of the Second Workshop on Language Technology for Equality, Diversity and Inclusion*, pages 276–282, Dublin, Ireland. Association for Computational Linguistics.
- Qwen2.5, :, An Yang, Baosong Yang, Beichen Zhang, Binyuan Hui, Bo Zheng, Bowen Yu, Chengyuan Li, Dayiheng Liu, Fei Huang, Haoran Wei, Huan Lin, Jian Yang, Jianhong Tu, Jianwei Zhang, Jianxin Yang, Jiayi Yang, Jingren Zhou, and 25 others. 2025. [Qwen2.5 technical report](#). *Preprint*, arXiv:2412.15115.
- Qwen3. 2025. [Qwen3 technical report](#). *Preprint*, arXiv:2505.09388.
- Suraj Racha, Prashant Joshi, Anshika Raman, Nikita Jangid, Mridul Sharma, Ganesh Ramakrishnan, and Nirmal Punjabi. 2025. [Mhqa: A diverse, knowledge intensive mental health question answering challenge for language models](#). *arXiv preprint arXiv:2502.15418*.
- Guangyao Shen, Jiang Jia, Liqiang Nie, Fuli Feng, Cunjun Zhang, Tianrui Hu, Tat-Seng Chua, and Wenwu Zhu. 2017. Depression detection via harvesting social media: a multimodal dictionary learning solution. In *Proceedings of the 26th International Joint Conference on Artificial Intelligence, IJCAI’17*, page 3838–3844. AAAI Press.
- Han-Chin Shing, Suraj Nair, Ayah Zirikly, Meir Friedenberg, Hal Daumé III, and Philip Resnik. 2018. Expert, crowdsourced, and machine assessment of suicide risk via online postings. In *Proceedings of the fifth workshop on computational linguistics and clinical psychology: from keyboard to clinic*, pages 25–36.
- Hoyun Song, Huije Lee, Jisu Shin, Sukmin Cho, Changgeon Ko, and Jong C. Park. 2025. [Does rationale quality matter? enhancing mental disorder detection via selective reasoning distillation](#). In *Findings of the Association for Computational Linguistics: ACL 2025*, pages 21738–21756, Vienna, Austria. Association for Computational Linguistics.
- Hoyun Song, Jisu Shin, Huije Lee, and Jong Park. 2023. [A simple and flexible modeling for mental disorder detection by learning from clinical questionnaires](#). In *Proceedings of the 61st Annual Meeting of the Association for Computational Linguistics (Volume 1: Long Papers)*, pages 12190–12206, Toronto, Canada. Association for Computational Linguistics.
- Gemma Team, Aishwarya Kamath, Johan Ferret, Shreya Pathak, Nino Vieillard, Ramona Merhej, Sarah Perrin, Tatiana Matejovicova, Alexandre Ramé, Morgane Rivière, and 1 others. 2025. Gemma 3 technical report. *arXiv preprint arXiv:2503.19786*.
- Fangziyun Tong, Reeva Lederman, and Simon D’Alfonso. 2025. Clinical decision support systems in mental health: A scoping review of health professionals’ experiences. *International Journal of Medical Informatics*, page 105881.
- Salih Tutun, Marina E Johnson, Abdulaziz Ahmed, Abdullah Albizri, Sedat Irgil, Ilker Yesilkaya, Esma Nur Ucar, Tanalp Sengun, and Antoine Harfouche. 2023. An ai-based decision support system for predicting mental health disorders. *Information Systems Frontiers*, 25(3):1261–1276.
- SP Vedanta and Madhav Rao. 2024. Psychsynth: Advancing mental health ai through synthetic data generation and curriculum training. In *2024 9th International Conference on Computer Science and Engineering (UBMK)*, pages 1–6. IEEE.
- Yuxi Wang, Diana Inkpen, and Prasadith Kirinde Gamaarachchige. 2024. Explainable depression detection using large language models on social media data. In *Proceedings of the 9th Workshop on Computational Linguistics and Clinical Psychology (CLPsych 2024)*, pages 108–126.

- Jia Xu, Tianyi Wei, Bojian Hou, Patryk Orzechowski, Shu Yang, Ruochen Jin, Rachael Paulbeck, Joost Wagenaar, George Demiris, and Li Shen. 2025. Mentalchat16k: A benchmark dataset for conversational mental health assistance. In *Proceedings of the 31st ACM SIGKDD Conference on Knowledge Discovery and Data Mining V. 2*, pages 5367–5378.
- Kailai Yang, Shaoxiong Ji, Tianlin Zhang, Qianqian Xie, Ziyang Kuang, and Sophia Ananiadou. 2023. [Towards interpretable mental health analysis with large language models](#). In *Proceedings of the 2023 Conference on Empirical Methods in Natural Language Processing*, pages 6056–6077, Singapore. Association for Computational Linguistics.
- Kailai Yang, Tianlin Zhang, Ziyang Kuang, Qianqian Xie, Jimin Huang, and Sophia Ananiadou. 2024. Mental-lama: interpretable mental health analysis on social media with large language models. In *Proceedings of the ACM Web Conference 2024*, pages 4489–4500.
- Binwei Yao, Chao Shi, Likai Zou, Lingfeng Dai, Mengyue Wu, Lu Chen, Zhen Wang, and Kai Yu. 2022. [D4: a Chinese dialogue dataset for depression-diagnosis-oriented chat](#). In *Proceedings of the 2022 Conference on Empirical Methods in Natural Language Processing*, pages 2438–2459, Abu Dhabi, United Arab Emirates. Association for Computational Linguistics.
- Andrew Yates, Arman Cohan, and Nazli Goharian. 2017. [Depression and self-harm risk assessment in online forums](#). In *Proceedings of the 2017 Conference on Empirical Methods in Natural Language Processing*, pages 2968–2978, Copenhagen, Denmark. Association for Computational Linguistics.
- Zhiling Zhang, Siyuan Chen, Mengyue Wu, and Kenny Zhu. 2022. [Symptom identification for interpretable detection of multiple mental disorders on social media](#). In *Proceedings of the 2022 Conference on Empirical Methods in Natural Language Processing*, pages 9970–9985, Abu Dhabi, United Arab Emirates. Association for Computational Linguistics.

A Details of Knowledge Graph

A.1 Scope of Disorders

In this section, we provide a comprehensive description of the constructed MENTALKG and its constituent elements, with a particular focus on the scope of mental health conditions covered.

Limited Scope of Prior Benchmarks Table 3 presents a comparative analysis of disorder coverage across prominent mental health datasets and benchmarks established in recent years. As illustrated, prior research has predominantly concentrated on high-prevalence conditions, specifically Major Depressive Disorder (MDD), Generalized Anxiety Disorder (GAD), and PTSD. While these conditions are critical, this narrow focus leaves a significant portion of the DSM-5 diagnostic spectrum unexplored in the context of LLM evaluation.

Notably, complex psychopathological profiles and distinct subtypes remain largely underrepresented. For instance, distinctions within Schizoaffective Disorders (Bipolar vs. Depressive types) and specific subtypes of Bipolar Disorder (I vs. II vs. with Psychotic features) are rarely explicitly modeled in existing datasets. Furthermore, conditions such as Delusional Disorder, Specific Phobias, and various Feeding and Eating Disorders (e.g., Binge-Eating Disorder) often lack dedicated evaluation benchmarks.

Scope of MENTALBENCH Table 2 presents the complete list of 23 disorders included in our work. To ensure a holistic evaluation of psychopathological reasoning, we selected representative disorders across a wide spectrum of diagnostic categories defined in the DSM-5. Our coverage encompasses Anxiety Disorders (e.g., GAD, Specific Phobia), Obsessive-Compulsive and Related Disorders (e.g., OCD, Body Dysmorphic Disorder), Trauma- and Stressor-Related Disorders (e.g., PTSD, Adjustment Disorder), Mood Disorders (e.g., MDD, BD I and II), the Schizophrenia Spectrum (e.g., Delusional Disorder, Schizophrenia), Feeding and Eating Disorders (e.g., Anorexia Nervosa, Binge-Eating Disorder), and Attention-Deficit/Hyperactivity Disorder (ADHD).

Crucially, our selection criteria prioritize the replication of authentic challenges encountered in real-world clinical settings, specifically addressing the diagnostic ambiguities posed by symptom overlap and subtle phenomenological distinctions. Since precise differentiation among these conditions is a prerequisite for identifying the primary

No.	Abbreviation	Full Name
1	ADHD (Combined)	Attention-Deficit/Hyperactivity Disorder (Combined Presentation)
2	ADHD (Inattentive)	Attention-Deficit/Hyperactivity Disorder (Predominantly Inattentive Presentation)
3	ADHD (Hyperactive)	Attention-Deficit/Hyperactivity Disorder (Predominantly Hyperactive/Impulsive Presentation)
4		Delusional Disorder
5		Schizophrenia
6	Schizoaffective (Bipolar Type)	Schizoaffective Disorder (Bipolar Type)
7	Schizoaffective (Depressive Type)	Schizoaffective Disorder (Depressive Type)
8	BD 1	Bipolar I Disorder
9	BD 2	Bipolar II Disorder
10	BD 1 w/ Psych.	Bipolar I Disorder with Psychotic Features
11	GAD	Generalized Anxiety Disorder
12		Specific Phobia
13	MDD	Major Depressive Disorder
14	PDD	Persistent Depressive Disorder
15	MDD w/ Psych.	Major Depressive Disorder with Psychotic Features
16	OCD	Obsessive-Compulsive Disorder
17		Body Dysmorphic Disorder
18	PTSD	Posttraumatic Stress Disorder
19		Acute Stress Disorder
20	AD	Adjustment Disorder
21		Anorexia Nervosa
22		Bulimia Nervosa
23		Binge-Eating Disorder

Table 2: List of disorders covered in MENTALBENCH

pathology and determining appropriate therapeutic interventions, we deliberately included disorders where accurate diagnosis hinges on fine-grained clinical details.

For instance, we explicitly distinguish between the three presentations of ADHD—Combined, Inattentive, and Hyperactive—to test the model’s ability to identify specific behavioral nuances. Furthermore, we address the complex comorbidities found at the intersection of mood and psychotic symptoms, which represent a significant diagnostic hurdle. To capture this, we include Schizoaffective Disorder (both Bipolar and Depressive types) alongside Mood Disorders with Psychotic Features (BD I with psychotic features and MDD with psychotic features). While these conditions often present with identical symptoms, accurate diagnosis relies on analyzing duration, symptom concurrence, and severity. By including these confounding cases, we rigorously test the LLM’s depth of expert-level psychiatric knowledge.

Regarding the target demographic, our benchmark focuses on adult clinical narratives. Consequently, we generally exclude neurocognitive and neurodevelopmental disorders (e.g., Alzheimer’s Disease) and conditions primarily diagnosed in early childhood (e.g., Conduct Disorder). How-

Disorder Name Disorder No.	1	2	3	4	5	6	7	8	9	10	11	12	13	14	15	16	17	18	19	20	21	22	23
Work	ADHD (Combined)	ADHD (Inattentive)	ADHD (Hyperactive)	Delusional Disorder	Schizophrenia	Schizoaffective Disorder (Bipolar Type)	Schizoaffective Disorder (Depressive Type)	Bipolar I	Bipolar II	Bipolar I w/ Psy.	Generalized Anxiety Disorder	Specific Phobia	MDD	Persistent Depressive Disorder	MDD w/ Psy.	OCD	Body Dysmorphic Disorder	PTSD	Acute Stress Disorder	Adjustment Disorder	Anorexia Nervosa	Bulimia Nervosa	Binge-Eating Disorder
Coppersmith et al. (2015a)	✓	✓	✓		✓			✓	✓		✓		✓	✓		✓		✓			✓	✓	✓
MDDL (Shen et al., 2017)													✓	✓	✓								
RSDD (Yates et al., 2017)	✓	✓	✓		✓			✓	✓		✓		✓	✓	✓	✓		✓			✓	✓	✓
SMHD (Cohan et al., 2018)					✓			✓	✓		✓		✓	✓	✓			✓			✓	✓	✓
Gaur et al. (2018)					✓			✓	✓		✓		✓	✓	✓			✓			✓	✓	✓
Pirina and Çöltekin (2018)	✓	✓	✓					✓	✓		✓		✓	✓	✓			✓					
Murarka et al. (2021)								✓	✓		✓		✓	✓	✓			✓					
Kayalvizhi and Thenmozhi (2022)													✓	✓	✓			✓					
DepSign (Poświata and Perekiewicz, 2022)													✓	✓	✓								
Ji et al. (2022)								✓	✓		✓		✓	✓	✓			✓					
PsySym (Zhang et al., 2022)	✓	✓	✓					✓	✓		✓		✓	✓	✓	✓		✓			✓	✓	✓
D4 (Yao et al., 2022)					✓								✓	✓	✓		✓	✓			✓	✓	✓
Tutun et al. (2023)					✓						✓	✓	✓	✓	✓	✓	✓						
Song et al. (2023)								✓	✓		✓	✓	✓	✓	✓	✓	✓				✓	✓	✓
KoMOS (Kang et al., 2024)											✓	✓	✓	✓	✓	✓	✓				✓	✓	✓
MentalRiskES (Mármol Romero et al., 2024)											✓	✓	✓	✓	✓	✓	✓				✓	✓	✓
eRisk (Parapar, 2025)	✓	✓	✓										✓	✓	✓			✓			✓	✓	✓
MHQA (Racha et al., 2025)											✓	✓	✓	✓	✓	✓	✓	✓			✓	✓	✓
Mentalchat16K (Xu et al., 2025)											✓	✓	✓	✓	✓	✓	✓	✓			✓	✓	✓
MENTALBENCH(Ours)	✓	✓	✓	✓	✓	✓	✓	✓	✓	✓	✓	✓	✓	✓	✓	✓	✓	✓	✓	✓	✓	✓	✓

Table 3: Comparison of mental health disorder coverage across related works and MENTALBENCH. Green checkmarks (✓) denote disorders explicitly handled by the work, while gray checkmarks (✓) indicate implicit or partial coverage.

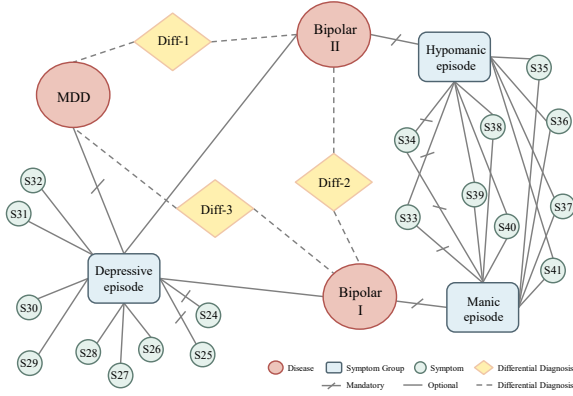


Figure 8: A subgraph of MENTALKG illustrating the diagnostic structure of Major Depressive Disorder (MDD), Bipolar I Disorder, and Bipolar II Disorder.

ever, we make a strategic exception for ADHD. Although classified as a neurodevelopmental disorder with childhood onset, ADHD is frequently first diagnosed in adulthood and serves as a critical differential diagnosis for various mood and psychotic disorders. Therefore, its inclusion is essential for a robust evaluation of adult mental health conditions.

A.2 Examples of Knowledge Graph

As mentioned in Section 3, MENTALKG comprises four distinct types of nodes. To facilitate a clearer understanding of the graph’s architecture, we visualize the schematic structure of MENTALKG in Figure 9 and illustrate a representative subgraph of MENTALKG in Figure 8. Below, we detail the specific attributes encoded within each node type, provided with their descriptions and examples.

Disorder Each disorder node encapsulates the core diagnostic prerequisites and exclusion criteria defined in the DSM-5.

- **Name:** The standardized clinical designation of the condition
 - Major Depressive Disorder
- **Code:** Unique identifier within the Knowledge Graph
 - D013
- **Minimum Duration:** The mandatory temporal threshold required for the diagnosis
 - None
- **Maximum Duration:** The upper temporal limit for the condition’s validity
 - None
- **Functional Impairment:** Indicates whether the condition entails clinically significant distress or impairment
 - true
- **Traumatic Stressor:** Specifies if exposure to a traumatic event is a prerequisite
 - False
- **Psychosocial Stressor:** Specifies if a specific psychosocial stressor is a prerequisite
 - False
- **Additional Requirements:** Supplementary exclusion criteria or specific conditions necessary for a valid diagnosis
 - None

Symptom Group These nodes represent logical clusters of symptoms (e.g., episodes) that serve as intermediate diagnostic layers.

- **Name:** The standardized label for the clinical symptom cluster

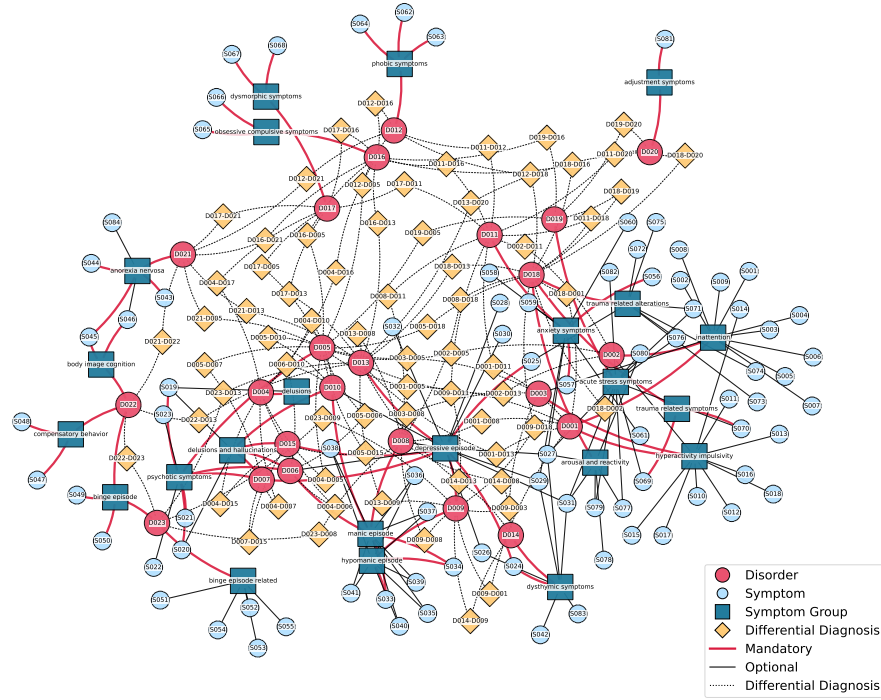


Figure 9: The full topology of our constructed MENTALKG.

- Depressive Episode
- **Minimum Duration:** The mandatory temporal threshold required to satisfy the episode criteria
 - 2 weeks
- **Maximum Duration:** The upper temporal limit for the episode's validity
 - None
- **Functional Impairment:** Indicates whether the symptom cluster entails clinically significant distress or impairment
 - True
- **Minimum Number of Required Symptoms:** The quantitative threshold of total symptoms required for diagnosis
 - 5
- **Required Core Symptoms:** Logical constraint specifying essential symptoms that must be present
 - one of the core symptoms

- **Description:** Formal clinical definition and description characterizing the core experience
 - A state where interest or pleasure in previously enjoyed activities is markedly diminished
- **Subtypes:** Specific behavioral or emotional manifestations (phenotypes)
 - Loss of Interest: Reduced interest in previously enjoyed hobbies or leisure activities.
 - Social Withdrawal: Reduced interest or effort in social interactions and maintaining relationships.
 - Loss of Motivation: Lack of motivation to initiate or complete work or tasks.
 - Anhedonia: Inability to experience positive emotions such as happiness, satisfaction, love, or pleasure.
 - Indifference to Achievement: Insensitivity or indifference to personal achievements or success.

Symptom Symptom nodes capture atomic clinical observations and their diverse phenotypic manifestations.

- **Name:** The standardized clinical label of the symptom
 - Loss of Interest
- **Code:** Unique identifier of the symptom within the Knowledge Graph
 - S025
- **Category:** The category of the symptom
 - Depressive Episode

Differential Diagnosis These nodes encode the directional logic required to distinguish between confounding disorders.

- **Disorder:** The primary disorder (D_1) initially suspected based on presenting symptoms
 - Major Depressive Disorder
- **Differential Target:** The alternative disorder (D_2) that necessitates evaluation due to overlapping features or ambiguity
 - Adjustment Disorder

Differential Target	Triggering Condition	Key Difference	Discriminating Rules
Bipolar I	Presence of Manic Symptoms	Meeting criteria for manic episode and history	MDD (D013): Manic-like symptoms present, but criteria are not met, and no history of mania. Bipolar I (D008): Manic symptoms present, criteria for manic episode met, or history of mania exists.
Bipolar II	Presence of Hypomanic Symptoms	Meeting criteria for hypomanic episode and history	MDD (D013): Hypomanic-like symptoms present, but criteria are not met, and no history of hypomania. Bipolar II (D009): Hypomanic symptoms present, and history of hypomania exists.

Table 4: Differential diagnosis logic for Major Depressive Disorder (MDD) derived from the knowledge graph structure. The table schema corresponds to the differential nodes connecting MDD to Bipolar disorders.

- **Code:** Unique identifier for the directed differential diagnosis edge ($D_1 \rightarrow D_2$)
 - D013-D020
- **Triggering Condition:**
 - Experience of psychosocial stress
- **Key Difference:** The specific clinical context or symptom overlap that initiates the differential process
 - Meeting criteria for manic episode and history
- **Discriminating Rules:** The critical distinguishing factor or exclusion criteria between the two disorders
 - **MDD (D013):** Depressive symptoms may appear after a psychosocial stressor, and the full criteria for a major depressive episode are met
 - **AD (D020):** Depressive symptoms appeared after a psychosocial stressor, but the criteria for a major depressive episode are not met

For understanding, we provide more examples in Table 4.

A.3 Details of Expert Validation

To ensure the clinical reliability of the constructed MENTALKG, the entire development process is conducted in collaboration with mental health experts. Specifically, the experts perform a rigorous validation focusing on three key aspects:

1) Clinical Appropriateness of Subtypes within Symptom Nodes Experts verify whether the phenotypic manifestations (**Subtypes**) listed under each symptom node accurately represented the core clinical concept of that node. During this process, subtypes that are semantically ambiguous or exhibited significant overlap with other nodes are removed or reassigned. For instance, *Hopelessness* (S083), initially categorized as a subtype of the *Depressed Mood* (S024) node, is separated into a distinct symptom node to accurately implement the specific diagnostic criteria for *Persistent Depressive Disorder*.

2) Alignment with DSM-5 Standards Experts review the structural connections between Symptom and Symptom Group nodes, as well as the logic encoded in node attributes, to ensure they faithfully reflect the formal diagnostic criteria of the DSM-5. During this review, experts manually encoded *Additional Requirements* (e.g., exclusion criteria) into disorder nodes to sharpen the decision boundaries between clinically similar conditions if needed.

3) Clinical Validity of Differential Diagnosis Logic Since DSM-5 differential diagnosis guidelines are originally presented as unstructured text, we converted them into structured logical rules. Experts evaluate the discriminating rules within differential diagnosis nodes to ensure they appropriately capture real-world patterns of diagnostic confusion and the discrimination logic between paired disorders. Through this iterative review, ambiguous rules are refined or discarded, and specific conditional contexts are added to establish clearer discrimination criteria.

This rigorous validation process ensures that MENTALKG successfully transforms the complex diagnostic systems and differential diagnoses of the DSM-5 across 23 disorders into a structured format with a high level of clinical fidelity.

B Details for Benchmark

B.1 Demographic Sampling

We transform the previously constructed symptom profiles into concrete patient profiles by assigning demographic information. Specifically, we consider four demographic attributes: age, gender, occupation, and marital status. To generate natural and realistic demographic combinations, we use Gemini-2.5-Flash to produce 100 plausible combinations of these four attributes. Examples of the generated demographic combinations are shown below.

- {"Age": 59, "Gender": "Male", "Occupation": "Farmer", "Marital Status": "Married"},
- {"Age": 26, "Gender": "Female", "Occupation": "Emergency Room Nurse", "Marital Status": "Single"}.

For each symptom profile, we randomly sample one of the pre-generated demographic combinations and assign it to the profile. This procedure enables the construction of diverse clinical scenarios grounded in realistic patient demographics.

B.2 Expert Validation

Expert	Professional Background
Expert 1	Board-certified psychiatrist with extensive clinical experience. Evaluated the naturalness, validity, and realism of the constructed benchmark based on DSM-5 standards and clinical expertise.
Expert 2	Nationally licensed clinical psychologist. Provided advisory support on aligning the benchmark with real-world clinical challenges. Reviewed the diagnostic criteria within the knowledge graph for DSM-5 compliance and evaluated the naturalness, validity, and realism of the benchmark.

Table 5: Professional background of mental health experts involved in knowledge graph construction and benchmark validation. The team consists of a board-certified psychiatrist and a licensed clinical psychologist with direct clinical experience relevant to diagnostic criteria and differential diagnosis.

Component	Expert 1	Expert 2	Percent Agreement	Cohen’s κ_w	Gwet’s AC2
Linguistic Naturalness	4.94	4.97	93.2%	4.1%	69.1%
Diagnostic Validity	4.55	4.34	55.5%	21.6%	64.7%
Clinical Realism	4.84	4.94	86.8%	7.7%	49.9%

Table 6: Result of expert validation

Result To ensure the clinical reliability and quality of the generated scenarios, we conduct a rigorous human evaluation involving domain experts. One psychiatrist and one clinical psychologist independently review a random sample of 220 scenarios generated by our framework. The evaluation is conducted using a 5-point Likert scale (1=Very Poor to 5=Excellent) across three key dimensions: (1) **Linguistic Naturalness**, assessing whether the text flows naturally like a human patient; (2) **Diagnostic Validity**, verifying if the clinical logic and symptom presentation align with DSM-5 criteria; and (3) **Clinical Realism**, evaluating whether the scenario reflects the complexity and nuance of real-world clinical encounters.

Type	Symptom Profile	Patient Profile	Clinical Case
Medical Chart	115	575	1,725
Self-Report	230	1,150	3,450
Ambiguous	435	2,175	6,525
Unambiguous	435	4,350	13,050
Total	1,215	8,250	24,750

Table 7: Statistics of the generated data samples

Table 6 summarizes the results. The generated scenarios receive consistently high ratings from both experts, with mean scores exceeding 4.3 across all dimensions. Notably, *Linguistic Naturalness* achieves near-perfect scores (4.94 and 4.97), and *Clinical Realism* is rated highly (4.84 and 4.94), demonstrating that our LLM-based generation pipeline successfully captures the subtleties of patient narratives.

Inter-Annotator Agreement Analysis To assess the reliability of the expert ratings, we report Percent Agreement, Cohen’s κ_w (quadratic weighted; Cohen (1968)), and Gwet’s AC2 (Gwet, 2008). As shown in the table, we observe a discrepancy where high Percent Agreement (e.g., 93.2% for Linguistic Naturalness) is accompanied by low κ_w values (e.g., 0.041). This is well known as the *prevalence paradox* or *kappa paradox* (Feinstein and Cicchetti, 1990), where chance-corrected agreement is artificially underestimated when rating distributions are highly skewed. Cohen’s κ penalizes agreement when the marginal distribution of ratings is highly skewed. However, in our case, the overwhelming prevalence of high scores (4s and 5s) inflates the probability of chance agreement (P_e), mathematically suppressing the κ value despite strong actual consensus between annotators.

To address this limitation, we adopt Gwet’s AC2 as our primary reliability metric, as it is robust to prevalence effects while maintaining chance correction (Gwet, 2008). The AC2 scores indicate substantial reliability (ranging from 0.499 to 0.691), supporting the conclusion that the high ratings reflect genuine consensus on the dataset’s high quality rather than random chance.

C Supplementary Discussions

C.1 In-depth Error Analysis for Types 3 and 4

This section provides a detailed analysis complementing Figure 6. To strictly evaluate performance in multi-label scenarios (*Types 3 and 4*), we employ Micro-average Precision, Recall, and F1-score.

Let \mathcal{O} denote the set of options for a given problem, and N be the total number of data samples. For

Model	Type 3			Type 4		
	Precision	Recall	F1	Precision	Recall	F1
Qwen2.5-72B	0.8554	0.7899	0.7939	0.5374	0.9610	0.6780
Qwen3-235B	0.8708	0.7930	0.8133	0.5703	0.9584	0.7059
Gemma3-27B	0.8251	0.8088	0.7914	0.5074	0.9601	0.6531
GPT-5.1	0.9389	0.6259	0.7245	0.7749	0.9426	0.8403
Claude-sonnet-4.5	0.9581	0.5753	0.6901	0.8178	0.9256	0.8550
Gemini-2.5-pro	0.9253	0.6900	0.7676	0.7171	0.9344	0.7992

Table 8: Performance comparison of various LLMs on Type 3 and Type 4 datasets using Macro-average metrics.

the i -th sample, we define the set of ground-truth answers as Y_i and the set of model predictions as \hat{Y}_i . Unlike macro-averaging, which calculates metrics per class before averaging, the micro-average approach first aggregates True Positives (TP), False Positives (FP), and False Negatives (FN) across the entire dataset, and then calculates Precision, Recall, and F1-score based on these global counts.

The global TP , FP , and FN are defined as follows, where $\mathbb{I}(\cdot)$ is the indicator function that returns 1 if the condition is true and 0 otherwise:

$$\begin{aligned}
TP &= \sum_{i=1}^N \sum_{o \in \mathcal{O}} \mathbb{I}(o \in Y_i \wedge o \in \hat{Y}_i) \\
FP &= \sum_{i=1}^N \sum_{o \in \mathcal{O}} \mathbb{I}(o \notin Y_i \wedge o \in \hat{Y}_i) \\
FN &= \sum_{i=1}^N \sum_{o \in \mathcal{O}} \mathbb{I}(o \in Y_i \wedge o \notin \hat{Y}_i)
\end{aligned} \quad (1)$$

Based on these aggregated values, Micro-average Precision (P_{micro}), Recall (R_{micro}), and F1-score ($F1_{micro}$) are calculated as:

$$\begin{aligned}
P_{micro} &= \frac{TP}{TP + FP} \\
R_{micro} &= \frac{TP}{TP + FN} \\
F1_{micro} &= 2 \times \frac{P_{micro} \times R_{micro}}{P_{micro} + R_{micro}}
\end{aligned} \quad (2)$$

Type 3 (Ambiguous) Table 8 presents these metrics for representative models. Open-source models achieve higher recall in the Type 3 setting (≈ 0.79 – 0.81), whereas closed-source models exhibit substantially lower recall (≈ 0.58 – 0.69). At the same time, closed models maintain very high precision (≈ 0.94 – 0.96), indicating that their predictions are typically a strict subset of the correct answers and reflect a highly conservative selection strategy. This imbalance results in systematic underdiagnosis, which is consistent with the elevated underdiagnosis rates observed for closed models

Model	GPT-5.1	Gemini-2.5-Pro	Qwen3-235B
GPT-5.1	0.3549	0.3670	0.3601
Gemini-2.5-Pro	0.4222	0.4370	0.4332
Qwen3-235B	0.5856	0.5972	0.5812

Table 9: Cross-evaluation results between different LLMs to check for self-recognition bias. The consistent values across columns for each row indicate minimal source-specific bias.

in Figure 6. Open models, in contrast, trade precision (≈ 0.82 – 0.87) for coverage, leading to fewer missed diagnoses but more frequent inclusion of irrelevant candidates.

Type 4 (Unambiguous) In the Type 4 setting, where exactly one diagnosis is correct, both open and closed models maintain consistently high recall (≈ 0.93 – 0.96), suggesting that the correct diagnosis is almost always included in the response. However, precision diverges sharply: open models show low precision (≈ 0.50 – 0.57), while closed models achieve higher but still imperfect precision (≈ 0.71 – 0.82). Given the uniformly high recall, this precision gap implies that models frequently select additional, unnecessary diagnoses even when the task is unambiguous, resulting in systematic overdiagnosis. This pattern aligns with Figure 6, where overdiagnosis errors dominate the error distribution in Type 4 tasks, confirming that the primary failure lies in regulating prediction cardinality rather than identifying the correct diagnosis.

Overall, these findings reveal a calibration failure in diagnostic strictness. The persistent pattern of high recall but low precision shows that models favor inclusive prediction strategies that ensure the correct diagnosis is selected, yet fail to reliably exclude clinically similar distractors. This imbalance reflects an inability to internally regulate the trade-off between inclusivity and exclusion, leading to systematic over-diagnosis in unambiguous cases and under-diagnosis in ambiguous ones. As a result, current LLMs struggle to infer appropriate diagnostic cardinality from evidence alone, limiting their reliability in real-world clinical settings.

C.2 LLM Data Generation Bias Analysis (Analysis of Self-Recognition Bias)

The dataset constructed in this study consists of augmented data generated partitions using the GPT, Gemini, and Qwen model families. Such a generation method may raise concerns regarding “self-bias,” where a specific model might recognize its own generated problems more effectively or exhibit relatively higher performance compared to

problems generated by other models.

To investigate this possibility, we compare the accuracy rates across different combinations of data generation models and evaluation models. Table 9 presents the evaluation results of three models (GPT-5.1, Gemini-2.5-Pro, and Qwen3-235) serving as evaluators for the datasets generated by each respective model. The experimental results indicate that all evaluation models recorded consistent performance metrics regardless of the data source.

Specifically, GPT-5.1 shows no significant performance discrepancy between its self-generated data (0.3549) and data generated by other models (0.3670, 0.3601). This trend is consistently observed for Gemini-2.5-Pro and Qwen3-235 as well. This implies that the models do not identify the source of the data to produce biased evaluations. Furthermore, it substantiates that the multi-model-based data augmentation technique employed in this study has secured objective data quality that is not dependent on a specific model.

D Details for Experimental Setup

D.1 Versions of Models

Model	Hugging Face Identifier
Qwen2.5-7B	Qwen/Qwen2.5-7B-Instruct
Qwen2.5-14B	Qwen/Qwen2.5-14B-Instruct
Qwen2.5-32B	Qwen/Qwen2.5-32B-Instruct
Qwen2.5-72B	Qwen/Qwen2.5-72B-Instruct
Qwen3-8B	Qwen/Qwen3-8B
Qwen3-14B	Qwen/Qwen3-14B
Qwen3-32B	Qwen/Qwen3-32B
Qwen3-235B	Qwen/Qwen3-235B-A22B
Gemma-3-4B	google/gemma-3-4b-it
Gemma-3-12B	google/gemma-3-12b-it
Gemma-3-27B	google/gemma-3-27b-it
Llama-3.1-8B	meta-llama/Llama-3.1-8B-Instruct
Llama-3.1-70B	meta-llama/Llama-3.1-70B-Instruct
MentalLaMA-7B	klyang/MentalLaMA-chat-7B
MentalLaMA-13B	klyang/MentalLaMA-chat-13B

Table 10: Model versions used in experiments

For closed-source models, we employ GPT 5.1 (OpenAI, 2025b), GPT 5-mini (OpenAI, 2025a), GPT 4o (OpenAI et al., 2024), Gemini 2.5-flash, Gemini 2.5-pro (Comanici et al., 2025), Claude Haiku-4.5 (Anthropic, 2025a), and Claude Sonnet-4.5 (Anthropic, 2025b). For open-source models, we employ Qwen 3 (Qwen3, 2025), Qwen 2.5 (Qwen2.5 et al., 2025), Gemma 3 (Team et al., 2025), Llama-3.1 (Grattafiori et al., 2024), and MentalLaMA (Yang et al., 2024). The specific model versions and their Hugging Face identifiers are listed in Table 10.

D.2 Experimental Settings

The inference environments were configured based on the model access methods. The GPT series were accessed via the OpenAI Platform, while the Gemini and Claude series were utilized through the OpenRouter Platform. In contrast, all open-weights models, including Qwen3-235B-A22B, were hosted in a self-managed environment. We performed inference using the vLLM library on an AWS p5en.48xlarge instance equipped with 8 NVIDIA H200 GPUs.

D.3 Details of Instruction Prompts

We present the specific prompts used for dataset generation and model evaluation. For dataset generation, the system prompts for Types 1 through 4 are listed in Table 11–14, respectively. Regarding user prompts, Types 1 and 2 utilize the prompt in Table 15, while Types 3 and 4 use those in Table 16 and Table 17. For model evaluation, we assess Types 1 and 2 using the ‘Single’ prompt in Table 18, and Types 3 and 4 using the ‘Hybrid’ prompt (Table 19). We also utilize the ‘Multiple’ prompt (Table 20) for analysis.

E Supplementary Results

E.1 Disease-Specific Performance

While Figure 4 displays results for representative models, we present the comprehensive heatmaps for all evaluated models below. The heatmaps for *Type 1* (Figure 10) and *Type 2* (Figure 11) illustrate accuracy by individual disease, while those for *Type 3* (Figure 12) and *Type 4* (Figure 13) show accuracy across differential diagnosis tasks.

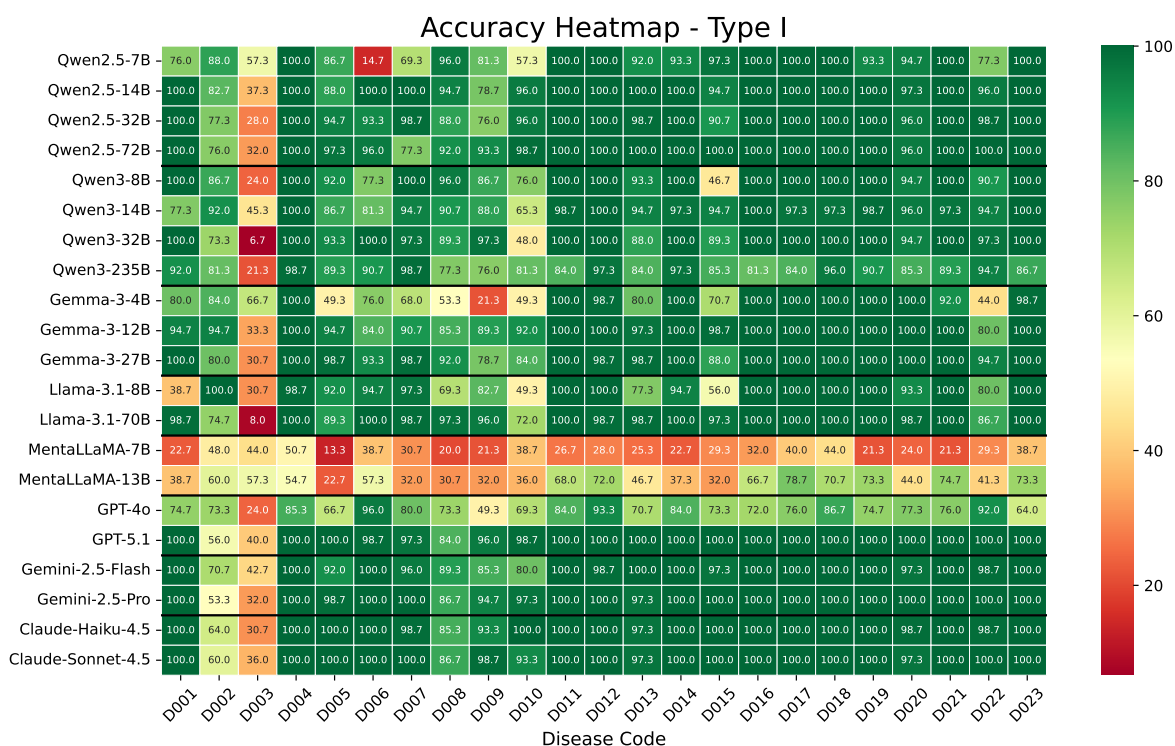


Figure 10: Accuracy Heatmap Type I

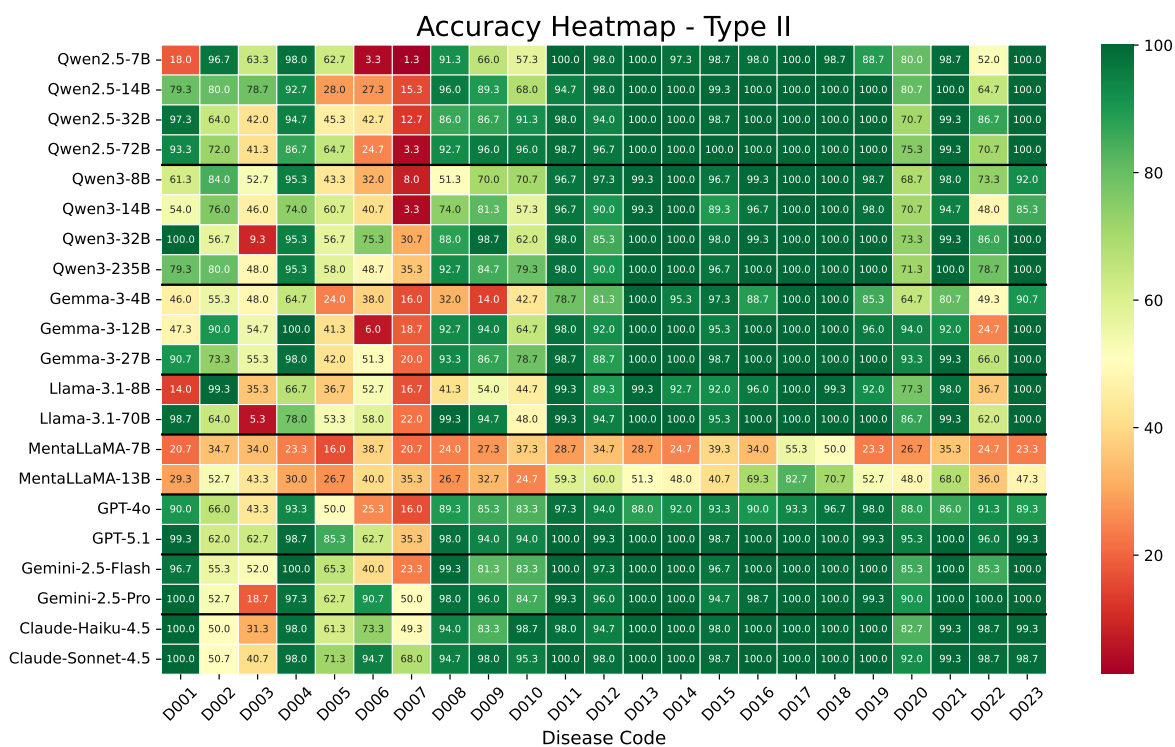
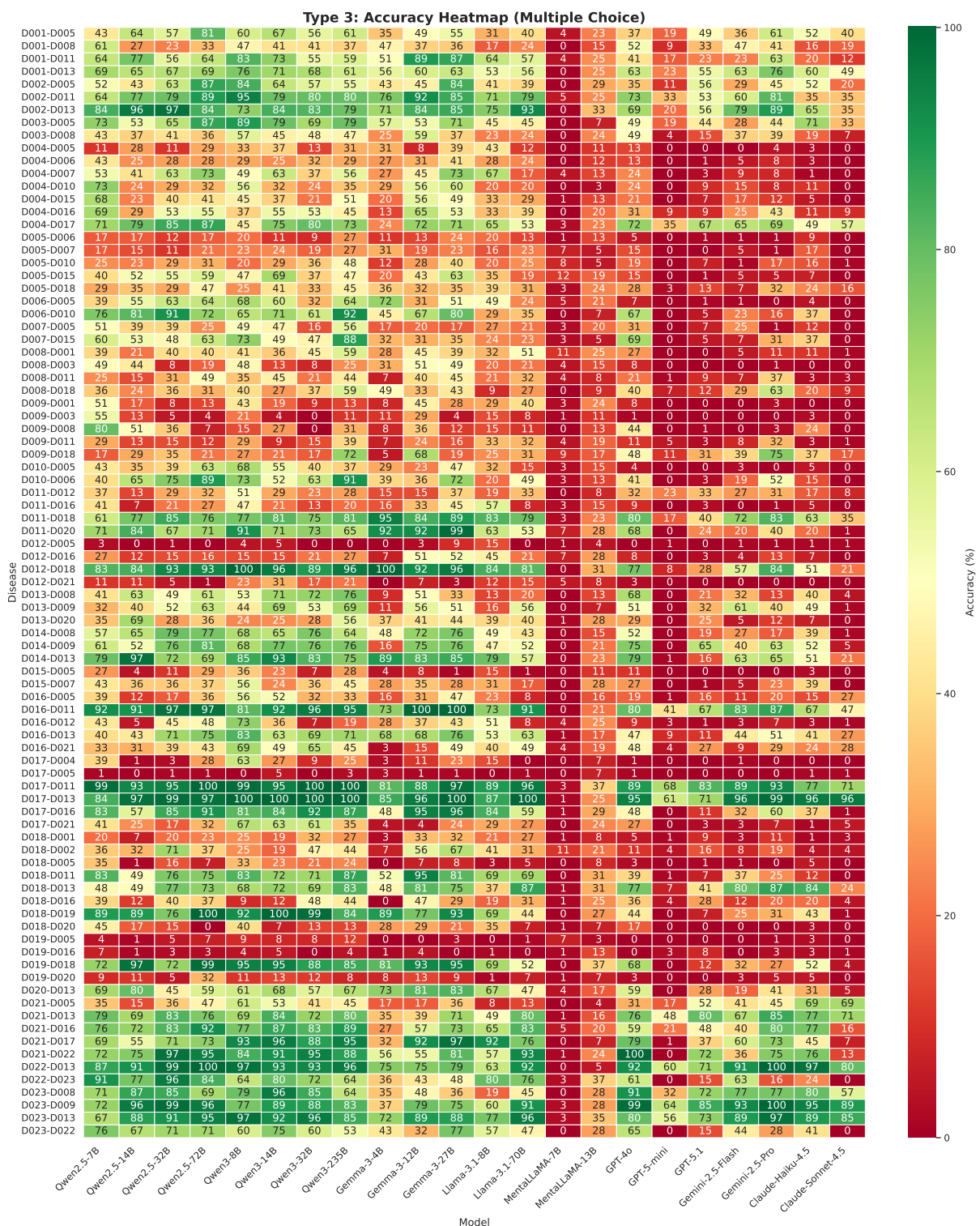
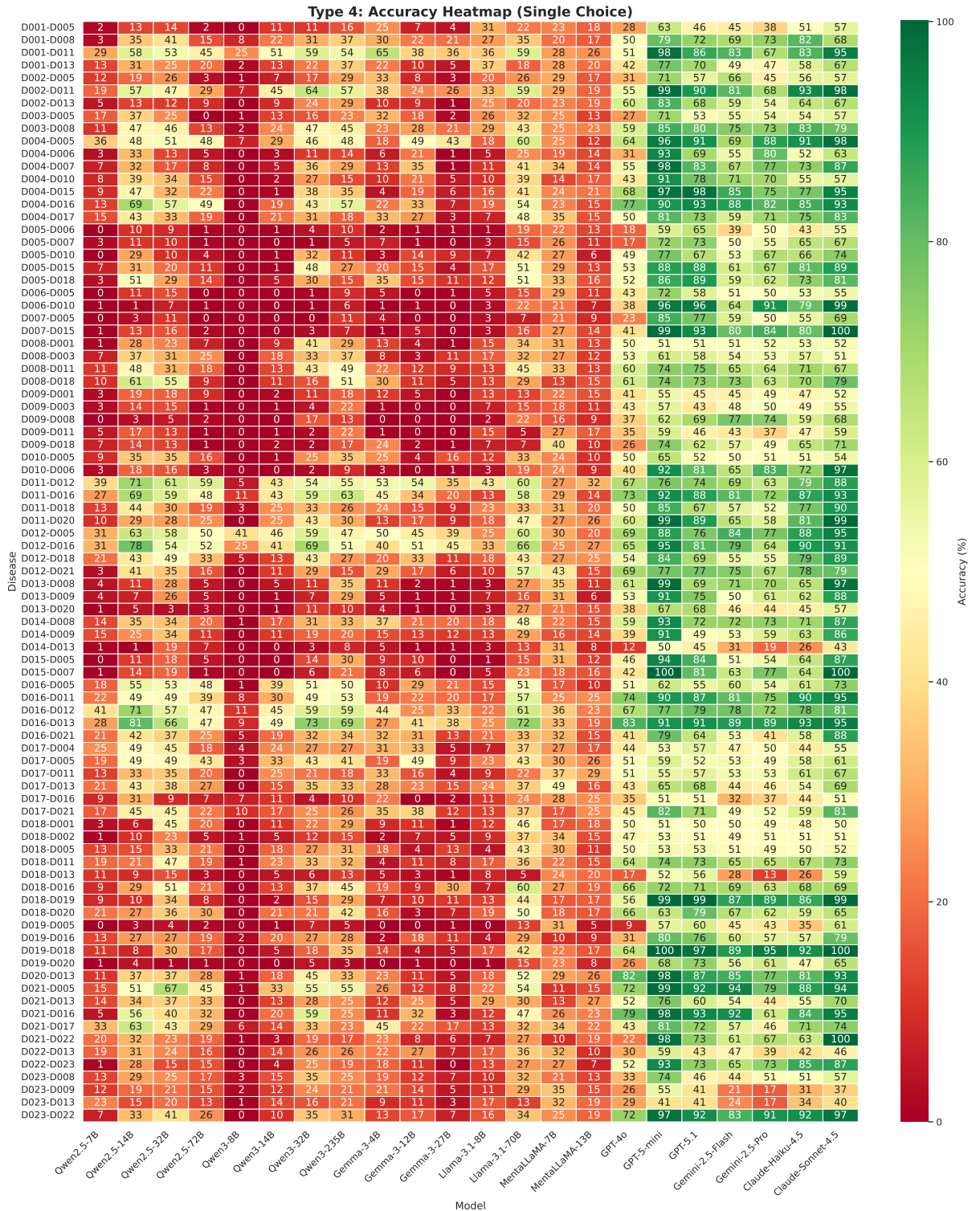


Figure 11: Accuracy Heatmap Type II





System Prompt for Type 1 Generation

SYSTEM:

You are a psychiatrist.
After interviewing a patient, document the case presentation in medical chart format.

Goal
Create a professional **Clinical Case Summary** (Third-person perspective) based on the target symptoms and demographics.

Guidelines

Perspective:

- Write in third-person
- Refer to the patient as "The patient" or "A [Age]-year-old [Gender]"

Patient Demographics:

- Include age, gender, marital status, occupation in the opening
- Avoid temporal modifiers (e.g., "recently retired", "newly divorced")
- IMPORTANT: Provided demographics are NOT stressors or causes of symptoms
- For potentially stressor-like demographics (e.g., retirement, divorce, bereavement):
 - a. Add a statement showing clear temporal separation between the demographic event and symptom onset
 - b. The demographic event should have occurred significantly earlier than symptom onset

Terminology & Tone:

- Use standard medical terminology (avoid patient slang)
- Maintain an objective, clinical tone

Constraints:

- Do not reveal the diagnosis name
- Do not directly quote or copy the provided symptom descriptions

Requirements:

- Include the duration in clinical format
- Incorporate all provided symptom categories as clinical observations
- Keep the summary concise (approximately 150-200 words)

Table 11: System Prompt for Type 1 Generation

System Prompt for Type 2 Generation

SYSTEM:

You are a patient experiencing mental health issues.
Describe your symptoms during a clinical interview with a psychiatrist.

Goal
Create a realistic **Patient's Subjective Description** (Vignette) based on the target symptoms and demographics.

Guidelines

Perspective:

- Write in first-person ("I")

Demographic & Persona Integration (CRITICAL):

- **Adopt the Persona:** Use vocabulary, sentence structure, and concerns appropriate for the provided **Age, Gender, and Occupation**.
- **Contextualize Symptoms:** Weave the symptoms into the specific lifestyle context.

Constraints:

- DO NOT explicitly state the diagnosis name
- DO NOT list demographics robotically; show them through context.
 - DO NOT directly quote or copy the provided symptom descriptions

Requirements:

- Include the duration naturally in your description
- Incorporate all provided symptom categories
- Keep your description concise (approximately 150-200 words)

Table 12: System Prompt for Type 2 Generation

System Prompt for Type 3 Generation

SYSTEM:

You are a patient experiencing mental health issues.
Describe your symptoms during a clinical interview with a psychiatrist.

Goal
Create a realistic ****Patient's Subjective Description**** (Vignette) based on the target symptoms, demographics, and additional condition (if provided).

Guidelines

****Perspective:****
- Write in first-person ("I")

****Demographic & Persona Integration (CRITICAL):****
- ****Adopt the Persona:**** Use vocabulary, sentence structure, and concerns appropriate for the provided ****Age, Gender, and Occupation****.
- ****Contextualize Symptoms:**** Weave the symptoms into the specific lifestyle context.

****Symptom Integration (CRITICAL):****
- ****Core Symptoms:**** You **MUST** include ALL provided symptoms comprehensively in your description.
- ****Additional Condition (If Provided):****
- If an additional condition is specified, you **MUST** also include manifestations of this condition naturally within your description.
- The additional symptoms should feel concurrent and interwoven with core symptoms, not listed separately.
- The additional symptoms should **NOT** dominate; they are co-occurring, not primary.
- If no additional condition is provided, generate the vignette using **ONLY** the core symptoms.

****Constraints:****
- **DO NOT** explicitly state the diagnosis name
- **DO NOT** list demographics robotically; show them through context.
- **DO NOT** directly quote or copy the provided symptom descriptions

****Requirements:****
- Include all provided symptoms, ensuring each is represented according to its meaning
- Include the duration naturally in your description
- The generated description should be ambiguous enough that both disease could be considered as potential diagnoses
- Keep your description concise (approximately 150-200 words)

Table 13: System Prompt for Type 3 Generation

System Prompt for Type 4 Generation

SYSTEM:

You are a patient experiencing mental health issues.
Describe your symptoms during a clinical interview with a psychiatrist.

Goal
Create a realistic ****Patient's Subjective Description**** (Vignette) based on the target symptoms, demographics, additional condition (if provided), and provided rule.

Guidelines

****Perspective:****
- Write in first-person ("I")

****Demographic & Persona Integration (CRITICAL):****
- ****Adopt the Persona:**** Use vocabulary, sentence structure, and concerns appropriate for the provided ****Age, Gender, and Occupation****.
- ****Contextualize Symptoms:**** Weave the symptoms into the specific lifestyle context.

****Symptom Integration (CRITICAL):****
- ****Core Symptoms:**** You **MUST** include ALL provided symptoms comprehensively in your description.
- ****Additional Condition (If Provided):****
- If an additional condition is specified, you **MUST** also include manifestations of this condition naturally within your description.
- The additional symptoms should feel concurrent and interwoven with core symptoms, not listed separately.
- The additional symptoms should **NOT** dominate; they are co-occurring, not primary.
- If no additional condition is provided, generate the vignette using **ONLY** the core symptoms.
- ****Rule Application (MOST CRITICAL):****
- You will be provided with a specific rule for the target diagnosis.
- Your description **MUST** clearly and unambiguously satisfy this rule.
- Refer to the provided additional condition and key difference to naturally and explicitly incorporate the rule into your description.

****Constraints:****
- **DO NOT** explicitly state the diagnosis name
- **DO NOT** list demographics robotically; show them through context
- **DO NOT** directly quote or copy the provided symptom descriptions

****Requirements:****
- Include all provided symptoms, ensuring each is represented according to its description
- Include the duration naturally in your description
- Explicitly incorporate the provided rule into your description so that it clearly points to the target diagnosis
- Keep your description concise (approximately 150-200 words)

Table 14: System Prompt for Type 4 Generation

User Prompt for Type 1 & 2 Generation
<p>User:</p> <pre> **Patient Demographics:** - **Age:** {Age} - **Gender:** {Gender} - **Occupation:** {Occupation} - **Marital Status:** {Marital Status} **Diagnosis Context:** - **Target Disease (Correct Answer):** {Disease Name} **Clinical Presentation (Symptoms to Integrate):** **1. {Symptom Group Name} Requirements:** - {Symptom Name} ({Symptom Description}) - {Symptom Name} ({Symptom Description}) Duration of {Symptom Group Name}: {Duration} Functional Impairment Due to {Symptom Group Name}: {True/False} **2. {Symptom Group Name} Requirements:** ... **Critical Diagnostic Criteria:** - Duration: {Total Duration} - Functional Impairment: {True/False} - Psychosocial Stressor: {True/False} - Traumatic Stressor: {True/False} - Additional Requirements: 1) {Requirement 1} 2) {Requirement 2} ... </pre>

Table 15: User Prompt for Type 1 & 2 Generation

User Prompt for Type 3 Generation
<p>User:</p> <pre> **Patient Demographics:** - **Age:** {Age} - **Gender:** {Gender} - **Occupation:** {Occupation} - **Marital Status:** {Marital Status} **Diagnosis Context (Ambiguous / Insufficient Evidence):** - **Suspected Condition A:** {Disease A Name} - **Suspected Condition B:** {Disease B Name} - **Additional Condition:** {Additional Condition} *Note: The patient presents with symptoms relevant to both but LACKS definitive criteria for either.* **Clinical Presentation (Symptoms to Integrate):** **1. {Symptom Group Name} Requirements:** - {Symptom Name} ({Symptom Description}) - {Symptom Name} ({Symptom Description}) Duration of {Symptom Group Name}: {Duration} Functional Impairment Due to {Symptom Group Name}: {True/False} **2. {Symptom Group Name} Requirements:** ... **Ambiguity Logic Constraints (CRITICAL - The "Void" Logic):** - **Goal:** Create a scenario where a definitive diagnosis is IMPOSSIBLE based on the text provided. - **Missing Evidence for {Disease A Name}:** {Rule A} -> **MUST be vague or explicitly shorter/absent.** - **Missing Evidence for {Disease B Name}:** {Rule B} -> **MUST be vague or unconfirmed.** - **Constraint:** DO NOT include any pathognomonic features (determining symptoms) that would confirm A or B. Keep the severity and duration strictly in the "gray zone". </pre>

Table 16: User Prompt for Type 3 Generation

User Prompt for Type 4 Generation
<p>User:</p> <pre> **Patient Demographics:** - **Age:** {Age} - **Gender:** {Gender} - **Occupation:** {Occupation} - **Marital Status:** {Marital Status} **Diagnosis Context:** - **Target Disease (Correct Answer):** {Disease A Name} - **Differential Diagnosis (Main Distractor):** {Disease B Name} **Clinical Presentation (Symptoms to Integrate):** **1. {Symptom Group Name} Requirements:** - {Symptom Name} ({Symptom Description}) - {Symptom Name} ({Symptom Description}) Duration of {Symptom Group Name}: {Duration} Functional Impairment Due to {Symptom Group Name}: {True/False} **2. {Symptom Group Name} Requirements:** ... **Critical Diagnostic Criteria:** - Duration: {Total Duration} - Functional Impairment: {True/False} - Psychosocial Stressor: {True/False} - Traumatic Stressor: {True/False} - Additional Requirements: 1) {Requirement 1} 2) {Requirement 2} ... **Differential Logic Constraints (CRITICAL):** - **Additional condition:** {Additional Condition} - **Key Difference:** {Key Difference} - **Rule for Target ({Disease A Name}):** {Rule A} - **Rule for Differential ({Disease B Name}):** {Rule B} </pre>

Table 17: User Prompt for Type 4 Generation

Evaluation Prompt for ‘Single’
<p>User:</p> <pre> {Question Text} Q: What is the most likely diagnosis? Select the single best answer from the options (A, B, C, D). Do NOT provide any explanation, reasoning, or introduction. Just the letter. **Output Examples:** - Single Answer: A. {Options List} Answer: </pre>

Table 18: Evaluation Prompt for ‘Single’

Evaluation Prompt for 'Hybrid'
<p>User:</p> <p>{Question Text}</p> <p>Select **one or more** applicable answers from the options (A, B, C, D) based on the patient's presentation. You must determine whether a **single** diagnosis or **multiple** diagnoses are correct.</p> <p>**Output Rules:**</p> <ol style="list-style-type: none"> 1. If only **one** option is correct, output just the letter (e.g., A). 2. If **multiple** options are correct, separate them with " & " (e.g., A & B). 3. Do NOT provide any explanation, reasoning, or introduction. Just the letters. <p>**Output Examples:**</p> <ul style="list-style-type: none"> - Single Answer: A. - Multiple Answers: A & B. <p>{Options List}</p> <p>Answer:</p>

Table 19: Evaluation Prompt for 'Hybrid'

Evaluation Prompt for 'Multiple'
<p>User:</p> <p>{Question Text}</p> <p>Q: Which of the following diagnoses are consistent with the patient's presentation? (Select all that apply) Do NOT provide any explanation, reasoning, or introduction. Just the letter.</p> <p>**Output Examples:**</p> <ul style="list-style-type: none"> - Single Answer: A. - Multiple Answers: A & B. <p>{Options List}</p> <p>Answer:</p>

Table 20: Evaluation Prompt for 'Multiple'

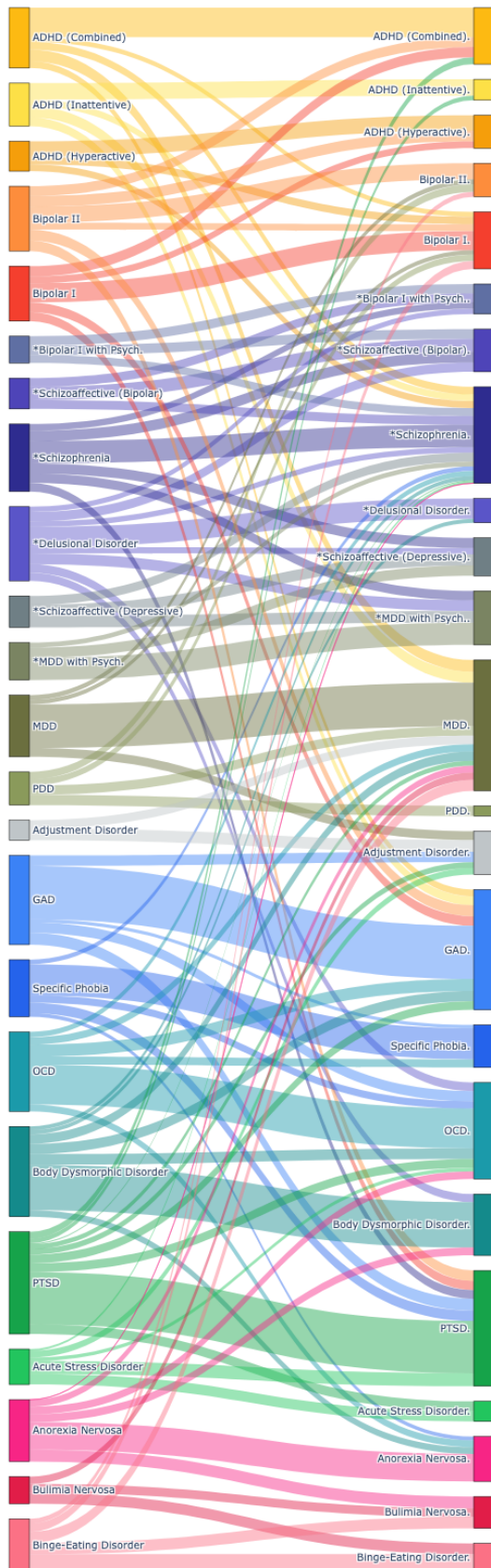


Figure 14: Confusion mapping between ground truth diagnoses (left) and model predictions (right) for *Type 4* (Full version). * denotes disorders with psychotic symptoms.