

iRULER: Intelligible Rubric-Based User-Defined LLM Evaluation for Revision

Jingwen Bai

Department of Computer Science
National University of Singapore
Singapore, Singapore
jingwenbai@u.nus.edu

Philippe Muller

IRIT
University of Toulouse
Toulouse, France
philippe.muller@irit.fr

Wei Soon Cheong

Department of Computer Science
National University of Singapore
Singapore, Singapore
weisoon.cheong@u.nus.edu

Brian Y Lim*

Department of Computer Science
National University of Singapore
Singapore, Singapore
brianlim@nus.edu.sg

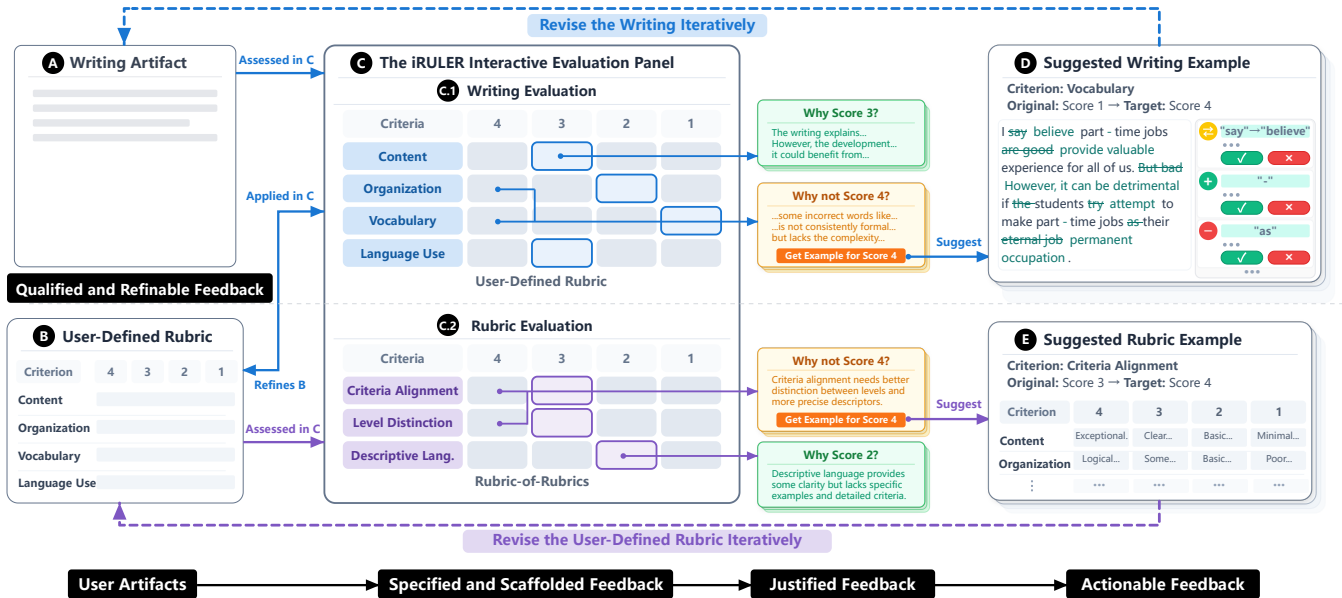


Figure 1: The iRULER Dual-Level Feedback Workflow. iRULER recursively applies the same feedback mechanism at two levels. **Top:** The (A) Writing is evaluated against (C.1) a User-Defined Rubric to suggest (D) revisions via *Specific, Scaffolded, Justified, and Actionable* feedback. **Bottom:** The (B) User-Defined Rubric itself is evaluated against (C.2) a Rubric-of-rubrics to ensure it is *Qualified*. A cross-level Refinement Loop facilitates iteration, keeping the rubric *Refinable* and aligned with user goals.

Abstract

Large Language Models (LLMs) have become indispensable for evaluating writing. However, text feedback they provide is often unintelligible, generic, and not specific to user criteria. Inspired by structured rubrics in education and intelligible AI explanations, we propose iRULER following identified design guidelines to *scaffold*

the review process by *specific* criteria, providing *justification* for score selection, and offering *actionable* revisions to target different quality levels. To *qualify* user-defined criteria, we recursively used iRULER with a rubric-of-rubrics to iteratively *refine* rubrics. In controlled experiments on writing revision and rubric creation, iRULER most improved validated LLM-judged review scores and was perceived as most helpful and aligned compared to read-only rubric and text-based LLM feedback. Qualitative findings further support how iRULER satisfies the design guidelines for user-defined feedback. This work contributes interactive rubric tools for intelligible LLM-based review and revision of writing, and user-defined rubric creation.

*Corresponding author



This work is licensed under a Creative Commons Attribution 4.0 International License.
CHI '26, Barcelona, Spain

© 2026 Copyright held by the owner/author(s).

ACM ISBN 979-8-4007-2278-3/26/04

<https://doi.org/10.1145/3772318.3790539>

CCS Concepts

• **Human-centered computing** → **Interactive systems and tools**; **Empirical studies in HCI**.

Keywords

Intelligibility, Human-AI Collaboration, Rubrics, User-Defined Criteria, LLM Evaluation, AI for Writing

ACM Reference Format:

Jingwen Bai, Wei Soon Cheong, Philippe Muller, and Brian Y Lim. 2026. iRULER: Intelligible Rubric-Based User-Defined LLM Evaluation for Revision. In *Proceedings of the 2026 CHI Conference on Human Factors in Computing Systems (CHI '26)*, April 13–17, 2026, Barcelona, Spain. ACM, New York, NY, USA, 28 pages. <https://doi.org/10.1145/3772318.3790539>

1 Introduction

Recent advances in Large Language Models (LLMs) have introduced a paradigm shift in automated feedback, promising to provide fast, personalized guidance at scale [74, 124]. Moving beyond the surface-level corrections of classic Automated Writing Evaluation systems, LLMs can generate sophisticated, content-aware evaluation that aligns with human graders on many evaluative dimensions [24, 28, 39]. Writers often find this AI-generated feedback more detailed and understandable than traditional instructor comments [99], positioning LLMs as powerful “personal writing tutors” [12, 114]. However, the utility of LLMs for evaluative feedback is constrained by several challenges. Their opaque reasoning processes [123] make it difficult for users to interpret the justification behind a given score. This opacity is compounded by potential hallucinations [56] and misalignment with human judgment [30], making feedback difficult to trust or act upon [61]. This creates a critical gap: writers have access to instantaneous feedback, but it is not consistently structured or actionable enough to guide meaningful revision. Previous research on eXplainable AI (XAI) demonstrates that transparency in AI decision-making boosts user understanding and skill development [75, 86]. This principle is vital in learning contexts, where effective feedback must not only evaluate, but also explain evaluations and guide subsequent actions [89, 112].

Inspired by the use of rubrics in education to provide structured feedback [107], we propose a new approach to scaffold LLM-generated evaluations. A rubric is a scoring tool that lists criteria for evaluating work alongside descriptions of different levels of performance quality [20]. By clarifying what counts as quality work, well-crafted rubrics enable focused, transparent feedback and help writers internalize standards and self-regulate [63, 107, 125]; rubrics also can be a way to explain judgment [98, 125]; empirical studies further show that rubric-based feedback yields greater improvements than generic comments [51, 115, 138]. Furthermore, involving students in rubric co-creation leads to better learning experiences and outcomes [38, 144]. In essence, well-defined rubrics serve as a common guide, helping writers and evaluators to develop a shared understanding of quality. Recent works, such as LLM-Rubric [53] and Prometheus [66], show that LLMs can score text against rubrics, but neglect to provide criterion-specific explanations or actionable guidance for collaborative revision, and were designed mainly for automated benchmarking with static, predefined rubrics.

However, the efficacy of rubric-based feedback hinges on the quality of the rubric itself. Creating and qualifying a rubric is a non-trivial task [19]. Writers must translate genre knowledge into specific criteria and calibrate performance levels for scaffolding, which requires expertise [63, 115, 125]. Without this expertise, many users, including students, novice instructors, and content editors, create unqualified criteria and poorly scaffolded levels, resulting in ambiguity, lower inter-rater reliability, and weaker feedback guidance [63, 107]. This expertise barrier often results in the adoption of generic, *one-size-fits-all* rubrics that overlook specific task goals or genre nuances [20, 107]. Moreover, recent work shows that evaluation criteria tend to drift as evaluators see more outputs, leading them to add, split, and revise criteria [118]. Rubrics therefore should be treated as evolving rather than static templates.

To address these challenges, we draw on works on rubrics as structured feedback tools in education [115, 138] and to human-interpretable explanations in XAI [35, 83, 86] to derive six design guidelines for user-defined AI feedback. Feedback should be *specific*, *scaffolded*, *justified*, *actionable*, *qualified*, and *refinable*. Taken together, these guidelines call for structuring LLM feedback into *specific* criteria with *scaffolded* levels, providing *justified* criteria-level rationales, and offering *actionable* revision suggestions, while also requiring that user-defined criteria themselves be *qualified* and iteratively *refinable* through a rubric-of-rubrics [7, 9, 125].

To embody these guidelines, we present **iRULER**, an interactive system that provides **Intelligible Rubric-based, User-defined LLM Evaluation for Revision**. iRULER functions through two distinct but integrated applications. First, a **writing revision** application uses a qualified rubric to drive *specific*, *scaffolded*, *justified* and *actionable* feedback in guiding users’ revisions. Second, a **rubric creation** application recursively applies these four design guidelines to the rubric itself; a *rubric-of-rubrics* [7] provides the same principled feedback to help users *qualify* their criteria. By using these two applications end-to-end, iRULER ensures that the user-defined rubric is *refinable* as it is applied to the artifacts.

In two between-subjects experiments, a **writing revision experiment** ($N = 48$) and a **rubric creation experiment** ($N = 36$), we found that iRULER not only improved the quality of both the writing and user-designed rubrics, but was also perceived by users as more helpful, aligned with their judgment, and controllable compared to baseline systems, and reported higher confidence gains. Although iRULER is primarily designed as a collaborative tool rather than a tutoring tool, our study nevertheless suggests that interacting with iRULER may support transferable writing skills. This aligns with work showing that rubrics can improve learning outcomes [115, 138] and that transparent, explanation-based AI feedback enables “forward simulation” of reasoning [16, 52]. Our **end-to-end experiment** ($N = 6$) further demonstrates that iRULER supports user-driven rubric refinement with diverse, self-chosen writing genres. Qualitative analyses indicate that iRULER satisfies our design guidelines for user-defined feedback, scaffolds user agency rather than over-reliance, and supports human-AI co-evaluation.

Since we had used LLM-as-a-judge for feedback scoring and scalable evaluation, we validated our LLM-based evaluation pipeline on an expert-annotated dataset and in a **human expert validation experiment** ($N = 2$), finding that our system’s scores align well with human expert judgments.

Our **contributions** are:

- (1) **Design Guidelines for User-Defined Feedback.** We derive six design guidelines—Specific, Scaffolded, Justified, Actionable, Qualified and Refinable—for user-defined rubrics. We articulate a rubric-based framework to serve as structured scaffolds enabling transparent and actionable feedback in LLM-based systems.
- (2) **iRULER**, an interactive, LLM-infused feedback tool supporting user-defined rubrics. We applied it to two applications based on rubrics—*Writing Revision* and recursively, *Rubric Creation*. These applications can be used separately by two stakeholders (e.g., student, teacher), or end-to-end by a single user to iteratively apply and refine feedback criteria. Thus, iRULER advances beyond prior structured feedback by enabling the recursive co-creation and refinement of the evaluation criteria itself.

We provide empirical evidence that iRULER produces higher-quality artifacts and is perceived by users as more effective than generic, read-only feedback. Alongside empirical evidence validating the effectiveness of our approach, we discuss insights, generalizations, limitations, and future work.

2 Related Work

We examine the current gaps in LLM-based feedback, need for and usage of rubrics, and opportunity of using explainable AI to enhance AI-based feedback.

2.1 LLM-Powered Feedback

Large Language Models (LLMs) present an unprecedented ability to facilitate human-AI collaboration in various domains including creative tasks [57, 116], writing [74, 78, 152], programming [81, 141, 146] to even evaluation [10, 118, 126]. This collaborative stance can enhance users’ sense of agency as they are actively involved in decision-making rather than passively receiving answers [136]. In writing, LLMs have enabled a new generation of feedback tools capable of generating sophisticated commentary, moving beyond the surface-level focus of classic Automated Writing Evaluation systems [33]. Systems like LLM-Rubric [53] have shown the feasibility of prompting LLMs to perform multi-dimensional evaluations against a given rubric, promising to align AI scoring with human values [39, 66, 87].

To explain these evaluations, many systems rely on Chain-of-Thought (CoT) prompting, where the model generates a rationale before producing a score [66, 92]. However, this approach presents interactional and reliability challenges. First, CoT feedback is typically delivered as an unstructured stream of text within a chat interface. While expressive, this lack of scaffolding makes it difficult for users to interactively interrogate specific criteria or justify the reasoning behind a specific score [133]. Second, the generated explanations can be plausible-sounding post-hoc justifications that may be unfaithful to the model’s actual decision parameters [130]. Consequently, even when guided by criteria, users are often left with untrustworthy and unactionable feedback [44, 129]. This creates a critical gap: we have a powerful generative engine (the LLM) but lack a transparent, structured mechanism to reliably steer its behavior and make its evaluative reasoning understandable to the user [67].

This underscores the importance of moving beyond issue detection towards interactive systems that support user sense-making and action, as seen in systems like *Friction* [148] and *InkSync* [74].

2.2 Rubrics for Structured Evaluation

To address the need for a “transparent, structured mechanism” [67] we turn to rubrics [13, 62]. Rubrics are widely used in education as structured scoring tools, especially for tasks like writing [51, 63, 107], which provide an explicit basis for assessment by defining clear criteria and performance levels [51, 89]. Research shows their potential is maximized not as static grading tools, but as interactive scaffolds that guide learning and revision [125, 138].

However, traditional rubric-based feedback often fails to realize this interactive potential [37], providing scores with minimal explanation and little actionable insight [70, 139, 147]. Studies on rubric co-creation demonstrate that giving users ownership over criteria significantly enhances agency and feedback uptake [38, 144]. Concurrently, systems like *EvalLM* and *EvalAssist* treat evaluation criteria as iteratively refinable, user-defined artifacts [10, 69]. This body of work establishes a key premise: an ideal evaluative tool should be built upon a rubric that is both interactive and user-driven [2, 97]. While these systems provide the necessary structure, they stop at judgment: the per-criterion scores they generate seldom include in-depth justification, and fail to translate into actionable revision guidance. Assessment research has also proposed *rubrics for rubrics* that evaluate the quality of assessment criteria themselves [7, 9, 125], yet in practice the qualification and refinement of user-defined rubrics is often left to users’ intuitions. Therefore, the question of how to make the AI’s application of that structure transparent remains.

2.3 Explainable AI for Evaluative Feedback

The challenge of making rubric-based reasoning intelligible leads us to the goal of making AI systems understandable to their users [1, 22, 143]. Seminal work in this area has reframed explanation from a static output to an interactive dialogue [75, 83, 134, 135].

Previous research demonstrated that enabling users to ask fundamental questions, such as “Why?”, “Why not?”, and “How to?”, can significantly improve their mental model and trust in the system [84, 86]. Subsequent work in Explainable AI (XAI) has consistently affirmed the value of these contrastive (“Why not...?”) and counterfactual (“How to...?”) explanations for making AI reasoning more meaningful [36, 149]. This body of research shows that users leverage such explanations not merely to understand a single output, but to calibrate trust, improve skills, and provide more effective inputs in future interactions [3, 80, 90]. This aligns with recent calls for human-centered XAI to design explanation systems tailored to the specific needs of end-users in their context [68, 101, 109]. Recent research like IRIS [98] shows that integrating domain rubrics into AI models not only improves performance but also addresses critical concerns about transparency and trust, which is valuable for justifying subjective judgment. While prior studies have identified effective explanations, a key challenge remains: how to systematically implement them in complex areas providing feedback on writing and designing user-defined criteria [40, 45, 148].

3 Design Guidelines for User-defined Feedback

Based on the literature review and reflections, we derive six design guidelines (DGs) for user-defined feedback, that feedback needs to be: specific, scaffolded, justified, actionable, qualified, and refinable.

- DG1. **Specific.** Feedback should be specified in terms of explicit criteria [69, 104] that users can judge for themselves and take remedial action [132]; generic feedback of vague or inconsistent concepts is not helpfully understandable and actionable [65, 100, 120].
- DG2. **Scaffolded.** Defining evaluation criteria is challenging [31, 115]. Not only do users need to decide what is important, they have to determine what passes or fails each criteria. Rather than leave this open-ended, which is cognitively demanding [42], feedback criteria can be scaffolded via a structured template [5, 48]. Rubrics satisfy this by defining levels for each criteria, and supports weighting criteria by importance all in a tabular layout [20, 63, 125].
- DG3. **Justified.** Rather than providing feedback based on opaque, subjective opinion, feedback needs to be justified with rationale and explanation [104]. With AI generated judgment, this can be explained with explainable AI (XAI) methods. Rubrics are one way to justify the judgment score [73, 98]. Yet, the judgment of each criteria may be unintelligible [86], thus deeper levels should be further justified too [85, 142] to explain *why* specific criteria level were chosen, and *why not* other levels.
- DG4. **Actionable.** A primary goal of feedback is to improve ones work [132]. Feedback needs to be actionable for users to make effective changes [102, 104]. Therefore, suggestions should be provided via counterfactual feedback of *how to* achieve desired target outcomes [95, 134].
- DG5. **Qualified.** Although any feedback is appreciated, they may be erroneous or unreliable, especially when developed by users who are not domain or topic experts [18, 94]. Hence, it is important to judge the feedback, and even provide feedback on the feedback [54, 137]. Similarly, this feedback should be *specific, scaffolded, justified* and *actionable*. Thus, we propose a recursive use of rubric-based feedback on the rubric-feedback using the *rubric-of-rubrics* [7, 9, 125].
- DG6. **Refinable.** Moreover, despite accommodating user-defined criteria, users may change their mind (i.e., criteria drift [118] or evolution [127]) and iteratively refine feedback criteria [11, 46, 69]. Hence, user-defined rubrics should be refinable through the end-to-end loop of rubric editing with feedback, and rubric usage for writing revision.

4 iRULER System

We propose iRULER to implement the aforementioned design guidelines for user-defined feedback. iRULER provides feedback that is i) *specified* with criteria, ii) *scaffolded* using a rubric, iii) *justified* with intelligible explanations of scores and subscores, iv) *actionable* for users to make changes, and v) *qualified* by recursively providing feedback on the rubrics. It consists of two applications, one for Writing Revision (i–iv), and one for Rubric Creation (i–v). Using both applications end-to-end can make the feedback vi) *refinable* through iterative editing and usage of the rubric.

4.1 Writing Revision

Fig. 2 shows the Writing Revision User Interface. The writing application is divided into two main parts: A) Writing Panel on the left, where users freely type and edit any text, and B) Feedback Panel on the right. The feedback consists of showing the overall score and explanatory rubric.

4.1.1 Concise Quality Score. We implement LLM-as-a-judge [49] to score the writing based on the rubric (See Appendix A.1.1 for prompt details). When users click *Get Assessment* (Fig. 2 B1), the LLM returns a score for each criterion based on its level descriptions (Fig. 2 B3) and the system aggregates these into an overall 0–100 score (Fig. 2 B2).

Each criterion is scored on an integer level $1, \dots, L$ (L can range from 3 to 6 in the iRULER UI). Let s_k be the selected score for criterion k , and w_k its weight in percentage, with the total weight summing to 100. The overall score is the weighted sum of normalized criterion scores:

$$\text{Overall Score} = (w_1 \cdot s_1 + w_2 \cdot s_2 + \dots + w_k \cdot s_k) / L.$$

For example, there are four criteria with weights $\{25, 20, 30, 25\}$ ¹ and five performance levels ($L = 5$) in Fig. 2. Selecting levels $\{3, 2, 3, 3\}$ yields: Overall Score = $(25 \cdot 3 + 20 \cdot 2 + 30 \cdot 3 + 25 \cdot 3) / 5 = 56$.

4.1.2 Rubric. This explains how to judge the writing based on *criteria* (Fig. 2 B3, **DG1: Specific**), in table rows, and with explicit *levels* in columns (**DG2: Scaffolded**). This structure helps users to examine each criteria carefully and check how well the writing satisfies each level. For the case in Fig. 2, the writing has middling clarity, engagement and brand alignment (all Score 3), and low creativity (Score 2). However, it may be unclear how the levels were selected, thus, additional explanations are provided as justification (**DG3: Justified**).


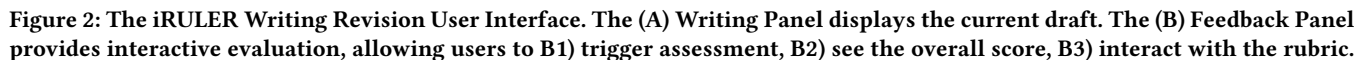
4.1.3 Walkthrough. We illustrate iRULER’s justified and actionable feedback process through a usage scenario with Leo, a user seeking to improve his writing (Fig. 3). The workflow begins after an initial assessment scores Leo’s writing against the rubric. To diagnose his performance, Leo first clicks (a) a scored cell, which reveals (b) a *Why* explanation. He then explores (c) a higher-level cell for (d) a *Why Not* explanation (**DG3: Justified**). Building on this understanding, Leo requests (e) a *How To* counterfactual example (**DG4: Actionable**, see Appendix A.1.2 for prompt details). iRULER responds by rendering (f) suggested revisions as discrete, (g) color-coded edits directly within Leo’s text. Each suggestion is detailed in (h) a “change card” that explains the rationale and provides (i) granular Accept/Reject controls².

4.2 Rubric Creation

Fig. 4 shows the Rubric Creation User Interface; it helps users design rubrics and receive feedback based on the **rubric-of-rubrics** [7, 9] (see Table 6 in Appendix E for more details). This meta-rubric was synthesized from literature on the evaluation of rubrics [7, 8, 19, 103]. Similar to the Writing interface, it has two main parts: A) the Rubric Design Panel for editing and B) the Feedback Panel.

¹In our system, hovering over a criterion name reveals its weight.

²All writing revision conditions (including baselines) possess this feature for tracking changes.



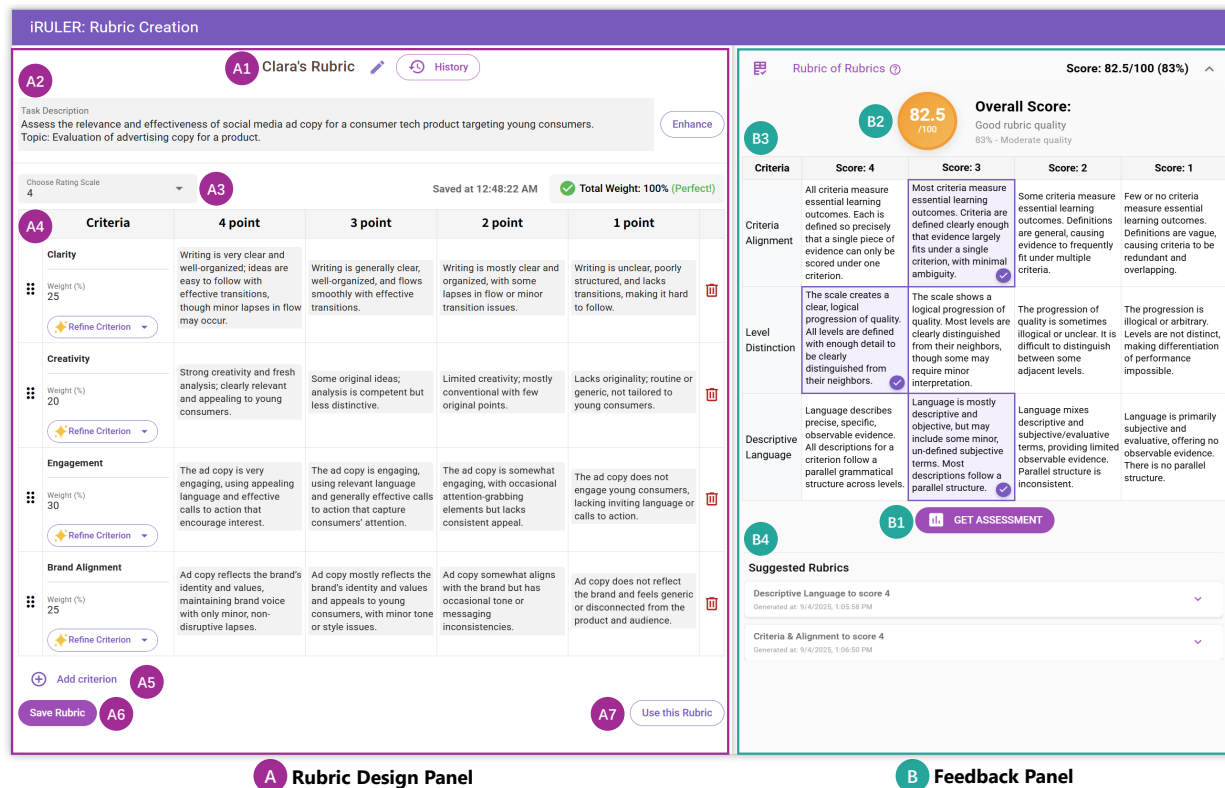


Figure 4: The iRULER Rubric Creation User Interface, which allows users to design a rubric in the (A) Design Panel and receive immediate meta-level feedback on its quality in the (B) Feedback Panel. This includes B2) a quality score, B3) a detailed breakdown, and B4) improvement suggestions.

4.2.1 Rubric Design Panel. Starting with a blank table, the user renames the rubric (Fig. 4 A1) and specifies the overall Task Description (Fig. 4 A2) to give context to the rubric. Four levels (1–4 points) are offered by default; users can adjust the scale between a minimum of 3 and a maximum of 6 levels (Fig. 4 A3, **DG2: Scaffolded**). To begin populating the rubric, the user can enter a criterion (Fig. 4 A4) to specify the basis on which to precisely judge writing (**DG1: Specific**). Upon naming the criterion, the user can specify the details of each level by describing them in text. Since writing descriptions is tedious and users may be unable to articulate details or distinguish between levels, we offer AI suggestions (See in Fig. 5) based on LLM prompting (see Appendix A.3 for details). After adding multiple criteria, the user can specify the weight (**DG2: Scaffolded**) for each criterion toward an overall score.

4.2.2 Rubric Feedback Panel. The components of Rubric Feedback are similar to Writing Revision, using the same overall score calculation, rubric table, and *Why/Why Not* justifications..

One difference is that counterfactual alternative (*How To*) rubrics fully replace the rubric in the Rubric Design Panel. We do not track changes to avoid overwhelming the user with a complex UI. Since this feedback helps to improve the quality of the rubric for writing revision, it qualifies the latter rubric (**DG5: Qualified**).

4.2.3 Walkthrough. We illustrate the rubric creation workflow through Clara, a user designing her own evaluation criteria (Fig. 6). This process ensures the user-defined criteria itself is qualified (**DG5: Qualified**). After Clara's drafted rubric receives an initial assessment against a meta-rubric, she got a **Specific** and **Scaffolded** feedback. She begins to explore the **Justified** feedback, clicking cells to see (b) *Why* her rubric received a certain score and (d) *Why Not* it failed to meet a higher standard. Building on this diagnosis, she requests (e) a *How To* counterfactual example for actionable guidance (**DG4: Actionable**, see Appendix A.1.3 for prompt details). Unlike the writing application, the (f) suggested rubric is displayed holistically in (g) a dedicated area for Clara to review and adopt it with (h) a single click.

Next, Clara applies her rubric in the writing revision UI (Fig. 2). As she writes with the rubric feedback, she may disagree with certain scores, see many borderline drafts clustered at the same level, or realize that important qualities (e.g., Creativity or Engagement) have not been accounted for. In such cases, she can click the top-right *Edit Rubric* button to return to the rubric creation UI, refine the wording, thresholds, or weights of her criteria, and re-apply the updated rubric. She can then perform these steps altogether in an iteratively refinable manner (**DG6: Refinable**).

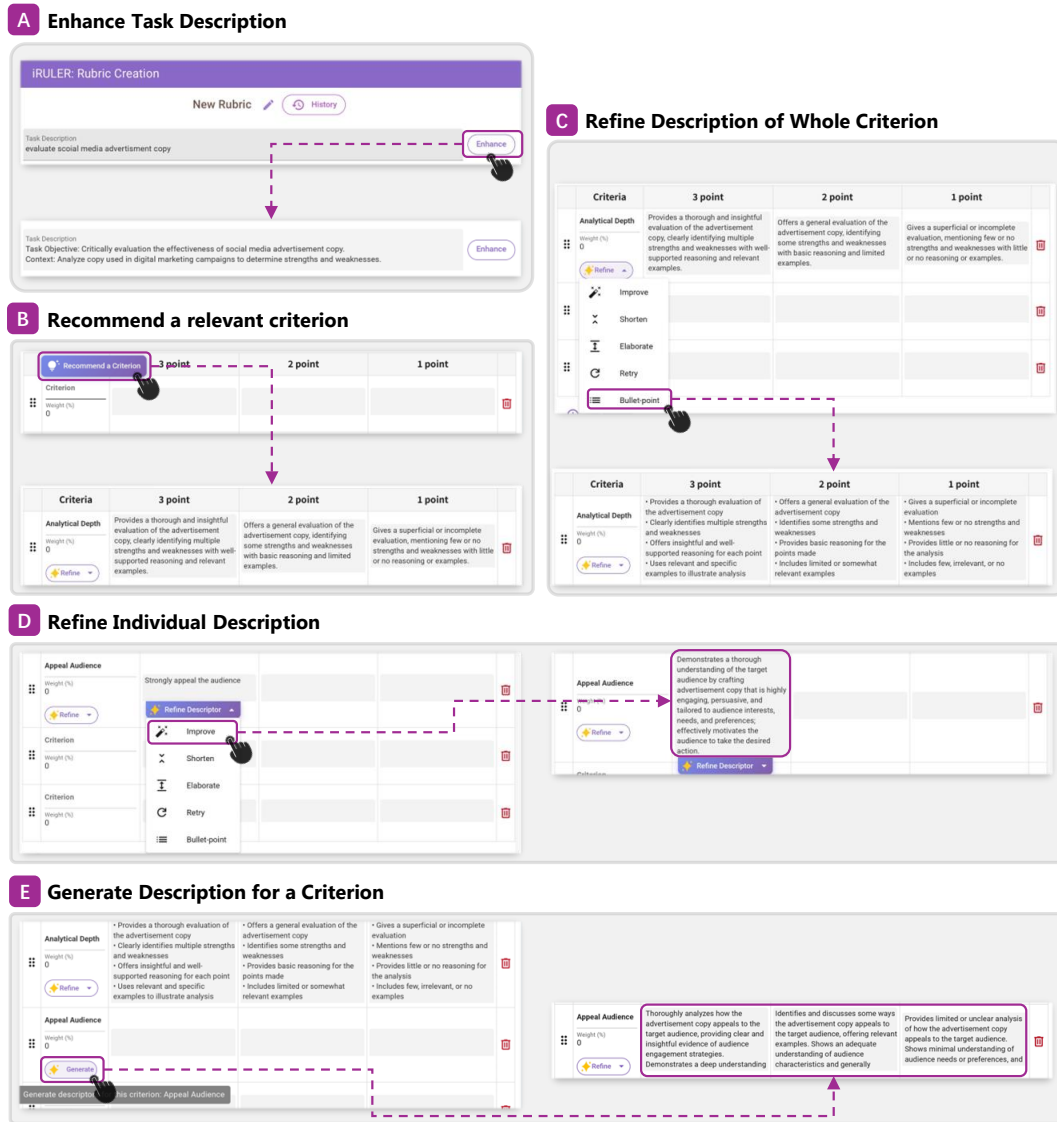


Figure 5: The AI-assistive features integrated into the iRULER Rubric Creation UI's Rubric Design Panel. The system supports users throughout the design process by: A) Enhancing the initial task description; B) Recommending relevant criteria based on the description; C) Refining the descriptive text for a whole criterion at once; D) Refining individual performance level descriptors for granular control; and E) Generating a full set of descriptors for a user-defined criterion title.

4.3 iRULER Implementation

iRULER was implemented as a web application using a serverless architecture. The front-end, built with Vue.js³ and the Quasar component library⁴, manages all application logic and directly interacts with the OpenAI GPT-4.1 API. The Writing Revision application uses quasar’s WYSIWYG editor enhanced with a custom change-tracking system built upon the jsdiff library⁵. The Rubric Creation

application features a custom, table-based user interface with embedded AI-assistive features. The Justified (*Why*, *Why Not*) and Actionable (*How To*) feedback were generated from LLM with structured prompt templates (see Appendix A). For details of the rubric JSON format used in our system, see Appendix B.

To formalize the recursive nature of iRULER, we model its evaluation process as a two-stage conditional generation problem. In both stages, the same LLM is invoked with a **unified prompt template** (Appendix A.1.1), so that a common evaluative logic can be applied to different artifact types.

³<https://vuejs.org/>

⁴<https://quasar.dev/>

⁵<https://github.com/kpdecker/jsdiff>

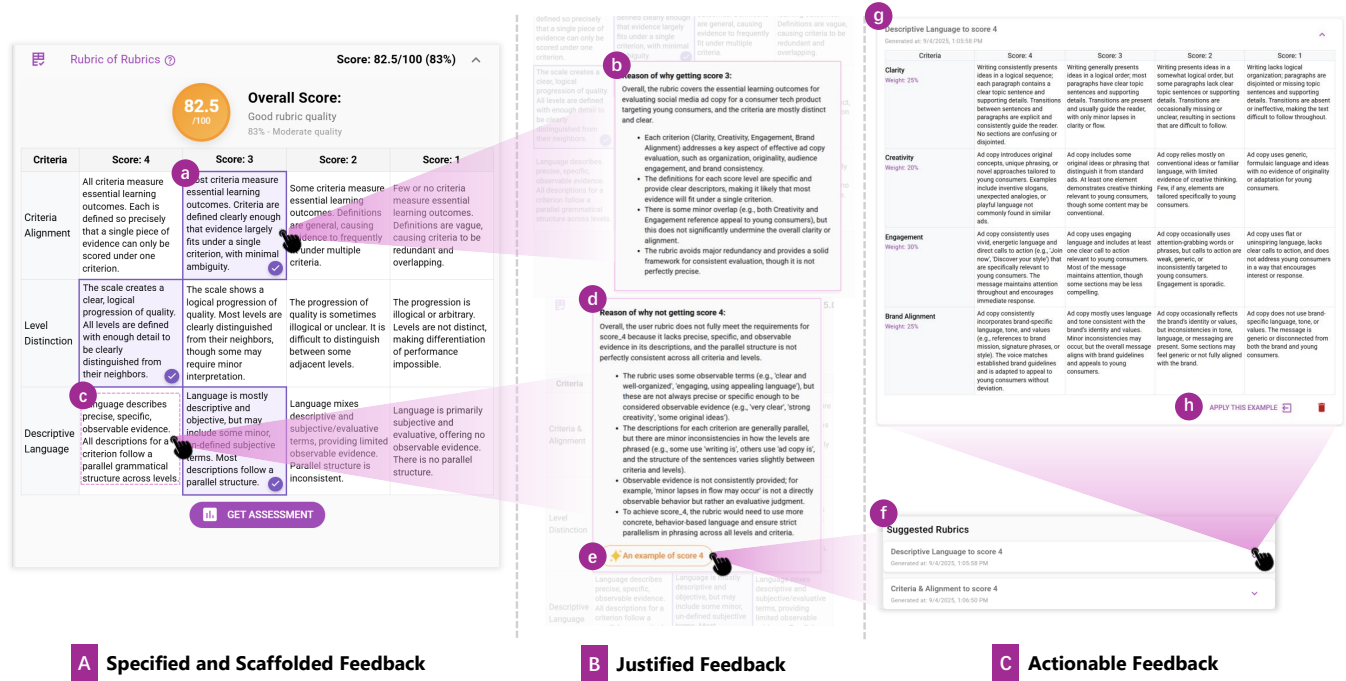


Figure 6: The interactive workflow in iRULER Rubric Creation User Interface. (a) An initial assessment on the rubric-of-rubric provides *Specific* and *Scaffolded* feedback on the user’s rubric. Users then get *Justified* feedback via (b) *Why* and (d) *Why Not* explanations. Requesting (e) a *How To* example generates (f–g) a full suggested rubric for side-by-side comparison, which can be adopted with (h) *Apply This Example* button.

In the **Rubric Qualification Loop**, the model refines the **user’s draft rubric** by evaluating it against the rubric-of-rubrics and the rubric revision goal, producing a **qualified, revised rubric**.

$$\text{Revised Rubric} = \text{LLM} \left(\begin{array}{c} \text{Draft Rubric,} \\ \text{Rubric-of-Rubrics,} \\ \text{Revision Goal for Rubric} \end{array} \right)$$

In the **Writing Revision Loop**, the model uses this **revised rubric** along with the writing revision goal to evaluate the **user’s draft writing**, producing a piece of **revised writing**.

$$\text{Revised Writing} = \text{LLM} \left(\begin{array}{c} \text{Draft Writing,} \\ \text{Revised Rubric,} \\ \text{Revision Goal for Writing} \end{array} \right)$$

4.4 Technical Validation of iRULER Scoring Metric

To evaluate the consistency and human-faithfulness of iRULER’s automatic scoring, we conducted two analyses of iRULER’s predicted rating on i) the variability of the stochastic scoring, and ii) how similarly human expert ratings match iRULER. We performed these analyses on the ICNALE Edited Essays dataset [58], which has 640 essays of 200–300 words from ESL students, scored by human raters. For each essay, we run gpt-4.1 with our prompt

(temperature = 0) five times⁶, obtaining five sets of criteria scores and a 0–100 total score using the same rubric as in our user study (see Table 5 in Appendix E).

4.4.1 Evaluating Intra-Model Reliability. We treat the five runs per essay as five raters applying the same rubric and compute Krippendorff’s α ⁷ and mean with-in essay standard deviations. As shown in Table 1, the model shows minimal stochastic fluctuation⁸, all criteria achieve $\alpha \geq .82$, and the total score reaches $\alpha = .95$, with SDs of 0.06–0.11 on four criteria and 1.7 on the 0–100 total score.

4.4.2 Evaluating Expert-LLM Score Agreement. We average the five runs per essay and compute Quadratic Weighted Kappa (QWK)⁹ between these scores and ICNALE expert scores. As shown in Table 1, Expert-LLM agreement is *moderate to substantial*¹⁰: QWK = .68 on the 0–100 total score, with per-criterion QWK ranging from .52 (Content) to .66 (Language Use), comparable to recent LLM-based AES systems and typical human–human agreement on fine-grained writing scores [63, 129, 131].

⁶Fixing a low temperature reduces randomness, while five runs provide a practical trade-off between capturing residual stochasticity and token cost, a practice aligned with recent work on evaluating LLM consistency [26, 128, 154].

⁷Krippendorff’s α is widely used to quantify inter-rater reliability, including in assessments involving LLMs and humans [17, 96, 108]. Here, we apply ordinal for criteria scores, interval for the total score.

⁸ α values above .80 are considered reliable for drawing conclusions [71, 72].

⁹QWK was the official evaluation metric in the Hewlett Foundation’s ASAP automated essay scoring competition: <https://www.kaggle.com/c/asap-aes>.

¹⁰ κ values in .41–.60 indicate moderate agreement; .61–.80 substantial; and above .80 almost perfect agreement [77].

Table 1: Results of technical validation of the iRULER scoring metric.

Dimension	Intra-Model Reliability			Expert-LLM Agreement	
	α	95% CI	SD	QWK	95% CI
Content	0.82	0.79–0.85	0.11	0.52	0.47–0.57
Organization	0.86	0.83–0.89	0.07	0.57	0.52–0.61
Vocabulary	0.90	0.88–0.92	0.07	0.61	0.57–0.66
Language Use	0.92	0.90–0.94	0.06	0.66	0.62–0.70
Total score	0.95	0.95–0.96	1.69	0.68	0.64–0.72

Following recent HCI work on LLM-as-a-judge [118, 128], we do *not* intend for iRULER to replace human experts. Instead, we use it as a consistent, rubric-aligned proxy that achieves substantial agreement on overall scores and moderate-to-substantial agreement on criteria, enabling repeatable evaluation in our user studies.

5 Evaluation

To evaluate iRULER, we conducted: (i) two controlled experiments assessing **Writing Revision** and **Rubric Creation** separately¹¹; (ii) a qualitative study examining the **End-to-End** feedback loop; and (iii) a validation of our LLM-as-a-judge metric against expert human raters, ensuring the reliability of our evaluation method. All studies were approved by our Institutional Review Board (IRB).

Controlled Study Design. To precisely measure the iRULER’s impact and avoid confounds, we decoupled the writing and rubric tasks into two separate between-subjects user studies. Participants either revised an essay or designed a rubric from scratch, and were randomly assigned to one of three feedback conditions (Table 2).

- **Text-LLM.** Participants saw only an Overall Score (0–100) and a generic LLM-generated comment. Without any specific criteria and or rubric scaffolding; see Fig. 17, 19. To get *actionable* revision suggestions, participants had to manually prompt the LLM via a text chatbox.
- **Rubric-LLM.** Participants saw the rubric with *specific* criteria and *scaffolded* performance levels, and per-criterion scores. Each criteria is rated as a Subscore (e.g. 1–4), and weighted (e.g. 30%, 20%) based on priority to compute the Overall Score (0–100). This rubric is read-only: it did not *justify* the scores. Participants get *actionable* revision suggestions with LLM chat like Text-LLM; see Fig. 18, 20.
- **iRULER.** Participants saw the same rubric and weighted Overall Score as in Rubric-LLM, with additional interactivity in the rubric table. Clicking on scored or alternative levels revealed *justifications* for Why a rating was given or Why Not another rating. Clicking on alternative levels’ example buttons invokes a criteria-specific *actionable* revision to achieve the target level; see Fig. 3, 6.

In the **End-to-End** study, participants only used the iRULER system and no baseline.

¹¹For scalability and affordability, we assessed effectiveness using LLM-as-a-judge, instead of human raters that would be require numerous human ratings and be excessively costly.

Table 2: Comparison of iRULER against baselines (Text-LLM, Rubric-LLM) on DG1–4 (Specific, Scaffolded, Justified and Actionable). DG5–6 (Qualified and Refinable) pertain to the end-to-end rubric creation and feedback workflow.

DGs	Text-LLM	Rubric-LLM	iRULER (ours)
DG1	Generic	Per Criteria	Per Criteria
DG2	Open-ended	Rubric	Rubric
DG3	Generic Text	N.A.	Intelligible Why & Why Not
DG4	via Chat prompt	via Chat prompt	Interactive Counterfactual

5.1 Research Questions and Hypotheses

Our evaluation was designed to answer these research questions:

- RQ1. **Performance:** How does iRULER’s feedback impact the quality of the final artifacts in writing revision and rubric design tasks?
- RQ2. **Efficiency:** How does iRULER affect the effort and speed to produce the final artifacts?
- RQ3. **Perceived Qualities:** How do users interpret and gauge the feedback’s helpfulness, correctness, and their own sense of control in iRULER?
- RQ4. **Confidence:** How does interacting with iRULER affect users’ perceived confidence?
- RQ5. **Skill Transfer:** Does using iRULER in the writing revision task lead to transferable improvements in users’ unaided revision skills, even though it is not primarily designed as a tutoring tool?

Specifically, we hypothesize:

- H1. **Performance.** Compared to baselines, the final artifacts produced by participants with iRULER should score higher and better satisfy predetermined criteria.
- H2. **Efficiency.** Compared to baselines, participants using iRULER will be fastest to iterate toward their final artifact and should make the fewest iterations.
- H3. **Perceived Qualities.** Compared to baselines, participants would rate iRULER as most *helpful*, most *correct* (aligned with their goals), and most *controllable*.
- H4. **Confidence.** Compared to baselines, participants would have the greatest improvement in confidence levels after using iRULER.
- H5. **Skill Transfer.** In the Writing Revision experiment, participants using iRULER will show larger improvement in unaided revision skills than those in the baseline conditions.

5.2 Evaluating iRULER for Writing Revision

This experiment focused on evaluating how well iRULER helps users to improve the quality of written essays.

5.2.1 Materials. We selected four argumentative essays from the ICNALE Edited Essays dataset [58]. This dataset contains essays scored by expert raters using the ESL Composition Profile [59], a well-established public rubric, which provides criterion-level scores.

We used four¹² criteria: Content, Organization, Vocabulary, and Language Use (details in Appendix E Table 5). To ensure a consistent starting point with enough room for improvement, all selected essays are at a medium level (approx. 60/100 score). The essays covered two topics, which we refer to as the **Part-Time Job**¹³ and the **Smoking Ban**¹⁴ topics. Essays were 197–205 words long.

5.2.2 Procedure. We conducted a 60-minute remote study via Zoom. After providing consent and completing a background survey, participants were randomly assigned to one of three conditions ($N = 16$ each). They received a tutorial and a screening quiz before the main session. We employed a think-aloud protocol, recording screen and audio for analysis.

The main session consisted of three stages, with the assignment of the Part-Time Job and Smoking Ban topics counterbalanced across participants:

- (1) **Pre-Task:** Participants revised one essay without AI assistance to establish their baseline revision skill.
- (2) **Main Task:** Participants used their assigned Feedback Type to revise two new essays on the alternate topic, iterating until satisfied. After each revision, they completed a short survey, rating the feedback’s perceived *helpfulness*, *correctness*, and their *sense of control*.
- (3) **Post-Task:** Participants revised a final essay on the initial topic, again without AI assistance, to measure skill transfer.

The session concluded with a post-task questionnaire on feature helpfulness and confidence, followed by a brief semi-structured interview to gather qualitative insights. Participants were compensated \$15.60 USD equivalent in local currency. All data were anonymized and stored securely in compliance with IRB protocols.

5.2.3 Measures. To test our hypotheses, we measured:

- (1) **Quality Scores** based on LLM-as-a-Judge metrics using Text-based LLM, and our Rubric-based LLM (see Appendix A for prompt details). We used the two metrics to check if our Rubric-based LLM scoring is consistent with the common Text-based LLM scoring approach. We also measured **Criteria Subscore Levels** from the Rubric LLM. We calculated the score improvement Δ Score from initial essay to final revised essay for the pre-, main, and post-tasks. Specifically for this experiment, we calculated skill transfer as the difference between a participant’s performance gain in the post-task and their baseline performance gain in the pre-task (both conducted without AI assistance).
- (2) **Usage Logs** of *task time*, *number of iterations*, and *usage of* Intelligibility features (*Why*, *Why Not*, *How-to*).
- (3) **Perceived Ratings** on *Helpfulness*, *Correctness*, and *Sense of Control* regarding each Feedback Type, and self *Confidence* in *Writing*, *Reviewing*, *Revising* and *Using Rubrics*. All ratings were measured along a 7-point Likert scale (–3 Strongly Disagree to +3 Strongly Agree).

¹²We omitted the Mechanics criterion to simplify the number of criterial participants need to consider, since it which was only weighted 5% in the original ESL Composition Profile.

¹³Essay topic: “It is important for college students to have a part-time job.”

¹⁴Essay topic: “Smoking should be completely banned at all the restaurants in the country.”

5.3 Evaluating iRULER for Rubric Creation

This experiment focused on evaluating how well iRULER helps users to create high-quality rubrics. Unlike the Writing Revision Experiment, the task is to create rubrics from scratch, not to improve existing ones. So it omits a pre/post-test on skill transfer.

5.3.1 Materials. We selected two distinct topics on which participants designed rubrics, drawing on established practices in evaluating social media ad copy [14, 121] and student public speaking performances [125]. For the rubric feedback, we used the rubric-of-rubrics [7, 125] that defines a rubric to evaluate rubrics. It comprises three criteria—Criteria Alignment, Level Distinction, and Descriptive Language—each rated on a 4-point scale (see Table 6 in Appendix E for criteria and level descriptions).

5.3.2 Procedure. This experiment followed the same initial protocol as the Writing Revision experiment. Participants ($N = 12$ per condition) were randomly assigned to one of three conditions to design two rubrics from scratch, with the genre order randomized, and iterating with the system’s feedback until satisfied. Upon completing each task, participants immediately rated the feedback’s *helpfulness*, *correctness*, and their *sense of control*. The session concluded following the same protocol as the previous experiment.

5.3.3 Measures. We measured the same metrics as in the Writing Revision Experiment to allow for direct comparison. The only adaptation was modifying self *Confidence* skills to be relevant to this task, omitting *Writing* and including *Designing Rubrics* instead.

5.4 Evaluating iRULER End-to-End (Qualitative)

This experiment qualitatively examines how users can create, use, and refine rubrics for writing revision. This specifically investigates the benefit and challenges toward constructing qualified rubrics (**DG5: Qualified**) and refining them (**DG6: Refinable**).

5.4.1 Materials. We employed two tasks in this experiment to balance control with coverage of diverse genres. The first was a *fixed-topic* “Social Media Ad Copy” task with a fixed sample text¹⁵, chosen from our Rubric Creation experiment (Section 5.3.1) as it yielded positive results: its short, constrained format let participants quickly learn the system and complete multiple revision cycles within a single session. The second was an *open-ended* task—allowing participants to select any genre of writing they wished to evaluate—to probe how well iRULER’s rubric-based workflow generalizes beyond our predefined experimental topics.

5.4.2 Procedure. For both tasks, participants first drafted a rubric from scratch using the Rubric Creation UI (Section 4.2), then applied it to a piece of writing in the Writing Revision UI (Section 4.1). They were then free to refine their rubrics by returning to the creation interface to update criteria and re-evaluate the text. Participants were asked to think aloud during the tasks. Each session lasted approximately 45 minutes. We gratefully acknowledge the participants who volunteered their time for this particular experiment.

¹⁵The sample ad copy was adapted from posts in the r/copywriting subreddit: <https://www.reddit.com/r/copywriting/>.

5.4.3 Measures. We only investigated the iRULER feedback condition, since it was explicitly designed to support user-defined rubrics. We measured *Quality Scores* and *number of revision cycles* in this experiment. Quality Scores were measured as per the previous two experiments, while the number of revision cycles was determined by excluding the initial round of rubric creation and application¹⁶.

5.5 Validating LLM-as-a-Judge Metric

Since we had used LLM-as-a-judge (Text-LLM and Rubric-LLM Scores) to scalability and affordability score the writing artifacts from various conditions, we analyze the validity of these metrics by comparing against two human expert raters. This examines if the LLM scores merely reflect text-model alignment, rather than actually reflecting human-perceived work quality. Due to the difficulty of recruiting rubric experts, we focused on the Writing Revision task with expert English tutors.

5.5.1 Materials. We randomly sampled 96 essays (50% of the full set of 192), with a balanced distribution across the two topics and three feedback conditions produced in the Writing Revision experiment. Essays were 194–310 words long. To estimate inter-rater reliability, the same 24 essays were assigned to both experts, while the remaining 72 essays were divided evenly. Each expert rated 60 essays in total (24 shared and 36 unique).

5.5.2 Procedure. Before the experiment, we held a brief online orientation session to explain the protocol; raters then independently completed all scoring asynchronously within one day at their own pace using the same rubric as in our Writing Revision Experiment (Section 5.2). Participants were not informed of the various feedback conditions, thus would not know if each essay were revised based on different feedback types. They were compensated \$70.50 USD (equivalent in local currency) upon completion.

5.5.3 Measures. Same as Section 4.4.2, we used Krippendorff’s α [71] to estimate inter-rater reliability between the two experts. We then assessed Expert-LLM alignment by averaging the two experts’ scores to obtain a ground-truth score per essay and computing the QWK between the Text-LLM and Rubric-LLM scores and this ground truth for each criterion and the total score.

6 Results

We present the results of our evaluation, organized by our hypotheses. We fit a linear mixed-effects model to each dependent variable (measure) with Feedback Type and # Iterations as fixed main effects, and Participant and Task ID as random effects to account for individual variance. For specific comparisons, we performed post-hoc contrast t-tests and report significant results. We apply a significance level of $\alpha = .002$ to account for up to 25 multiple comparisons up and avoid Type I error¹⁷. We also report thematic findings from post-experiment interviews to contextualize our quantitative results while incorporating the qualitative findings from our end-to-end evaluations. Finally we report the results of the Expert-LLM alignment analysis that validates our LLM-as-a-judge metrics.

¹⁶E.g. 2 cycles = initial design & apply + (redesign & reapply) + (redesign & reapply)

¹⁷Type I error = false positive (rejecting a true null). To control family-wise error with multiple comparisons, we applied a Bonferroni correction ($\alpha' = \alpha/m$); here, $0.05/25 = 0.002$.

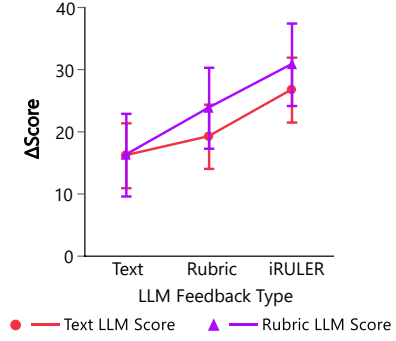


Figure 7: Result of the writing quality improvement (Δ Score) as assessed by text-based and rubric-based LLM evaluators. A significant interaction indicates iRULER’s superiority in the Main task. Error bars represent 95% confidence intervals, here and for all result figures.

6.1 Writing Revision Experiment

We recruited 48 participants (38 female, 10 male; 19–28 years old, $M = 22.3$, $SD = 2.0$) from our university’s online recruitment platform. All were native or full-professional proficiency English speakers, comprising 28 undergraduate and 20 postgraduate students. Participants reported a range of writing frequencies, with most writing at least a few times a month (31/48) or weekly (9/48). Their familiarity with rubrics varied: 10.4% not familiar at all, 20.8% somewhat familiar, 58.3% familiar, 10.4% very familiar.

We found that iRULER significantly improved writing quality (H1), efficiency (H2), perceived qualities (H3), writing confidence (H4), and skill transfer (H5) compared to Text-based LLM feedback. Non-intelligible Rubric-based LLM feedback was in-between them.

6.1.1 Writing Quality (H1). For the following analysis we use our LLM scoring method to score each essay five times and calculate the mean values. Our analysis later in Section 4.4.1 verified the human-alignment of this metric.

Δ Score. Fig. 7 shows the Score improvements measured by Text-based LLM and Rubric-based LLM for the main tasks. We found a significant main effect of Feedback Type ($p < .0001$) on both types of score improvements. iRULER’s score improvements ($M_{\text{text}} = 26.7$, $M_{\text{rubric}} = 30.8$) were significantly higher than in Text-LLM ($M_{\text{text}} = 16.1$, $M_{\text{rubric}} = 16.2$, both $p < .0001$). iRULER was only significantly higher than in Rubric-LLM on the text-based score improvement ($M_{\text{text}} = 19.2$, $p = .0003$), not on the rubric-based score improvement ($M_{\text{rubric}} = 23.8$, $p = \text{n.s.}$).

Δ Subscore. Next, we examine which criteria was particularly helped by iRULER by analyzing the criteria subscore levels. Fig. 8 shows the Criteria Subscore improvements measured by the Rubric-based LLM for the pre-, main, and post-tasks. We found a significant interaction between Feedback Type and Trial Type for the Organization and Vocabulary criteria (all $p < .001$), but not for Content nor Language Use. For main tasks, iRULER’s score improvement was significantly higher than in Text-LLM for Content, Organization, Vocabulary and Language Use criteria (all $p \leq .001$), and higher than in Rubric-LLM for Content and Vocabulary (all $p \leq .002$).

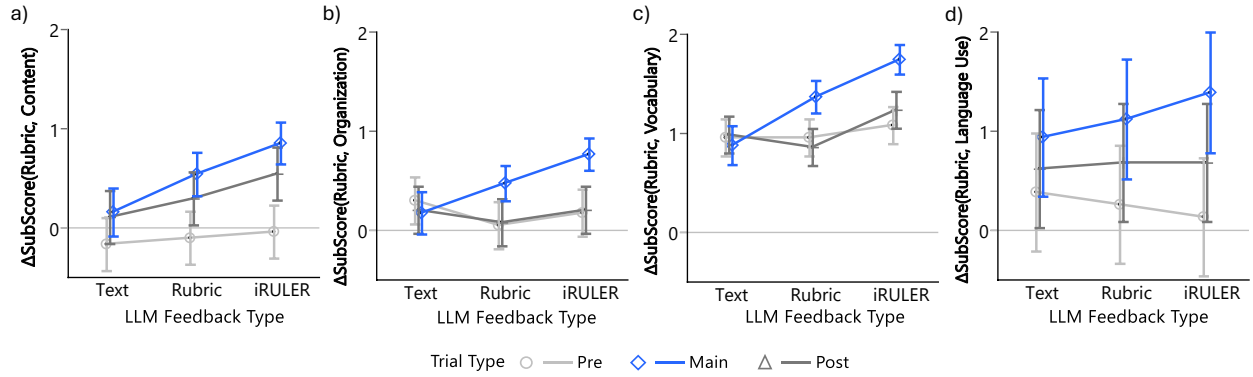


Figure 8: Criterion-level improvements ($\Delta\text{SubScoreLevel}$) for the Writing Revision experiment. The performance gains across all criteria: a) Content, b) Organization, c) Vocabulary, and d) Language Use, showing a consistent pattern, where the iRULER condition led to the greatest performance gains in the Main task.

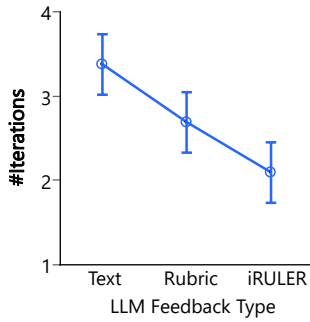


Figure 9: Average number of iterations in the Main task of Writing Revision experiment. iRULER participants achieved better results with significantly greater efficiency.

6.1.2 Efficiency (H2). Beyond improving quality, iRULER also made the writing process more efficient with fewer iterations, although there was no difference in task speed between conditions. Fig. 9 shows the # Iterations across Feedback Types. There was a significant main effect of Feedback Type on # Iterations ($p < .0001$), with iRULER requiring the fewest iterations ($M = 2.09$) over Text-LLM ($M = 3.38$, $p < .0001$) but not Rubric-LLM ($M = 2.69$, $p = \text{n.s.}$).

6.1.3 Perceived Qualities (H3). Participants' ratings on both *Helpfulness* and *Correctness* were highest for iRULER feedback (Fig. 10).

Perceived Helpfulness. We found a significant main effect of Feedback Type on perceived helpfulness ($p < .0001$). As shown in Fig. 10, iRULER feedback ($M = 2.3$) was rated as significantly more helpful than both Rubric-LLM ($M = 1.7$, $p = .0016$) and Text-LLM feedback ($M = 1.5$, $p < .0001$).

Perceived Correctness. Similarly, a significant main effect of Feedback Type on perceived correctness was observed ($p < .0001$). As shown in Fig. 10, iRULER feedback ($M = 2.2$) was rated as significantly more correct than Text-LLM feedback ($M = 1.5$, $p < .0001$) but not Rubric-LLM feedback ($M = 1.7$, $p = \text{n.s.}$).

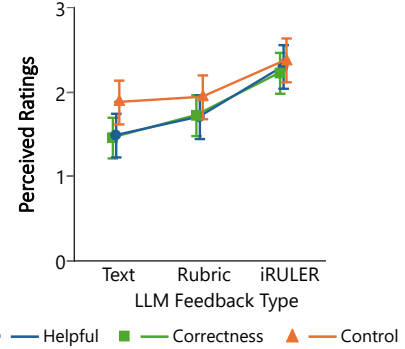


Figure 10: Per-trial subjective ratings for the Writing Revision experiment, showing *least-squares means* for Helpfulness, Correctness, and Control. iRULER showed significantly superior performance compared to baselines.

Sense of Control. Despite iRULER having the highest rating, we found no significant main effect of Feedback Type on users' sense of control (see Fig. 10).

6.1.4 Confidence (H4). Fig. 11 shows the difference in user confidence ratings across Feedback Types, separately for *Writing*, *Reviewing*, *Revising* and *Rubric Use*. iRULER significantly outperformed Text-LLM across all skills (all $p \leq .002$) but did not differ significantly from Rubric-LLM. For *Rubric Use*, Rubric-LLM was also significantly higher than Text-LLM ($p < .0001$). Notably, the Text-LLM condition resulted in a decrease in confidence for some skills.

6.1.5 Skill Transfer (H5). Fig. 12 shows the results for skill transfer (Change in ΔScore (Post-Pre)). There was a significant main effect of Feedback Type on skill transfer ($p < .0001$). Participants in iRULER improved the most ($M_{\text{Text}} = 9.73$, $M_{\text{Rubric}} = 9.66$) compared to Text-LLM ($M_{\text{Text}} = 4.17$, $M_{\text{Rubric}} = 4.19$, all $p < .0001$). This difference in improvement against Rubric-LLM was only significant for the Rubric-based LLM score ($M_{\text{Rubric}} = 6.33$, $p = .0005$).

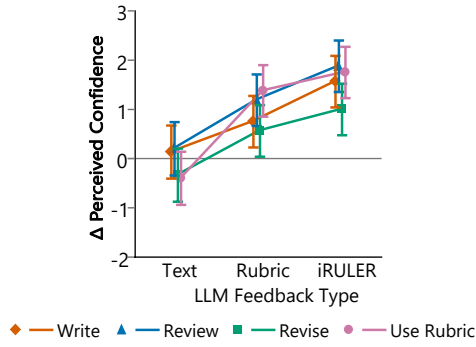


Figure 11: Change in perceived confidence (Δ Confidence) for the Writing Revision experiment. iRULER yielded the largest gains, particularly for *Revising* and *Using Rubrics*.

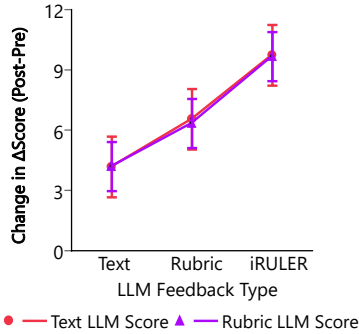


Figure 12: Results of skill transfer for the Writing Revision experiment, measured by the score change in Δ Score (Post-Pre). The iRULER condition leading to the greatest transferable skill gain.

6.2 Rubric Creation Experiment

We recruited 36 participants (20 female, 16 male; 18–30 years old, $M = 23.1$, $SD = 2.3$) from our university’s online platform, comprising 17 undergraduates, 19 postgraduates, and one professional certificate holder. The sample was academically diverse, with participants from fields such as Business, Engineering, and Social Sciences. Their familiarity with rubrics were slightly lower than for participants in the Writing Revision Experiment: 8.3% novices, 44.4% somewhat familiar, 41.7% familiar, 5.6% very familiar.

iRULER significantly improved rubric quality (H1), perceived qualities (H3), and usage confidence (H4) compared to Text-based LLM feedback. Non-intelligible Rubric-based LLM feedback was in-between them. However, there was no significant difference in efficiency across Feedback Type (H2).

6.2.1 Rubric Quality (H1). iRULER significantly improves overall rubric quality over Rubric-LLM and Text-LLM.

Final Score. Fig. 13 shows a significant effect of Feedback Type on the Text LLM score ($p = .0005$) and the Rubric LLM score ($p = .0007$). Participants in iRULER ($M_{\text{Text}} = 83.1$, $M_{\text{Rubric}} = 86.3$) scored significantly higher than those in Rubric-LLM ($M_{\text{Text}} = 77.4$, $M_{\text{Rubric}} = 79.7$) and Text-LLM ($M_{\text{Text}} = 76.8$, $M_{\text{Rubric}} = 78.4$, all $p \leq .002$).

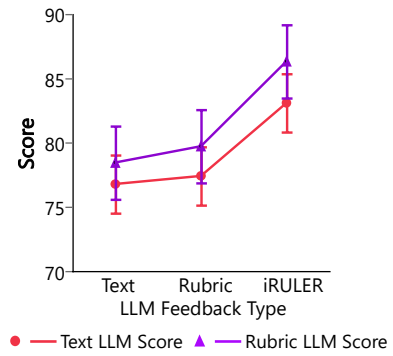


Figure 13: Final scores of the user-designed rubrics from Rubric Creation experiment. Both methods show a consistent, significant advantage for the iRULER condition.

Final Subscore. Fig. 14 shows the Criteria Subscores measured by the Rubric-based LLM. We did not find any significant main effects of Feedback Type on final criteria subscores across all the criteria.

6.2.2 Efficiency (H2). Unlike the writing revision task, we found no significant effect of Feedback Type on the efficiency metrics for rubric creation (Task Time and # Iterations). We attribute this to the inherent complexity and exploratory nature of rubric design.

6.2.3 Perceived Qualities (H3). Fig. 15 shows that participants’ ratings on both *Helpfulness* and *Correctness* were highest for iRULER feedback. Notably, the Rubric-LLM condition was often rated lower than the Text-LLM baseline, suggesting that providing scores without explanation can be a frustrating user experience.

Perceived Helpfulness. We found a significant main effect of Feedback Type on perceived helpfulness ($p = .0003$). iRULER ($M = 2.3$) was rated as significantly more helpful than Rubric-LLM ($M = 1.1$, $p < .0001$) but not Text-LLM ($M = 1.7$, $p = \text{n.s.}$).

Perceived Correctness. Similarly, a significant main effect of Feedback Type on perceived correctness was observed ($p = .0005$). iRULER ($M = 2.2$) was rated as significantly more correct than Rubric-LLM ($M = 1.1$, $p = .0001$) but not Text-LLM ($M = 1.7$, $p = \text{n.s.}$).

Sense of Control. Similar to the writing revision task, we found no significant main effect of Feedback Type on users’ sense of control.

6.2.4 Confidence (H4). Fig. 16 shows confidence gains across Feedback Types for *Reviewing*, *Revising*, *Rubric Use* and *Designing Rubrics*. iRULER yielded significantly higher gains than Text-LLM across all four skills (all $p \leq .0005$), but surpassed the Rubric-LLM group only in *Designing Rubrics* ($p = .0012$). Similar to the Writing Revision experiment, Rubric-LLM significantly outperformed Text-LLM in *Rubric Use* ($p < .0001$).

6.3 End-to-End Experiment

We recruited 6 participants (4 male, 2 female; 24–32 years old, $M = 26.5$, $SD = 2.9$) via snowball sampling. Regarding familiarity with rubrics, 4 reported being somewhat familiar, and 2 reported being familiar. Participants all reported writing frequencies of at least a few times a month.

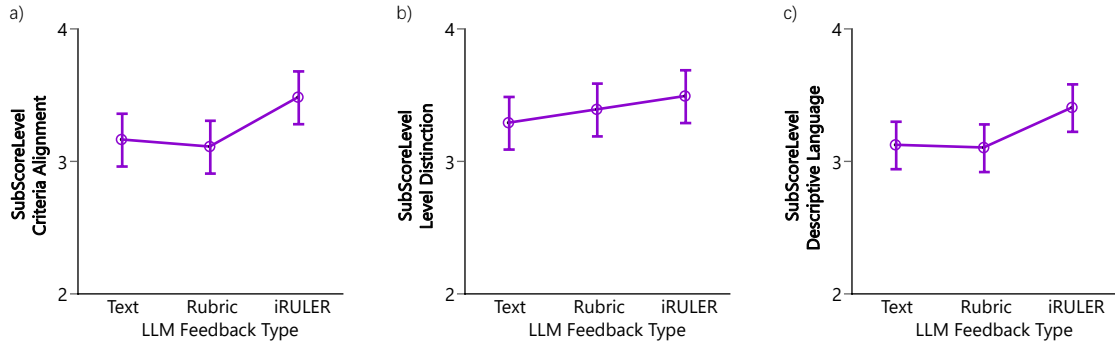


Figure 14: Results of the final subscore levels for the user-designed rubrics in Rubric Creation experiment. The scores for each of the three meta-rubric criteria: a) Criteria Alignment, b) Level Distinction, and c) Descriptive Language. The iRULER condition led to the highest scores across all dimensions.

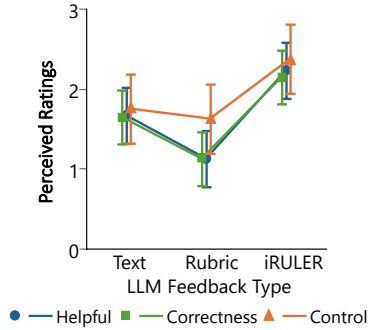


Figure 15: Per-trial subjective ratings for the Rubric Creation experiment. iRULER was rated consistently higher than both baselines across Helpfulness, Correctness, and Control.

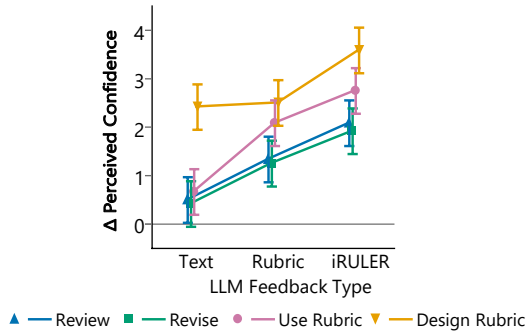


Figure 16: Change in perceived confidence (Δ Confidence) for the Rubric Creation experiment. iRULER resulted in the highest confidence gain compared to the baselines.

6.3.1 Findings. Throughout both fixed and open-ended tasks, participants averaged $M = 1.9$ revision cycles ($SD = 0.8$) before being satisfied. On the 0–100 scale, mean rubric-of-rubrics and writing scores increased by 7.5 and 10.5 points respectively from the first to the final iteration. In the open-ended task, participants freely wrote on diverse genres for application in iRULER. Topics selected

include: **science fiction, paper abstracts, technical documentation, social media copy and lateral thinking puzzles.**

6.4 Qualitative Findings

Having shown the effectiveness of iRULER, we performed a qualitative analysis on participant interaction and utterances in the two controlled experiments and end-to-end usage experiment. We discuss our findings thematically, aligned with the six Design Guidelines introduced in Section 3. We refer to participants from the writing revision experiment (Section 5.2) as W1–W48, those from the rubric creation experiment (Section 5.3) as R1–R36, and those from the end-to-end experiment (Section 5.4) as E1–E6.

6.4.1 Specific. Across systems, participants consistently sought feedback that targeted concrete elements of their work rather than general observations. With Text-LLM, participants noted that “it would be great if the feedback could provide more specific points, referring to specific words” (R9), and that “it would be better if the tool can, like, target the specific sentence that we think can be improved... the current feedback is still very general” (W7). Similarly, Rubric-based LLM users like W26 “didn’t really use the rubrics much, because I feel that the rubrics in general doesn’t really give specific feedback, just very general things like sentence structure could be improved’ or loose organization’.” In contrast, iRULER users appreciated the precision, with W47 “leaning more towards [using] it because it highlights exactly what I need to achieve whatever rubric [score].”

6.4.2 Scaffolded. Participants appreciated structured guidance that helped organize their revision efforts systematically. Both Rubric-Based LLM and iRULER provided scaffolding through its organizational framework: W26 systematically reflected on writing based on specific criteria, noting “[the rubric] said that I had to improve on my Content; afterwards I was consciously trying to elaborate on the Content aspect, but I couldn’t improve on the Vocabulary aspect because [that] was my limit.” W25 leveraged the criteria levels by examining the details within rubric cells, highlighting them with her cursor and comparing between adjacent levels to determine the next course of revisions. However, this scaffolding had limitations: R21 felt overwhelmed by the breadth, stating “I kind of don’t really know which part I should focus on since there’s so many criteria.”

6.4.3 Justified. Participants also valued understanding the reasoning behind feedback scores and suggestions. With iRULER, participants stated that the feedback justifications contributed to a deeper understanding of revision requirements: *“It’s nice to see the explanation of why they gave that score. Because... I wouldn’t have known about the overlap. I only thought about it when they mentioned it”* (R31). Comparing to commercially available software, W39 found iRULER superior: *“I used to use QuillBot or Grammarly. The operation behind it is very vague. I don’t know why it gave me a score. But it gave me a change. With [iRULER], I think it is an improvement in learning. I also know what goal I want to achieve.”*

6.4.4 Actionable. Participants generally needed feedback that clearly indicated what changes to make. Those in the Text-LLM condition found the feedback helpful initially, but eventually sought more actionable guidance. W11 had a *“frustrating experience”* because *“when I made changes to the essay, ... a lot of the time, the feedback remained static and the score also did not change much.”* W13 felt that *“even after changes were made, there was no change in the score, which made me want to give up,”* and R10 thought that *“after I generated my evaluation of performance, [the system] didn’t consider those points that I added.”*

In contrast, participants consistently found iRULER feedback actionable in various avenues such as generating ideas (W38, R28, R32), improving structure (W47, R36), and suggesting new phrases (W36, W44, W45). W47 explicitly noted that *“before I used [the counterfactual actions], I was a bit frustrated because the rubric did not exactly tell me what to improve on.”* However, the increased actionability also revealed a problem of LLM verbosity: W48 felt the system *“over-generate[s] in a sense. You make it too [sophisticated]... I feel it might just keep generating longer and longer texts, but there’s no content that’s being added.”* R28 echoed this in the rubric task: *“in order to correct its shortcomings, [the AI revision] says more... so it feels like it adds more work, because I have to read it again—the long text after the change—and then shorten it again.”*

6.4.5 Qualified. In the rubric creation experiment, participants found the meta-rubric useful in qualifying their own rubrics. R15 thought *“it’s quite clear, because the three things that it measures, Criteria, Level Distinction, and Language... these are the key aspects of what makes a rubric a rubric, so it’s also quite clear what could improve.”* She also felt that *“the overall score is very helpful with the color background. It’s very obvious, like where you stand... So, you immediately know without looking at the descriptors, the overall quality of the task.”* R14 found specific meta-rubric criteria useful: *“if you look at Criteria Alignment... it evaluates if [my] 3 criteria can cover all aspects of the copy.”*

In the end-to-end experiment, participants found that applying their rubrics to concrete examples helped them qualify whether their criteria were aligned with their intentions. E2 could *“see whether the sample text is being graded correctly and accurately according to my own rubrics.”* E4 remarked that *“having me write a rubric from scratch and then immediately use it for grading helps me spot flaws in my rubric right away, which is incredibly valuable.”*

Moreover, participants appreciated the consistency in both writing revision and rubric creation UIs. E3 felt that *“the interfaces for rubric and writing are very consistent. Using my rubric to assess writing feels very intuitive because I’m already familiar with it.”*

Table 3: Human expert validation of scoring metrics for Rubric-LLM and Text-LLM.

Dimension	Inter-Rater Reliability		Rubric-LLM vs. Experts		Text-LLM vs. Experts	
	α	95% CI	QWK	95% CI	QWK	95% CI
Content	0.80	0.55–0.95	0.53	0.35–0.69	–	–
Organization	0.82	0.58–0.96	0.58	0.44–0.70	–	–
Vocabulary	0.85	0.61–1.00	0.66	0.51–0.79	–	–
Language Use	0.87	0.67–1.00	0.73	0.61–0.83	–	–
Total Score	0.96	0.93–0.98	0.88	0.81–0.92	0.76	0.67–0.81

6.4.6 Refinable. In the end-to-end experiment, participants iteratively and incrementally refined their rubrics by looping between the rubric editing and writing revision tasks. E5 felt that *“creating my own rubric before using it for grading helps me continually clarify exactly what aspects I want to evaluate and the distinctions between each level,”* Consequently, he felt *“a greater sense of involvement compared to simply using a pre-made rubric.”* E1 *“realized like maybe Organization contains Language as well. Like it tries to edit grammar as well. So I want to make this more specific to just structure rather than including the [grammar].”* Lamenting about his daily work, E2 remarked that using iRULER *“really hammers in how boring a teacher’s job is,”* and that iRULER *“definitely saves a lot of time.”*

Despite the opportunity for refinement, some participants found this mentally demanding. E4 felt that *“the information overload was overwhelming—trying to think about both ‘Is this rubric well-written?’ and ‘Is this essay well-written?’ at the same time felt like my brain was splitting in two”.* E5 struggled with *“switching back and forth between the perspective of a ‘teacher’ and an ‘editor’ within a single session makes me feel a bit burdened by the role switching.”*

6.5 Human Expert Validation of LLM-as-a-Judge

We recruited two expert raters (male; ages 32, 35) who were English writing tutors at a university language tutoring center. They had 5 and 8 years’ experience of teaching and using rubric-based assessment and scoring essays. Table 3 summarizes the results.

6.5.1 Expert Inter-Rater Reliability. Both experts strongly agreed with each other for all criteria subscores ($\alpha \geq .80$). Their agreement on the Total Score was even higher ($\alpha = .96$).

6.5.2 Expert-LLM Score Agreement. The alignment between the experts and the Rubric-LLM total score was high (QWK = .88), and higher than the moderately high alignment with Text-LLM (QWK = .76). Expert alignment with criteria subscores were within moderate to substantial levels (.53–.73) [76].

7 Discussion

Having validated iRULER’s effectiveness in improving reviewing and revision, we now turn to the broader implications for theory and design in human-AI collaboration.

7.1 Providing Specified, Scaffolded, Justified, Actionable and Qualified Feedback with iRULER

A core contribution of our work is a system that streamlines the often-amorphous process of offering high-quality feedback [4, 32, 113] by translating abstract guidelines into an interactive workflow.

The result of iRULER helping users produce higher-quality artifacts (H1) demonstrates the effectiveness of feedback that is *specific*, *scaffolded*, *justified* and *actionable*. We achieve this by treating the rubric as a shared reference, anchoring the LLM’s evaluation in an explicit structure, and turning an open-ended evaluation into a constrained, evidence-based judgment. The high ratings for helpfulness and correctness (H3) further suggest that *justified* and *specific* rubric criteria are vital for building user trust. Furthermore, our results highlight how this structured interaction can be made effective. Significant gains in user agency (H3) and confidence (H4) emphasize the importance of a well-*scaffolded* user interface. The rubric provides a structured framework to empower users rather than overwhelm them.

Finally, by recursively applying DG1–4, the Rubric Creation experiment validates our fifth guideline: feedback must be *qualified*. This meta-level evaluation establishes a metacognitive loop, prompting reflection on both the artifact and the criteria to uphold collaborative integrity. The performance results (H1) demonstrate the significant value of this approach.

7.2 Toward Personalized Feedback with Refinable User-Defined Criteria

Human-centered AI prioritizes assistance aligned with users’ unique goals and context [6, 132, 145]. Moving beyond *implicit* personalization, where models infer preferences from behavioral data [111, 119], iRULER enables *explicit* personalization through user-defined criteria [82] turning rubrics from static scoring tools into dynamic, refinable mechanisms for steering AI behavior.

Our findings show that such personalization is effective when user-defined criteria are both *qualified* and *refinable*. In our end-to-end experiment, the application of rubrics to concrete writing samples served as a verification step. This allowed participants to audit the model’s performance against their internal standards and “debug” their criteria in real time. Through this process, participants were able to identify logical flaws in their rubrics and sharpen level descriptions, efficiently iterating towards their own specific needs. This mirrors recent observations of *criteria drift*, where evaluators naturally add, split, and revise criteria over time [118]. Consequently, our results extend this perspective to rubric-based revision: effective personalization requires supporting users in iteratively articulating, qualifying, and refining their evaluative criteria, rather than simply adapting model outputs.

7.3 Navigating Design Tensions in Collaborative AI

7.3.1 Balancing Guidance and Agency. A general tension in collaborative AI, spanning coding, design and writing, lies in balancing effective guidance against the risk of over-reliance and deskilling [64, 110]. In our study, Text-LLM participants received

generic feedback and iterated the most, yet reported a decrease in revision confidence.

Our results showed that iRULER addresses this through our design guidelines. Grounding feedback in *specific*, *scaffolded* criteria provides structural guardrails, anchoring interactions in explicit goals. *Justified Why* and *Why-Not* explanations elicit interactive interpretation of feedback, fostering deeper understanding [27]. *Actionable How-To* examples are presented as suggestions that require user review and selection [27, 74]. While meta-level feedback *qualifies* the rubric, continued iteration on real writing helps users internalize and *refine* their criteria. The skill transfer effects also suggest that this more intelligible form of assistance can support learning instead of short-circuiting it. By exposing the evaluation logic, iRULER enables a kind of *forward simulation* [16, 52], helping users anticipate how drafts will be evaluated. This aligns with work showing that active engagement with feedback encourages reflection [29, 117] and improves learning outcomes [27]. Taken together, these insights are promising for a *learning-oriented* form of co-creation [34, 105]: users are not only revising with the AI, but also tuning the evaluative lens that judges their artifact.

7.3.2 Balancing Generative Expressiveness and Structured Constraints.

Another tension lies in balancing generative freedom with the need for concise, focused guidance [57, 79]. Although the model could identify issues, without constraints, LLMs may prioritize statistical probability over utility [55], leading to the “overly verbose” or “rambling” tendencies observed by our participants.

iRULER addresses this by using the rubric as a structured constraint on the model’s vast output space. By forcing the AI to ground every piece of feedback in *specific* criteria and performance levels, the rubric acts as a *scaffolding* tool, steering the model’s generation towards what is most relevant to users. The *Why/Why Not/How To* structure further constrains output into *justified* and *actionable* formats. This suggests that for co-creative tools to be effective, they require not just powerful generative engines, but also user-defined structures that channel that power effectively.

7.3.3 Writing-Specific: Balancing Standardization and Authorial Voice.

Writing presents a unique challenge: a trade-off between structural correctness and subjective expression [57, 63]. A rigid, automated evaluator risks “homogenizing” text, stripping away unique voice in favor of statistical probability, or encouraging “reward hacking” where users optimize for the AI’s hidden preferences rather than communicative goals [118].

In our end-to-end experiment, this tension manifested when participants felt the AI’s suggestions failed to capture subtle criteria such as “Creativity”. iRULER could mitigate this risk through *refinability*. By treating the rubric as a user-defined, evolving artifact rather than a fixed standard, iRULER allows writers to codify their own definition of quality. This helps align the AI’s *justified* critiques with the user’s intended voice, attenuating diminished creativity while still offering structured scaffolding.

7.3.4 Writing-Specific: Balancing Surface Polish and Rhetorical Structure.

Another tension in writing support is balancing surface-level polishing and deep, structural revision. Writing permits “polished incoherence”, text that is grammatically well-formed on the surface, yet rhetorically weak underneath [60]. Generative models excel

at locally enhancing fluency [79], potentially inducing “premature satisfaction” where users overlook underlying argumentative gaps due to the smoothness of AI-generated prose [47, 152].

iRULER could address this by decoupling evaluation criteria with rubrics. Unlike conversational interfaces that often conflate stylistic edits with substantive content suggestions [74, 152], *specific* and *scaffolded* rubrics can isolate *Organization* and *Content* from *Language Use*. This design successfully directed user attention toward deeper rhetorical improvements, as evidenced by the higher gains in *Organization* subscores compared to baselines, and motivated participants to *refine* initially broad criteria that otherwise biased the model toward surface-level editing.

7.4 Toward a Generalizable Framework for Intelligible Co-Evaluation

We propose that iRULER’s core contribution is a shared, user-defined structure that mediates the evaluation of generative outputs, offering a *potentially* generalizable framework for human-AI collaboration. Having evaluated with argumentative writing in our writing revision experiment, social media ad copy and public speaking in our rubric creation experiment, and a diverse range of open-ended objective and subjective topics (science fiction, paper abstracts, technical documentation, social media copy and lateral thinking puzzles) in our qualitative end-to-end experiment, our results demonstrates the framework’s broad applicability across both objective and subjective writing domains.

The generalizability of our framework lies in the inherent customizability of rubrics. Unlike argumentative writing where success metrics are relatively objective [107], highly subjective tasks like creative writing, graphic design, or music composition often have flexible, evolving, and even conflicting goals [43, 57]. Our end-to-end experiment revealed that the *refinability* design guideline can help to manage this ambiguity by letting users iteratively refine criteria as their vision evolves, and by supporting high-frequency “task-switching” supported by our two UIs.

However, we acknowledge that not all criteria are amenable to purely LLM-based linguistic analysis. Veracity as a criterion cannot be evaluated via language patterns alone [93]; determining whether a claim and its supporting statements are factually true requires external verification capabilities, such as connections to Knowledge Graphs or Retrieval-Augmented Generation pipelines [56, 151]. Stylistic judgments that depend heavily on taste, such as distinguishing between humorous/sarcastic and cordial/innocuous tones, also remain challenging for general purpose models [122]. These subjective preferences may require users to explicitly anchor these definitions first, to align models with their specific intent.

Beyond writing tasks, structured evaluation is already a standard practice, from design critiques [50] to assessing music composition [25], suggesting potential for iRULER to expand. However, non-verbal concepts such as *visual balance* in design or *timbre* in audio are inherently difficult for an LLM to interpret through text alone. Generalizing to these modalities would require integrating multi-modal LLMs (MLLM) capable of grounding textual criteria in visual or auditory inputs [88, 91], which may pose issues with data sparsity and out-of-distribution occurrences [140, 150]. We envision a paradigm where users provide definitions alongside

multi-modal few-shot examples of ‘good’ and ‘bad’ adherence to a criterion. The system then leverages in-context learning [21] to align its representations with the user’s tacit knowledge.

Finally, we recognize that criteria-based rubrics represent only one approach for evaluation. In composition pedagogy, *rhetorical frameworks* emphasize the dynamic interplay between exigence, audience, and constraints [15, 153], which rubrics may struggle to capture holistically. Complementary to this are structural techniques like *reverse outlining*, where writers abstract the main outline of a draft to evaluate the broader logical flow [41]. Future work could leverage LLMs to adopt these alternative frameworks for comprehensive rhetorical and structural evaluations.

7.5 Limitations and Future Work

Several limitations highlight directions for future research. First, while decoupling writing revision and rubric creation was necessary to isolate task-specific effects and deconfound variables, this design limits our quantitative understanding of the integrated, recursive workflow. Although our preliminary end-to-end experiment provided meaningful qualitative support, future work requires large-scale quantitative validation involving diverse stakeholders.

Secondly, our writing revision experiment demonstrated significant immediate skill transfer but was limited in assessing long-term retention. Longitudinal deployments are required to examine whether these benefits persist.

Finally, while the rubric creation and end-to-end experiments covered diverse topics and offered initial insights into the system’s broader applicability, our controlled writing revision experiment focused mainly on argumentative writing, a widely used genre with well-established improvement guidelines and the availability of expert-scored datasets (ICNALE [58]), which provided a robust baseline for validation. Future work should systematically assess iRULER’s generalizability to highly subjective or multi-modal domains, such as creative writing and UI design, which pose unique challenges for generating actionable counterfactuals [23, 106].

8 Conclusion

We presented six design guidelines for user-defined feedback, operationalized through iRULER, an interactive system for rubric-based human-AI co-evaluation. By recursively applying feedback to both writing and rubrics, our dual-level framework offers a unique paradigm for human-AI co-evaluation. Empirical evaluations confirm its efficacy, with users rating iRULER as more intelligible, trustworthy, and empowering than traditional baselines. Beyond technical contributions, iRULER advances the goal of human-centered AI, shifting the role of LLMs from opaque graders to transparent, collaborative partners. These findings highlight the promise of principled, user-driven tools in transforming education and creative workflows, driving both superior results and deeper learning.

Acknowledgments

We thank Ayrton San Joaquin and Yehoon Ahn for their contributions to the early ideation and discussions of this work. This research is supported by the National Research Foundation, Singapore and Infocomm Media Development Authority (Award No. DTC-RGC-09), the Ministry of Education, Singapore (Award No.

MOE-T2EP20121-0010), the NUS Institute for Health Innovation & Technology (iHealthtech), the DesCartes programme supported by the National Research Foundation, Prime Minister's Office, Singapore under its Campus for Research Excellence and Technological Enterprise (CREATE) programme, and the AI Interdisciplinary Institute ANITI under the Grant agreement n°ANR-23-IACL-0002. Any opinions, findings and conclusions or recommendations expressed in this material are those of the author(s) and do not reflect the views of the National Research Foundation, Singapore and Info-comm Media Development Authority.

References

- [1] Ashraf Abdul, Jo Vermeulen, Danding Wang, Brian Y Lim, and Mohan Kankanhalli. 2018. Trends and trajectories for explainable, accountable and intelligible systems: An HCI research agenda. In *Proceedings of the 2018 CHI conference on human factors in computing systems*. 1–18.
- [2] Bekir Afsar, Kaisa Miettinen, and Francisco Ruiz. 2021. Assessing the performance of interactive multiobjective optimization methods: A survey. *ACM Computing Surveys (CSUR)* 54, 4 (2021), 1–27.
- [3] Daehwan Ahn, Abdullah Almaatouq, Monisha Gulabani, and Kartik Hosanagar. 2024. Impact of model interpretability and outcome feedback on trust in AI. In *Proceedings of the 2024 CHI Conference on Human Factors in Computing Systems*. 1–25.
- [4] Rola Ajjawi and David Boud. 2017. Researching feedback dialogue: An interactional analysis approach. *Assessment & evaluation in higher education* 42, 2 (2017), 252–265.
- [5] Rola Ajjawi, Fiona Kent, Jaclyn Broadbent, Joanna Hong-Meng Tai, Margaret Bearman, and David Boud. 2022. Feedback that works: A realist review of feedback interventions for written tasks. *Studies in Higher Education* 47, 7 (2022), 1343–1356.
- [6] Saleema Amershi, Dan Weld, Mihaela Vorvoreanu, Adam Fourney, Besmira Nushi, Penny Collisson, Jina Suh, Shamsi Iqbal, Paul N Bennett, Kori Inkpen, et al. 2019. Guidelines for human-AI interaction. In *Proceedings of the 2019 CHI conference on human factors in computing systems*. 1–13.
- [7] Judith Arter. 2000. Rubrics, Scoring Guides, and Performance Criteria: Classroom Tools for Assessing and Improving Student Learning. (2000).
- [8] J.A. Arter and J. Chappuis. 2007. *Creating & Recognizing Quality Rubrics*. Pearson Education. <https://books.google.com.sg/books?id=AMdKAAAAAAJ>
- [9] Judith Arter and Jay McTighe. 2001. *Scoring rubrics in the classroom: Using performance criteria for assessing and improving student performance*. Corwin Press.
- [10] Zahra Ashktorab, Michael Desmond, Qian Pan, James M Johnson, Martin Santillan Cooper, Elizabeth M Daly, Rahul Nair, Tejaswini Pedapati, Hyo Jin Do, and Werner Geyer. 2024. Aligning human and LLM judgments: Insights from eval-assist on task-specific evaluations and AI-assisted assessment strategy preferences. *arXiv preprint arXiv:2410.00873* (2024).
- [11] Zahra Ashktorab, Michael Desmond, Qian Pan, James M Johnson, Martin Santillan Cooper, Elizabeth M Daly, Rahul Nair, Tejaswini Pedapati, Hyo Jin Do, and Werner Geyer. 2025. EvalAssist: Insights on Task-Specific Evaluations and AI-Assisted Judgment Strategy Preferences. In *Proceedings of the 38th Annual ACM Symposium on User Interface Software and Technology*. 1–23.
- [12] Seyyed Kazem Banihashem, Nafiseh Taghizadeh Kerman, Omid Noroozi, Jewoong Moon, and Hendrik Drachslar. 2024. Feedback sources in essay writing: peer-generated or AI-generated feedback? *International Journal of Educational Technology in Higher Education* 21, 1 (2024), 23.
- [13] Margaret Bearman and Rola Ajjawi. 2021. Can a rubric do more than be transparent? Invitation as a new metaphor for assessment criteria. *Studies in Higher Education* 46, 2 (2021), 359–368.
- [14] George E Belch and Michael A Belch. 2016. *Advertising & promotion*. The McGraw-Hill/Irwin Series in Marketing.
- [15] Lloyd F Bitzer. 1968. The rhetorical situation. *Philosophy & rhetoric* (1968), 1–14.
- [16] Jessica Y Bo, Pan Hao, and Brian Y Lim. 2024. Incremental xai: Memorable understanding of AI with incremental explanations. In *Proceedings of the 2024 CHI Conference on Human Factors in Computing Systems*. 1–17.
- [17] Ljubiša Bojić, Olga Zagovora, Asta Zelenkauskaitė, Vuk Vuković, Milan Čabarkapa, Selma Veseljević Jerković, and Ana Jovančević. 2025. Comparing large Language models and human annotators in latent content analysis of sentiment, political leaning, emotional intensity and sarcasm. *Scientific reports* 15, 1 (2025), 11477.
- [18] Saskia Brand-Gruwel, Yvonne Kammerer, Ludo Van Meeuwen, and Tamara Van Gog. 2017. Source evaluation of domain experts and novices during Web search. *Journal of computer assisted learning* 33, 3 (2017), 234–251.
- [19] Susan M Brookhart. 2013. *How to create and use rubrics for formative assessment and grading*. ASCD.
- [20] Susan M Brookhart and Fei Chen. 2015. The quality and effectiveness of descriptive rubrics. *Educational Review* 67, 3 (2015), 343–368.
- [21] Tom Brown, Benjamin Mann, Nick Ryder, Melanie Subbiah, Jared D Kaplan, Prafulla Dhariwal, Arvind Neelakantan, Pranav Shyam, Girish Sastry, Amanda Askell, et al. 2020. Language models are few-shot learners. *Advances in neural information processing systems* 33 (2020), 1877–1901.
- [22] Tara Capel and Margot Brereton. 2023. What is human-centered about human-centered AI? A map of the research landscape. In *Proceedings of the 2023 CHI conference on human factors in computing systems*. 1–23.
- [23] Tuhin Chakrabarty, Philippe Laban, Divyansh Agarwal, Smaranda Muresan, and Chien-Sheng Wu. 2024. Art or artifice? large language models and the false promise of creativity. In *Proceedings of the 2024 CHI Conference on Human Factors in Computing Systems*. 1–34.
- [24] Tsung-Shu Chang, Yitong Li, Hui-Wen Huang, and Beth Whitfield. 2021. Exploring EFL students' writing performance and their acceptance of AI-based automated writing feedback. In *Proceedings of the 2021 2nd International Conference on Education Development and Studies*. 31–35.
- [25] Tsung-Ping Chen and Li Su. 2021. Attend to chords: Improving harmonic analysis of symbolic music using transformer-based models. *Transactions of the International Society for Music Information Retrieval* 4, 1 (2021).
- [26] Furui Cheng, Vilem Zouhar, Simran Arora, Mrinmaya Sachan, Hendrik Strobelt, and Mennatallah El-Assady. 2024. Relic: Investigating large language model responses using self-consistency. In *Proceedings of the 2024 CHI conference on human factors in computing systems*. 1–18.
- [27] Michéline TH Chi and Ruth Wylie. 2014. The ICAP framework: Linking cognitive engagement to active learning outcomes. *Educational psychologist* 49, 4 (2014), 219–243.
- [28] Cheng-Han Chiang and Hung-yi Lee. 2023. Can large language models be an alternative to human evaluations? *arXiv preprint arXiv:2305.01937* (2023).
- [29] Heeryung Choi, Jelena Jovanovic, Oleksandra Poquet, Christopher Brooks, Srećko Joksimović, and Joseph Jay Williams. 2023. The benefit of reflection prompts for encouraging learning with hints in an online programming course. *The Internet and Higher Education* 58 (2023), 100903.
- [30] Daisy Cristine Albuquerque da Silva, C. Mello, and Ana Cristina Bicharra Garcia. 2024. Analysis of the Effectiveness of Large Language Models in Assessing Argumentative Writing and Generating Feedback. (2024), 573–582. doi:10.5220/0012466600003636
- [31] E Jane Davidson. 2005. *Evaluation methodology basics: The nuts and bolts of sound evaluation*. Sage.
- [32] Phillip Dawson, Michael Henderson, Paige Mahoney, Michael Phillips, Tracii Ryan, David Boud, and Elizabeth Molloy. 2019. What makes for effective feedback: Staff and student perspectives. *Assessment & Evaluation in Higher Education* 44, 1 (2019), 25–36.
- [33] Linqian Ding and Di Zou. 2024. Automated writing evaluation systems: A systematic review of Grammarly, Pigai, and Criterion with a perspective on future directions in the age of generative artificial intelligence. *Education and Information Technologies* 29, 11 (2024), 14151–14203.
- [34] Betsy DiSalvo. 2016. Participatory design through a learning science lens. In *Proceedings of the 2016 CHI Conference on Human Factors in Computing Systems*. 4459–4463.
- [35] Upol Ehsan, Q Vera Liao, Michael Muller, Mark O Riedl, and Justin D Weisz. 2021. Expanding explainability: Towards social transparency in AI systems. In *Proceedings of the 2021 CHI conference on human factors in computing systems*. 1–19.
- [36] Upol Ehsan, Pradyumna Tambwekar, Larry Chan, Brent Harrison, and Mark O Riedl. 2019. Automated rationale generation: a technique for explainable AI and its effects on human perceptions. In *Proceedings of the 24th international conference on intelligent user interfaces*. 263–274.
- [37] Estela Ene and Virginia Kosobucki. 2016. Rubrics and corrective feedback in ESL writing: A longitudinal case study of an L2 writer. *Assessing Writing* 30 (2016), 3–20. doi:10.1016/J.ASW.2016.06.003
- [38] Erkan Er, Yannis Dimitriadis, and Dragan Gašević. 2021. A collaborative learning approach to dialogic peer feedback: a theoretical framework. *Assessment & Evaluation in Higher Education* 46, 4 (2021), 586–600.
- [39] Juan Escalante, Austin Pack, and Alex Barrett. 2023. AI-generated feedback on writing: Insights into efficacy and ENL student preference. *International Journal of Educational Technology in Higher Education* 20, 1 (2023), 57.
- [40] Mingming Fan, Xianyou Yang, TszTung Yu, Q Vera Liao, and Jian Zhao. 2022. Human-ai collaboration for UX evaluation: effects of explanation and synchronization. *Proceedings of the ACM on human-computer interaction* 6, CSCW1 (2022), 1–32.
- [41] Linda Flower. 1989. *Problem-Solving Strategies for Writing. Third Edition*. Harcourt Brace Jovanovich.
- [42] Linda Flower and John R Hayes. 1980. The cognition of discovery: Defining a rhetorical problem. *College Composition & Communication* 31, 1 (1980), 21–32.

- [43] Jonas Frich, Lindsay MacDonald Vermeulen, Christian Remy, Michael Mose Biskjaer, and Peter Dalsgaard. 2019. Mapping the landscape of creativity support tools in HCI. In *Proceedings of the 2019 CHI conference on human factors in computing systems*. 1–18.
- [44] Alberto Gandolfi. 2025. GPT-4 in education: Evaluating aptness, reliability, and loss of coherence in solving calculus problems and grading submissions. *International Journal of Artificial Intelligence in Education* 35, 1 (2025), 367–397.
- [45] John Maurice Gayed, May Kristine Jonson Carlon, Angelu Mari Oriola, and Jeffrey S Cross. 2022. Exploring an AI-based writing Assistant's impact on English language learners. *Computers and Education: Artificial Intelligence* 3 (2022), 100055.
- [46] Simret Araya Gebreegziabher, Charles Chiang, Zichu Wang, Zahra Ashktorab, Michelle Brachman, Werner Geyer, Toby Jia-Jun Li, and Diego Gómez-Zarà. 2025. MetricMate: An Interactive Tool for Generating Evaluation Criteria for LLM-as-a-Judge Workflow. In *Proceedings of the 4th Annual Symposium on Human-Computer Interaction for Work*. 1–18.
- [47] Katy Ilonka Gero, Vivian Liu, and Lydia Chilton. 2022. Sparks: Inspiration for science writing using language models. In *Proceedings of the 2022 ACM Designing Interactive Systems Conference*. 1002–1019.
- [48] Mario Gielen and Bram De Wever. 2015. Structuring peer assessment: Comparing the impact of the degree of structure on peer feedback content. *Computers in Human Behavior* 52 (2015), 315–325.
- [49] Jiawei Gu, Xuhui Jiang, Zhichao Shi, Hexiang Tan, Xuehao Zhai, Chengjin Xu, Wei Li, Yinghan Shen, Shengjie Ma, Honghao Liu, et al. 2024. A survey on llm-as-a-judge. *arXiv preprint arXiv:2411.15594* (2024).
- [50] Daichi Haraguchi, Naoto Inoue, Wataru Shimoda, Hayato Mitani, Seiichi Uchida, and Kota Yamaguchi. 2024. Can GPTs evaluate graphic design based on design principles? In *SIGGRAPH Asia 2024 Technical Communications*. 1–4.
- [51] Ali Alsagheer Abdelal Hasan. 2022. Effect of rubric-based feedback on the writing skills of high school graders. *Journal of Innovation in Educational and Cultural Research* 3, 1 (2022), 49–58.
- [52] Peter Hase and Mohit Bansal. 2020. Evaluating Explainable AI: Which Algorithmic Explanations Help Users Predict Model Behavior?. In *Proceedings of the 58th Annual Meeting of the Association for Computational Linguistics*, Dan Jurafsky, Joyce Chai, Natalie Schluter, and Joel Tetreault (Eds.). Association for Computational Linguistics, Online, 5540–5552. doi:10.18653/v1/2020.acl-main.491
- [53] Helia Hashemi, Jason Eisner, Corby Rosset, Benjamin Van Durme, and Chris Kedzie. 2024. LLM-rubric: A multidimensional, calibrated approach to automated evaluation of natural language texts. *arXiv preprint arXiv:2501.00274* (2024).
- [54] John Hattie and Helen Timperley. 2007. The power of feedback. *Review of educational research* 77, 1 (2007), 81–112.
- [55] Ari Holtzman, Jan Buys, Li Du, Maxwell Forbes, and Yejin Choi. 2019. The curious case of neural text degeneration. *arXiv preprint arXiv:1904.09751* (2019).
- [56] Lei Huang, Weijiang Yu, Weitao Ma, Weihong Zhong, Zhangyin Feng, Haotian Wang, Qianglong Chen, Weihua Peng, Xiaocheng Feng, Bing Qin, et al. 2025. A survey on hallucination in large language models: Principles, taxonomy, challenges, and open questions. *ACM Transactions on Information Systems* 43, 2 (2025), 1–55.
- [57] Daphne Ippolito, Ann Yuan, Andy Coenen, and Sehmon Burnam. 2022. Creative writing with an ai-powered writing assistant: Perspectives from professional writers. *arXiv preprint arXiv:2211.05030* (2022).
- [58] Shinichiro Ishikawa. 2018. The ICNALE edited essays; A dataset for analysis of L2 English learner essays based on a new integrative viewpoint. *English Corpus Studies* 25 (2018), 117–130.
- [59] Holly L Jacobs et al. 1981. *Testing ESL composition: A practical approach*. English composition program. ERIC.
- [60] Maurice Jakesch, Advait Bhat, Daniel Buschek, Lior Zalmanson, and Mor Naaman. 2023. Co-writing with opinionated language models affects users' views. In *Proceedings of the 2023 CHI conference on human factors in computing systems*. 1–15.
- [61] Thorben Jansen, Lars Höft, Luca Bahr, Johanna Fleckenstein, Jens Möller, Olaf Köller, and Jennifer Meyer. 2024. Empirische arbeit: comparing generative AI and expert feedback to students' writing: insights from student teachers. *Psychologie in Erziehung und Unterricht* 71, 2 (2024), 80–92.
- [62] Anders Jonsson. 2014. Rubrics as a way of providing transparency in assessment. *Assessment & Evaluation in Higher Education* 39, 7 (2014), 840–852.
- [63] Anders Jonsson and Gunilla Svingby. 2007. The use of scoring rubrics: Reliability, validity and educational consequences. *Educational research review* 2, 2 (2007), 130–144.
- [64] Harmanpreet Kaur, Harsha Nori, Samuel Jenkins, Rich Caruana, Hanna Wallach, and Jennifer Wortman Vaughan. 2020. Interpreting interpretability: understanding data scientists' use of interpretability tools for machine learning. In *Proceedings of the 2020 CHI conference on human factors in computing systems*. 1–14.
- [65] Qusai Khraisha, Sophie Put, Johanna Kappenberg, Azza Warraitch, and Kristin Hadfield. 2024. Can large language models replace humans in systematic reviews? Evaluating GPT-4's efficacy in screening and extracting data from peer-reviewed and grey literature in multiple languages. *Research Synthesis Methods* 15, 4 (2024), 616–626.
- [66] Seungone Kim, Jamin Shin, Yejin Cho, Joel Jang, Shayne Longpre, Hwaran Lee, Sangdo Yun, Seongjin Shin, Sungdong Kim, James Thorne, et al. 2023. Prometheus: Inducing fine-grained evaluation capability in language models. In *The Twelfth International Conference on Learning Representations*.
- [67] Sunnie SY Kim, Jennifer Wortman Vaughan, Q Vera Liao, Tania Lombrozo, and Olga Russakovsky. 2025. Fostering appropriate reliance on large language models: The role of explanations, sources, and inconsistencies. In *Proceedings of the 2025 CHI Conference on Human Factors in Computing Systems*. 1–19.
- [68] Sunnie SY Kim, Elizabeth Anne Watkins, Olga Russakovsky, Ruth Fong, and Andrés Monroy-Hernández. 2023. "help me help the ai": Understanding how explainability can support human-ai interaction. In *proceedings of the 2023 CHI conference on human factors in computing systems*. 1–17.
- [69] Tae Soo Kim, Yoonjoo Lee, Jamin Shin, Young-Ho Kim, and Juho Kim. 2024. EvalLM: Interactive evaluation of large language model prompts on user-defined criteria. In *Proceedings of the 2024 CHI Conference on Human Factors in Computing Systems*. 1–21.
- [70] Stephen P Klein, Brian M Stecher, Richard J Shavelson, Daniel McCaffrey, Tor Ormseth, Robert M Bell, Kathy Comfort, and Abdul R Othman. 1998. Analytic versus holistic scoring of science performance tasks. *Applied Measurement in Education* 11, 2 (1998), 121–137.
- [71] Klaus Krippendorff. 2011. Computing Krippendorff's alpha-reliability. (2011).
- [72] Klaus Krippendorff. 2018. *Content analysis: An introduction to its methodology*. Sage publications.
- [73] Vivekanandan Kumar and David Boulanger. 2020. Explainable automated essay scoring: Deep learning really has pedagogical value. In *Frontiers in education*, Vol. 5. Frontiers Media SA, 572367.
- [74] Philippe Laban, Jesse Vig, Marti Hearst, Caiming Xiong, and Chien-Sheng Wu. 2024. Beyond the chat: Executable and verifiable text-editing with llms. In *Proceedings of the 37th Annual ACM Symposium on User Interface Software and Technology*. 1–23.
- [75] Vivian Lai, Yiming Zhang, Chacha Chen, Q Vera Liao, and Chenhao Tan. 2023. Selective explanations: Leveraging human input to align explainable ai. *Proceedings of the ACM on Human-Computer Interaction* 7, CSCW2 (2023), 1–35.
- [76] J Richard Landis and Gary G Koch. 1977. An application of hierarchical kappa-type statistics in the assessment of majority agreement among multiple observers. *Biometrics* (1977), 363–374.
- [77] J Richard Landis and Gary G Koch. 1977. The measurement of observer agreement for categorical data. *biometrics* (1977), 159–174.
- [78] Mina Lee, Katy Ilonka Gero, John Joon Young Chung, Simon Buckingham Shum, Vipul Raheja, Hua Shen, Subhashini Venugopalan, Thiemo Wambagsans, David Zhou, Emad A Alghamdi, et al. 2024. A design space for intelligent and interactive writing assistants. In *Proceedings of the 2024 CHI Conference on Human Factors in Computing Systems*. 1–35.
- [79] Mina Lee, Percy Liang, and Qian Yang. 2022. Coauthor: Designing a human-ai collaborative writing dataset for exploring language model capabilities. In *Proceedings of the 2022 CHI conference on human factors in computing systems*. 1–19.
- [80] Min Hun Lee and Chong Jun Chew. 2023. Understanding the effect of counterfactual explanations on trust and reliance on ai for human-ai collaborative clinical decision making. *Proceedings of the ACM on human-computer interaction* 7, CSCW2 (2023), 1–22.
- [81] Tiffany I Leung, Taiane de Azevedo Cardoso, Amayllis Mavragani, and Gunther Eysenbach. 2023. Best practices for using AI tools as an author, peer reviewer, or editor. e51584 pages.
- [82] Wenqi Li, Jui-Ching Kuo, Manyu Sheng, Pengyi Zhang, and Qunfang Wu. 2025. Beyond Explicit and Implicit: How Users Provide Feedback to Shape Personalized Recommendation Content. In *Proceedings of the 2025 CHI Conference on Human Factors in Computing Systems*. 1–17.
- [83] Q Vera Liao, Daniel Gruen, and Sarah Miller. 2020. Questioning the AI: informing design practices for explainable AI user experiences. In *Proceedings of the 2020 CHI conference on human factors in computing systems*. 1–15.
- [84] Brian Y Lim and Anind K Dey. 2009. Assessing demand for intelligibility in context-aware applications. In *Proceedings of the 11th international conference on Ubiquitous computing*. 195–204.
- [85] Brian Y Lim and Anind K Dey. 2011. Design of an intelligible mobile context-aware application. In *Proceedings of the 13th international conference on human computer interaction with mobile devices and services*. 157–166.
- [86] Brian Y Lim, Anind K Dey, and Daniel Avrahami. 2009. Why and why not explanations improve the intelligibility of context-aware intelligent systems. In *Proceedings of the SIGCHI conference on human factors in computing systems*. 2119–2128.
- [87] Bill Yuchen Lin, Yuntian Deng, Khyathi Chandu, Faeze Brahman, Abhilasha Ravichander, Valentina Pyatkin, Nouha Dziri, Ronan Le Bras, and Yejin Choi. 2024. Wildbench: Benchmarking llms with challenging tasks from real users in the wild. *arXiv preprint arXiv:2406.04770* (2024).

- [88] Jieru Lin, Danqing Huang, Tiejun Zhao, Dechen Zhan, and Chin-Yew Lin. 2024. Designprobe: A graphic design benchmark for multimodal large language models. *arXiv preprint arXiv:2404.14801* (2024).
- [89] A. Lipnevich, E. Panadero, and Terrence Calistro. 2022. Unraveling the effects of rubrics and exemplars on student writing performance. *Journal of experimental psychology: Applied* (2022). doi:10.1037/xap0000434
- [90] Jie Liu, Kim Marriott, Tim Dwyer, and Guido Tack. 2023. Increasing user trust in optimisation through feedback and interaction. *ACM Transactions on Computer-Human Interaction* 29, 5 (2023), 1–34.
- [91] Shansong Liu, Atin Sakkeer Hussain, Qilong Wu, Chenshuo Sun, and Ying Shan. 2024. Mumu-llama: Multi-modal music understanding and generation via large language models. *arXiv preprint arXiv:2412.06660* 3, 5 (2024), 6.
- [92] Yang Liu, Dan Iter, Yichong Xu, Shuohang Wang, Ruochen Xu, and Chenguang Zhu. 2023. G-eval: NLG evaluation using gpt-4 with better human alignment. *arXiv preprint arXiv:2303.16634* (2023).
- [93] Yang Liu, Yuanshun Yao, Jean-Francois Ton, Xiaoying Zhang, Ruocheng Guo, Hao Cheng, Yegor Klochkov, Muhammad Faaiz Taufiq, and Hang Li. 2023. Trustworthy llms: a survey and guideline for evaluating large language models' alignment. *arXiv preprint arXiv:2308.05374* (2023).
- [94] Teun Lucassen, Rienco Muilwijk, Matthijs L Noordzij, and Jan Maarten Schraagen. 2013. Topic familiarity and information skills in online credibility evaluation. *Journal of the American Society for Information Science and Technology* 64, 2 (2013), 254–264.
- [95] Yan Lyu, Hangxin Lu, Min Kyung Lee, Gerhard Schmitt, and Brian Y Lim. 2024. IF-City: Intelligible fair city planning to measure, explain and mitigate inequality. *IEEE Transactions on Visualization and Computer Graphics* 30, 7 (2024), 3749–3766.
- [96] Qianou Ma, Weirui Peng, Chenyang Yang, Hua Shen, Ken Koedinger, and Tongshuang Wu. 2025. What should we engineer in prompts? training humans in requirement-driven llm use. *ACM Transactions on Computer-Human Interaction* 32, 4 (2025), 1–27.
- [97] Aman Madaan, Niket Tandon, Prakhar Gupta, Skyler Hallinan, Luyu Gao, Sarah Wiegrefe, Uri Alon, Nouha Dziri, Shrimai Prabhumoye, Yiming Yang, et al. 2023. Self-refine: Iterative refinement with self-feedback. *Advances in Neural Information Processing Systems* 36 (2023), 46534–46594.
- [98] Hitoshi Matsuyama, Nobuo Kawaguchi, and Brian Y Lim. 2023. Iris: Interpretable rubric-informed segmentation for action quality assessment. In *Proceedings of the 28th International Conference on Intelligent User Interfaces*. 368–378.
- [99] Jennifer Meyer, Thorben Jansen, Ronja Schiller, Lucas Liebenow, Marlene Steinbach, Andrea Horbach, and Johanna Fleckenstein. 2023. Using LLMs to bring evidence-based feedback into the classroom: AI-generated feedback increases secondary students' text revision, motivation, and positive emotions. *Comput. Educ. Artif. Intell.* 6 (2023), 100199. doi:10.1016/j.caeai.2023.100199
- [100] Jennifer Meyer, Thorben Jansen, Ronja Schiller, Lucas W Liebenow, Marlene Steinbach, Andrea Horbach, and Johanna Fleckenstein. 2024. Using LLMs to bring evidence-based feedback into the classroom: AI-generated feedback increases secondary students' text revision, motivation, and positive emotions. *Computers and Education: Artificial Intelligence* 6 (2024), 100199.
- [101] Katelyn Morrison, Philipp Spitzer, Violet Turri, Michelle Feng, Niklas Kühl, and Adam Perer. 2024. The impact of imperfect XAI on human-AI decision-making. *Proceedings of the ACM on human-computer interaction* 8, CSCW1 (2024), 1–39.
- [102] Ramaravind K Mothilal, Amit Sharma, and Chenhao Tan. 2020. Explaining machine learning classifiers through diverse counterfactual explanations. In *Proceedings of the 2020 conference on fairness, accountability, and transparency*. 607–617.
- [103] B. B. Mullinix. 2002. A Rubric for Rubrics. Monmouth University, Faculty Resource Center. <https://www.bates.edu/research/files/2018/07/A-Rubric-for-Rubrics.pdf>
- [104] Tricia J Ngoon, C Ailie Fraser, Ariel S Weingarten, Mira Dontcheva, and Scott Klemmer. 2018. Interactive guidance techniques for improving creative feedback. In *Proceedings of the 2018 CHI Conference on Human Factors in Computing Systems*. 1–11.
- [105] Rebecca Nicholson, Tom Bartindale, Ahmed Kharrufa, David Kirk, and Caroline Walker-Gleaves. 2022. Participatory design goes to school: Co-teaching as a form of co-design for educational technology. In *Proceedings of the 2022 CHI conference on human factors in computing systems*. 1–17.
- [106] Peter O'Donovan, Aseem Agarwala, and Aaron Hertzmann. 2015. Designscape: Design with interactive layout suggestions. In *Proceedings of the 33rd annual ACM conference on human factors in computing systems*. 1221–1224.
- [107] Ernesto Panadero and Anders Jönsson. 2013. The Use of Scoring Rubrics for Formative Assessment Purposes Revisited: A Review. *Educational Research Review* 9 (01 2013), 129–144. doi:10.1016/j.edurev.2013.01.002
- [108] Rock Yuren Pang, Hope Schroeder, Kynnedi Simone Smith, Solon Barocas, Ziang Xiao, Emily Tseng, and Danielle Bragg. 2025. Understanding the LLM-ification of CHI: Unpacking the Impact of LLMs at CHI through a Systematic Literature Review. In *Proceedings of the 2025 CHI Conference on Human Factors in Computing Systems*. 1–20.
- [109] Cecilia Panigutti, Andrea Beretta, Daniele Fadda, Fosca Giannotti, Dino Pedreschi, Alan Perotti, and Salvatore Rinzivillo. 2023. Co-design of human-centered, explainable AI for clinical decision support. *ACM Transactions on Interactive Intelligent Systems* 13, 4 (2023), 1–35.
- [110] Samir Passi and Mihaela Vorvoreanu. 2022. Overreliance on AI literature review. *Microsoft Research* 339 (2022), 340.
- [111] PI Pavlik, Keith Brawner, Andrew Olney, and Antonija Mitrovic. 2013. A review of student models used in intelligent tutoring systems. *Design recommendations for intelligent tutoring systems* 1 (2013), 39–68.
- [112] Ann Poulos and Mary Jane Mahony. 2008. Effectiveness of feedback: The students' perspective. *Assessment & Evaluation in Higher Education* 33, 2 (2008), 143–154.
- [113] Margaret Price, Karen Handley, Jill Millar, and Berry O'Donovan. 2010. Feedback : all that effort, but what is the effect? *Assessment & Evaluation in Higher Education* 35, 3 (2010), 277–289. doi:10.1080/02602930903541007
- [114] Hanieh Shafiee Rad, Rasoul Alipour, and Aliakbar Jafarpour. 2024. Using artificial intelligence to foster students' writing feedback literacy, engagement, and outcome: A case of Wordtune application. *Interactive Learning Environments* 32, 9 (2024), 5020–5040.
- [115] Y Malini Reddy and Heidi Andrade. 2010. A review of rubric use in higher education. *Assessment & evaluation in higher education* 35, 4 (2010), 435–448.
- [116] Jeba Rezwana and Mary Lou Maher. 2023. Designing creative AI partners with COFI: A framework for modeling interaction in human-AI co-creative systems. *ACM Transactions on Computer-Human Interaction* 30, 5 (2023), 1–28.
- [117] Joan M Sargeant, Karen V Mann, Cees P Van der Vleuten, and Job F Metsemakers. 2009. Reflection: a link between receiving and using assessment feedback. *Advances in health sciences education* 14, 3 (2009), 399–410.
- [118] Shreya Shankar, JD Zamfirescu-Pereira, Björn Hartmann, Aditya Parameswaran, and Ian Arawjo. 2024. Who validates the validators? aligning llm-assisted evaluation of llm outputs with human preferences. In *Proceedings of the 37th Annual ACM Symposium on User Interface Software and Technology*. 1–14.
- [119] Xuehua Shen, Bin Tan, and ChengXiang Zhai. 2005. Implicit user modeling for personalized search. In *Proceedings of the 14th ACM international conference on Information and knowledge management*. 824–831.
- [120] Sungbok Shin, Sanghyun Hong, and Niklas Elmquist. 2025. Visualizationary: Automating design feedback for visualization designers using llms. *IEEE Transactions on Visualization and Computer Graphics* (2025).
- [121] Jeffrey S Smith. 2017. Assessing creativity: Creating a rubric to effectively evaluate mediated digital portfolios. *Journalism & Mass Communication Educator* 72, 1 (2017), 24–36.
- [122] Changhao Song, Yazhou Zhang, Hui Gao, Ben Yao, and Peng Zhang. 2025. Large language models for subjective language understanding: A survey. *arXiv preprint arXiv:2508.07959* (2025).
- [123] Kaya Stechly, Matthew Marquez, and Subbarao Kambhampati. 2023. Gpt-4 doesn't know it's wrong: An analysis of iterative prompting for reasoning problems. *arXiv preprint arXiv:2310.12397* (2023).
- [124] Jacob Steiss, Tamara Tate, Steve Graham, Jazmin Cruz, Michael Hebert, Jiali Wang, Youngsun Moon, Waverly Tseng, M Warschauer, and Carol Booth Olson. 2024. Comparing the quality of human and ChatGPT feedback of students' writing. *Learning and Instruction* (2024). doi:10.1016/j.learninstruc.2024.101894
- [125] Dannelle D Stevens. 2023. *Introduction to rubrics: An assessment tool to save grading time, convey effective feedback, and promote student learning*. Routledge.
- [126] Lu Sun, Aaron Chan, Yun Seo Chang, and Steven P Dow. 2024. ReviewFlow: Intelligent scaffolding to support academic peer reviewing. In *Proceedings of the 29th International Conference on Intelligent User Interfaces*. 120–137.
- [127] Annalisa Szymanski, Simret Araya Gebreegziabher, Oghenemaro Anuyah, Ronald A Metoyer, and Toby Jia-Jun Li. 2024. Comparing criteria development across domain experts, lay users, and models in large language model evaluation. *arXiv preprint arXiv:2410.02054* (2024).
- [128] Annalisa Szymanski, Noah Ziems, Heather A Eicher-Miller, Toby Jia-Jun Li, Meng Jiang, and Ronald A Metoyer. 2025. Limitations of the LLM-as-a-judge approach for evaluating LLM outputs in expert knowledge tasks. In *Proceedings of the 30th International Conference on Intelligent User Interfaces*. 952–966.
- [129] Xiaoyi Tang, Hongwei Chen, Daoyu Lin, and Kexin Li. 2024. Harnessing LLMs for multi-dimensional writing assessment: Reliability and alignment with human judgments. *Heliyon* 10, 14 (2024).
- [130] Miles Turpin, Julian Michael, Ethan Perez, and Samuel Bowman. 2023. Language models don't always say what they think: Unfaithful explanations in chain-of-thought prompting. *Advances in Neural Information Processing Systems* 36 (2023), 74952–74965.
- [131] Satoru Uchida. 2024. Evaluating the accuracy of ChatGPT in assessing writing and speaking: A verification study using ICNALE GRA. *Learner Corpus Studies in Asia and the World* 6 (2024), 1–12.
- [132] Manya Wadhwa, Zayne Sprague, Chaitanya Malaviya, Philippe Laban, Junyi Jessy Li, and Greg Durrett. 2025. Evalagent: Discovering implicit evaluation criteria from the web. *arXiv preprint arXiv:2504.15219* (2025).
- [133] Xingyao Wang, Zihan Wang, Jiateng Liu, Yangyi Chen, Lifan Yuan, Hao Peng, and Heng Ji. 2023. Mint: Evaluating LLMs in multi-turn interaction with tools

- and language feedback. *arXiv preprint arXiv:2309.10691* (2023).
- [134] Yunlong Wang, Priyadarshini Venkatesh, and Brian Y Lim. 2022. Interpretable directed diversity: Leveraging model explanations for iterative crowd ideation. In *Proceedings of the 2022 CHI Conference on Human Factors in Computing Systems*. 1–28.
 - [135] Zijie J Wang, Jennifer Wortman Vaughan, Rich Caruana, and Duen Horng Chau. 2023. Gam coach: Towards interactive and user-centered algorithmic recourse. In *Proceedings of the 2023 CHI Conference on Human Factors in Computing Systems*. 1–20.
 - [136] Monika Westphal, Michael Vössing, Gerhard Satzger, Galit B Yom-Tov, and Anat Rafaeli. 2023. Decision control and explanations in human-AI collaboration: Improving user perceptions and compliance. *Computers in Human Behavior* 144 (2023), 107714.
 - [137] Naomi E Winstone, Robert A Nash, Michael Parker, and James Rowntree. 2017. Supporting learners' agentic engagement with feedback: A systematic review and a taxonomy of recipience processes. *Educational psychologist* 52, 1 (2017), 17–37.
 - [138] Kenneth Wolf and Ellen Stevens. 2007. The role of rubrics in advancing and assessing student learning. *Journal of effective teaching* 7, 1 (2007), 3–14.
 - [139] Mareike Wollenschläger, John Hattie, Nils Machts, Jens Möller, and Ute Harms. 2016. What makes rubrics effective in teacher-feedback? Transparency of learning goals is not enough. *Contemporary Educational Psychology* 44 (2016), 1–11.
 - [140] Size Wu, Sheng Jin, Wenwei Zhang, Lumin Xu, Wentao Liu, Wei Li, and Chen Change Loy. 2025. F-lmm: Grounding frozen large multimodal models. In *Proceedings of the Computer Vision and Pattern Recognition Conference*. 24710–24721.
 - [141] Zhuohao Wu, Danwen Ji, Kaiwen Yu, Xianxu Zeng, Dingming Wu, and Mohammad Shidujaman. 2021. AI creativity and the human-AI co-creation model. In *International Conference on Human-Computer Interaction*. Springer, 171–190.
 - [142] Wenjing Xie, Juxin Niu, Chun Jason Xue, and Nan Guan. 2024. Grade like a human: Rethinking automated assessment with large language models. *arXiv preprint arXiv:2405.19694* (2024).
 - [143] Wei Xu, Marvin J Dainoff, Liezhong Ge, and Zaifeng Gao. 2023. Transitioning to human interaction with AI systems: New challenges and opportunities for HCI professionals to enable human-centered AI. *International Journal of Human-Computer Interaction* 39, 3 (2023), 494–518.
 - [144] Da Yan. 2024. Rubric co-creation to promote quality, interactivity and uptake of peer feedback. *Assessment & Evaluation in Higher Education* 49, 8 (2024), 1017–1034.
 - [145] Qian Yang, Aaron Steinfeld, Carolyn Rosé, and John Zimmerman. 2020. Re-examining whether, why, and how human-AI interaction is uniquely difficult to design. In *Proceedings of the 2020 chi conference on human factors in computing systems*. 1–13.
 - [146] Ryan Yen, Jiawen Stefanie Zhu, Sangho Suh, Haijun Xia, and Jian Zhao. 2024. Coladder: Manipulating code generation via multi-level blocks. In *Proceedings of the 37th Annual ACM Symposium on User Interface Software and Technology*. 1–20.
 - [147] So Jung Yune, Sang Yeoup Lee, Sun Ju Im, Bee Sung Kam, and Sun Yong Baek. 2018. Holistic rubric vs. analytic rubric for measuring clinical performance levels in medical students. *BMC medical education* 18, 1 (2018), 124.
 - [148] Chao Zhang, Kexin Ju, Peter Bidoshi, Yu-Chun Grace Yen, and Jeffrey M Rzeszutarski. 2025. Friction: Deciphering Writing Feedback into Writing Revisions through LLM-Assisted Reflection. In *Proceedings of the 2025 CHI Conference on Human Factors in Computing Systems*. 1–27.
 - [149] Wencan Zhang and Brian Y Lim. 2022. Towards relatable explainable AI with the perceptual process. In *Proceedings of the 2022 CHI Conference on Human Factors in Computing Systems*. 1–24.
 - [150] Xingxuan Zhang, Jiansheng Li, Wenjing Chu, Junjia Hai, Renzhe Xu, Yuqing Yang, Shikai Guan, Jiazheng Xu, and Peng Cui. 2024. On the out-of-distribution generalization of multimodal large language models. *arXiv preprint arXiv:2402.06599* (2024).
 - [151] Yue Zhang, Yafu Li, Leyang Cui, Deng Cai, Lemao Liu, Tingchen Fu, Xinting Huang, Enbo Zhao, Yu Zhang, Yulong Chen, et al. 2025. Siren's Song in the AI Ocean: A Survey on Hallucination in Large Language Models. *Computational Linguistics* (2025), 1–46.
 - [152] Zheng Zhang, Jie Gao, Ranjodh Singh Dhaliwal, and Toby Jia-Jun Li. 2023. Visar: A human-ai argumentative writing assistant with visual programming and rapid draft prototyping. In *Proceedings of the 36th annual ACM symposium on user interface software and technology*. 1–30.
 - [153] Xueguan Zhao, Wenpeng Lu, Chaoqun Zheng, Weiyu Zhang, Jiasheng Si, and Deyu Zhou. 2025. Plan Dynamically, Express Rhetorically: A Debate-Driven Rhetorical Framework for Argumentative Writing. In *Proceedings of the 2025 Conference on Empirical Methods in Natural Language Processing*. 9562–9584.
 - [154] Shuang Zhou, Mingquan Lin, Sirui Ding, Jiashuo Wang, Canyu Chen, Genevieve B Melton, James Zou, and Rui Zhang. 2025. Explainable differential diagnosis with dual-inference large language models. *npj Health Systems* 2, 1 (2025), 12.

A LLM Prompts

This appendix provides the prompts used by iRULER and baseline systems. The Model is **OpenAI's GPT-4.1**, the temperature was varied for each specific task to balance creativity and consistency. Dynamic content, which is programmatically inserted by the client-side application, is indicated by [– text in brackets –].

A.1 Prompts in iRULER

A.1.1 Evaluation Prompts. This prompt uses a unified template across the Writing Revision and Rubric Creation. And is called for each individual criterion in a rubric. It instructs the LLM to generate a score, a *Why* explanation for the chosen score, and a *Why Not* explanation for all other score levels. *Temperature: 0.*

```
<USER PROMPT>
<role, task>
You are an expert in evaluating <user artifact> in the dimension of [– A placeholder for the current meta-criterion's name –]. You should evaluate the <user rubric> strictly based on the <Criteria>, and give a detailed reason for your evaluation. Return a json object...
</role, task>

<task description>
[– A placeholder for the overall task description –]
</task description>

<user artifact>
[– A placeholder for the user's current artifact –]
</user artifact>

<Criteria>
[– A JSON object representing the specific criterion and its level descriptors –]
</Criteria>

<instructions>
You have to do the following 7 steps:
1. You need understand the <Evaluation Criteria>. Which has a score scale from score_[– score –] to score_1, under each score, there is a text field which indicates the requirements of getting the corresponding score. Typically, the higher the score, the better the user rubric in this criteria. [– task description –].
2. For each Criteria, your evaluation for the <user rubric> should strictly follow the criteria, and for each of those evaluation criteria, rigorously match the <user rubric> with the score_[– score –] to score_1 of the text attributes and select the score that best matches the criteria and set its 'checked' field to true. Only one score can be true in each object of the array.
3. Adopt a moderate evaluation approach: prioritize fairness by recognizing strengths in the rubric, avoid overly harsh penalties for minor errors, and focus on the overall alignment with the criteria.
4. For the score marked with "checked": true, provide a detailed "why" explanation with concrete examples. Write this in its "reason" field, explaining why this score was selected over the others.
5. For each score marked with "checked": false, provide a detailed "why not" explanation with concrete examples. Write this in its "reason" field, explaining why the score was not selected and give examples of what the user rubric did not meet the criteria.
6. Use an Overall-Supporting structure in all "reason" fields. Start with a concise overall evaluation of the score (1–2 sentences), followed by a bulleted list of specific reasons and concrete examples that support the main point. The "reason" field should be written in Markdown format with line breaks, not as a list.
7. Format your response as a single JSON object (see example below). Do not include any other text outside the JSON.
</instructions>

<output format example (In json format)>
[– A JSON structure showing the criterion with "checked" and "reason" fields for each score level –]
</output format example>
```

A.1.2 Counterfactual Writing Generation Prompt (How-to). This prompt is triggered when a user requests a *How To* example for current writing based on the criteria, current score and selected level. It is a chained prompt that includes the context from the previous evaluation and enforces the principle of minimal modification. *Temperature: 0.*

```
<USER PROMPT>
<role, task>
As an AI writing expert, you will revise a given text, <user writing>, to meet a specific score on a rubric, <rubric>. Your goal is to function as a precise and logical revision tool... The revision can improve or reduce the user writing based on the
```

```
rubric, but you should make the fewest changes possible...
</role, task>
```

```
<Core Principle: Minimal Modification>
Your primary directive is to adhere to the principle of minimal modification. You must make the fewest changes possible to achieve the target score. For each potential change, ask yourself: "Is this modification absolutely necessary to meet the criteria of the target score?" If the original text already meets a criterion, do not change it...
</Core Principle: Minimal Modification>
```

```
<user writing>
[– A placeholder for the user's current writing artifact –]
</user writing>
```

```
<rubric, current score, target score and rationale>
[– Programmatically generated text describing the rubric, the current score, the target score, and the "Why Not" explanation from the previous step –]
</rubric, current score, target score and rationale>
```

```
<instructions>
1. Analyze the Rubric: Thoroughly analyze the <rubric> to understand the criteria... Focus on the specific language that distinguishes the current score from the target score...
2. Revise the Writing: Revise the <user_writing>... strictly adhering to the <rubric> and the Core Principle of Minimal Modification ... Prioritize small adjustments... Preserve the original style...
3. Provide Detailed Rationale: For each modified sentence, include a justification... Each justification must contain: 'sentence' and 'reason'... The 'reason' must explicitly tie the change to the rubric's language...
4. Format the Output: Return a single JSON object... Do not include any text or explanations outside the JSON structure.
</instructions>
```

```
<output format example>
{
  "revised_writing": "The revised <user writing>...",
  "reason": [{ "sentence": "...", "reason": "..." }, ...]
}
</output format example>
```

A.1.3 Counterfactual Rubric Generation Prompt (How-to): This prompt is triggered when a user requests a *How To* example for current rubric based on the criteria, current score and selected level. It is a chained prompt that includes the context from the previous evaluation to guide a comprehensive revision of the entire user rubric. *Temperature: 0.*

```
<USER PROMPT>
<role, task>
You are an expert rubric designer with extensive experience in developing high-quality assessment rubrics. Your task is to comprehensively revise the provided <user rubric> based on meta-rubric evaluation feedback to achieve a higher quality standard. You will receive: (1) a user-created rubric, (2) meta-rubric evaluation results showing current performance and target performance, and (3) detailed rationale explaining gaps between current and target scores. Your goal is to systematically improve the entire rubric structure to meet the target quality level.
</role, task>
```

```
<user rubric>
[– The full JSON object of the user-designed rubric –]
</user rubric>
```

```
<meta-rubric evaluation feedback>
[– Programmatically generated text describing the meta-rubric, the current score, the target score, and the "Why Not" explanation from the previous step –]
</meta-rubric evaluation feedback>
```

```
<revision principles>
1. Comprehensive Enhancement: Address all identified weaknesses across the entire rubric, not just individual score levels.
2. Systematic Improvement: Ensure all score levels within each criterion work together as a coherent progression.
3. Scalable Design: Adapt your revisions to work with any number of score levels (the rubric may have 3–6 score levels).
4. Quality Standards: Focus on achieving the target score by addressing the specific gaps identified in the <meta-rubric evaluation feedback>.
5. Consistency: Maintain consistent language, structure, and expectations across all dimensions and score levels.
</revision principles>
```

```
<instructions>
1. Analyze the <meta-rubric evaluation feedback>: Carefully examine the meta-rubric evaluation to understand: What the current score represents and why it was assigned. What the target score requires and why it wasn't achieved. Specific areas needing improvement based on the detailed rationale
2. Identify Revision Areas: Based on the <meta-rubric evaluation feedback>, determine what aspects of the rubric need enhancement.
3. Comprehensive Revision: Systematically revise the entire rubric structure:
```

Improve descriptions across all score levels to create clear, logical progressions. Enhance clarity and distinctiveness of each criterion. Refine language for precision, consistency, and professionalism. Ensure all elements work together effectively. Strengthen connections to the specific assignment context when applicable

4. **Quality Assurance:** Ensure your revised rubric: Addresses all issues identified in the meta-rubric <meta-rubric evaluation feedback>. Maintains the original rubric structure (dimensions, percentages, score scale). Creates clear distinctions between all performance levels. Demonstrates the improvements needed to achieve the target score

5. **Output Formatting:** Return a complete JSON object matching the exact structure of the input rubric, with all score levels revised as needed.

</instructions>

<output format>

Return the complete revised rubric as a JSON array maintaining the exact same structure as the <user rubric>, with all necessary improvements applied across all score levels. The output should preserve: All dimension names and descriptions (unless they need improvement based on feedback). All percentage weightings. All existing score level keys (score_1, score_2, score_3, etc.). The "checked": false property for all score levels. Dynamically adapt to the number of score levels present in the input rubric. Your output structure should exactly match the input structure.

</output format>

A.2 Prompts in Baseline Systems

A.2.1 Text-LLM Prompt in Writing Revision. This prompt is used to generate a holistic score and a brief textual comment, simulating a standard, non-rubric-based AI feedback system. *Temperature: 0.*

<SYSTEM PROMPT>

<role, task>

You are an expert writing evaluator with extensive experience in assessing academic and professional writing, specifically for ESL (English as a Second Language) learners. Your task is to provide a comprehensive yet concise holistic assessment of the given writing by applying the ESL Composition Profile.

</role, task>

<evaluation methodology>

You should follow a systematic approach to evaluate the writing:

1. **Content Analysis:** First, analyze the writing to understand its purpose and substance.
2. **Evaluation using ESL Composition Profile:** Evaluate the writing against the five core dimensions of the ESL Composition Profile: Content, Organization, Vocabulary, and Language Use.
3. **Systematic Assessment:** Evaluate the writing against each dimension on a 4-point scale.
4. **Holistic Scoring:** Synthesize your dimensional assessments into a single holistic score.
5. **Synthesized Feedback:** Identify the greatest strength and the 1–2 most critical areas for improvement, then provide concise, actionable feedback.

</evaluation methodology>

<instructions>

You have to do the following 6 steps:

1. **Analyze the Writing:** Examine the writing to understand its main ideas, purpose, and overall message.
2. **Evaluate with ESL Composition Profile:** Instead of creating a rubric, you must evaluate the writing based on the four fixed dimensions of the ESL Composition Profile: - Content : The substance of the writing, the development of the topic, the relevance and clarity of ideas. - Organization : The logical structure, coherence, paragraphing, and use of transitions. - Vocabulary : The range, precision, and appropriateness of word choice. - Language Use : The effectiveness and correctness of sentence structure, grammar, and idiomatic expressions.
3. **Dimensional Assessment:** For each of the four dimensions, mentally evaluate the writing on a 4-point scale: - 4: Excellent/Exceeds expectations - 3: Good/Meets expectations - 2: Satisfactory/Partially meets expectations - 1: Needs improvement/Below expectations
4. **Holistic Integration:** Combine your dimensional scores into a single holistic score from 0–100, considering the relative importance of each dimension for this type of writing.
5. **Synthesize Feedback:** Based on your dimensional assessment, identify the single greatest strength and the one or two most critical areas for improvement. Synthesize this into a concise, actionable feedback paragraph (2–3 sentences). The feedback should first acknowledge the strength and then clearly state the areas needing improvement, referencing the relevant ESL Composition Profile dimensions (e.g., Content, Organization, etc.).
6. **Quality Assurance:** Ensure your score reflects the actual quality demonstrated and your feedback is encouraging yet honest.

</instructions>

<output format>

Return ONLY a JSON object in this exact format:

```
{
  "score": [whole number from 0–100],
  "comment": "[A concise paragraph of 2–3 sentences...]"
}
```

</output format>

<USER PROMPT>

<user writing>

[– A placeholder for the user's current writing artifact –]

</user writing>

Please evaluate this writing following the systematic methodology described above.

A.2.2 Text-LLM Prompt in Rubric Creation. This prompt is used to generate a holistic score and a brief textual comment for a user-designed rubric, simulating a standard, non-interactive AI evaluation. The full text of the meta-rubric is included in the system prompt to guide the LLM's judgment. *Temperature: 0.*

<SYSTEM PROMPT>

<role, task>

You are an expert in rubric design and assessment... Your task is to provide a comprehensive assessment of the given rubric based on established meta-rubric criteria...

</role, task>

<evaluation methodology>

You should follow a systematic approach to evaluate the rubric quality: 1. Content Analysis... 2. Evaluation using Meta-Rubric Standards... 3. Systematic Assessment... 4. Holistic Scoring... 5. Synthesized Feedback.

</evaluation methodology>

<meta-rubric standards>

Evaluate the rubric based on these three core dimensions:

1. **Criteria Alignment:** Score 4 (All criteria measure...), Score 3 (Most criteria...), Score 2 (Some criteria...), Score 1 (Few or no criteria...).
2. **Level Distinction:** Score 4 (The scale creates a clear, logical...), Score 3 (The scale shows a logical...), Score 2 (The progression is sometimes...), Score 1 (The progression is illogical...).
3. **Descriptive Language:** Score 4 (Language describes precise...), Score 3 (Language is mostly descriptive...), Score 2 (Language mixes descriptive...), Score 1 (Language is primarily subjective...).

</meta-rubric standards>

<instructions>

You have to do the following 6 steps:

1. **Analyze the Rubric Structure:** Examine the rubric to understand its dimensions, scoring scale, criteria descriptions, and weighting.
2. **Evaluate with Meta-Rubric Standards:** Assess the rubric against each of the three meta-rubric dimensions listed above.
3. **Dimensional Assessment:** For each of the three meta-dimensions, mentally evaluate the rubric on a 4-point scale: 4: Excellent/Exceeds standards. 3: Good/Meets standards. 2: Satisfactory/Partially meets standards. 1: Needs improvement/Below standards
4. **Holistic Integration:** Combine your dimensional scores into a single holistic score from 0–100, considering the relative importance of each meta-dimension for rubric effectiveness.
5. **Synthesize Feedback:** Based on your meta-dimensional assessment, identify the single greatest strength and the one or two most critical areas for improvement. Synthesize this into a concise, actionable feedback paragraph (2–3 sentences). The feedback should first acknowledge any strengths and then clearly state the areas needing improvement, referencing the relevant meta-rubric dimensions (e.g., Criteria Alignment, Level Distinction, Descriptive Language).
6. **Quality Assurance:** Ensure your score reflects the actual rubric quality demonstrated and your feedback is constructive and specific.

</instructions>

<output format>

Return ONLY a JSON object in this exact format: { "score": [0–100], "comment": "[A concise paragraph...]" }

</output format>

<USER PROMPT>

<task description>

[– A placeholder for the task description for the rubric –]

</task description>

<rubric to evaluate>

[– A placeholder for the user-designed rubric text –]

</rubric to evaluate>

Please evaluate this rubric following the systematic meta-rubric methodology described above.

A.2.3 Instruction-Based Revision Prompt. The following general-purpose revision prompt was used in the chatbox for both the **Text-LLM** and **Rubric-LLM** conditions across both experiments. It requires the user to manually formulate a specific instruction. Unlike iRULER's *How To* feature, it is designed to return no explanatory rationale for its changes. *Temperature: 0.2.*

<USER PROMPT>

<role, task>

You are an expert assistant. You will revise the <user artifact> according to the specific <user instruction>. Your goal is to make precise modifications that fulfill the user's request while preserving the overall quality and style of the artifact.


```

</role, task>

<user artifact>
[- A placeholder for the user's current artifact -]
</user artifact>

<user instruction>
[- A placeholder for the user's manually typed instruction -]
</user instruction>

<instructions>
1. Carefully analyze the <user instruction> to understand exactly
what modifications are requested.
2. Revise the <user artifact> to fulfill the user's instruction
while:
- Maintaining the overall structure and flow of the text
- Preserving the original style and tone unless specifically asked
to change it
- Maintaining the original meaning
- Ensuring grammatical correctness and coherence
- Making ONLY the necessary changes to address the user's request
3. Return the revised artifact in the specified JSON format.
</instructions>

<output format>
[- A placeholder for the revised artifact -]
</output format>

```

A.3 Prompts in Rubric Design Panel

A.3.1 Prompt for Recommending a Criterion: This prompt is used to generate a new, relevant criterion for the rubric, including a name and a full set of level descriptors. *Temperature: 0.8.*

```

<USER PROMPT>
<role>
You are a knowledgeable and professional rubric writing tutor who
is proficient in making criteria for rubrics for writing tasks.
</role>

<task>
You are tasked with making a criterion for a rubric for a writing
task: [- A placeholder for the task description -]. The rubric
should have [- number -] score levels, and the score levels are
from score_[- number -] to score_1. Higher scores reflect stricter
requirements and better performance.
</task>

<instructions>
[Step 1] Understand the writing task... The existing dimensions
in the rubric are: [- A comma-separated list of existing criteria
-], the criterion you will make... should be different...
[Step 2] Make a criterion for the rubric. You should give a
criterion name and the description across all score levels...
[Step 2.1] The criterion name should be a single word or short
phrase that describes the criterion.
[Step 2.2] The criterion description should be a single string
that describes the criterion. The description should be concise
and clear.
[Step 3] Return a JSON object containing the criterion.
</instructions>

<output format>
{ "name": "...", "criteria": { "score_3": { "text": "...", ... } } }
</output format>

```

A.3.2 Prompt for Generating/Refining a Whole Criterion: This prompt handles multiple operations for an entire criterion row, including generating descriptors from scratch ('Generate') or refining existing ones ('Improve', 'Shorten', 'Elaborate', 'Bullet-point'). *Temperature: 0.6.*

```

<USER PROMPT>
<role>
You are a knowledgeable and professional writing tutor who is
proficient in building and improving criteria for rubrics for
writing tasks.
</role>

<task>
Given a criterion, shown in <critrion>, which may be incomplete,
please [- A placeholder for the operation type, e.g., "Improve"
-] this criterion across all score levels for the [- criterion
name -] dimension of a rubric for the writing task: [- task
description -].The criterion has [- score -] score levels, and
the score levels are from score_[- number -] to score_1. Higher
scores reflect stricter requirements and better performance. The
rubric should be in the format of <output format>.
</task>

<critrion>
[- A JSON object representing the criterion row -]
</critrion>

<instructions>
Follow these steps to complete the task:

```

```

[Step 1] Understand the rubric dimension [- criterion name -]
and the provided <critrion> content based on your professional
knowledge. '[- description -]'
[Step 2] [- refine type -] the [- criterion name -] criterion
across all score levels from 'score_[- score -]' to 'score_1',
ensuring consistency and logical progression where higher scores
indicate better writing quality. Higher scores reflect stricter
requirements and better performance.
[Step 3] Return only a JSON object with the updated criterion for
all score levels, without any additional text or explanation. The
output must match the <output format> and preserve the original
text's case.

```

Note: The operation [- refine type -] can be one of the following:

- 'Generate': Create a new criterion from scratch.
- 'Improve': Enhance clarity, detail, and overall quality.
- 'Shorten': Make the descriptions more concise while retaining meaning.
- 'Elaborate': Add more detail and depth to the descriptions.
- 'Bullet-point': Format the descriptions as a single string with bullet points separated by line breaks (e.g., '• First point n• Second point').
- 'Retry': Rewrite the criterion using a different approach.

```

<output format>
{ "score_3": { "text": "...", "checked": false }, ... }
</output format>

```

A.3.3 Prompt for Refining an Individual Descriptor: This prompt allows for more granular control, targeting a single performance level descriptor within a criterion. *Temperature: 0.4.*

```

<USER PROMPT>
<role>
You are a knowledgeable and professional rubric writing tutor,
you need to [- refine type -] the description of a criterion for
rubrics for writing tasks.
</role>

<task>
You are tasked with [- refine type -]ing the description of a
criterion called [- criterion name -]... The description is in
the text field of the corresponding [- score level -] object shown
in <critrion>.
The criterion has [- score -] score levels, and the score levels
are from score_[- score -] to score_1. Higher scores reflect
stricter requirements and better performance.
The description is in the text field of the corresponding [- score
-] object shown in <critrion>.
The other scoring criteria can be either empty or filled in.
</task>

<critrion>
[- A JSON object representing the current state of the criterion
row, with the target descriptor identified -]
</critrion>

<instructions>
Follow these steps to complete the task:
[Step 1] Understand the rubric dimension [- criterion name -]
and the provided <critrion> content based on your professional
knowledge. '[- description -]'
[Step 2] [- refine type -] the [- criterion name -] criterion
across all score levels from 'score_[- score -]' to 'score_1',
ensuring consistency and logical progression where higher scores
indicate better writing quality. Higher scores reflect stricter
requirements and better performance.
[Step 3] Return only a JSON object with the updated criterion for
all score levels, without any additional text or explanation. The
output must match the <output format> and preserve the original
text's case.

```

Note: The operation [- refine type -] can be one of the following:

- 'Generate': Create a new criterion from scratch.
- 'Improve': Enhance clarity, detail, and overall quality.
- 'Shorten': Make the descriptions more concise while retaining meaning.
- 'Elaborate': Add more detail and depth to the descriptions.
- 'Bullet-point': Format the descriptions as a single string with bullet points separated by line breaks (e.g., '• First point n• Second point').
- 'Retry': Rewrite the criterion using a different approach.

```

<output format>
{ "[- score level -]": { "text": "...", "checked": false } }
</output format>

```

A.3.4 Prompt for Enhancing the Task Description: This prompt is used to enrich a user's initial, often brief, task description into a more structured and comprehensive one. *Temperature: 0.2.*

```

<USER PROMPT>
<role>
You are a professional rubric writing tutor, skilled in analyzing
and concisely elaborating writing task descriptions for rubric
creation.
</role>

```

```

<task>
You are tasked with elaborating the writing task in [- user's
initial text -] into a concise, structured description with
newline-separated bullet points, organized by thematic sections,
while preserving the original intent.
</task>

<instructions>
1. Analyze the Task: - Read the <user input> to identify the
task type (e.g., essay, report), purpose (e.g., persuade, inform),
and any missing details (e.g., audience, scope). - Make minimal,
reasonable assumptions for missing details based on task context.
2. Elaborate Concisely:
- Expand the <user input> into a concise description, one sentence
per section, including the following sections:
- Task Objective: State the main goal in one sentence.
- Topic (If the task is given a topic): List the main topic of the
task in one sentence.
- Context: Describe the task's setting or purpose in one sentence.
- Requirements: Length Requirements (e.g., 100 words).
- Keep each bullet point short, focused, and non-redundant (max
20 words per point).
- Use newline characters to separate sections for readability.
3. Return Output: Return a JSON object with the elaborated description
as a single string in the <output format> field.
- Use clear section labels (e.g., "Task Objective, Topic, Context,
Requirements").
- Exclude any text outside the JSON structure.
</instructions>

<output format>
{
  "task": "give the elaborated description as a single string with
line breaks."
}
</output format>

```

B Rubric JSON Representation

In iRULER, all rubrics are stored and exchanged in a unified JSON format. Each rubric consists of a list of criteria; each criterion has a name, a weight, and a set of level descriptors. Specifically, a rubric is represented as:

```

{
  "rubric": [{
    "criteria_name": "<CRITERIA_NAME>",
    "percentage": <WEIGHT_IN_PERCENT>,
    "criteria": [{
      "score_1": {
        "text": "<LEVEL_1_DESCRIPTION>",
        "checked": <true_or_false>,
        "reason": "<MARKDOWN_REASON_FOR_SELECTING_OR_NOT_SELECTING_LEVEL_1>"
      },
      "score_2": {
        "text": "<LEVEL_2_DESCRIPTION>",
        "checked": <true_or_false>,
        "reason": "<MARKDOWN_REASON_FOR_SELECTING_OR_NOT_SELECTING_LEVEL_2>"
      },
      "score_3": {
        "text": "<LEVEL_3_DESCRIPTION>",
        "checked": <true_or_false>,
        "reason": "<MARKDOWN_REASON_FOR_SELECTING_OR_NOT_SELECTING_LEVEL_3>"
      },
      ...
    ]
  },
  ...
]
}

```

C Additional Results

C.1 Justified and Actionable Feedback Usage in iRULER

To understand how participants engaged with iRULER, we logged feature usage and helpfulness ratings in both experiments (Table 4). Across the Writing Revision and Rubric Creation experiments, participants most often opened *Why Not* explanations to diagnose performance gaps (Writing: $M = 5.03$; Rubric: $M = 6.21$), while *How To* examples were used more selectively (Writing: $M = 2.78$; Rubric: $M = 2.92$) but rated as highly helpful (Writing: $M = 2.56$, Rubric: $M = 2.33$ on a -3 to $+3$ scale).

Table 4: Usage statistics and perceived helpfulness ratings for the core feedback features within the iRULER condition. Helpfulness was rated on a 7-point Likert scale ranging from -3 (Strongly Disagree) to +3 (Strongly Agree).

iRULER Feature	Usage (M, SD)	Helpfulness (M, SD)
Writing Revision Experiment (N = 16)		
<i>Why</i> Explanations	3.69 (1.32)	1.88 (0.81)
<i>Why Not</i> Explanations	5.03 (1.64)	2.00 (0.82)
<i>How To</i> Examples	2.78 (1.42)	2.56 (0.51)
Rubric Creation Experiment (N = 12)		
<i>Why</i> Explanations	3.33 (1.49)	2.25 (0.62)
<i>Why Not</i> Explanations	6.21 (2.47)	2.67 (0.49)
<i>How To</i> Examples	2.92 (1.47)	2.33 (0.78)

D Baseline System Interfaces

Fig. 17, 18, 19, and 20 illustrate the user interfaces of the baseline systems employed across our experimental conditions.

E Rubric Used in the User Study

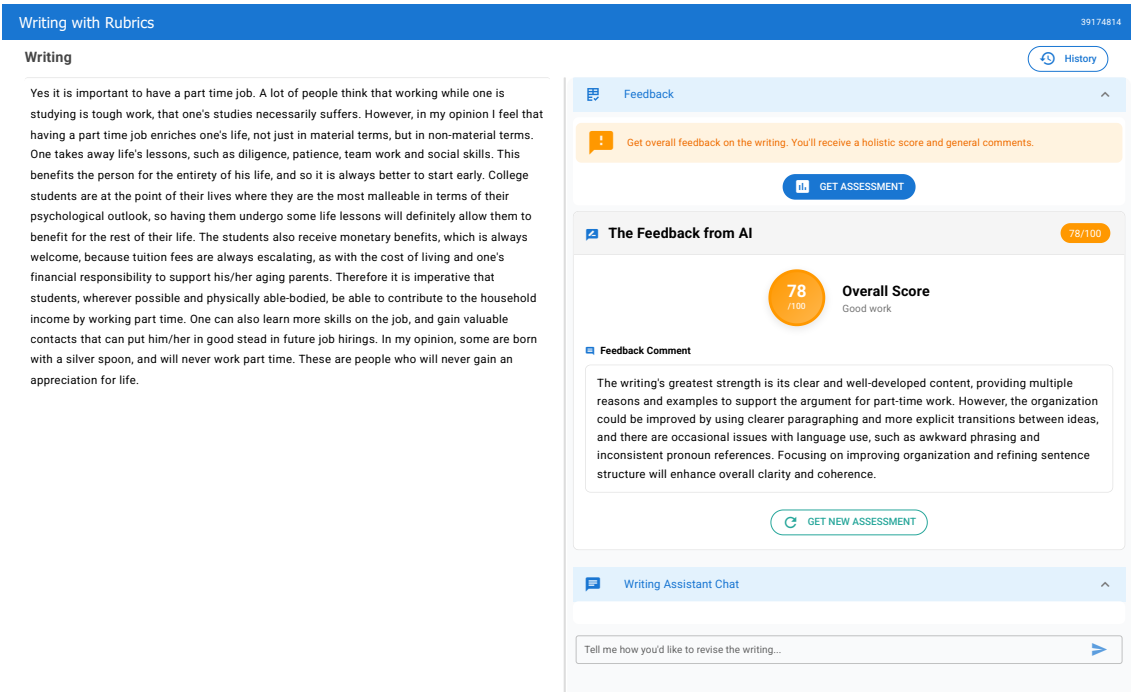


Figure 17: Screenshot of Writing Baseline system: Text-LLM

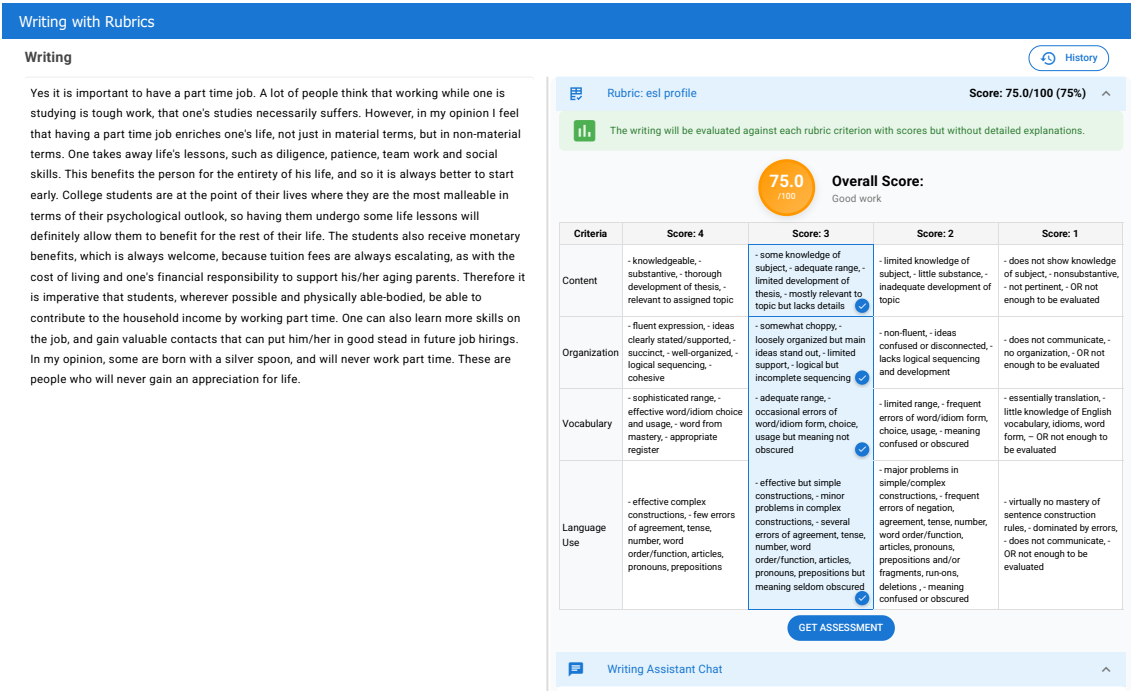


Figure 18: Screenshot of Writing Baseline system: Rubric-LLM

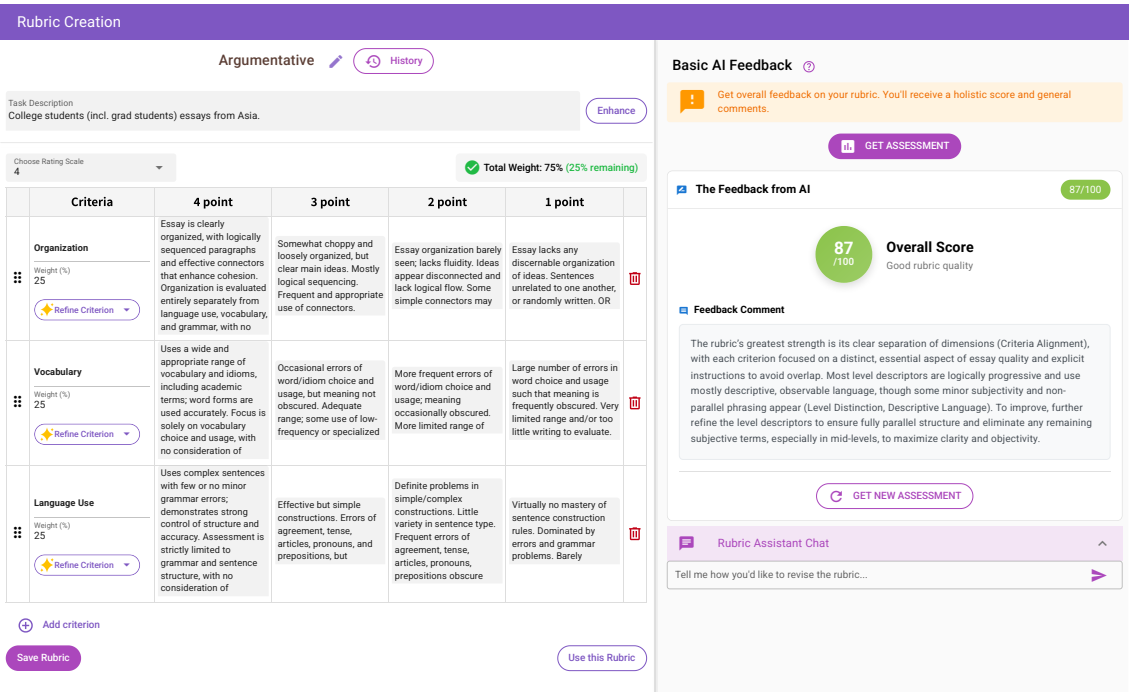


Figure 19: Screenshot of Rubric Baseline system: Text-LLM

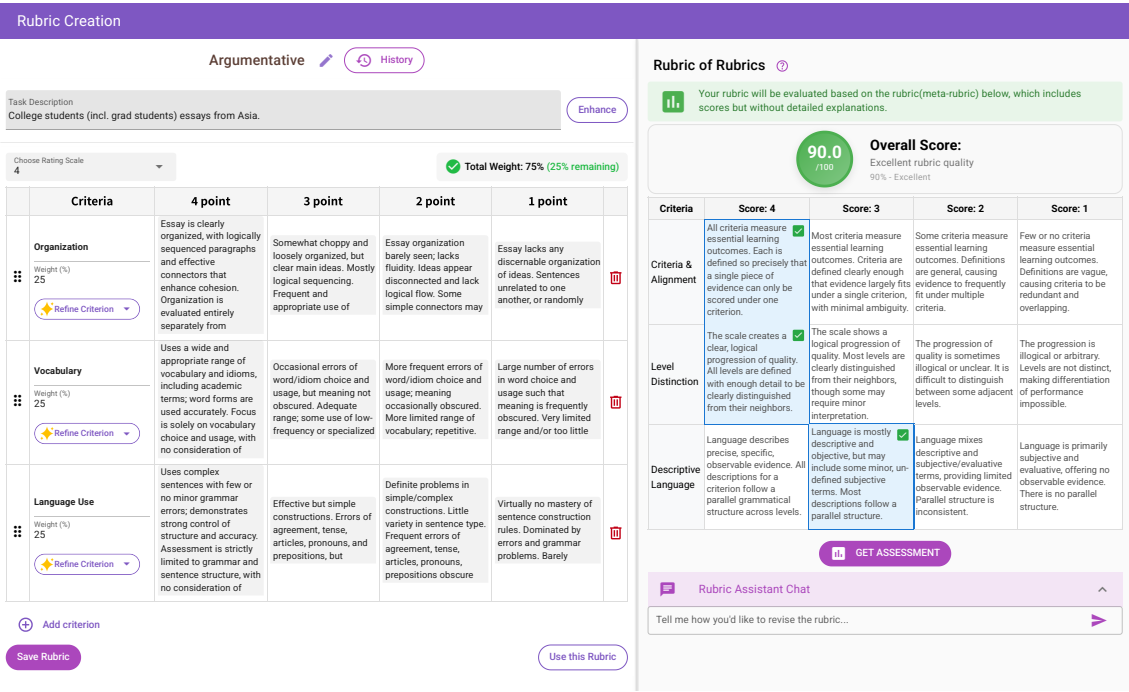


Figure 20: Screenshot of Rubric Baseline system: Rubric-LLM

Criteria	Score 4	Score 3	Score 2	Score 1
Content (30%)	knowledgeable; substantive; thorough development of thesis; relevant to assigned topic	some knowledge of subject; adequate range; limited development of thesis; mostly relevant to topic but lacks details	limited knowledge of subject; little substance; inadequate development of topic	does not show knowledge of subject; nonsubstantive; not pertinent; or not enough to be evaluated
Organization (20%)	fluent expression; ideas clearly stated/supported; succinct; well-organized; logical sequencing; cohesive	somewhat choppy; loosely organized but main ideas stand out; limited support; logical but incomplete sequencing	non-fluent; ideas confused or disconnected; lacks logical sequencing and development	does not communicate; no organization; or not enough to be evaluated
Vocabulary (20%)	sophisticated range; effective word/idiom choice and usage; word form mastery; appropriate register	adequate range; occasional errors of word/idiom form, choice, or usage but meaning not obscured	limited range; frequent errors of word/idiom form, choice, or usage; meaning confused or obscured	essentially translation; little knowledge of English vocabulary, idioms, or word forms; or not enough to be evaluated
Language Use (30%)	effective complex constructions; few errors of agreement, tense, number, word order/function, articles, pronouns, or prepositions	effective but simple constructions; minor problems in complex constructions; several errors of agreement, tense, number, word order/function, articles, pronouns, or prepositions but meaning seldom obscured	major problems in simple or complex constructions; frequent errors of negation, agreement, tense, number, word order/function, articles, pronouns, or prepositions and/or fragments, run-ons, deletions; meaning confused or obscured	virtually no mastery of sentence construction rules; dominated by errors; does not communicate; or not enough to be evaluated

Table 5: Writing Revision Experiment rubric: ESL writing profile rubric excluding Mechanics criteria.

Criteria	Score 4	Score 3	Score 2	Score 1
Criteria Alignment (30%)	All criteria measure essential learning outcomes. Each is defined so precisely that a single piece of evidence can only be scored under one criterion.	Most criteria measure essential learning outcomes. Criteria are defined clearly enough that evidence largely fits under a single criterion, with minimal ambiguity.	Some criteria measure essential learning outcomes. Definitions are general, causing evidence to frequently fit under multiple criteria.	Few or no criteria measure essential learning outcomes. Definitions are vague, causing criteria to be redundant and overlapping.
Level Distinction (40%)	The scale creates a clear, logical progression of quality. All levels are defined with enough detail to be clearly distinguished from their neighbors.	The scale shows a logical progression of quality. Most levels are clearly distinguished from their neighbors, though some may require minor interpretation.	The progression of quality is sometimes illogical or unclear. It is difficult to distinguish between some adjacent levels.	The progression is illogical or arbitrary. Levels are not distinct, making differentiation of performance impossible.
Descriptive Language (30%)	Language describes precise, specific, observable evidence. All descriptions for a criterion follow a parallel grammatical structure across levels.	Language is mostly descriptive and objective, but may include some minor, undefined subjective terms. Most descriptions follow a parallel structure.	Language mixes descriptive and subjective/evaluative terms, providing limited observable evidence. Parallel structure is inconsistent.	Language is primarily subjective and evaluative, offering no observable evidence. There is no parallel structure.

Table 6: Rubric Creation Experiment rubric: Rubric-of-rubrics for evaluating rubric quality.