

RADAR: Exposing Unlogged NoSQL Operations

Mahfuzul I. Nissan, James Wagner

University of New Orleans, New Orleans, USA

Abstract

The widespread adoption of NoSQL databases has made digital forensics increasingly difficult as storage formats are diverse and often opaque, and audit logs cannot be assumed trustworthy when privileged insiders, such as DevOps or administrators, can disable, suppress, or manipulate logging to conceal activity. We present **RADAR** (Record & Artifact Detection, Alignment & Reporting), a log-adversary-aware framework that derives forensic ground truth by cross-referencing low-level storage artifacts against high-level application logs. **RADAR** analyzes artifacts reconstructed by the Automated NoSQL Carver (**ANOC**), which infers layouts and carves records directly from raw disk bytes, bypassing database APIs and the management system entirely, thereby treating physical storage as the independent evidence source. **RADAR** then reconciles carved artifacts with the audit log to identify delta artifacts such as unlogged insertions, silent deletions, and field-level updates that exist on disk but are absent from the logical history. We evaluate **RADAR** across ten NoSQL engines, including BerkeleyDB, LMDB, MDBX, etcd, ZODB, Durus, LiteDB, Realm, RavenDB, and NitriteDB, spanning key-value and document stores and multiple storage designs, e.g., copy-on-write/MVCC, B/B+-tree, and append-only. Under log-evasion scenarios, such as log suppression and post-maintenance attacks, including cases where historical bytes are pruned, **RADAR** consistently exposes unattributed operations while sustaining 31.7–397 MB/min processing throughput, demonstrating the feasibility of log-independent, trustworthy NoSQL forensics.

Keywords: Insider Threats, NoSQL Security, Database Forensics, NoSQL Database, Tamper Detection, Audit Log Verification, Storage Carving

1. Introduction

Database Management Systems (DBMS) are foundational for storing and processing sensitive data. Accordingly, extensive effort has been devoted to securing these systems through access control and audit logging. However, once a user gains elevated privileges, whether legitimately or by exploiting a vulnerability, these security measures can be circumvented. An attacker can manipulate data and then alter or disable logging to conceal the activity.

*Corresponding author

Email addresses: minissan@uno.edu (Mahfuzul I. Nissan), jwagner4@uno.edu (James Wagner)

Forensic analysis therefore requires reliable methods to detect breaches and collect evidence about unauthorized activity when logs cannot be fully trusted.

A more trustworthy source of evidence lies in the low-level storage itself. Any operation, whether insertion, update, or deletion, leaves traces in the physical storage layer. While attackers can modify a log file, it is exceptionally difficult to tamper with byte-level database structures on disk or in RAM without causing inconsistencies or corruption. This makes direct storage analysis a powerful method for providing independent, storage-level evidence of database activity.

While prior research has addressed storage analysis for relational databases, the challenge is particularly acute for NoSQL systems. The NoSQL ecosystem encompasses a wide array of architectures, each with proprietary, non-standardized, and often undocumented storage formats. A malicious actor with sufficient privileges can exploit this complexity. By modifying startup scripts or deployment configurations, such an actor can suspend logging, perform unlogged operations, and then restore the logging configuration, leaving a gap in the audit log that is difficult to detect through conventional monitoring.

To address these challenges, we introduce **RADAR**, a unified framework designed for forensic carving and log verification in NoSQL databases. This framework systematically analyzes low-level storage artifacts and cross-verifies them with application audit logs. **RADAR** utilizes our Automated NoSQL Carver [1] (ANOC) to automatically infer storage layouts and carve records from disk and memory. By comparing these carved artifacts to audit logs, **RADAR** identifies inconsistencies, such as unlogged modifications, silent deletions, or field-level tampering. The primary contributions of this work are:

- We introduce a log-adversary-aware framework (**RADAR**) that unifies storage carving with audit log verification to detect unattributed operations in NoSQL databases (Section 4).
- We propose two detection methodologies tailored to different storage architectures: single-snapshot analysis for versioned systems and comparative analysis for in-place modification systems (Section 5).
- We formalize algorithms for identifying unattributed insertions, deletions, and updates through reconciliation of carved artifacts with audit logs (Section 5).
- We evaluate **RADAR** across ten NoSQL databases (both key-value and document stores) under diverse tampering scenarios including post-maintenance attacks and log suppression (Section 6).

2. Related Work

The forensic analysis of database systems spans two long-running threads: recovering *what* is physically present in storage and auditing *how* it purportedly got there. We review storage-level reconstruction for relational and NoSQL engines, then survey log integrity and provenance work that motivates cross-checking logs against independent ground truth.

2.1. Forensic Recovery from Database Storage

Relational DBMSes provide well-documented page layouts and centralized catalogs, such as MySQL’s `INFORMATION_SCHEMA` or PostgreSQL’s `pg` catalog, which investigators can leverage to parse pages and row directories [2, 3]. Early forensic work focused on exploiting this regularity to reconstruct damaged or deleted records from individual engines such as SQL Server or InnoDB [4, 5]. Building on these database-specific methods, Wagner et al. introduced internal structure carving as a more systematic approach, later extended into generalized tools like DBCarver [6, 7, 8, 9].

Beyond page carving, additional efforts expanded the forensic toolkit. Frühwirth et al. reconstructed data manipulation queries by analyzing InnoDB redo logs, demonstrating the value of WAL artifacts in relational investigations [5]. File carving research also influenced the field, with Garfinkel formalizing fast validation of carved objects and Poisel and Tjoa providing a comprehensive survey of carving techniques [10, 11]. More recently, Lenard et al. proposed Sysgen, a system state corpus generator for synthetic testing of forensic methods, which helped establish controlled baselines for evaluation [12].

NoSQL engines disrupt these assumptions. Storage designs vary widely: Berkeley DB, LMDB, and WiredTiger rely on page-based B/B⁺-tree structures, whereas ZODB uses serialized object streams [13, 14, 15]. The absence of unified catalogs makes reconstruction more difficult than in relational systems. Prior work therefore focused on individual databases, such as case studies of MongoDB or Redis, each requiring its own specialized tools [16, 17, 18, 19]. To address this heterogeneity, our earlier work introduced ANOC, which dynamically infers structural parameters and reconstructs records directly from raw bytes [1]. While ANOC establishes the *physical presence* of data, it does not determine whether that data is legitimate given the declared history of operations.

2.2. Log Analysis, Integrity, and Tamper Detection

Audit logs remain the most common source for reconstructing timelines of user actions. Yet their reliability is limited in adversarial settings, since privileged attackers can suppress or selectively edit entries [20, 21]. This challenge is particularly acute in the NoSQL ecosystem. Unlike many relational databases that offer robust, built-in auditing frameworks, NoSQL

systems often lack native logging capabilities or relegate them to enterprise-only features. This forces the responsibility of generating a verifiable audit trail onto application developers, resulting in heterogeneous, application-level logs that are more susceptible to bypass and manipulation.

Researchers have long recognized this risk and proposed numerous solutions for log integrity. Schneier and Kelsey introduced seminal work on secure, forward-secure audit logs to resist retroactive modification [22]. Crosby and Wallach later developed efficient tamper-evident data structures using Merkle-tree chaining [23]. In parallel, standards bodies issued guidance, with NIST’s SP 800-92 emphasizing centralized log management and integrity verification [24]. Hardware-assisted designs provide another direction, using trusted execution environments or dedicated hardware to create tamper-proof audit trails [25, 26], though these depend on specialized deployments.

A complementary line of research turns to provenance. Provenance-based intrusion detection systems capture causal relationships across system-level events. CamFlow demonstrated practical whole-system provenance capture, and HOLMES used graph correlation to detect advanced persistent threats [27, 28]. Such systems reveal inconsistencies at the OS level, though they stop short of validating record-level database contents. This gap motivates approaches that compare audit logs against independent physical evidence.

2.3. A Unified Forensic Approach

Although storage artifacts and audit logs have traditionally been studied in isolation, there is growing recognition that combining them strengthens tamper detection. Wagner et al. showed that page-level carving could expose file tampering in relational systems [29]. More recent work in database memory forensics reconstructed query semantics or cache access patterns to serve as a parallel verification stream [30, 31, 32]. Building on these insights, our **RADAR** framework is the first to systematically align generalized, carved NoSQL artifacts with normalized application audit logs to identify *unattributed operations*. By reconciling two independent evidence streams, **RADAR** detects anomalies such as unlogged deletions, silent updates, or rogue insertions that would remain invisible to either storage carving or log auditing alone.

3. Threat Model

In a typical NoSQL deployment, multiple operational roles interact with the system at different privilege layers, as shown in Figure 1. We distinguish three such roles according to their operational scope and privilege boundaries: the Application-Level Database User (ALDU), the DevOps Engineer (DO), and the System Administrator (SA). The ALDU is

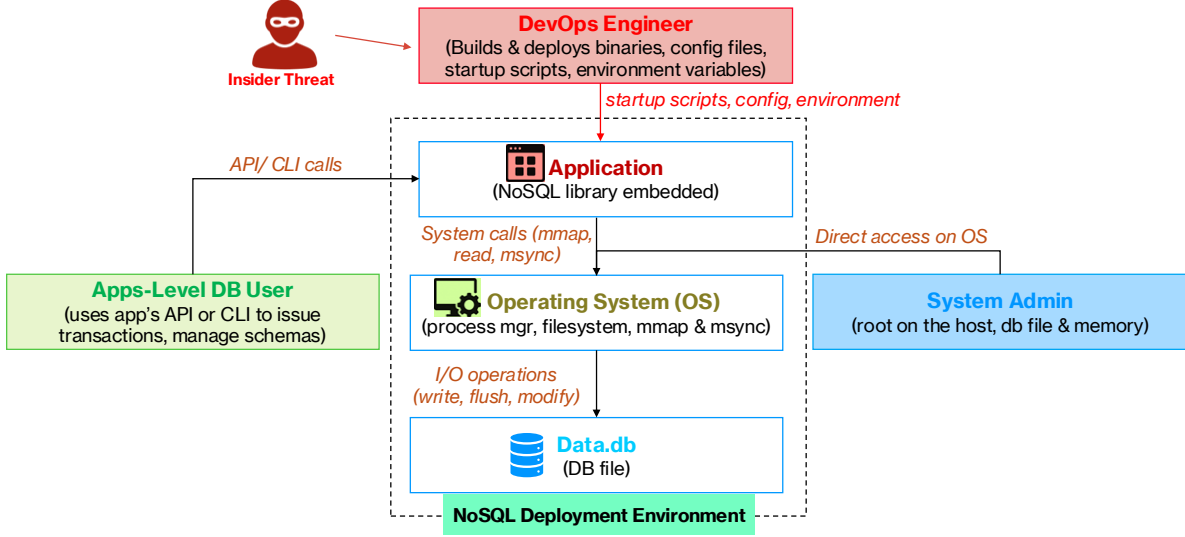


Figure 1: Threat model

a legitimate operator who interacts with the database exclusively through the application’s exposed interfaces, such as an API or command-line client. This role may issue queries and perform transactions as permitted by application logic, with all operations mediated by application-enforced access control and auditing. The ALDU cannot modify deployment artifacts, directly access storage files, or alter operating system configurations, and is considered a non-malicious actor in this work. The DO, in contrast, is responsible for building and deploying the NoSQL application, including its binaries, configuration files, and startup scripts. By controlling runtime instantiation and operational parameters, a malicious DO can introduce deployment-layer tampering that bypasses application-level auditing. However, the DO does not possess root or kernel-level privileges, which remain under the control of the SA. The SA operates the host OS with full root privileges, manages process control, filesystem permissions, and storage devices, and is responsible for installing OS-level integrity monitoring and snapshot mechanisms. While the SA can access database storage files directly, they do not control the build or deployment process. In our model, the SA is a trusted role that maintains host-level monitoring independent of the application layer.

Given these privilege boundaries, the adversary in this model is the DO. Their access to the deployment pipeline enables three primary forms of abuse:

1. **Configuration abuse:** Manipulating configuration to disable or degrade audit logging, performing unauthorized operations, and then restoring the original settings.

2. **Backdoored deployment:** Deploying a backdoored application binary that suppresses or falsifies audit events while performing hidden writes.
3. **Out-of-band modification:** Executing an out-of-band script or tool to modify the database file directly, bypassing the official application process.

Each pathway evades application-layer controls yet inevitably produces observable side effects at the operating system boundary. Examples include file writes from unexpected processes, binary integrity mismatches, and anomalous drift between inbound requests and bytes written. Crucially, because the DO lacks SA-level privileges, they cannot suppress or remove these OS-level traces without escalating beyond their assigned role.

Under this adversary, application and NoSQL-layer audit logs are not a reliable source of truth. Deployment-time configuration, controlled by the DO, can suspend, redirect, or downsample logging (e.g., changes to container logging drivers or service units), producing routine-looking rollouts with gaps in coverage. Many engines generate plaintext or JSON logs to ordinary files or external sinks without cryptographic binding to the executing binary or to trusted time, enabling truncation or selective edits by a privileged deployer. Moreover, environment and loader manipulation (e.g., preloaded libraries or wrapper launchers) can interpose on logging paths without modifying the application itself. Consequently, logs may be absent, selectively suppressed, or rewritten. In our model, they serve only as corroborating signals, while evidentiary completeness is derived from storage-level artifacts recovered by ANOC.

To counter these threats, we assume the SA can trigger forensic snapshot acquisition outside the application using host-controlled telemetry and change-control policy. In practice, the SA may rely on OS-level auditing or provenance signals (e.g., Linux `auditd` / `fanotify` / eBPF; Windows SACL / ETW / Sysmon) to attribute database-file modifications to a writing process (e.g., PID, UID / SID, executable path, and file path or inode). When available, executable integrity can be validated using host mechanisms such as Linux IMA or Windows code-integrity controls (e.g., WDAC), but RADAR does not require per-write hashing guarantees. The operating system also provides native snapshot mechanisms (e.g., LVM / ZFS / Btrfs on Linux or Volume Shadow Copy on Windows). The SA encodes change-control rules and triggers a snapshot when policy indicates elevated forensic risk.

Under this model, writes from the approved database service under expected workload conditions are treated as *normal* operations and may be logged without snapshot acquisition. Writes corresponding to authorized bulk changes under an approved change request, accompanied by a declared migration identifier, are treated as *maintenance* operations and can trigger informational snapshots for documentation and post-facto auditing. Any write

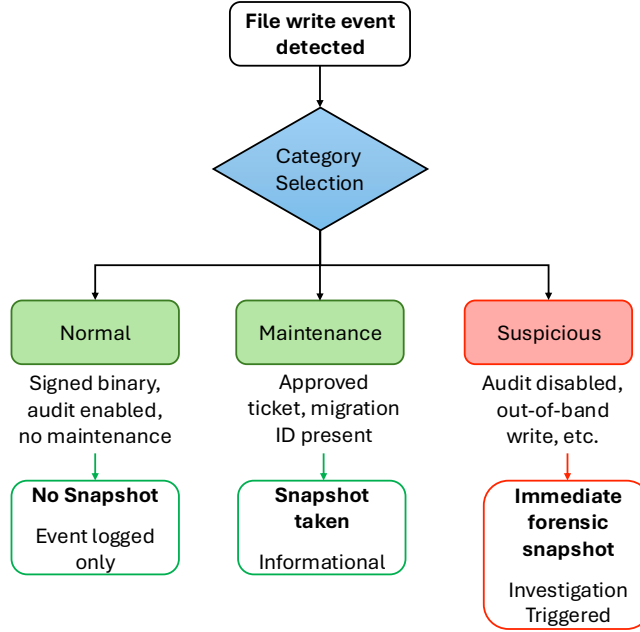


Figure 2: File-write event classification and the resulting snapshot decision.

that violates provenance or change-control expectations (e.g., a non-service writer, audit suppression / toggling, integrity mismatches, unexpected service restarts outside a maintenance window, or unexplained drift anomalies) is treated as *suspicious* and triggers immediate snapshot acquisition. Importantly, suspiciousness is defined by violations in provenance or control-plane policy rather than raw write volume alone, enabling higher-fidelity snapshot triggering without overwhelming the system with benign activity.

Figure 2 and Table 1 summarize this classification and snapshot-trigger process. When the SA receives an OS audit event indicating a write to the database file (e.g., from `auditd` or `Sysmon`), it assigns the event to one of three categories (*Normal*, *Maintenance*, or *Suspicious*) based on provenance and policy checks. This classification determines whether the event is only logged, results in an informational snapshot, or triggers immediate forensic snapshot acquisition followed by investigation.

For example, Table 2 shows sample SA-owned configurations for Linux and Windows that detect both backdoored-application writes and out-of-band modifications. On Linux, immutable audit rules monitor the database file for any write or attribute-change events and tag them for monitoring. Additional rules flag write attempts from any process whose user identifier differs from that of the authorized service account, ensuring that only approved binaries can modify the database. The audit configuration is then locked until reboot to prevent tampering. On Windows, file-system auditing is enabled for successful write operations, producing Security Event 4663 entries. These events can be linked to a Volume Shadow Copy trigger when the writer’s security identifier does not match the authorized

Category	Conditions	Snapshot Action	Purpose
Normal	Approved, signed binary; audit enabled; workload within expected bounds; no maintenance window	Log only	Minimize false positives from routine operations
Maintenance	Approved change ticket; signed binary; audit enabled; declared migration identifier	Snapshot (informational)	Document authorized changes for forensic completeness
Suspicious	Any of: audit disabled/toggled; binary mismatch at start; non-service writer (out-of-band); unexpected stop/start or config change outside window; drift anomalies without ticket; writes into protected namespaces outside maintenance	Immediate forensic snapshot	Capture potential insider tampering for investigation

Table 1: Snapshot trigger policy

Platform	Command	Trigger Condition	Purpose
Linux	<code>auditctl -w /var/lib/db/data.db -p wa -k db_watch</code>	Write or attribute change to database file	Tag events as <code>db_watch</code> for monitoring
Linux	<code>auditctl -a always,exit -F arch=b64 -S openat,openat2 -F dir=/var/lib/db -F perm=w -F uid!=1001 -k oob_db_write</code>	Write attempt by non-authorized UID	Detect out-of-band writes from unauthorized processes
Linux	<code>auditctl -e 2</code>	Audit configuration changes	Lock audit rules until reboot to prevent tampering
Windows	<code>AuditPol /set /subcategory:"File System" /success:enable</code>	Successful file write operation	Enable auditing for writes; trigger Volume Shadow Copy for unauthorized writers

Table 2: Example snapshot-trigger configurations for Linux and Windows

service account, ensuring that suspicious writes automatically generate a forensic snapshot.

These configurations are applied at the host layer under SA control, making them resilient to bypass attempts by a malicious DevOps Engineer without elevated privileges. Root or kernel-level attacks, such as forging inode change times, unloading kernel hooks, or writing directly to raw storage devices are outside the scope of this work and are mitigated through secure boot, kernel lockdown, and two-person control for administrative access.

4. RADAR Framework & Data Sources

The RADAR framework provides an end-to-end process for detecting unattributed (unlogged) operations by correlating low-level storage artifacts with high-level audit logs. Its primary function is to identify discrepancies between the physical evidence carved from storage and the logical history recorded in an audit log, which may serve as strong indicators of unauthorized activity concealed by the adversary described in our threat model.

4.1. Overall Architecture

The RADAR workflow, illustrated in Figure 3, follows a structured, multi-stage process. The process begins with the acquisition of a forensic snapshot of the database, which consists of the relevant database file or set of files captured automatically based on the host-level policy defined in Section 3. These snapshots are then processed by the framework’s carving engine to extract raw physical records. This crucial step is performed by our Automated NoSQL Carver (ANOC), a generalized tool designed to reconstruct database contents directly from raw disk or memory images, bypassing the database’s API. As further detailed in Section 4.3, ANOC is guided by the INFERNOS algorithm to automatically infer the storage layout from the raw bytes. This process yields a structured set of carved artifacts, which includes metadata essential for the reconciliation stage. For page-based databases like Berkeley DB, this includes page-level hashes used for comparative analysis, while for log-structured databases like ZODB, it includes historical versions of each record.

In parallel, the application-layer audit log is collected to serve as the official record of declared operations. Finally, the RADAR analysis engine ingests both the carved artifacts from ANOC and the audit log. As the core of the framework, RADAR performs a cross-validation by attempting to align each physical artifact with a corresponding logical operation in the log. Any carved record that cannot be explained by the log is flagged as an unattributed operation, or a “delta artifact”. The specific data sources are detailed in Section 4.2, and the reconciliation logic is presented in Section 5.

4.2. Forensic Data Sources

RADAR’s threat detection methodology reconciles two independent evidence streams: storage-level artifacts carved from forensic snapshots, which represent the **physical ground truth**, and an application-layer audit log, which records the **declared history of intended operations**. This section defines the log stream we accept and how we normalize it for analysis; the storage stream and carving process are covered in Section 4.3.

Specifically, Section 4.2.1 explains the rationale for using an application-produced JSON Lines (JSONL) audit log and details the schema and canonicalization rules required to make

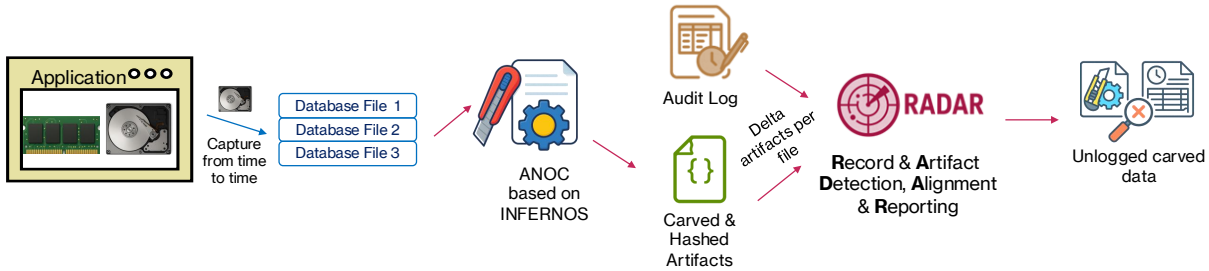


Figure 3: Architecture of RADAR

each log entry comparable to a carved record. Finally, Section 4.2.2 justifies the deliberate exclusion of engine-specific WALs and journals, as their heterogeneous, optional, and easily suppressed nature makes them unsuitable as a primary evidence source.

This approach allows the framework to remain both generalized and resilient. The carved storage provides log-independent ground truth, while the standardized application log supplies the declared history. RADAR’s analysis engine cross-checks the two, reporting any carved record that lacks a matching log explanation as an unattributed operation.

4.2.1. Application Audit Log (JSONL)

While relational databases often provide robust, built-in auditing, the NoSQL landscape presents a significant gap in security readiness. Many NoSQL databases lack a native audit logging capability entirely [33, 34]. In other prominent systems, this critical security feature is positioned only as a premium, enterprise-level add-on, leaving users of free or community versions without a built-in solution. As a result, the absence of an accessible, standardized audit mechanism forces the responsibility of generating a secure and verifiable log back to the application layer.

To fill this void, the industry has widely adopted JSON Lines (JSONL) as a de facto standard for creating a portable and transparent audit trail [35]. Consequently, our work employs the JSONL format, aligning our methodology with established practices in security monitoring. Under our threat model, this application audit is treated as the authoritative record of intended operations, and engine-managed logs such as WALs or journals are excluded. JSONL is well-suited for this purpose. Its stream-oriented, append-only nature is highly efficient for continuous data flows. For data integrity, its line-by-line structure, where each line is a self-contained object, makes log files more resilient to corruption than monolithic JSON files [35, 36]. For compliance, this format is ideal for producing the context-rich event records demanded by regulations like SOX and HIPAA [37, 24].

Schema. Each log line e is a single JSON object containing six fields:

$$e = \{\text{ts}, \text{op}, \text{key}, \text{user}, \text{old_value}, \text{new_value}\},$$

where **op** specifies the **operation** type, which is one of `{insert, delete, update, update_fields, delete_fields}`. The **timestamp** **ts** advances monotonically for each writer: every new entry must have a time equal to or later than the previous one, with ties allowed when multiple operations occur within the same second. For example, two inserts committed in a batch may appear with identical timestamps or with consecutive second-level timestamps (e.g., 12:00:01, 12:00:02). Timestamps serve as ordering aids only, since reconciliation relies on key-and-value agreement rather than time alone. We support both UNIX epoch (integer seconds since 1970) and RFC3339 (ISO-like string) encodings. The **user** field contains the identifier of the user who performed the action and supports attribution, though it is not required for authorization. The **key** field holds the record's unique identifier.

In key-value stores, the **old_value** and **new_value** fields contain the state of the record before and after the operation as scalar strings (e.g., "CANADA_00001"). In document stores, these values may appear as native JSON objects or as serialized JSON strings with escaped quotes (e.g., `{"_id": "part#000002000", ...}`); both encodings are supported.

Canonicalization. Values are compared using a deterministic canonicalization function `canon(·)` to avoid spurious mismatches from JSON key order, whitespace, or storage metadata. When a value arrives as a JSON string, the canonicalization step parses it and converts it to canonical JSON with sorted keys and minimal whitespace. When a value arrives as a JSON object, the same step converts it directly to canonical JSON. Scalar strings use byte-for-byte equality. Key normalization (e.g., case folding) may be applied before matching. Engine metadata fields such as **status**, **page_id**, **page_MD5**, and **page_offset** are excluded from equality tests to prevent false positives caused by layout or page-hash changes.¹ For document stores, the comparison uses whole canonical documents. Field-level diffs are not used unless the audit itself is field-level (see Section 5.4). In that case, matches are labeled “authorized (field-level)” in the results.

4.2.2. Excluded Engine-Specific Logs (WAL/Journals)

Although the WAL is a forensically valuable artifact, it is deliberately excluded as a primary evidence source in the **RADAR** framework for several reasons. First, WAL formats

¹This mirrors forensic practice that avoids flagging purely physical rearrangements as logical edits.

across NoSQL systems are often proprietary, binary, and undocumented, requiring specialized, database-specific tools for reliable parsing. Developing and maintaining such parsers for a general-purpose framework is outside the scope of this research. Second, many NoSQL databases, such as LMDB and MDBX, do not implement a WAL at all, while others, including ZODB and Berkeley DB, permit journaling or transactional logging to be disabled or bypassed under certain configurations, such as for performance optimization or bulk data operations. Even in engines that implement transactional logging for durability, such as RavenDB with its Write-Ahead Journal or etcd, which uses a Raft log to replicate and persist operations across cluster nodes, a privileged administrator can force log rotation and delete older log files, erasing evidence of unauthorized actions. Additionally, LiteDB and RealmDB do not provide a traditional, persistent write-ahead log, while NitriteDB, although supporting some logging, relies on application-level logs that are non-persistent and lack tamper resistance. Given these complexities and the ease with which WAL artifacts can be absent, altered, or suppressed, the **RADAR** framework instead emphasizes analysis of persistent storage artifacts, which provide a more universally applicable and resilient basis for malicious activity detection.

4.3. Acquisition & Carving (ANOC)

RADAR’s analysis begins with carved data generated by the **Automated NoSQL Carver (ANOC)**. As detailed in our previous work [1], ANOC is a novel tool designed to reconstruct database contents from raw bytes without relying on database APIs or logs. It operates in two phases. The first, a one-time *Parameter Collector*, utilizes the **INFERNOS** (Inference for NoSQL Storage) algorithm. INFERNOS automates the reverse-engineering of a database’s storage architecture by applying a series of statistical analyses and heuristics to the raw binary bytes. It infers critical parameters such as page size, record directory, and record-encoding formats without prior knowledge of the specific database type. The second phase is a read-only *Carver* that applies the structural profile generated by INFERNOS to extract records from a target image.

RADAR leverages this carved output to create a uniform logical view of the database state for reconciliation against the audit log. This view provides three essential components for each carved item: a **correlation key** compatible with the **key** field in the audit log, a **canonicalized value** for accurate content comparison, and a **status indicator** (e.g., ‘active’ or ‘deleted’) to distinguish current records from historical remnants. While RADAR’s attribution logic relies on these three components, it also uses other carved metadata, such as page-level hashes for in-place modification databases, to perform preliminary filtering and efficiently identify modified pages.

ANOC’s reliance on a learned profile, rather than hardcoded layouts, makes it highly extensible and has been successfully applied to ten representative NoSQL engines, including key-value stores (Berkeley DB, LMDB, MDBX, ZODB, Durus, etcd) and document stores (RavenDB, LiteDB, Realm, NitriteDB). The carver emits this data through a standardized interface, a design choice that keeps RADAR decoupled from engine internals. This carved output is the sole input RADAR requires from storage. For engines that preserve historical versions, RADAR applies a single-snapshot analysis (Section 5.2), while for those that perform in-place updates, it uses a comparative analysis of a *before* and *after* snapshot pair (Section 5.3). In all cases, the final reconciliation proceeds against the application audit log using the decision rules detailed in Section 5.4.

5. Threat Detection Methodology

5.1. Forensic Artifacts in NoSQL Storage

The forensic analysis of NoSQL systems is built upon a fundamental principle: every logical database operation leaves a corresponding physical footprint in the persistent storage layer. Because these low-level alterations cannot be easily bypassed, they serve as a reliable ground truth for verification. The principle of *storage remanence* ensures that residual artifacts persist until they are physically overwritten, and these remnants can be recovered through carving. The persistence and recoverability of these artifacts, however, depend critically on the engine’s underlying storage architecture. These architectures fall into two categories: systems using append-only and copy-on-write (CoW), and systems using in-place modification.

Append-Only and Copy-on-Write (CoW) Systems. These engines handle modifications by writing a new version of a record or data block, leaving the original data physically intact. This approach preserves a full historical record of prior states within the database file itself. Deleted records are not erased but are simply superseded by newer entries, making them directly recoverable from a single forensic snapshot.

In-Place Modification Systems. In contrast, these engines apply updates by overwriting data within an existing record slot or page, so prior values are not durably retained as addressable artifacts in the database file. Deletions typically invalidate a slot or return space to the allocator (marking it *free*). Although the old bytes may temporarily remain in unallocated space, they are unreferenced and may be overwritten at any time. Therefore, RADAR does not rely on these uncertain artifacts.

Consequently, to address this distinction in artifact preservation, RADAR employs two distinct methodologies, each specifically designed for the characteristics of the underlying

storage architecture: a single-snapshot analysis for systems that preserve history (**Method 1**), and a comparative analysis for those that do not (**Method 2**). Sections 5.2 and 5.3 detail these approaches and the reconciliation rules used to detect unattributed operations by cross-referencing carved artifacts with audit logs

5.2. Method 1: Single-Snapshot Analysis for Append-Only & CoW Databases

For storage architectures that preserve historical versions, such as append-only or Copy-on-Write (CoW) systems, **RADAR** can detect unattributed operations by analyzing a single forensic snapshot. This snapshot contains both active and historical records, allowing for a comprehensive reconstruction of the database’s state transitions. The goal of this method is to verify that every transition is justified by an entry in the application audit log. The analysis proceeds in three stages, formalized in Algorithms 1, 2, and 3.

First, the framework identifies all carved records with a “Deleted” status and flags any that cannot be matched to a corresponding ‘delete’ operation or the ‘old value’ of an ‘update’ operation in the log as an **Unattributed Delete**. Second, it examines all “Active” records and flags any that do not correspond to a logged ‘insert’ or the ‘new value’ of an ‘update’ as an **Unattributed Insert**. Finally, because a single unlogged update generates both an unattributed deleted record (the old value) and an unattributed active record (the new value) for the same key, a third algorithm correlates these findings, consolidating such pairs into a single **Unattributed Update**.

5.2.1. Detecting Unattributed Deletes

The first stage of the analysis identifies records that were marked as deleted in the database but whose deletion is not documented in the audit log. The detection process cross-references these carved remnants against the log to find discrepancies, as formalized in Algorithm 1. For a key-value store, the value is typically a scalar; for a document store, it is the entire document object. Since an update operation in these systems effectively deletes the old version of a document, the algorithm validates the entire state of the data at the time of deletion against both ‘delete’ and ‘update’ operations in the log.

Algorithm 1: Detect Unattributed Deletes

Input : C : carved record set
Input : L : audit log
Output: Δ_{del} : unattributed deletes

```
1  $\Delta_{\text{del}} \leftarrow \emptyset$ ;  
2  $S \leftarrow \emptyset$ ;  
3 foreach record  $r \in C$  do  
4   if  $r.\text{status} = \text{Delete} \wedge (r.\text{key}, r.\text{value}) \notin S \wedge \neg \exists l \in L : ((l.\text{op} =$   
       $\text{delete} \wedge l.\text{key} = r.\text{key} \wedge l.\text{value} = r.\text{value}) \vee (l.\text{op} = \text{update} \wedge l.\text{key} =$   
       $r.\text{key} \wedge l.\text{old\_value} = r.\text{value}))$  then  
5      $\Delta_{\text{del}} \leftarrow \Delta_{\text{del}} \cup \{r\}$ ;  
6      $S \leftarrow S \cup \{(r.\text{key}, r.\text{value})\}$ ;  
7   end  
8 end  
9 return  $\Delta_{\text{del}}$ ;
```

The algorithm receives as input the carved record set C and the audit log L , and produces the set Δ_{del} containing all deleted records that lack attribution in the log. The sets Δ_{del} and S are initialized as empty (lines 1–2), where S is used to track processed key-value pairs and prevent duplicate reporting. The main loop iterates through each carved record r in C (line 3). For each record, the conditional in line 4 verifies that the record’s status is **Delete**, its (**key**, **value**) pair has not already been processed (i.e., is not in S), and there does not exist any log entry l in L that can account for the deletion. Specifically, attribution is only established if there is either an explicit **delete** operation in the log with the same key and value, or an **update** operation with the same key and a matching **old_value**. If neither condition holds, the record r is added to Δ_{del} (line 5), and its (**key**, **value**) pair is added to S (line 6) to ensure uniqueness in subsequent iterations. Once all records in C have been evaluated, the algorithm returns the set Δ_{del} (line 9), representing the unique deleted records for which no corresponding action exists in the audit log.

For key-value stores, the **value** field typically holds a scalar. For document stores, the value is the complete document (e.g., a JSON object), so the algorithm ensures that the entirety of the deleted state is compared for attribution. This approach supports precise forensic reconstruction by ensuring that only unexplained, non-redundant deleted records are reported as unattributed.

Example (Key-Value Store). As shown in Figure 4, the audit log and ANOC output are cross-referenced to identify unattributed deletes. The deleted records for (K001, **Austin**) and (K002, **Houston**) are explained by matching log entries. However, the deleted records (K004, **Plano**) and (K006, **Memphis**) are not supported by any log entry, as there are no

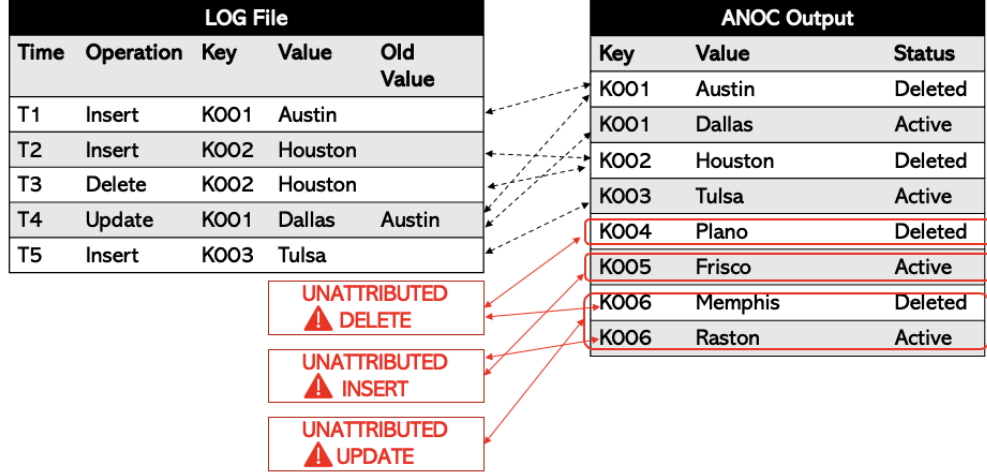


Figure 4: Unattributed Operations (Key-Value Store)

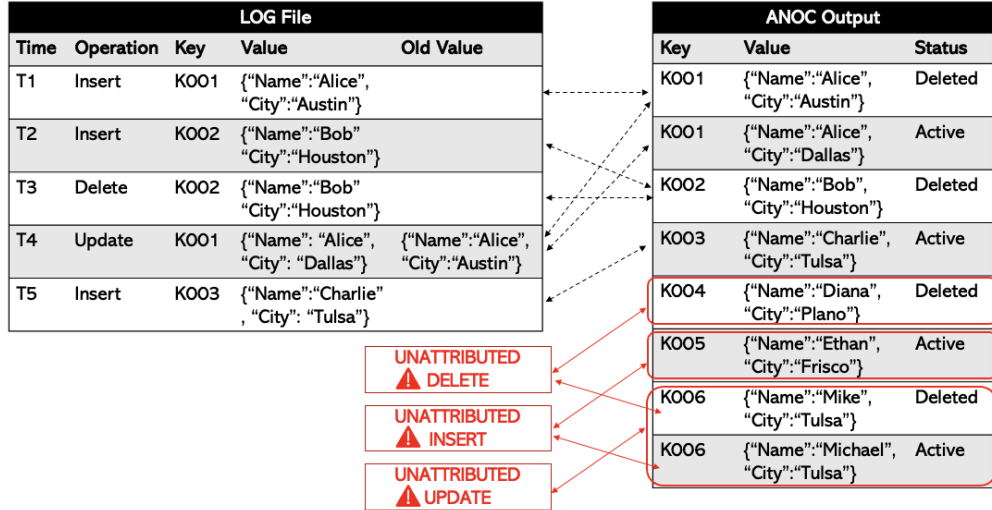


Figure 5: Unattributed Operations (Document Store)

corresponding delete or update (old_value) operations for them. According to Algorithm 1, they are therefore reported as unattributed deletes.

Example (Document Store). In the document store scenario (see Figure 5), each value is a complete document. The deleted records for K001 and K002 are accounted for by the log. However, the deleted documents (K004, {"Name": "Diana", "City": "Plano"}) and (K006, {"Name": "Mike", "City": "Tulsa"}) are not explained by any log entry. As a result, the algorithm flags these documents as unattributed deletes.

5.2.2. Detecting Unattributed Inserts

The second stage of the analysis focuses on “active” records carved by ANOC. These records may represent legitimate insertions, the after-state of an update, or records created

by an unlogged malicious process. To distinguish between these possibilities, it is essential to cross-reference each carved active record with both ‘insert’ and ‘update’ operations in the audit log. An active record is flagged as an unattributed insert only when it cannot be explained by either type of logged operation, as formalized in Algorithm 2.

Algorithm 2: Detect Unattributed Inserts

Input : C : carved record set
Input : L : audit log
Output: Δ_{ins} : unattributed inserts

```

1  $\Delta_{\text{ins}} \leftarrow \emptyset$ ;
2  $S \leftarrow \emptyset$ ;
3 foreach record  $r \in C$  do
4   if  $r.\text{status} = \text{Active} \wedge (r.\text{key}, r.\text{value}) \notin S \wedge \neg \exists l \in L : ((l.\text{op} =$ 
       $\text{insert} \wedge l.\text{key} = r.\text{key} \wedge l.\text{value} = r.\text{value}) \vee (l.\text{op} = \text{update} \wedge l.\text{key} =$ 
       $r.\text{key} \wedge l.\text{new\_value} = r.\text{value}))$  then
5      $\Delta_{\text{ins}} \leftarrow \Delta_{\text{ins}} \cup \{r\}$ ;
6      $S \leftarrow S \cup \{(r.\text{key}, r.\text{value})\}$ ;
7   end
8 end
9 return  $\Delta_{\text{ins}}$ ;

```

The algorithm receives as input the carved record set C and the audit log L , and produces the set Δ_{ins} containing all active records that lack attribution in the log. The sets Δ_{ins} and S are initialized as empty (lines 1–2), where S is used to track processed key-value pairs and prevent duplicate reporting. The main loop iterates through each carved record r in C (line 3). For each record, the conditional in line 4 verifies that the record’s status is **Active**, its (**key**, **value**) pair has not already been processed (i.e., is not in S), and there does not exist any log entry l in L that can account for the insertion. Specifically, attribution is only established if there is either an explicit **insert** operation in the log with the same key and value, or an **update** operation with the same key and a matching **new_value**. If neither condition holds, the record r is added to Δ_{ins} (line 5), and its (**key**, **value**) pair is added to S (line 6) to ensure uniqueness in subsequent iterations. Once all records in C have been evaluated, the algorithm returns the set Δ_{ins} (line 9), representing the unique active records for which no corresponding action exists in the audit log.

For key-value stores, the **value** field typically holds a scalar. For document stores, the value is the complete document (e.g., a JSON object), so the algorithm ensures that the entirety of the active state is compared for attribution. This approach supports precise forensic reconstruction by ensuring that only unexplained, non-redundant active records are reported as unattributed.

Example (Key-Value Store). As shown in Figure 4, the ANOC output is cross-referenced with the audit log to identify unexplained active records. Each (**key**, **value**) pair with **Active** status is checked for a matching **insert** or **update** (**new_value**) operation in the log. While records such as (K001, Dallas) and (K003, Tulsa) are explained by the audit log, the active records (K005, Frisco) and (K006, Raston) have no corresponding log entries. As specified by Algorithm 2, these records are therefore flagged as *unattributed inserts*.

Example (Document Store). As illustrated in Figure 5, the ANOC output reconstructs a set of active documents from storage. Each active (**key**, **document**) pair is compared to the audit log to determine if its presence is supported by a corresponding **insert** or **update** (**new_value**) operation. While most active documents are explained by matching log entries, the records (K005, {"Name": "Ethan", "City": "Frisco"}) and (K006, {"Name": "Michael", "City": "Tulsa"}) appear as active records in storage but lack any corresponding operation in the log. According to Algorithm 2, these records are reported as *unattributed inserts*.

5.2.3. Detecting Unattributed Updates

In modern NoSQL systems, especially those using append-only or copy-on-write architectures an UPDATE operation typically leaves two forensic artifacts for the same key: a deleted “before” version (old value) and an active “after” version (new value). After the initial analysis has identified all unattributed deletes and inserts, the framework’s final step is to correlate these findings. Consequently, an unattributed update is defined as a pair, consisting of a record from Δ_{del} and a record from Δ_{ins} , that share the same key but have different values. This approach isolates update pairs by correlating the initial result sets without re-scanning the much larger carved set C . Algorithm 3 outlines the procedure for matching these update pairs.

Algorithm 3: Detect Unattributed Updates

Input : Δ_{del} : unattributed deletes
Input : Δ_{ins} : unattributed inserts
Output: $R_{\text{del}}, R_{\text{ins}}, R_{\text{upd}}$: final disjoint sets

```
1  $R_{\text{del}} \leftarrow \Delta_{\text{del}};$ 
2  $R_{\text{ins}} \leftarrow \Delta_{\text{ins}};$ 
3  $R_{\text{upd}} \leftarrow \emptyset;$ 
  // Build a map of active records for fast lookup
4  $\text{ins\_map} \leftarrow \text{new Map<Key, List<Record>};$ 
5 foreach  $\text{record } r \in R_{\text{ins}}$  do
6   | add  $r$  to  $\text{ins\_map}[r.\text{key}]$ ;
7 end
  // Find and consolidate update pairs
8 foreach  $\text{record } r_{\text{del}}$  in  $\Delta_{\text{del}}$  do
9   | if  $\text{ins\_map}$  contains  $r_{\text{del}}.\text{key}$  then
10    | foreach  $\text{record } r_{\text{act}}$  in  $\text{ins\_map}[r_{\text{del}}.\text{key}]$  do
11      | if  $r_{\text{del}}.\text{value} \neq r_{\text{act}}.\text{value}$  then
12        |  $R_{\text{upd}} \leftarrow R_{\text{upd}} \cup \{(r_{\text{del}}, r_{\text{act}})\};$ 
13        |  $R_{\text{del}} \leftarrow R_{\text{del}} \setminus \{r_{\text{del}}\};$ 
14        |  $R_{\text{ins}} \leftarrow R_{\text{ins}} \setminus \{r_{\text{act}}\};$ 
15        | break;
16      | end
17    | end
18  | end
19 end
20 return  $R_{\text{del}}, R_{\text{ins}}, R_{\text{upd}};$ 
```

It processes the sets of unattributed deletes and inserts to produce three mutually exclusive sets: R_{del} (final unexplained deletes), R_{ins} (final unexplained inserts), and R_{upd} (update pairs). The sets R_{del} and R_{ins} are initialized as copies of Δ_{del} and Δ_{ins} , respectively, and R_{upd} is initialized as empty (lines 1–3). For efficient lookup, an auxiliary map ins_map is created and populated to group the active insert records by their key. This enables rapid lookup of potential update candidates for each deleted record.

The main loop iterates over each record r_{del} in Δ_{del} (line 8). For each candidate delete, the algorithm checks whether ins_map contains any active record with the same key (line 9). If so, it examines each corresponding active record r_{act} (line 10), and compares their values (line 11). If the values are different, the two records constitute a candidate update pair: this pair $(r_{\text{del}}, r_{\text{act}})$ is added to R_{upd} (line 12), and both r_{del} and r_{act} are removed from R_{del} and R_{ins} , respectively (lines 13–14), to maintain the disjoint property. The inner loop is terminated immediately (line 15) to enforce a one-to-one mapping per key.

After all possible update pairs have been identified, the algorithm returns the refined, mutually exclusive sets of unexplained deletes, inserts, and updates (line 20). This approach ensures that each unexplained update is attributed to exactly one deleted and one active record with the same key but different values, enabling clear forensic separation of unexplained modifications.

Example (Key-Value Store). The same figure illustrates the process for identifying *unattributed updates*. In Figure 4, the pair (K006, **Memphis**) [deleted] and (K006, **Raston**) [active] share the same key but have different values. The initial detection flags both as individual unattributed findings. As outlined in Algorithm 3, the framework then consolidates these two findings into a single unattributed update pair, revealing a state transition that cannot be explained by the audit log.

Example (Document Store). The same figure demonstrates the process for consolidating *unattributed updates*. In Figure 5, the pair (K006, {"Name": "Mike", "City": "Tulsa"}) [deleted] and (K006, {"Name": "Michael", "City": "Tulsa"}) [active] share the same key but have different values. As described in Algorithm 3, this combination is flagged as an *unattributed update*, reflecting an unlogged or unauthorized change that is detectable only via forensic carving.

5.3. Method 2: Comparative Analysis for In-Place Modification Databases

For storage engines that perform in-place modifications, historical versions of records are overwritten and destroyed, making the single-snapshot analysis of Method 1 ineffective. To detect unattributed operations in such cases, RADAR employs a **comparative analysis** methodology. This approach requires two forensic snapshots carved by ANOC: a trusted baseline (“before”) state and a suspicious (“after”) state. By comparing these snapshots at the page level, RADAR can identify physical changes and then correlate them with the audit log to find discrepancies. The comparative analysis process, formally defined in Algorithm 4, begins by comparing the MD5 hash of each page between the two snapshots. A hash mismatch triggers a detailed, record-level analysis of that page to determine if the detected changes, e.g., updates, inserts, or deletes have corresponding legitimate log entries. If no such entry exists, the operation is flagged as unattributed. This method allows RADAR to detect unlogged activities even in databases that destroy historical evidence.

The algorithm’s methodology is detailed as follows. It commences by parsing the entire audit log into a key-indexed map, L_{map} , to facilitate efficient lookups (line 1). It also initializes empty sets to store any discovered unattributed updates, inserts, or deletes.

The core of the analysis involves iterating through each page, p_{before} , in the baseline snapshot S_{before} (line 3). For each page, its corresponding page, p_{after} , is retrieved from

Algorithm 4: Analysis for In-Place Modification

Input : S_{before} : Carved snapshot of the “before” state
Input : S_{after} : Carved snapshot of the “after” state
Input : L : Audit log
Output: $U_{\text{updates}}, U_{\text{inserts}}, U_{\text{deletes}}$: Sets of unattributed operations

```
1  $L_{\text{map}} \leftarrow \text{ParseAuditLog}(L);$ 
2  $U_{\text{updates}}, U_{\text{inserts}}, U_{\text{deletes}} \leftarrow \emptyset, \emptyset, \emptyset;$ 
3 foreach page  $p_{\text{before}}$  in  $\text{GetPages}(S_{\text{before}})$  do
4    $p_{\text{after}} \leftarrow \text{GetPageByIndex}(S_{\text{after}}, p_{\text{before}}.\text{index});$ 
   // Analyze page only if its content has changed
5   if  $\text{GetPageHash}(p_{\text{before}}) \neq \text{GetPageHash}(p_{\text{after}})$  then
6      $R_{\text{before}} \leftarrow \text{GetRecordsOnPage}(p_{\text{before}});$ 
7      $R_{\text{after}} \leftarrow \text{GetRecordsOnPage}(p_{\text{after}});$ 
8      $K \leftarrow R_{\text{before}}.\text{keys} \cup R_{\text{after}}.\text{keys};$ 
9     foreach key  $k \in K$  do
10       $r_b, r_a \leftarrow R_{\text{before}}[k], R_{\text{after}}[k];$ 
11      if  $r_b$  exists and  $r_a$  exists and  $r_b.\text{value} \neq r_a.\text{value}$  then
12        if not  $\text{IsOperationLogged}(L_{\text{map}}, k, \text{'update'})$  then
13           $U_{\text{updates}} \leftarrow U_{\text{updates}} \cup \{(k, r_b, r_a)\};$ 
14        end
15      else if  $r_b$  exists and  $r_a$  does not exist then
16        if not  $\text{IsOperationLogged}(L_{\text{map}}, k, \text{'delete'})$  then
17           $U_{\text{deletes}} \leftarrow U_{\text{deletes}} \cup \{(k, r_b)\};$ 
18        end
19      else if  $r_a$  exists and  $r_b$  does not exist then
20        if not  $\text{IsOperationLogged}(L_{\text{map}}, k, \text{'insert'})$  then
21           $U_{\text{inserts}} \leftarrow U_{\text{inserts}} \cup \{(k, r_a)\};$ 
22        end
23      end
24    end
25 end
26 return  $U_{\text{updates}}, U_{\text{inserts}}, U_{\text{deletes}};$ 
```

the “after” snapshot S_{after} by its index. A crucial optimization is performed in line 5: the algorithm compares the MD5 hash of p_{before} with that of p_{after} . A granular, record-level analysis is initiated only if the hashes differ, indicating that the page’s content has been modified. This page-level hashing dramatically reduces the scope of the investigation to only those pages with evident changes.

Upon detecting a hash mismatch, the algorithm proceeds to a detailed forensic examination. It extracts all records from both the “before” and “after” versions of the page, storing them in sets R_{before} and R_{after} . To ensure no operation is missed, it creates a union of all

record keys present in either set (line 8). It then iterates through each unique key k (line 9) to assess its state transition. There are three possible changes for any given key:

- **Update:** If a record with key k exists in both snapshots but its value has changed (line 11), the algorithm queries the log map to verify if a legitimate ‘update’ operation was recorded. If not, the change is flagged as an unattributed update, capturing its key and both its before and after values.
- **Delete:** If a record with key k exists in the baseline snapshot but is absent from the “after” snapshot (line 15), it signifies a deletion. The algorithm checks the log for a corresponding ‘delete’ entry. If none is found, the operation is added to the set of unattributed deletes.
- **Insert:** If a record with key k is present in the “after” snapshot but not in the baseline (line 19), it is identified as an insertion. The log is checked for an ‘insert’ operation for that key. An absence of such a log entry results in the operation being classified as an unattributed insert.

Finally, after analyzing all modified pages, the algorithm returns the three sets containing all identified unattributed updates, inserts, and deletes, providing a comprehensive account of unlogged activities.

5.4. *Audit-Forensic Reconciliation & Attribution (Decision Rules)*

In its final stage, reconciliation, **RADAR** systematically cross-references the low-level evidence carved by ANOC against the high-level application audit log. This process applies a set of formal decision rules that attribute each physical state change to a logged operation and flags any artifact it cannot reconcile as an unattributed operation for forensic review. Two key principles form the foundation of **RADAR**’s matching logic. First, to prevent false positives from insignificant variations in whitespace or key ordering in structured data like JSON, the framework normalizes all values into a canonical string format before comparison. Second, **RADAR**’s analysis logic generates a content-only “fingerprint” of each record, explicitly excluding storage-layer metadata fields such as page identifiers or on-disk offsets. This design prevents the framework from misidentifying routine database operations, like compaction, as logical data modifications.

With these matching semantics, the framework applies its attribution logic. It flags an **Unattributed Delete** if a record is absent in a later state but its canonical value does not match a logged ‘delete’ operation or the ‘old_value’ of a corresponding ‘update’ operation. Conversely, it flags an **Unattributed Insert** if a new record appears but its value does not

correspond to a logged ‘insert’ or the ‘new_value’ of an ‘update’. The framework identifies an **Unattributed Update** either by correlating a delete and insert for the same key in single-snapshot analysis or by detecting a change in a record’s content fingerprint between two snapshots where no ‘update’ operation is logged. The framework’s reliance on state-based reconciliation using keys and canonical values instead of timestamps makes it inherently resilient to operational variances such as clock skew and batch operations. This design is fundamental to its ability to function within the primary threat model of incomplete or suppressed logs, as it treats the carved storage as the ultimate source of ground truth.

6. Experiments

Our experiments evaluate the framework across both key-value and document-oriented NoSQL databases to capture a wide range of underlying storage architectures. The selected engines collectively represent contrasting design paradigms, including in-place modification, append-only logging, and copy-on-write versioning. This diversity ensures that the framework’s recovery and correlation capabilities are validated under multiple operational models and data layouts. We conducted all experiments on both Windows and Linux systems to verify portability. The experimental environment for the performance metrics reported in this section consisted of a workstation running Ubuntu 22.04 LTS, equipped with an AMD Ryzen 9 7950X3D processor (16 cores, 32 threads @ 4.2 GHz) and 64 GB of RAM.

Dataset. We used the Star Schema Benchmark (SSBM)[38] to generate the experimental dataset. The relational structure of the SSBM data was adapted to fit the two NoSQL models used in our experiments: document and key-value. For the document database, we converted each row from an SSBM table into a single JSON document, where the original column names became the fields of the document. For the key-value databases, we transformed each row into a single key-value pair by selecting two representative columns to serve as the key and value, as detailed in Table 3.

SSBM Table	Key Column	Value Column
Customer	name	nation
Supplier	name	city
Part	partkey	name
Date	datekey	date
Lineorder	orderkey	shipmode

Table 3: SSBM table mapping for LMDB and ZODB.

To create a unique and identifiable key for each record across all models, we standardized the key-generation process. For tables with integer primary keys such as **Part**,

DB	Snapshot (MB)	ANOC (m)	Artifacts (MB)	Log File (MB)	RADAR (m)	Total (m)
LMDB	1 file (100)	0.11	212	187	2.25	2.36
ZODB	1 file (121)	0.24	235	190	2.42	2.66
BerkeleyDB	2 files (62, 64)	0.12 + 0.14	105 + 108	184	0.71	1
MDBX	1 file (70)	0.15	126	180	1.29	1.44
etcd	1 file (135)	0.41	239	186	2.48	2.89
Durus	1 file (120)	0.21	231	189	2.36	2.57
LiteDB	2 files (603, 607)	30.71 + 31.33	1751 + 1752	712	2.21	64.25
RavenDB	1 file (512)	32.16	1755	711	41.33	73.49
Realm	1 file (159)	33.41	1757	713	42.17	75.58
NitriteDB	1 file (724)	34.93	1758	712	42.89	77.82

Table 4: Experiment 1 summary (sizes in MB, times in minutes)

Date, and **Lineorder**, we prefixed the table name to the zero-padded integer key (e.g., "Part#00000001"). For tables like **Customer** and **Supplier**, the existing name field served as the key. This consistent keying scheme allowed for uniform referencing of records regardless of the underlying database model.

Acquisition. All snapshots in this section were captured by the SA under the host-level policy in Section 3 (Figure 2, Table 1). Events classified as *Normal* serve as baselines and are logged only; *Maintenance* operations produce informational snapshots; and *Suspicious* events (e.g., non-service writers, audit suppression, binary-integrity mismatches, or drift anomalies) trigger immediate forensic snapshots. Accordingly, by default we analyze a single *After* snapshot captured automatically upon the first *Suspicious* event. A *Baseline* snapshot (captured as an informational snapshot under an approved *Maintenance* window) is included only for experiments that require comparative analysis, specifically the in-place modification and the deletion case.

6.1. Experiment 1: Execution Time Measurement

The goal of this experiment is to measure the total execution time of RADAR framework across *ten* NoSQL databases spanning different storage architectures (e.g., Copy-on-Write, append-only, and in-place modification). We first populated each database with one million records and then executed a mixed workload of several thousand logged and unlogged inserts, updates, and deletes to produce residual artifacts and a corresponding application audit log. The total processing time is computed as the sum of two stages aligned with RADAR’s workflow (Figure 3): (i) ANOC carving of the raw database snapshot(s), and (ii) RADAR correlation over the carved artifacts and the audit log to identify unattributed operations.

Table 4 summarizes snapshot sizes (MB), ANOC carving time (minutes), carved artifact sizes (MB), log sizes (MB), **RADAR** correlation time (minutes), and the combined total time (minutes). For in-place engines (LiteDB and BerkeleyDB), we collected “before” and “after” snapshots. When a snapshot comprises multiple files, ANOC processes each file and the carving time and artifact sizes are summed for the total. Most engines with smaller snapshots (LMDB, ZODB, BerkeleyDB, MDBX, etcd, and Durus) complete in under 3 minutes. In contrast, the largest snapshots drive the longest runtimes. LiteDB’s total is dominated by two-snapshot carving (64.25 minutes total), while RavenDB, Realm, and NitriteDB are dominated by correlation over ~ 1750 MB of carved artifacts plus ~ 711 MB of logs (73.49–77.82 minutes total).

LiteDB and BerkeleyDB achieve lower **RADAR** correlation time despite requiring two snapshots because **RADAR** first performs a fast MD5 page-hash comparison and only performs record-level analysis on pages with hash mismatches. For engines analyzed using a single snapshot (e.g., Copy-on-Write or append-only stores), **RADAR** must reconcile the full set of carved (often historical) artifacts against the audit log, which is inherently more expensive.

6.2. Experiment 2: Detecting Unattributed Operations in Append-Only Architectures

The goal of this experiment is to evaluate **RADAR**’s effectiveness in detecting unlogged deletions and modifications within append-only architectures (*ZODB* and *NitriteDB*) under two distinct storage scenarios. In **Scenario A**, the database operates normally by appending new record revisions to the end of the file (no packing or compaction), allowing prior record states to persist as residual artifacts at earlier file offsets. In **Scenario B**, an adversary attempts to conceal tampering by invoking a maintenance operation (*ZODB pack* or *NitriteDB MVStore compaction*) that rewrites the database and prunes these historical bytes. Table 5 provides an overview of these scenarios and the resulting detection outcomes. As shown, **RADAR** adapts its detection logic by extracting deleted artifacts when history is preserved (Scenario A) and falling back to identifying unexplained active records as unattributed inserts when history is erased (Scenario B).

Scenario	Operation	Logging	ANOC Result	RADAR Result
A. Deletion (History Preserved)	Delete 1 (Legitimate)	Enabled	Active + Deleted (Historical)	Matched Log
	Delete 2 (Malicious)	Disabled	Active + Deleted (Historical)	10 Unattributed Deletes
B. Maintenance (History Erased)	Update (Malicious)	Disabled	Active Only (History Pruned)	Unattributed Insert (Update Detected as Insert)
	Insert (Malicious)	Disabled	Active Only (History Pruned)	Unattributed Insert

Table 5: Results summary for detecting unattributed operations in ZODB and NitriteDB.

Procedure. We used the SSBM **Customer** table and populated each database with 30,000 initial records. In ZODB, each entry used the customer name as the key and the nation as the value. In NitriteDB, each customer record was stored as a document. We executed the two scenarios as independent runs, each starting from a fresh baseline database state, and captured a single forensic snapshot at the end of each run. For each snapshot, we supplied the database files to ANOC to reconstruct logical records directly from storage. RADAR then reconciled the carved artifacts against the corresponding application audit log.

- **Scenario A (History Preserved: Unlogged Deletions).**
 - **Delete 1 (Legitimate):** Deleted keys `Customer#000000100`–`Customer#000000120` (21 records) with logging enabled.
 - **Delete 2 (Malicious):** Deleted keys `Customer#000000121`–`Customer#000000130` (10 records) with logging disabled.
 - **Snapshot:** Captured a snapshot immediately after Malicious Delete. No packing or compaction was performed.
- **Scenario B (History Erased: Post-Maintenance Tampering).**
 - **Update (Malicious):** Modified `Customer#000000200` from `NATION="GERMANY"` to `NATION="MALICIOUS_UPDATE"` with logging disabled.
 - **Insert (Malicious):** Inserted `Customer#999999` with `NATION="ROGUE_AGENT"` with logging disabled.
 - **Maintenance:** Executed ZODB `pack` and MVStore compaction in NitriteDB to rewrite live data and prune historical chunks.
 - **Snapshot:** Captured a snapshot immediately after maintenance completed.

Results: Scenario A (Detection with History). In the absence of maintenance operations, both databases preserved historical bytes that provided physical evidence of deletion. For ZODB, each transaction appended new object revisions sequentially, leaving prior revisions intact at lower file offsets. For NitriteDB, MVStore retained earlier versions and chunks. Consequently, ANOC recovered both the active records and the deleted-state remnants for the targeted keys. It labeled a record state as *Deleted* when it remained physically present as a prior revision in storage but did not appear in the latest committed database state. RADAR utilized Algorithm 1 to compare these carved *Deleted* artifacts against the audit log. It matched all 21 legitimate deletions (Delete 1) to their logged `delete(key,value)` events and flagged the 10 malicious deletions (Delete 2) as **Unattributed Deletes** because no

log entries existed for those deleted pairs. These results confirm that when historical bytes persist, **RADAR** can recover exact deleted values and identify unauthorized removals through audit-log divergence.

Results: Scenario B (Detection after Historical Erasure). The execution of ZODB pack and MVStore compaction removed the physical history. Consequently, **ANOC** recovered only the active records corresponding to the final state, with no deleted-state artifacts remaining to form update pairs. Despite this loss of history, **RADAR** detected the unlogged changes by comparing the carved active state to the audit log. Using Algorithm 2, **RADAR** flagged both **Customer#000000200** and **Customer#999999** as **Unattributed Inserts**, since neither had a corresponding `update(new_value)` or `insert` explanation in the log. Algorithm 3 could not form deleted-active pairs for **Customer#000000200** because packing/compaction eliminated the prior versions.

6.3. Experiment 3: Detecting Unattributed Operations in CoW Page-Based Architectures

The goal of this experiment is to evaluate **RADAR**’s capability to detect unlogged deletions and modifications in B⁺-tree architectures (*LMDB* and *MDBX*) under two distinct storage scenarios governed by the Copy-on-Write (CoW) mechanism. In **Scenario A**, the database handles updates and deletions by rewriting affected leaf pages to new locations while leaving prior versions physically intact as “stale” pages, enabling the direct recovery of deleted artifacts. In **Scenario B**, we simulate an adversary attempting to conceal tampering by generating heavy write activity that induces page reuse, causing stale pages to be reclaimed and overwritten and thereby removing pre-update remnants. Table 6 summarizes how **RADAR** detects tampering across these transient storage states. As shown, **RADAR** flags unlogged deletions and updates by recovering stale-page artifacts when prior versions persist (Scenario A and Snapshot T_1 in Scenario B), and after page reuse overwrites those remnants (Snapshot T_2), it falls back to reporting the same tampering as **Unattributed Inserts** because update pairing is no longer possible.

Scenario	Operation	Logging	ANOC Result	RADAR Result
A. Deletion (Stale Pages Intact)	Delete 1 (Legitimate)	Enabled	Active + Deleted (Stale Pages)	Authorized (Matched Log)
	Delete 2 (Malicious)	Disabled	Active + Deleted (Stale Pages)	10 Unattributed Deletes
B. Update & Reuse (Pre/Post Reuse)	Update 1 (Legitimate)	Enabled	Active + Deleted (Stale Pages)	Authorized (Matched Log)
	Update 2 (Malicious) (T_1)	Disabled	Active + Deleted (Stale Pages)	10 Unattributed Updates
	Insert (Malicious) (T_2)	Disabled	Active Only (Stale Overwritten)	Unattributed Insert (Update Reported as Insert)

Table 6: Results summary for detecting unattributed operations in LMDB and MDBX.

Procedure. We utilized the SSBM **Supplier** table, populating both databases with 20,000 initial records. We then executed two scenarios:

- **Scenario A (Stale Pages Intact: Unlogged Deletion).**
 - **Delete 1 (Legitimate):** Deleted keys `Supplier#000000010` to `Supplier#000000030` with logging enabled.
 - **Delete 2 (Malicious):** Deleted keys `Supplier#000000110` to `Supplier#000000119` with logging disabled.
 - **Snapshot:** Captured immediately after Delete 2. No heavy write load was induced, ensuring stale pages remained unreclaimed.
- **Scenario B (Pre/Post Reuse: Unlogged Operations).**
 - **Update 1 (Legitimate):** Updated keys `Supplier#000000200` to `Supplier#000000220` with logging enabled.
 - **Update 2 (Malicious):** Updated keys `Supplier#000000221` to `Supplier#000000230` with logging disabled.
 - **Snapshot T_1 (Pre-Reuse):** Opened a long-lived read transaction *before* issuing Update 1 and 2 and kept it open to pin pre-update pages. This prevents those pages from being reclaimed for reuse, ensuring both versions remain observable at T_1 . Captured a snapshot after both updates committed.
 - **Insert (Force Reuse):** Closed the read transaction and inserted 5,000 new records (`Supplier#000020001` to `Supplier#000025000`) to induce freelist reuse and overwrite stale pages.
 - **Snapshot T_2 (Post-Reuse):** Captured a snapshot after the insert burst completed.

Results: Scenario A (Detection via Stale Pages). In the absence of heavy subsequent writes, both LMDB and MDBX retained leaf pages containing the deleted records. Although these pages were no longer reachable from the active B⁺-tree root, ANOC identified formatted leaf pages not traversed in the active set and labeled their records as *Deleted*. RADAR utilized Algorithm 1 to compare these artifacts against the audit log. It matched the legitimate deletions (Delete 1) to logged events and flagged the malicious deletions (Delete 2) as **Unattributed Deletes**. This confirms that CoW architectures preserve deletion evidence in stale pages until storage pressure forces reclamation.

Results: Scenario B (Resilience to Page Reuse). At snapshot T_1 , the databases exhibited a dual-state footprint: active pages stored the new values, while stale pages retained pre-update values. RADAR paired these versions using Algorithm 3 and flagged the unlogged modifications as **Unattributed Updates**. At snapshot T_2 , the insertion workload induced freelist reuse and overwrote the stale pages holding the pre-update remnants for `Supplier#000000221` to `Supplier#000000230`. ANOC recovered only the active state, and RADAR flagged the same ten keys as **Unattributed Inserts** via Algorithm 2, since no corresponding `insert` or `update(new_value)` explanation existed in the log. Without the deleted-side remnants at T_2 , update pairing is no longer possible, so the same unlogged modifications are surfaced through the remaining active records.

6.4. Experiment 4: In-Place Modification Detection

The goal of this experiment is to evaluate RADAR’s ability to detect subtle, unlogged modifications in in-place storage engines (*LiteDB* and *Berkeley DB*). Unlike append-only or Copy-on-Write designs, in-place engines overwrite bytes within an existing page, so pre-change content does not persist within a single snapshot. RADAR therefore compares a *before* snapshot (T_1) and an *after* snapshot (T_2), uses page-level hashing to localize changed pages, and performs record-level differencing to reconcile benign page activity with the audit log. Table 7 summarizes the experimental result. As shown, RADAR isolates the modified page, reconciles the logged deletions, and flags the unlogged in-place edit as an **Unattributed Update**.

Scenario	Operation	Logging	ANOC Result	RADAR Result
In-Place Modification	Snapshot (Baseline) (T_1)	Enabled	–	–
	Update (Malicious): part#000000500	Disabled	–	–
	Delete (Legitimate): part#000000501–502 (Same Page)	Enabled	–	–
	Compare snapshots: T_1 vs. T_2	–	All active records from T_1 & T_2	1 Unattributed Update

Table 7: Results summary for detecting unattributed operations in LiteDB and Berkeley DB.

Procedure. We used the **Parts** dataset with 20,000 records. In LiteDB, each record was stored as a document; in Berkeley DB, each entry used `partkey` as the key and `p_name` as the value. The following sequence was executed:

- **Snapshot T_1 (Baseline):** Captured the baseline snapshot (T_1) before performing any operations.

- **Update (Malicious):** Edited `part#000000500` in place, changing `P_Name` from "azure spring" to "SM PKG" without a corresponding audit log.
- **Delete (Legitimate):** Performed two ordinary, logged deletions on that same data page (`part#000000501` and `part#000000502`) to create benign page activity.
- **Snapshot T_2 :** Captured an **after** snapshot, T_2 and ran **ANOC** to compute per-page hashes and reconstruct records for both snapshots.

ANOC computed an MD5 hash for every data page within each snapshot. RADAR then accepted both the **before** and **after** snapshots as input, compared their respective page-hash maps to identify pages whose contents had changed, and enumerated the records located on those changed pages. From these differences, RADAR derived record-level deltas representing what existed only in the baseline snapshot (Δ^-) and what appeared only in the modified snapshot (Δ^+), which it subsequently reconciled with the audit log.

$$\Delta^- = \bigcup_{p \in \text{ChangedPages}} \{(k, v_{\text{before}}) \mid \text{record on page } p \text{ exists only in before}\},$$

$$\Delta^+ = \bigcup_{p \in \text{ChangedPages}} \{(k, v_{\text{after}}) \mid \text{record on page } p \text{ exists only in after}\}.$$

RADAR reconciled these deltas with the audit log: it first applied Algorithm 2 to surface *unattributed inserts* (Δ^+ without matching log evidence), then applied Algorithm 3 by pairing keys across Δ^- and Δ^+ with differing values to identify *unattributed updates*. Legitimate deletions and inserts on the same page reconciled to their corresponding log entries and were excluded.

LiteDB Results.. Page-level hashing narrowed the search to a single modified data page (e.g., **page 25**). Within that page, RADAR matched the logged deletions of `part#000000501` and `part#000000502` to the audit log and removed them from consideration. It then paired `(part#000000500, "azure spring")` $\in \Delta^-$ with `(part#000000500, "SM PKG")` $\in \Delta^+$ and found no corresponding `update(new_value)` event. Algorithm 3 therefore classified `part#000000500` as an **Unattributed Update**, revealing the malicious in-place edit. Index-maintenance pages also changed between snapshots but produced no record-level discrepancies and were ignored.

Berkeley DB Results.. The same procedure isolated a modified data page containing `part #000000500`. RADAR reconciled the two logged deletions on that page and then compared the **before/after** values for `part#000000500`. As in LiteDB, it observed the transition "azure spring" \rightarrow "SM PKG" with no matching audit update and flagged the key as an

Unattributed Update via Algorithm 3. Because Berkeley DB applies in-place overwrites, no historical bytes were available in a single snapshot; the detection hinged on the two-snapshot differential and page scoping.

These results show that in-place engines, whether document-oriented (LiteDB) or key-value (Berkeley DB), do not retain pre-change bytes within a single snapshot. By hashing pages and differencing records across *before/after* snapshots, ANOC and RADAR isolate the exact key and field that changed and attribute only the legitimate page activity to the audit log. The remaining per-key value transition, lacking a corresponding log event, is surfaced as an *Unattributed Update*.

7. Future Work

While RADAR demonstrates strong capabilities for detecting unlogged operations, several avenues for future research and development remain.

Real-time Detection. Currently, RADAR operates on forensic snapshots captured after suspicious events. Future work could explore continuous monitoring approaches that perform incremental analysis as database files change, enabling real-time threat detection and reducing the window of vulnerability.

Encrypted Database Support. Many production databases employ encryption at rest, which presents challenges for direct storage carving. Investigating methods to extend RADAR to encrypted environments, perhaps through integration with key management systems or analysis of encrypted page structures, would broaden its applicability.

Distributed and Clustered Systems. Modern NoSQL deployments often span multiple nodes with complex replication and sharding strategies. Extending RADAR to correlate artifacts across distributed systems and detect coordinated tampering attempts across cluster members represents an important research direction.

Machine Learning Enhancement. The current rule-based reconciliation could be augmented with machine learning models trained to identify anomalous patterns in carved artifacts that may indicate sophisticated tampering attempts. This could help detect novel attack patterns that evade traditional signature-based detection.

Performance Optimization. While our current implementation demonstrates practical performance, opportunities exist for optimization through parallel processing, incremental carving, and caching of previously analyzed pages. These improvements would be particularly valuable for very large databases.

Integration with SIEM Platforms. Developing standardized interfaces to integrate **RADAR** with existing Security Information and Event Management (SIEM) systems would facilitate deployment in production environments and enable correlation with other security signals.

Extension to Cloud-Native Databases. As organizations increasingly adopt cloud-native NoSQL services, adapting **RADAR** to work with cloud storage abstractions and serverless database architectures presents both technical challenges and opportunities.

Future work in these areas will extend **RADAR**'s capabilities beyond post-incident analysis toward continuous, tamper-aware security monitoring. By unifying low-level storage observation with higher-level anomaly detection and system integration, **RADAR** can evolve into a robust platform for trustworthy detection of unauthorized data manipulation across both on-premise and cloud environments. The increasing complexity of modern database infrastructures underscores the need to strengthen integrity verification and operational resilience against insider and system-level threats.

8. Conclusion

In this work, we presented **RADAR**, a log-independent forensic framework that addresses the critical challenge of detecting unattributed operations in NoSQL databases. By unifying low-level storage carving with high-level audit log verification, **RADAR** provides an approach for identifying log-evasion activity even when privileged attackers manipulate or suppress logging mechanisms.

Our framework makes several key contributions to the field of database forensics. First, we formalized the threat model of a malicious DevOps Engineer who can manipulate deployment configurations and audit logs but cannot suppress OS-level traces. Second, we developed two complementary detection methodologies tailored to different storage architectures: single-snapshot analysis for append-only and Copy-on-Write systems that preserve historical artifacts, and comparative analysis for in-place modification systems that overwrite prior states. Third, we introduced formal algorithms for identifying unattributed insertions, deletions, and updates through systematic reconciliation of carved artifacts with audit logs.

Through extensive experimentation across different representative NoSQL databases, including key-value and document stores, we demonstrated **RADAR**'s effectiveness in detecting various tampering scenarios. Our results show that the framework successfully identifies unlogged operations even after maintenance activities such as packing or compaction that physically remove historical bytes. The framework achieved processing rates ranging from 31.7 to 397 MB/min depending on the database architecture, demonstrating practical performance for forensic investigations.

Importantly, RADAR’s design philosophy of treating carved storage as ground truth rather than relying solely on potentially compromised logs represents a paradigm shift in database security monitoring. By operating at the intersection of application-level semantics and storage-level artifacts, the framework provides defense-in-depth against insider threats that traditional audit-based approaches cannot detect.

Acknowledgments

This work was partially funded by the Louisiana Board of Regents Grant LEQSF(2022-25)-RD-A-30.

References

- [1] M. I. Nissan, J. Wagner, A. Rasin, Anoc: Automated nosql database carver, *Forensic Science International: Digital Investigation* 53 (2025) 301929.
- [2] Oracle Corporation, Mysql 8.4 reference manual: Information_schema tables, accessed: 2025-01-29 (2025).
URL <https://dev.mysql.com/doc/refman/8.4/en/information-schema.html>
- [3] J. M. Hellerstein, M. Stonebraker, J. Hamilton, et al., Architecture of a database system, *Foundations and Trends in Databases* 1 (2) (2007) 141–259.
- [4] H. Choi, S. Lee, D. Jeong, Forensic recovery of sql server database: Practical approach, *IEEE Access* 9 (2021) 14564–14575.
- [5] P. Frühwirth, P. Kieseberg, S. Schrittwieser, M. Huber, E. Weippl, Innodb database forensics: Reconstructing data manipulation queries from redo logs, in: 2012 Seventh International Conference on Availability, Reliability and Security (ARES), IEEE, 2012, pp. 625–633.
- [6] J. Wagner, A. Rasin, J. Grier, Database forensic analysis through internal structure carving, *Digital Investigation* 14 (2015) S106–S115.
- [7] J. Wagner, et al., Database forensic analysis with dbcarver, in: *Conference on Innovative Data Systems Research*, 2017.
- [8] J. Wagner, A. Rasin, K. Heart, R. Jacob, J. Grier, Db3f & df-toolkit: The database forensic file format and the database forensic toolkit, *Digital Investigation* 29 (2019) S42–S50.

- [9] J. Wagner, A. Rasin, J. Grier, Database image content explorer: Carving data that does not officially exist, *Digital Investigation* 18 (2016) S97–S107.
- [10] S. Garfinkel, Carving contiguous and fragmented files with fast object validation, *Digital Investigation* 4 (2007) 2–12.
- [11] R. Poisel, S. Tjoa, A comprehensive literature review of file carving, in: 2013 International Conference on Availability, Reliability and Security (ARES), IEEE, 2013, pp. 475–484.
- [12] B. Lenard, J. Wagner, A. Rasin, J. Grier, Sysgen: System state corpus generator, in: Proceedings of the 15th International Conference on Availability, Reliability and Security (ARES), ACM, 2020, pp. 1–6.
- [13] I. MongoDB, Wiredtiger b-tree architecture, accessed: 2025-01-29 (2023).
URL <https://source.wiredtiger.com/11.0.0/arch-btree.html>
- [14] Z. Foundation, Zodb, accessed: 2025-01-29 (2024).
URL <https://zodb.org/en/latest>
- [15] C. J. F. Candel, D. S. Ruiz, J. J. García-Molina, A unified metamodel for nosql and relational databases, *Information Systems* 104 (2022) 101898.
- [16] J. Yoon, D. Jeong, C.-h. Kang, S. Lee, Forensic investigation framework for the document store nosql dbms: Mongodb as a case study, *Digital Investigation* 17 (2016) 53–65.
- [17] J. Yoon, S. Lee, A method and tool to recover data deleted from a mongodb, *Digital Investigation* 24 (2018) 106–120.
- [18] H. Sung, M. Jin, M. Shin, H. Roh, W. Choi, S. Park, Less: Logging exploiting snapshot, in: 2019 IEEE International Conference on Big Data and Smart Computing (BigComp), IEEE, 2019, pp. 1–4.
- [19] M. Xu, X. Xu, J. Xu, Y. Ren, H. Zhang, N. Zheng, A forensic analysis method for redis database based on rdb and aof file., *J. Comput.* 9 (11) (2014) 2538–2544.
- [20] K. E. Pavlou, R. T. Snodgrass, Forensic analysis of database tampering, *ACM Transactions on Database Systems (TODS)* 33 (4) (2008) 30.

- [21] R. T. Snodgrass, S. S. Yao, C. Collberg, Tamper detection in audit logs, in: Proceedings of the Thirtieth international conference on Very large data bases-Volume 30, VLDB Endowment, 2004, pp. 504–515.
- [22] B. Schneier, J. Kelsey, Secure audit logs to support computer forensics, *ACM Transactions on Information and System Security* 2 (2) (1999) 159–176.
- [23] S. A. Crosby, D. S. Wallach, Efficient data structures for tamper-evident logging., in: *USENIX Security Symposium*, 2009, pp. 317–334.
- [24] K. Kent, M. Souppaya, Guide to computer security log management, Tech. Rep. NIST SP 800-92, National Institute of Standards and Technology, Gaithersburg, MD (2007).
- [25] R. Paccagnella, P. Datta, W. U. Hassan, A. Bates, C. Fletcher, A. Miller, D. Tian, Custos: Practical tamper-evident auditing of operating systems using trusted execution, in: *Network and Distributed System Security Symposium*, 2020.
- [26] A. Ahmad, S. Lee, M. Peinado, Hardlog: Practical tamper-proof system auditing using a novel audit device, in: *2022 IEEE Symposium on Security and Privacy (SP)*, IEEE Computer Society, 2022.
- [27] T. F. J.-M. Pasquier, X. Han, M. Goldstein, T. Moyer, D. Eyers, M. Seltzer, J. Bacon, Practical whole-system provenance capture, in: *ACM Symposium on Cloud Computing (SoCC)*, 2017.
- [28] S. M. Milajerdi, R. Gjomemo, B. Eshete, R. Sekar, V. N. Venkatakrishnan, Holmes: Real-time apt detection through correlation of suspicious information flows, in: *IEEE Symposium on Security and Privacy (S&P)*, 2019.
- [29] J. Wagner, A. Rasin, K. Heart, T. Malik, J. Furst, J. Grier, Detecting database file tampering through page carving, in: *21st International Conference on Extending Database Technology*, 2018.
- [30] M. I. Nissan, J. Wagner, S. Aktar, Database memory forensics: A machine learning approach to reverse-engineer query activity, *Forensic Science International: Digital Investigation* 44 (2023) 301503.
- [31] M. I. Nissan, Analysis of forensic artifacts in database memory using support vector machine, Master’s thesis, University of New Orleans, thesis No. 3036 (2022).
URL <https://scholarworks.uno.edu/td/3036>

- [32] J. Wagner, M. I. Nissan, A. Rasin, Database memory forensics: Identifying cache patterns for log verification, *Forensic Science International: Digital Investigation* 45 (2023) 301567.
- [33] R. M. A. P. Rajatheva, S. M. A. H. Senavirathna, L. A. N. Madushani, P. M. T. P. Sandarenu, A comparative study of nosql system vulnerabilities with big data, *International Journal of Managing Information Technology (IJMIT)* 11 (4) (2019).
- [34] L. A. Tawalbeh, M. Tawalbeh, R. G. Al-Tawil, Security issues in nosql databases, in: 2013 8th International Conference for Internet Technology and Secured Transactions (ICITSS), IEEE, 2013, pp. 443–447.
- [35] M. Kleppmann, *Designing Data-Intensive Applications: The Big Ideas Behind Reliable, Scalable, and Maintainable Systems*, O’Reilly Media, 2017.
- [36] jsonlines.org, JSON Lines, <https://jsonlines.org>, accessed: June 27, 2025 (n.d.).
- [37] U.S. Department of Health and Human Services, § 164.312 technical safeguards, Code of Federal Regulations, retrieved from <https://www.hhs.gov/hipaa/for-professionals/security/laws-regulations/index.html> (2013).
- [38] P. O.Neil, et al., The star schema benchmark and augmented fact table indexing, in: *Performance evaluation and benchmarking*, 2009.