

CAPTS: Channel-Aware, Preference-Aligned Trigger Selection for Multi-Channel Item-to-Item Retrieval

Xiaoyou Zhou^{*}
Kuaishou Technology
Beijing, China
zhouxiaoyou@kuaishou.com

Yuqi Liu^{*}
Kuaishou Technology
Beijing, China
liuyuqi10@kuaishou.com

Zhao Liu^{*}
Kuaishou Technology
Beijing, China
liuzhao09@kuaishou.com

Xiao Lv[†]
Kuaishou Technology
Beijing, China
lvxiao03@kuaishou.com

Bo Chen
Kuaishou Technology
Beijing, China
renze03@kuaishou.com

Ruiming Tang[†]
Kuaishou Technology
Beijing, China
tangruiming@kuaishou.com

Guorui Zhou
Kuaishou Technology
Beijing, China
zhouguorui@kuaishou.com

Abstract

Large-scale industrial recommender systems commonly adopt multi-channel retrieval for candidate generation, combining direct user-to-item (U2I) retrieval with two-hop user-to-item-to-item (U2I2I) pipelines. In U2I2I, the system selects a small set of historical interactions as triggers to seed downstream item-to-item (I2I) retrieval across multiple channels. In production, triggers are often selected using rule-based policies or learned scorers and tuned in a channel-by-channel manner. However, these practices face two persistent challenges: biased value attribution that values triggers by on-trigger feedback rather than their downstream utility as retrieval seeds, and uncoordinated multi-channel routing where channels select triggers independently under a shared quota, increasing cross-channel overlap. To address these challenges, we propose Channel-Aware, Preference-Aligned Trigger Selection (CAPTS), a unified and flexible framework that treats multi-channel trigger selection as a learnable routing problem. CAPTS introduces a Value Attribution Module (VAM) that provides look-ahead supervision by crediting each trigger with the subsequent engagement generated by items retrieved from it on each I2I channel, and a Channel-Adaptive Trigger Routing (CATR) module that coordinates trigger-to-channel assignment to maximize the overall value of multi-channel retrieval. Extensive offline experiments and large-scale online A/B tests on Kwai, Kuaishou’s international short-video platform, show that CAPTS consistently

improves multi-channel recall offline and delivers a +0.351% lift in average time spent per device online.

Keywords

Recommender Systems; Trigger Selection; Item-to-Item Retrieval

1 Introduction

Industrial recommender systems [6, 9] typically follow a cascaded pipeline of retrieval, ranking, and re-ranking. Retrieval reduces a corpus of millions to billions of items to a manageable candidate set for downstream scoring, and thus largely determines the ceiling of end-to-end recommendation quality. To broaden interest coverage and improve robustness, production systems commonly adopt multi-channel retrieval, where multiple retrieval channels run in parallel with complementary modeling and retrieval mechanisms [3, 12].

As illustrated in Figure 1, candidate generation in production multi-channel retrieval commonly follows two paradigms: direct user-to-item (U2I) [5, 18] and two-hop user-to-item-to-item (U2I2I) [7, 11, 21, 22]. In U2I2I, the system first selects a small set of triggers¹ from a user’s recent interactions as seeds, and then uses each trigger to retrieve candidates through multiple item-to-item (I2I) channels with different retrieval mechanisms. Because triggers serve as the entry points to downstream I2I retrieval, they largely determine the candidate space exposed to these channels, making trigger selection central to multi-channel U2I2I. However, much of the existing work [15, 20, 24] focuses on the I2I step, leaving trigger selection comparatively underexplored. In this work, we focus on trigger selection in multi-channel U2I2I.

In production, triggers are often selected from a user’s recent interactions [5, 7, 17] using rule-based policies, such as Watch Time Top- N , Liked Top- N , or Shared Top- N rules. Learned trigger scorers (e.g., PDN [13]) are also used, but they are typically developed for a single I2I retrieval channel. To accommodate

^{*}Equal contribution.

[†]Corresponding author.

Permission to make digital or hard copies of all or part of this work for personal or classroom use is granted without fee provided that copies are not made or distributed for profit or commercial advantage and that copies bear this notice and the full citation on the first page. Copyrights for components of this work owned by others than the author(s) must be honored. Abstracting with credit is permitted. To copy otherwise, or republish, to post on servers or to redistribute to lists, requires prior specific permission and/or a fee. Request permissions from permissions@acm.org. Conference’17, Washington, DC, USA

© 2026 Copyright held by the owner/author(s). Publication rights licensed to ACM. ACM ISBN 978-x-xxxx-xxxx-x/YYYY/MM
<https://doi.org/10.1145/nnnnnnnn.nnnnnnn>

¹We use the terms interacted item, trigger, and trigger item interchangeably.

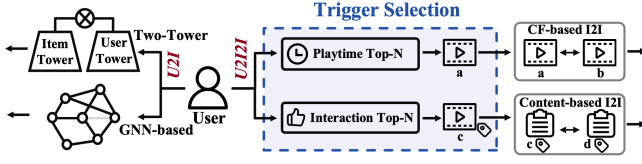


Figure 1: Multi-channel retrieval with two candidate-generation paradigms: direct U2I and two-hop U2I2I. We study trigger selection in U2I2I, where a small set of history items is selected to seed downstream I2I retrieval channels.

heterogeneous I2I channels and practical serving constraints, engineers commonly tune trigger selection in a channel-by-channel manner based on empirical experience. These choices are usually refined through iterative online A/B tests, yet they leave two persistent challenges in multi-channel trigger selection.

As illustrated in Figure 2(a), these practices highlight two persistent challenges in multi-channel trigger selection: **biased value attribution** and **uncoordinated multi-channel routing**. **First, biased value attribution.** In short-video recommendation, triggers are often selected by simple Top-N rule-based policies based on direct feedback on the trigger item itself, such as watch time and explicit actions (e.g., likes and shares). However, these signals reflect engagement on the trigger itself and ignore the trigger’s downstream utility as a seed. In U2I2I, a trigger is valuable only insofar as it can bring back useful items via downstream I2I retrieval and drive subsequent engagement on those retrieved items. When trigger selection is guided solely by feedback on the trigger itself without accounting for this downstream effect, value attribution becomes biased and can yield suboptimal triggers for multi-channel U2I2I. What we need instead is look-ahead, preference-aligned value attribution that credits a trigger by the subsequent engagement generated by items retrieved from it. **Second, uncoordinated multi-channel routing.** To broaden coverage and improve diversity in candidate generation, modern recommender systems often deploy multiple I2I channels with substantially different retrieval mechanisms, including collaborative filtering, model-based retrieval, and multi-modal content-based retrieval. Due to this heterogeneity, the same trigger can yield very different downstream utility across channels, making it challenging to decide which triggers are best suited to which channel. In practice, trigger selection is often optimized on a channel-by-channel basis based on channel-specific metrics and empirical experience, so each channel tends to greedily pick the triggers that look best for itself. This channel-by-channel optimization makes channels compete for the same limited retrieval quota, which often increases overlap among retrieved candidates and wastes quota on redundant results, thereby reducing the diversity of the joint candidate set. Trigger selection should therefore be channel-aware and jointly route triggers across channels to maximize the overall downstream utility of multi-channel retrieval.

To address these challenges, we propose **Channel-Aware, Preference-Aligned Trigger Selection (CAPTS)**, a unified and flexible framework for trigger selection in multi-channel U2I2I retrieval. As illustrated in Figure 2(b), CAPTS comprises two synergistic modules. **The Value Attribution Module (VAM)**

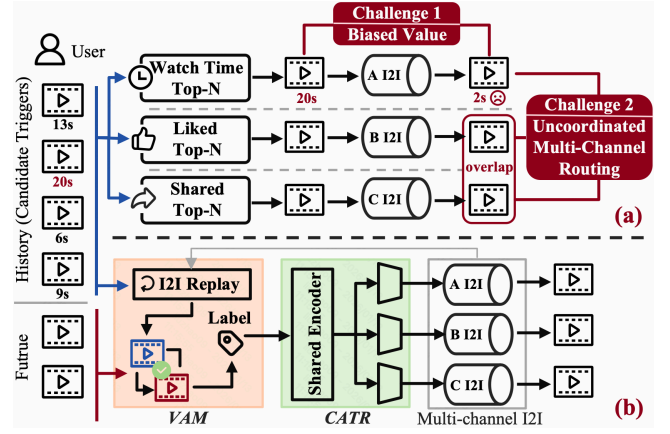


Figure 2: Challenges in multi-channel U2I2I trigger selection and CAPTS. (a) Conventional trigger selection often relies on direct feedback on the trigger item itself and feeds the selected triggers to multiple downstream I2I channels, which can lead to biased value attribution and uncoordinated multi-channel routing. (b) CAPTS addresses these issues with two modules: VAM for look-ahead value attribution and CATR for channel-adaptive trigger routing across I2I channels.

mitigates biased value attribution by providing look-ahead supervision that credits a trigger according to the subsequent engagement on items retrieved from it on each I2I channel. **The Channel-Adaptive Trigger Routing (CATR)** mitigates uncoordinated routing by learning channel-adaptive trigger scores and coordinating trigger-to-channel assignment to maximize the overall value of multi-channel retrieval. Overall, CAPTS offers a general framework that can jointly optimize trigger selection across heterogeneous I2I channels.

Our main contributions are summarized as follows:

- To the best of our knowledge, we are the first to define the value of a trigger by the subsequent engagement it induces on items retrieved from this trigger in downstream I2I retrieval, and to formulate multi-channel U2I2I trigger selection as a trigger-to-channel routing problem under this downstream-utility objective.
- We propose CAPTS, a unified framework for preference-aligned trigger selection in multi-channel U2I2I retrieval, where VAM provides look-ahead, channel-specific supervision from subsequent engagement on retrieved items for value attribution, and CATR learns channel-adaptive value predictions to support channel-aware trigger selection across heterogeneous I2I channels.
- We conduct extensive offline experiments and large-scale online A/B tests on Kwai, Kuaishou’s international short-video platform. CAPTS consistently improves multi-channel recall offline and delivers a +0.351% lift in average time spent per device online, demonstrating its effectiveness in production.

2 Problem Formulation

We study trigger selection for multi-channel I2I retrieval. A request arrives at time τ_0 , where the system observes a user u , the user's recent interaction sequence $\mathcal{H}_u = ((i_1, \tau_1, d_1, r_1), \dots, (i_L, \tau_L, d_L, r_L))$, ordered by timestamp with $\tau_1 < \dots < \tau_L < \tau_0$, and a set of retrieval channels \mathcal{C} with per-request budgets B_c . Each interaction tuple (i_k, τ_k, d_k, r_k) records the consumed item i_k , its timestamp τ_k , watch time d_k , and an explicit feedback signal r_k such as like, follow, comment, or share. All items strictly before τ_0 are eligible triggers for this request.

Let $\mathcal{T}_u(\tau_0) = \{i_k \mid (i_k, \tau_k, d_k, r_k) \in \mathcal{H}_u, \tau_k < \tau_0\}$ denote the set of eligible triggers for this request. For each channel $c \in \mathcal{C}$, the system selects a trigger subset $S_c \subseteq \mathcal{T}_u(\tau_0)$ with $|S_c| \leq B_c$. The objective is formulated as:

$$\max_{\{S_c\}_{c \in \mathcal{C}}} \sum_{c \in \mathcal{C}} \sum_{t \in S_c} V_c(t) \quad \text{s.t. } |S_c| \leq B_c \quad \forall c \in \mathcal{C}, \quad (1)$$

where $V_c(t)$ denotes the downstream utility of assigning trigger t to channel c . We instantiate $V_c(t)$ in the Value Attribution Module (Section 3.1).

3 The CAPTS Framework

This section presents CAPTS, our framework for trigger selection in multi-channel I2I retrieval. We first introduce the Value Attribution Module (VAM) (Section 3.1), which is built around the downstream utility $V_c(t)$ in Eq. (1) and constructs per-trigger, per-channel supervision signals. We then describe the Channel-Adaptive Trigger Routing module (CATR) (Section 3.2), which leverages these signals to learn a channel-adaptive trigger policy for multi-channel trigger selection. Finally, we discuss the system design for deploying CAPTS efficiently in production (Section 3.3).

3.1 Value Attribution Module (VAM)

VAM is motivated by a key gap in production trigger selection. In practice, triggers are often chosen based on direct feedback on the trigger item itself, such as watch time and explicit actions including likes and shares. Both rule-based policies (e.g., Trinity [20]) and learned trigger scorers (e.g., PDN [13]) largely follow this paradigm. However, in U2I2I, a trigger primarily serves as a seed for downstream I2I retrieval, and its usefulness is determined by subsequent engagement on the retrieved items, rather than engagement on the trigger item itself. Relying only on trigger-level feedback can therefore bias value estimation toward the trigger item and overlook the downstream utility induced by that trigger. To reduce this bias, we align trigger value with the subsequent engagement on items that are retrieved from the trigger and subsequently consumed, providing preference-aligned supervision for learning trigger value.

To instantiate the downstream utility $V_c(t)$ in Eq. (1), we define a future window for a logged request instance at time τ_0 . Given a window size w_s , let $\mathcal{W}_u^{\text{fut}}(\tau_0)$ denote the set of items consumed in the next w_s effective views after τ_0 . For a candidate trigger t and a retrieval channel $c \in \mathcal{C}$, let $\mathcal{R}_c(t, \tau_0)$ denote the items that channel c would retrieve at time τ_0 when seeded with t . Let $g(j)$ measure the engagement of item j , instantiated in this work as watch time on effective views. We instantiate $V_c(t)$ as the forward value of

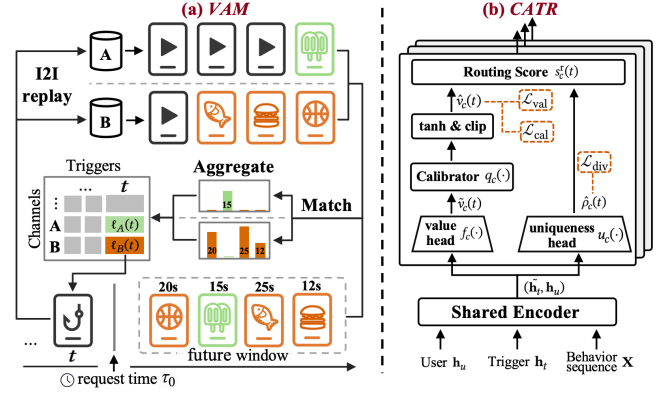


Figure 3: Overview of the CAPTS framework. (a) VAM: at request time τ_0 , for each candidate trigger t and retrieval channel c , VAM replays I2I retrieval to obtain $\mathcal{R}_c(t, \tau_0)$. It matches retrieved items to a fixed future window $\mathcal{W}_u^{\text{fut}}(\tau_0)$ and aggregates subsequent engagement to form channel-specific supervision for each trigger. **(b) CATR:** a shared encoder with target attention produces a trigger-aware representation. For each channel, a value predictor with a bounded calibrator estimates the channel-specific trigger value, while a uniqueness head captures cross-channel complementarity. Routing scores combine value and uniqueness for trigger selection.

routing trigger t to channel c as:

$$V_c(t) \triangleq \mathbb{E} \left[\sum_{j \in \mathcal{R}_c(t, \tau_0) \cap \mathcal{W}_u^{\text{fut}}(\tau_0)} g(j) \right], \quad (2)$$

where the expectation is taken over request instances and the user's consumption after τ_0 . VAM is designed around this definition to construct per-trigger, per-channel supervision for each request instance, shifting trigger selection from direct feedback on the trigger item to the subsequent engagement induced by its retrieved results.

Figure 3(a) illustrates how VAM constructs per-trigger, per-channel supervision from the user interaction data stream. For each candidate trigger t and retrieval channel c , we replay the channel-specific I2I retrieval seeded by t to obtain the retrieved set $\mathcal{R}_c(t, \tau_0)$ (with timestamp-aligned replay, see Appendix C). We instantiate $\mathcal{W}_u^{\text{fut}}(\tau_0)$ from the next w_s effective views after τ_0 and compute engagement only on items that appear in both $\mathcal{R}_c(t, \tau_0)$ and $\mathcal{W}_u^{\text{fut}}(\tau_0)$. We aggregate engagement over the matched items to define the raw forward reward as:

$$r_c(t, \tau_0) = \sum_{j \in \mathcal{R}_c(t, \tau_0) \cap \mathcal{W}_u^{\text{fut}}(\tau_0)} g(j), \quad (3)$$

where $r_c(t, \tau_0)$ sums the engagement on items that are both retrieved and consumed within the future window, and $g(j)$ is the watch time on effective views for item j . To mitigate the heavy-tailed scale of aggregated watch time and make supervision stable for learning, we rescale and clip $r_c(t, \tau_0)$ within each channel and

obtain a bounded intensity signal as:

$$\ell_c(t, \tau_0) = \min\left\{M_c, \max\left\{0, \frac{r_c(t, \tau_0)}{s_c}\right\}\right\}, \quad (4)$$

where $s_c > 0$ is a channel-specific scale factor and $M_c > 0$ caps extreme values. We then construct a binary supervision label for downstream trigger learning as:

$$y_c(t, \tau_0) = \mathbb{1}\{\ell_c(t, \tau_0) \geq \gamma_c\}, \quad (5)$$

where $\gamma_c \in [0, M_c]$ is a channel-specific threshold defined by the production engagement criterion. VAM outputs the channel-wise supervision vector $\mathbf{y}(t, \tau_0) = \{y_c(t, \tau_0)\}_{c \in \mathcal{C}}$, and uses $\ell_c(t, \tau_0)$ as an intensity-aware signal for sample reweighting and calibration in downstream training.

3.2 Channel-Adaptive Trigger Routing (CATR)

Modern candidate generation in production recommender systems commonly deploys multiple heterogeneous I2I retrieval channels in parallel to broaden interest coverage and improve robustness. Multi-channel retrieval increases coverage and diversity, yet it also makes trigger selection harder because the same trigger can yield very different downstream utility across channels. In practice, triggers are often optimized in a channel-by-channel manner based on channel-specific metrics and empirical experience, so each channel greedily selects the triggers that look best for itself without coordination at routing time. Because channels share a limited retrieval quota, such uncoordinated routing tends to concentrate multiple channels on similar triggers, increasing overlap among retrieved candidates and wasting quota on redundant results, which reduces the diversity and overall utility of the joint candidate set. CATR addresses this issue by learning channel-adaptive trigger routing scores and coordinating trigger-to-channel assignment with an explicit complementarity objective, so as to reduce cross-channel redundancy and maximize the overall downstream utility of multi-channel retrieval.

As illustrated in Figure 3(b), CATR uses a shared encoder for user and request context together with lightweight channel-specific heads. For each training instance, the encoder produces a user representation \mathbf{h}_u , a trigger representation \mathbf{h}_t , and a behavior sequence representation \mathbf{X} from recent interactions. A target-attention module uses \mathbf{h}_t to attend over \mathbf{X} and outputs a trigger-aware summary $\tilde{\mathbf{h}}_t$. For each channel c , a channel-specific value head f_c maps $(\tilde{\mathbf{h}}_t, \mathbf{h}_u)$ to a base value prediction as:

$$\tilde{v}_c(t) = \sigma(f_c(\tilde{\mathbf{h}}_t, \mathbf{h}_u)), \quad (6)$$

where $c \in \mathcal{C}$ indexes retrieval channels, $f_c(\cdot)$ is the channel-specific value head, and $\sigma(\cdot)$ is the sigmoid activation. Training data are constructed by offline log replay anchored at a historical request time τ_0 . For each candidate trigger t and channel c , VAM aligns the replayed channel recall with the subsequent consumption window and produces a binary supervision label $y_c(t, \tau_0) \in \{0, 1\}$, and it retains the clipped engagement intensity $\ell_c(t, \tau_0)$ as an auxiliary signal for sample reweighting and calibration.

Directly injecting continuous watch-time regression into the main training objective can lead to unstable optimization due to gradient interference across objectives and the strong nonlinear

relationship between watch time and user interactions. To incorporate fine-grained intensity signals while keeping probabilistic learning stable, CATR attaches a channel calibrator that performs a bounded correction in the value space as:

$$\hat{v}_c(t) = \text{clip}(\tilde{v}_c(t) + \beta \tanh(q_c([\tilde{\mathbf{h}}_t, \mathbf{h}_u, \tilde{v}_c(t)]))), \quad (7)$$

where $q_c(\cdot)$ is the channel- c calibrator network, β controls the correction magnitude, and $\text{clip}(\cdot)$ clips the output to $[0, 1]$. We fit calibrated values with a weighted binary cross-entropy loss as:

$$\mathcal{L}_{\text{val}} = \sum_{c \in \mathcal{C}} \sum_t w_{c,t} \left(-y_c(t, \tau_0) \log \hat{v}_c(t) - (1 - y_c(t, \tau_0)) \log (1 - \hat{v}_c(t)) \right), \quad (8)$$

where $y_c(t, \tau_0) \in \{0, 1\}$ is the VAM supervision label and $w_{c,t} = 1 + \ell_c(t, \tau_0)$ reweights samples by the clipped engagement intensity. To keep calibration stable, we add an intensity-aware calibration loss as:

$$\mathcal{L}_{\text{cal}} = \sum_{c \in \mathcal{C}} \sum_t w_{c,t}^{\text{cal}} \left\| \hat{v}_c(t) - \frac{\ell_c(t, \tau_0)}{M_c} \right\|_2^2, \quad (9)$$

where $\ell_c(t, \tau_0)/M_c \in [0, 1]$ is the normalized intensity target from VAM, $w_{c,t}^{\text{cal}} = 1 + \sigma(\ell_c(t, \tau_0))$ upweights high-intensity samples, $\sigma(\cdot)$ is the sigmoid function, and $M_c > 0$ is the channel-specific clipping cap in Eq. (4).

To reduce cross-channel redundancy and encourage complementarity, CATR augments the value head with a channel-wise uniqueness head. Following VAM, $\mathcal{R}_c(t, \tau_0)$ denotes the retrieved set returned by channel c when seeded by trigger t at time τ_0 . The channel-unique subset is defined as:

$$\mathcal{U}_c(t, \tau_0) = \{j \in \mathcal{R}_c(t, \tau_0) : j \notin \mathcal{R}_{c'}(t, \tau_0) \text{ for all } c' \neq c\}, \quad (10)$$

where j indexes retrieved items. The uniqueness ratio is:

$$\rho_c(t, \tau_0) = \frac{|\mathcal{U}_c(t, \tau_0)|}{|\mathcal{R}_c(t, \tau_0)| + \varepsilon}, \quad (11)$$

where $\varepsilon > 0$ is a smoothing constant. We threshold $\rho_c(t, \tau_0)$ to form a binary uniqueness supervision $y_c^u(t, \tau_0) = \mathbb{1}\{\rho_c(t, \tau_0) > \theta\}$, where θ is the uniqueness threshold. A channel-specific uniqueness head predicts the uniqueness ratio as:

$$\hat{\rho}_c(t) = \sigma(u_c(\tilde{\mathbf{h}}_t, \mathbf{h}_u)), \quad (12)$$

where $u_c(\cdot)$ is the channel-specific uniqueness head and $\sigma(\cdot)$ is the sigmoid function. We train the uniqueness head with the diversity loss as:

$$\mathcal{L}_{\text{div}} = \sum_{c \in \mathcal{C}} \sum_t w_{c,t} \left(-y_c^u(t, \tau_0) \log \hat{\rho}_c(t) - (1 - y_c^u(t, \tau_0)) \log (1 - \hat{\rho}_c(t)) \right), \quad (13)$$

where $y_c^u(t, \tau_0) \in \{0, 1\}$ is the uniqueness supervision derived from $\rho_c(t, \tau_0)$ and $w_{c,t} = 1 + \ell_c(t, \tau_0)$ shares the same intensity-based reweighting as in Eq. (8). The overall objective is:

$$\mathcal{L} = \mathcal{L}_{\text{val}} + \lambda \mathcal{L}_{\text{cal}} + \mu \mathcal{L}_{\text{div}}, \quad (14)$$

where λ and μ control the strengths of calibration and diversity terms. At inference, CATR forms a diversity-aware routing score as:

$$s_c^r(t) = \hat{v}_c(t) + \eta \hat{\rho}_c(t), \quad (15)$$

where $\eta \geq 0$ trades off value and diversity, and each channel selects its Top- B_c triggers by $s_c^r(t)$ for routing.

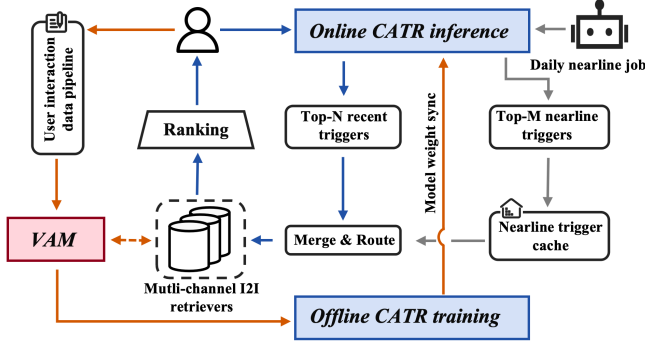


Figure 4: Production deployment of CAPTS. Orange lines denote offline value attribution and CATR training, with periodic model-weight synchronization to online serving. Blue lines denote per-request online trigger scoring and routing for multi-channel I2I retrieval. Grey lines denote daily nearline jobs that refresh the nearline trigger cache for long-term triggers.

3.3 Production Deployment

In production, trigger scoring must satisfy strict latency and compute budgets, while the pool of eligible user history items can be very large. Scoring an ultra-long history on every request incurs a cost that grows linearly with the number of trigger candidates, leading to substantial latency and resource pressure. To balance real-time responsiveness and interest coverage, we split trigger supply into online and nearline paths. Online inference scores only recent interactions with a candidate size typically on the order of 10^2 to 10^3 . Nearline processing covers longer-term interests by scoring candidates from a longer history, typically on the order of 10^3 to 10^4 , and writes only the top-scoring triggers into a cache for online reuse.

Figure 4 illustrates the deployment workflow and data flow of CAPTS. User interaction logs are continuously ingested into the data pipeline and fed to VAM to construct channel-wise supervision signals for triggers, which are joined with request features to train CATR offline. Trained model snapshots are periodically synchronized to the online inference service. Meanwhile, the system runs a daily nearline job during off-peak hours to reuse the same CATR computation for scoring and filtering candidates from extended histories, and stores long-term triggers and their scores in a cache. When a request arrives, the online service scores recent candidates to select short-term triggers, reads cached long-term triggers, and merges them into a unified trigger set. CATR then routes triggers to each I2I channel under per-channel budgets using channel-adaptive routing scores, and each channel performs retrieval on its routed triggers. The retrieved candidates are finally scored by the downstream ranker to produce the returned list.

4 Experiments

We empirically evaluate CAPTS through the following research questions:

RQ1: In offline evaluation, does CAPTS outperform strong industrial trigger selection baselines in overall multi-channel recall?

Table 1: Statistics of the industrial short-video dataset.

Metric	Kwai-Industrial
#Users	1,071,280
#Items	27,361,781
#Interactions	1,230,150,824
#Effective views	723,971,024
Avg. interactions/user	1,148.3
Avg. effective views/user	675.8

RQ2: How much does VAM improve per-channel recall, and how sensitive is it to the future window size?

RQ3: Can CATR increase cross-channel diversity and complementarity without degrading overall recall?

RQ4: Do the offline gains of CAPTS translate into lifts on key business metrics in large-scale online A/B tests?

4.1 Offline Experiments (RQ1)

4.1.1 Dataset. Offline experiments are conducted on production logs from Kwai, a large-scale international short-video platform. We start from a production snapshot of the short-video feed taken on 2025-11-10 and retain users with at least 150 effective views in order to obtain dense and stable supervision. For these users, we collect their historical interactions before the snapshot and construct chronological user histories. For each user, we sort interactions by time and reserve the last 100 effective views as the test set, while earlier interactions are used for training and validation. Dataset statistics are summarized in Table 1.

4.1.2 Baselines and Metrics. We compare CAPTS with several industrial trigger selection strategies, including: (i) rule-based trigger selection methods, and (ii) model-based trigger selection methods.

- **TagTop:** A hierarchical popularity baseline that first selects the most exposed tags in the user history and then chooses long-view popular videos within each tag with author de-duplication to keep basic diversity.
- **LTV:** A long-term value strategy that prefers videos whose past exposures lead to sustained follow-up interactions from the same creator or topic, targeting user stickiness rather than short-term clicks.
- **NIC (New Interest Capture):** An in-house strategy for emerging interests that analyzes tag-level statistics, explicitly filters out stable and decaying interests, and uses only videos associated with recently rising tags as triggers.
- **Recent:** A recency-based baseline that selects the most recent effective views as triggers to capture users’ short-term interests.
- **PDN [13]:** A path-based deep network that models user \rightarrow trigger \rightarrow target trajectories and jointly learns I2I similarity and trigger importance; we use it only for trigger selection with our fixed production I2I channels.
- **LIC [28]:** A long-term interest clock method for fine-grained time perception in streaming recommendation that derives a time-aware user embedding from long-term behaviors around the current time and scores candidate triggers by matching them with this embedding.

Table 2: Overall multi-channel retrieval performance in offline evaluation. R@K denotes Recall@K with $K \in \{100, 500, 1000, 2000\}$, evaluated on the overall results from three I2I retrieval channels. Underlined numbers indicate the best non-CAPTS baseline at each K , including ties. Improv. denotes the relative gain of CAPTS over this best baseline, and all gains are statistically significant under paired t -tests over requests with $p < 0.05$.

Method	R@100	R@500	R@1000	R@2000
TagTop	0.0163	0.0659	0.1114	0.1539
LTV	0.0138	0.0628	0.1117	0.1596
NIC	<u>0.0204</u>	0.0808	0.1297	0.1719
Recent	<u>0.0204</u>	<u>0.0817</u>	<u>0.1335</u>	<u>0.1802</u>
PDN	0.0102	0.0491	0.0887	0.1252
LIC	0.0202	0.0793	0.1289	0.1738
CAPTS	0.0255	0.0963	0.1519	0.1994
Improv.	+25.0%	+17.9%	+13.8%	+10.7%

To mimic real multi-channel I2I deployment, we replay three production I2I retrieval channels in offline evaluation that cover the major retrieval mechanisms used in our online system: Swing [?] I2I as a collaborative-filtering channel, Marm [14] I2I as a model-based retrieval channel, and MMU [1] I2I as a multi-modal content-based retrieval channel. Channel details are provided in Appendix B. All methods use the same retrieval configuration on each channel and differ only in trigger selection. We use Recall@K as the main metric. For multi-channel evaluation, K is the per-channel cutoff: each channel c returns its top- K retrieved candidates \mathcal{R}_c^K , and we compute Recall@K on the de-duplicated union $\mathcal{R}_{\text{union}}^K = \bigcup_{c \in \mathcal{C}} \mathcal{R}_c^K$. Due to cross-channel overlap, $|\mathcal{R}_{\text{union}}^K|$ can be smaller than $K|\mathcal{C}|$. Recall@K is defined as $|\mathcal{W}_u^{\text{fut}}(\tau_0) \cap \mathcal{R}_{\text{union}}^K| / |\mathcal{W}_u^{\text{fut}}(\tau_0)|$, i.e., the fraction of unique videos consumed in the future window that appear in $\mathcal{R}_{\text{union}}^K$.

4.1.3 Implementation Details. Unless otherwise stated, we use a future window of size $w_s = 100$ effective views. For CATR (Section 3.2), we set $\beta = 0.1$, $\theta = 0.8$, and $\lambda = \mu = 0.1$. All other implementation details are deferred to Appendix B.

4.1.4 Overall Performance. Table 2 reports the overall offline retrieval performance evaluated on the de-duplicated union of candidates returned by three I2I retrievers: Swing, Marm, and MMU. For each retriever, we take its Top- K retrieved candidates and compute Recall@K on the union after de-duplication. CAPTS achieves the best Recall@K for all $K \in \{100, 500, 1000, 2000\}$ and yields statistically significant improvements over Recent. Recent is our strongest production baseline, reflecting that timeliness is critical for effective candidate generation in short-video retrieval. At $K = 2000$, Recent reaches 0.1802, while CAPTS reaches 0.1994, corresponding to a 10.7% relative improvement. At $K = 100, 500$, and 1000, CAPTS brings relative gains of 25.0%, 17.9%, and 13.8%, respectively. Overall, these consistent gains align with the design of

Table 3: Per-channel Recall@K under isolated channel evaluation on Swing, Marm, and MMU I2I. Underlined numbers indicate the best non-CAPTS baseline at each K . Improv. denotes the relative gain of CAPTS over this best baseline.

Channel	Method	R@100	R@500	R@1000	R@2000
Swing I2I	TagTop	0.0092	0.0387	0.0687	0.1153
	LTV	0.0073	0.0352	0.0666	0.1197
	NIC	<u>0.0119</u>	0.0503	0.0858	0.1306
	Recent	<u>0.0119</u>	<u>0.0508</u>	<u>0.0880</u>	<u>0.1411</u>
	PDN	0.0052	0.0263	0.0510	0.0915
	LIC	0.0118	0.0491	0.0837	0.1338
	CAPTS	0.0152	0.0627	0.1068	0.1610
	Improv.	+27.73%	+23.43%	+21.36%	+14.10%
Marm I2I	TagTop	0.0122	0.0493	0.0819	0.0883
	LTV	0.0106	0.0492	0.0869	0.0936
	NIC	0.0145	0.0578	0.0891	0.0951
	Recent	<u>0.0146</u>	<u>0.0596</u>	<u>0.0958</u>	<u>0.1012</u>
	PDN	0.0083	0.0404	0.0708	0.0751
	LIC	0.0144	0.0577	0.0935	0.0996
	CAPTS	0.0163	0.0663	0.1016	0.1040
	Improv.	+11.64%	+11.24%	+6.05%	+2.77%
MMU I2I	TagTop	0.0009	0.0038	0.0065	0.0108
	LTV	0.0007	0.0036	0.0070	0.0132
	NIC	<u>0.0016</u>	0.0057	0.0097	0.0145
	Recent	<u>0.0016</u>	<u>0.0059</u>	<u>0.0101</u>	<u>0.0169</u>
	PDN	0.0006	0.0032	0.0062	0.0115
	LIC	<u>0.0016</u>	0.0057	0.0097	0.0160
	CAPTS	0.0041	0.0138	0.0214	0.0311
	Improv.	+156.25%	+133.90%	+111.88%	+84.02%

CAPTS, which aligns trigger scoring with downstream consumption gains and coordinates triggers across channels to reduce redundancy, thereby improving the coverage of the merged retrieval results.

4.2 VAM Effectiveness (RQ2)

4.2.1 Channel-wise Gains of VAM. To isolate the impact of VAM across retrieval channels, we conduct single-channel evaluations on Swing, Marm, and MMU I2I. For each channel, we compute per-channel Recall@K using only the candidates retrieved by that channel, while keeping the underlying I2I retriever and retrieval configuration fixed, so that different methods vary only in trigger selection. As shown in Table 3, CAPTS yields consistent improvements across all channels and all K values. At R@2000, CAPTS improves over Recent by 14.10% on Swing, 2.77% on Marm, and 84.02% on MMU. These gains are consistent with the design of VAM, which attributes trigger value to subsequent engagement on items retrieved from the trigger within a future window, thereby mitigating biased value attribution from trigger-side feedback.

4.2.2 Sensitivity to Future Window. To examine the sensitivity of VAM to the future window size w_s , we vary $w_s \in \{50, 100, 150, 200\}$

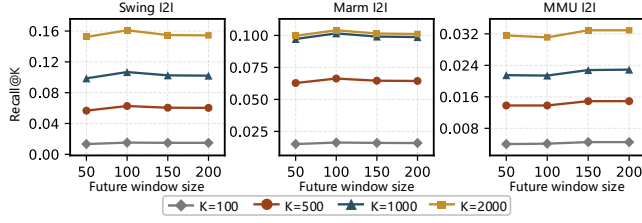


Figure 5: Sensitivity of Recall@K to the future window size w_s on Swing, Marm, and MMU I2I. We vary $w_s \in \{50, 100, 150, 200\}$ in the value aggregation model while keeping other training settings fixed, and plot Recall@K for $K \in \{100, 500, 1000, 2000\}$.

Table 4: Cross-channel uniqueness of retrieved candidates under joint multi-channel routing. Uniq@K measures the fraction of channel- c Top- K results that are unique to this channel in the merged retrieval results. U@K in the header is shorthand for Uniq@K at cutoff K .

Channel	Method	U@100	U@500	U@1000	U@2000
Swing I2I	w/o Div	0.8327	0.7918	0.7892	0.8180
	CAPTS	0.8895	0.8288	0.8115	0.8338
Marm I2I	w/o Div	0.8299	0.7883	0.7455	0.6553
	CAPTS	0.8895	0.8280	0.7827	0.6921
MMU I2I	w/o Div	0.9468	0.9406	0.9408	0.9481
	CAPTS	0.9595	0.9492	0.9460	0.9503

for each I2I channel and rebuild the value labels while keeping all other training and evaluation settings fixed. As shown in Figure 5, Swing and Marm achieve the best Recall@K at $w_s = 100$ across cutoffs. Their performance at $w_s = 50$ is consistently lower, and enlarging the window to 150 or 200 leads to only minor changes. On MMU, larger windows yield slightly higher recall, which indicates that the engagement attributed to retrieved items accumulates over a longer horizon for this channel. We use $w_s = 100$ as the default window size in all subsequent experiments for a unified and stable setting.

4.3 CATR for Cross-Channel Routing (RQ3)

4.3.1 Impact on Cross-Channel Uniqueness. To verify whether the diversity objective in CATR improves the diversity of multi-channel retrieval results and reduces cross-channel redundancy, we evaluate three I2I channels under the joint routing setting. The relevant definitions are provided in Sec. 3.2. We use Uniq@K to measure each channel’s unique contribution to the merged retrieval results. For a request and channel c , let \mathcal{R}_c^K be the channel’s Top- K retrieved set and let \mathcal{U}_c^K be the subset retrieved only by channel c . We compute $\text{Uniq}_c@K = \frac{|\mathcal{U}_c^K|}{|\mathcal{R}_c^K| + \epsilon}$, which is consistent with Eq. (10) and Eq. (11) when instantiating the retrieved set as Top- K results. Table 4 compares CAPTS with an ablated variant w/o Div that removes the diversity objective while keeping other

Table 5: Routing module ablations under joint multi-channel routing. w/o Div removes the diversity objective and w/o Cal removes the channel calibrator. Overall Recall@K is computed on the de-duplicated union of candidates from all channels.

Channel	Method	R@100	R@500	R@1000	R@2000
Swing I2I	w/o Div	0.0162	0.0640	0.1081	0.1591
	w/o Cal	0.0151	0.0624	0.1065	0.1602
	CAPTS	0.0152	0.0627	0.1068	0.1610
Marm I2I	w/o Div	0.0178	0.0678	0.1000	0.1018
	w/o Cal	0.0162	0.0657	0.1003	0.1026
	CAPTS	0.0163	0.0663	0.1016	0.1040
MMU I2I	w/o Div	0.0042	0.0139	0.0215	0.0311
	w/o Cal	0.0041	0.0138	0.0215	0.0312
	CAPTS	0.0041	0.0138	0.0214	0.0311
Overall	w/o Div	0.0262	0.0956	0.1495	0.1944
	w/o Cal	0.0253	0.0955	0.1507	0.1977
	CAPTS	0.0255	0.0963	0.1519	0.1994

settings unchanged. The results show that CAPTS consistently increases Uniq@K across all channels and all reported K , indicating reduced cross-channel overlap and stronger complementarity in multi-channel retrieval.

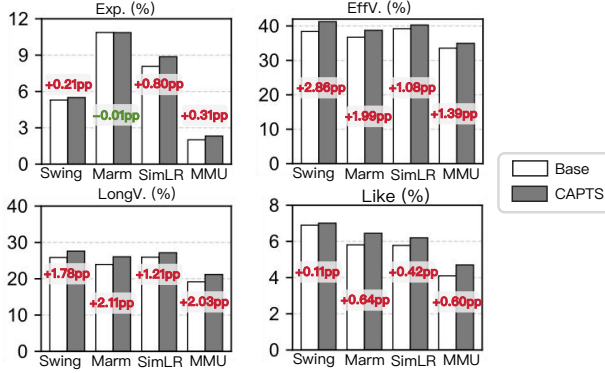
4.3.2 Routing Module Ablations. Table 5 compares CAPTS with two ablated variants, w/o Div and w/o Cal, under the joint multi-channel routing setting. We report Recall@K for each channel using its own retrieved candidates and also report Overall Recall@K on the de-duplicated union of candidates from all channels. Removing the channel calibrator in w/o Cal leads to an overall drop across cutoffs. Concretely, Overall R@2000 decreases from 0.1994 to 0.1977, indicating that the channel calibrator provides a stable gain. In contrast, removing the diversity objective in w/o Div can be slightly better than CAPTS for some channels at small cutoffs. Specifically, Swing increases from 0.0152 to 0.0162 at R@100 and Marm increases from 0.0163 to 0.0178 at R@100. However, it performs worse at larger cutoffs on the merged results, where Overall R@2000 drops from 0.1994 to 0.1944. This pattern indicates that optimizing per-channel Recall@K alone can improve performance at small cutoffs, but it increases cross-channel overlap and weakens the effective coverage of the merged candidate set. CATR learns trigger-to-channel routing and introduces the diversity objective to explicitly encourage cross-channel complementarity. Together with the channel calibrator for stabilizing value estimation, CATR improves the overall gains of multi-channel merged recall.

4.4 Online Experiments (RQ4)

4.4.1 Online A/B Test Results. We deploy CAPTS in the production environment of Kwai and run large-scale online A/B tests. The control group uses our strong online baseline, while the treatment group replaces only trigger selection with CAPTS. The main feed integrates four I2I retrieval channels, including Swing [?] I2I, Marm [14] I2I, MMU [1] I2I, and an additional

Table 6: Online A/B test lifts. Relative improvement over the strong baseline. ($p < 0.05$ for all metrics.)

Metric	Relative improvement
Daily Active Users (DAU)	+0.098%
Total Time Spent (App)	+0.451%
Avg. Time Spent per Device	+0.351%
Total Watch Time (Video)	+0.446%
Avg. Watch Time per View	+0.228%

**Figure 6: Channel-wise exposure share and engagement rates. We compare exposure share (Exp.), effective-view rate (EffV., watch time ≥ 7 s), long-view rate (LongV.), and like rate (Like).**

SimLR [16] I2I channel. As shown in Table 6, CAPTS improves overall engagement and also increases daily active users (DAU) by +0.098%. Notably, CAPTS delivers a +0.351% lift in average time spent per device, with a 95% confidence interval of $[-0.15\%, +0.15\%]$. While the percentage appears small, it is a substantial gain for retrieval, where even sub-percent improvements can translate into meaningful product impact at scale.

4.4.2 Channel-wise Exposure and Quality Analysis. Figure 6 reports a post-hoc channel-wise breakdown of exposure and engagement for the four I2I retrieval paths. Overall, CAPTS increases the exposure contributed by I2I retrieval, where the summed exposure share of the four I2I channels rises from 26.24% to 27.55%, corresponding to a +1.31 percentage-point lift (pp). Meanwhile, channel-level engagement improves consistently across all four channels. Averaged over channels, CAPTS increases the effective-view rate, long-view rate, and like rate by approximately +1.83 pp, +1.78 pp, and +0.44 pp, respectively. These results indicate that CAPTS not only makes I2I candidates more competitive in downstream ranking, but also improves conversion efficiency within each retrieval channel, leading to more reliable contributions from multi-channel I2I retrieval in production. Appendix D provides more detailed analysis.

5 Related Work

5.1 Retrieval in Recommender Systems

Retrieval underpins candidate generation over massive item corpora, and industrial systems commonly adopt two paradigms: direct user-to-item retrieval (U2I) and two-hop user-to-item-to-item retrieval (U2I2I). **Direct Embedding Retrieval (U2I)** maps users and items into a shared latent space for nearest neighbor search [6, 10]. To represent polysemous interests, methods such as MIND [12] and ComiRec [3] use routing or attention, and recent work improves representations with contrastive learning (e.g., CL4SRec [19], ICL [4]) or joint optimization (e.g., Uni-Retriever [25]), but U2I can be less controllable than explicit multi-step retrieval. **Two-hop Retrieval (U2I2I)** instead selects a small set of historical items as triggers and expands them via item-to-item retrieval, and is widely deployed in systems such as Pinterest [7, 22], Alibaba [21], and Twitter [8]. Beyond rule-based trigger choices, PDN [13] models user→trigger→item paths to estimate trigger importance and I2I relevance, selecting top- m triggers and retrieving top- k items per trigger, yet trigger selection is often optimized for short-horizon signals and a single retrieval path, leaving preference-aligned value attribution and coordinated trigger routing across heterogeneous multi-channel I2I retrieval underexplored.

5.2 Interest Selection and Trigger Learning

Selecting representative behaviors from user sequences is important for preference modeling, and existing methods can be grouped by whether the downstream target item is available when weighting historical behaviors. **Target-Aware Sequence Modeling** assumes a known candidate in ranking and uses attention to compute target-conditioned weights over behaviors (e.g., DIN [27], DIEN [26]); for long sequences, SIM [16] and SDIM [2] use multi-stage retrieval or hash-based lookup, and HSD [23] applies denoising to filter irrelevant interactions. However, these methods rely on a specific target and thus do not directly apply to trigger selection in retrieval, where downstream candidates are unknown and the system must select a small trigger set under strict budgets. **Target-Agnostic Trigger Learning** selects retrieval seeds without an explicit target and is less explored in practice, where many systems still rely on rule-based triggers such as recency or interaction frequency. PDN [13] learns trigger importance for two-hop retrieval, while Trinity [20] synthesizes multiple interests with rule-based and statistical designs to mitigate interest amnesia. Despite these advances, trigger selection is often optimized with short-horizon objectives and a single retrieval path, rather than attributing value by the future engagement induced by the recalled set, and it typically does not explicitly model trigger-to-channel allocation under heterogeneous multi-channel retrieval; CAPTS addresses these gaps with look-ahead value attribution and channel-adaptive routing.

6 Conclusion

We studied trigger selection for multi-channel item-to-item (I2I) retrieval and proposed CAPTS, a unified framework that aligns trigger scoring with look-ahead retrieval utility and performs

channel-aware routing under per-channel budgets. CAPTS combines a Value Attribution Module (VAM) that derives per-trigger, per-channel supervision from time-consistent I2I replay and future-window engagement with a Channel-Adaptive Trigger Routing (CATR) model that learns calibrated per-channel value predictions and encourages cross-channel complementarity via a diversity objective. Extensive offline evaluations and large-scale online A/B tests on a short-video platform show that CAPTS consistently improves multi-channel recall and yields measurable gains, including a +0.351% lift in app duration per device.

References

- [1] Shuai Bai, Yuxuan Cai, Ruizhe Chen, Keqin Chen, Xionghui Chen, Zesen Cheng, Lianghao Deng, Wei Ding, Chang Gao, Chunjiang Ge, Wenbin Ge, Zhifang Guo, Qidong Huang, Jie Huang, Fei Huang, Binyuan Hui, Shutong Jiang, Zhaoai Li, Mingsheng Li, Mei Li, Kaixin Li, Zicheng Lin, Junyang Lin, Xuejing Liu, Jiawei Liu, Chenglong Liu, Yang Liu, Dayiheng Liu, Shixuan Liu, Dunjie Lu, Ruilin Luo, Chenxu Lv, Rui Men, Lingchen Meng, Xuancheng Ren, Xingzhang Ren, Sibao Song, Yuchong Sun, Jun Tang, Jianhong Tu, Jianqiang Wan, Peng Wang, Pengfei Wang, Qiuyue Wang, Yuxuan Wang, Tianbao Xie, Yiheng Xu, Haiyang Xu, Jin Xu, Zhibo Yang, Mingkun Yang, Jianxin Yang, An Yang, Bowen Yu, Fei Zhang, Hang Zhang, Xi Zhang, Bo Zheng, Humen Zhong, Jingren Zhou, Fan Zhou, Jing Zhou, Yuanzhi Zhu, and Ke Zhu. 2025. Qwen3-VL Technical Report. arXiv:2511.21631 [cs.CV] <https://arxiv.org/abs/2511.21631>
- [2] Yue Cao, Xiaoqiang Zhou, Jiaqi Feng, Peihao Huang, Yao Xiao, Dayao Chen, and Sheng Chen. 2022. Sampling Is All You Need on Modeling Long-Term User Behaviors for CTR Prediction. In *CIKM*. ACM, 2974–2983.
- [3] Yukuo Cen, Jianwei Zhang, Xu Zou, Chang Zhou, Hongxia Yang, and Jie Tang. 2020. Controllable Multi-Interest Framework for Recommendation. In *KDD*. ACM, 2942–2951.
- [4] Yongjun Chen, Zhiwei Liu, Jia Li, Julian J. McAuley, and Caiming Xiong. 2022. Intent Contrastive Learning for Sequential Recommendation. In *WWW*. ACM, 2172–2182.
- [5] Paul Covington, Jay Adams, and Emre Sargin. 2016. Deep Neural Networks for YouTube Recommendations. In *RecSys*. ACM, 191–198.
- [6] James Davidson, Benjamin Liebald, Junnong Liu, Palash Nandy, Taylor Van Vleet, Ullas Gargi, Sujoy Gupta, Yu He, Mike Lambert, Blake Livingston, and Dasarathi Sampath. 2010. The YouTube video recommendation system. In *Proceedings of the Fourth ACM Conference on Recommender Systems* (Barcelona, Spain) (*RecSys '10*). Association for Computing Machinery, New York, NY, USA, 293–296. doi:10.1145/1864708.1864770
- [7] Chantat Eksombatchai, Pranav Jindal, Jerry Zitao Liu, Yuchen Liu, Rahul Sharma, Charles Sugnet, Mark Ulrich, and Jure Leskovec. 2018. Pixie: A System for Recommending 3+ Billion Items to 200+ Million Users in Real-Time. In *WWW*. ACM, 1775–1784.
- [8] Ahmed El-Kishky, Thomas Markovich, Serim Park, Chetan Verma, Baekjin Kim, Ramy Eskander, Yury Malkov, Frank Portman, Sofia Samaniego, Ying Xiao, and Aria Haghighi. 2022. TwHIN: Embedding the Twitter Heterogeneous Information Network for Personalized Recommendation. In *KDD*. ACM, 2842–2850.
- [9] Carlos A. Gomez-Urbe and Neil Hunt. 2016. The Netflix Recommender System: Algorithms, Business Value, and Innovation. *ACM Trans. Manage. Inf. Syst.* 6, 4, Article 13 (Dec. 2016), 19 pages. doi:10.1145/2843948
- [10] Po-Sen Huang, Xiaodong He, Jianfeng Gao, Li Deng, Alex Acero, and Larry P. Heck. 2013. Learning deep structured semantic models for web search using clickthrough data. In *CIKM*. ACM, 2333–2338.
- [11] Dmitry Kislyuk, Yuchen Liu, David C. Liu, Eric Tzeng, and Yushi Jing. 2015. Human Curation and Convnets: Powering Item-to-Item Recommendations on Pinterest. *CoRR* abs/1511.04003 (2015).
- [12] Chao Li, Zhiyuan Liu, Mengmeng Wu, Yuchi Xu, Huan Zhao, Pipei Huang, Guoliang Kang, Qiwei Chen, Wei Li, and Dik Lun Lee. 2019. Multi-Interest Network with Dynamic Routing for Recommendation at Tmall. In *CIKM*. ACM, 2615–2623.
- [13] Houyi Li, Zhihong Chen, Chenliang Li, Rong Xiao, Hongbo Deng, Peng Zhang, Yongchao Liu, and Haihong Tang. 2021. Path-based Deep Network for Candidate Item Matching in Recommenders. In *SIGIR*. ACM, 1493–1502.
- [14] Xiao Lv, Jiangxia Cao, Shijie Guan, Xiaoyou Zhou, Zhiguang Qi, Yaqiang Zang, Ming Li, Ben Wang, Kun Gai, and Guorui Zhou. 2024. MARM: Unlocking the Future of Recommendation Systems through Memory Augmentation and Scalable Complexity. *CoRR* abs/2411.09425 (2024).
- [15] Yue Meng, Cheng Guo, Xiaohui Hu, Honghu Deng, Yi Cao, Tong Liu, and Bo Zheng. 2025. User Long-Term Multi-Interest Retrieval Model for Recommendation. In *RecSys*. ACM, 1112–1116.
- [16] Qi Pi, Guorui Zhou, Yujing Zhang, Zhe Wang, Lejian Ren, Ying Fan, Xiaoqiang Zhu, and Kun Gai. 2020. Search-based User Interest Modeling with Lifelong Sequential Behavior Data for Click-Through Rate Prediction. In *CIKM*. ACM, 2685–2692.
- [17] Anesh Sharma, Jerry Jiang, Praveen Bommannavar, Brian Larson, and Jimmy Lin. 2016. GraphJet: Real-Time Content Recommendations at Twitter. *Proc. VLDB Endow.* 9, 13 (2016), 1281–1292.
- [18] Jizhe Wang, Pipei Huang, Huan Zhao, Zhibo Zhang, Binqiang Zhao, and Dik Lun Lee. 2018. Billion-scale Commodity Embedding for E-commerce Recommendation in Alibaba. In *KDD*. ACM, 839–848.
- [19] Xu Xie, Fei Sun, Zhaoyang Liu, Shiwen Wu, Jinyang Gao, Jiandong Zhang, Bolin Ding, and Bin Cui. 2022. Contrastive Learning for Sequential Recommendation. In *ICDE*. IEEE, 1259–1273.
- [20] Jing Yan, Liu Jiang, Jianfei Cui, Zhichen Zhao, Xingyan Bin, Feng Zhang, and Zuotao Liu. 2024. Trinity: Synchronizing Multi-/Long-Tail/Long-Term Interests All in One. In *KDD*. ACM, 6095–6104.
- [21] Xiaoyong Yang, Yadong Zhu, Yi Zhang, Xiaobo Wang, and Quan Yuan. 2020. Large Scale Product Graph Construction for Recommendation in E-commerce. *CoRR* abs/2010.05525 (2020).
- [22] Rex Ying, Ruining He, Kaifeng Chen, Pong Eksombatchai, William L. Hamilton, and Jure Leskovec. 2018. Graph Convolutional Neural Networks for Web-Scale Recommender Systems. In *KDD*. ACM, 974–983.
- [23] Chi Zhang, Yantong Du, Xiangyu Zhao, Qilong Han, Rui Chen, and Li Li. 2022. Hierarchical Item Inconsistency Signal Learning for Sequence Denoising in Sequential Recommendation. In *CIKM*. ACM, 2508–2518.
- [24] Jiang Zhang, Sumit Kumar, Wei Chang, Yubo Wang, Feng Zhang, Weize Mao, Hanchao Yu, Aashu Singh, Min Li, and Qifan Wang. 2025. Optimizing Recall or Relevance? A Multi-Task Multi-Head Approach for Item-to-Item Retrieval in Recommendation. *CoRR* abs/2506.06239 (2025).
- [25] Jianjin Zhang, Zheng Liu, Weihao Han, Shitao Xiao, Ruicheng Zheng, Yingxia Shao, Hao Sun, Hanqing Zhu, Premkumar Srinivasan, Weiwei Deng, Qi Zhang, and Xing Xie. 2022. Uni-Retriever: Towards Learning the Unified Embedding Based Retriever in Bing Sponsored Search. In *KDD*. ACM, 4493–4501.
- [26] Guorui Zhou, Na Mou, Ying Fan, Qi Pi, Weijie Bian, Chang Zhou, Xiaoqiang Zhu, and Kun Gai. 2019. Deep Interest Evolution Network for Click-Through Rate Prediction. In *AAAI*. AAAI Press, 5941–5948.
- [27] Guorui Zhou, Xiaoqiang Zhu, Chengru Song, Ying Fan, Han Zhu, Xiao Ma, Yanghui Yan, Junqi Jin, Han Li, and Kun Gai. 2018. Deep Interest Network for Click-Through Rate Prediction. In *KDD*. ACM, 1059–1068.
- [28] Yongchun Zhu, Guanyu Jiang, Jingwu Chen, Feng Zhang, Qi Wu, and Zuotao Liu. 2025. Long-Term Interest Clock: Fine-Grained Time Perception in Streaming Recommendation System. In *WWW (Companion Volume)*. ACM, 1554–1557.

A Notation

Table 7 summarizes the main notation.

B Implementation Details

In offline supervision construction, we perform I2I replay on candidate triggers for each request to obtain channel-specific retrieval results and build VAM supervision, following the definitions in the main text. We encode the most recent $L = 50$ effective views as the behavior sequence \mathbf{X} . For the intensity label, we use a default channel-wise scale $s_c = 100$ and a cap $M_c = 6$. To improve robustness, we convert time-related continuous signals such as watch time and time gaps into time-bucket features.

I2I channel configuration. Offline experiments replay three I2I channels to cover the major retrieval paradigms used online, including collaborative-filtering based retrieval, deep embedding retrieval, and multi-modal content retrieval. Online A/B tests additionally enable SimLR I2I [16], resulting in a four-channel I2I configuration.

- Swing I2I [?]: a collaborative-filtering based channel that leverages co-occurrence signals from user interactions.
- Marm I2I [14]: a deep embedding matching channel designed to capture and model long-term user interests.
- MMU I2I [1]: a multi-modal content-based channel that performs similarity retrieval using visual and semantic features of videos.

Table 7: Summary of main notation.

Symbol	Description
u	User
i	Item video
\mathcal{H}_u	User interaction history
(i_k, τ_k, d_k, r_k)	k -th interaction tuple in \mathcal{H}_u
τ_0	Request timestamp
\mathcal{C}	Set of I2I retrieval channels
c	Retrieval channel index $c \in \mathcal{C}$
B_c	Trigger budget of channel c per request
t	Candidate trigger item
$\mathcal{W}_u^{\text{fut}}(\tau_0)$	Items consumed in the next w_s effective views
w_s	Future window size in VAM
$\mathcal{R}_c(t, \tau_0)$	Items retrieved by channel c from trigger t at τ_0
$g(j)$	Engagement of item j on effective views
$V_c(t)$	Forward value of routing trigger t to channel c
$\ell_c(t, \tau_0)$	Channel intensity label from VAM
\mathbf{h}_u	User representation in CATR
\mathbf{h}_t	Trigger embedding in CATR
$\tilde{\mathbf{h}}_t$	Trigger-aware summary from target attention
$\hat{v}_c(t)$	Calibrated value prediction of trigger t on channel c
$\text{Uniq}_c@K$	Fraction of Top- K results unique to channel c

- SimLR I2I [16]: a pairwise logistic regression based channel that learns item-item similarity weights from combined user-item features.

C Timestamp-aligned I2I Replay

VAM constructs supervision by attributing subsequent consumption to triggers through an I2I replay anchored at the request time τ_0 . Since the replay is executed after τ_0 while the I2I index and retrieval models are continuously refreshed online, using the latest retrieval artifacts would produce retrieval results that may reflect updates occurring after τ_0 and thus introduce temporal leakage. We therefore replay I2I retrieval using a snapshot aligned with τ_0 so that $\mathcal{R}_c(t, \tau_0)$ reflects the retrieval state that was available at request time. In offline replay, each channel returns the top-50 retrieved items per trigger to match the online retrieval configuration.

In production, retrieval artifacts are often refreshed faster than the user interaction data stream becomes available for labeling, which creates an asynchronous lag between the retrieval stack and the interaction pipeline. To robustly align replayed retrieval with the interaction stream, we apply a conservative rollback and query artifacts no later than $\tau_0^- = \tau_0 - \delta$. In our deployment, we set δ to approximately 20 minutes to account for the observed lead of retrieval refresh over interaction stream availability.

D Cross-channel Analysis of Selected Triggers

To further understand the source of online gains, we compare the triggers selected by CAPTS with those selected by the rule-based baseline and report channel-attributed statistics in Table 8. CAPTS exhibits low trigger overlap with the baseline, ranging from 5.9% to 12.1%, suggesting that it captures incremental interests beyond the baseline policy. Beyond overlap, CAPTS improves the quality

of I2I-attributed impressions in a consistent manner: Avg. Play increases by 5.4%–14.9% across channels (2.29 s on average), and Avg. Dur. increases by 2.2%–13.5% (6.18 s on average). Meanwhile, L1 Cat. Count increases on SimLR, Swing, and MMU by up to +2 categories (1 category on average), indicating broader topical coverage in the retrieved set. Together, these patterns suggest that CAPTS tends to route triggers that lead to more engaging impressions and, in particular, shifts I2I exposure toward richer and longer-duration videos while expanding category diversity.

Table 8: Cross-channel trigger overlap and channel-attributed item statistics in online A/B tests. Overlap Rate is the fraction of CAPTS-selected triggers that also appear in the rule-based baseline trigger set. Avg. Play and Avg. Dur. denote the average play time and average video duration of impressions attributed to each I2I channel. L1 Cat. Count denotes the average number of distinct level-1 categories covered by retrieved items. Improv. denotes the absolute difference between CAPTS and Base for each metric.

Channel	Group	Overlap Rate	Avg. Play (s)	Avg. Dur. (s)	L1 Cat. Count
Swing I2I	Base	–	26.22	91.96	25
	CAPTS	10.3%	27.63	94.02	26
	Improv.	–	+1.41	+2.06	+1
Marm I2I	Base	–	23.87	79.83	28
	CAPTS	12.1%	27.43	90.62	28
	Improv.	–	+3.56	+10.79	0
SimLR I2I	Base	–	25.50	81.93	21
	CAPTS	8.7%	27.66	87.46	23
	Improv.	–	+2.16	+5.54	+2
MMU I2I	Base	–	27.25	91.33	27
	CAPTS	5.9%	29.29	97.64	28
	Improv.	–	+2.04	+6.31	+1