

Constraint-Rectified Training for Efficient Chain-of-Thought

Qinhang Wu^{*1}, Sen Lin², Ming Zhang³, Yingbin Liang¹, Ness B. Shroff¹

¹The Ohio State University ²University of Houston ³Google

Chain-of-Thought (CoT) has significantly enhanced the reasoning capabilities of Large Language Models (LLMs), especially when combined with reinforcement learning (RL) based post-training methods. While longer reasoning traces can improve answer quality and unlock abilities such as self-correction, they also incur high inference costs and often introduce redundant steps, known as overthinking. Recent research seeks to develop efficient reasoning strategies that balance reasoning length and accuracy, either through length-aware reward design or prompt-based calibration. However, these heuristic-based approaches may suffer from severe accuracy drop and be very sensitive to hyperparameters. To address these problems, we introduce **CRT** (Constraint-Rectified Training), a principled post-training framework based on reference-guarded constrained optimization, yielding a more stable and interpretable formulation for efficient reasoning without fragile threshold tuning. CRT alternates between minimizing reasoning length and rectifying accuracy only when performance falls below the reference, enabling stable and effective pruning of redundant reasoning. We further extend CRT with a two-stage training scheme that first discovers the shortest reliable reasoning patterns and then refines accuracy under a learnt length budget, preventing the re-emergence of verbose CoT. Our comprehensive evaluation shows that this framework consistently reduces token usage while maintaining answer quality at a robust and reliable level. Further analysis reveals that CRT improves reasoning efficiency not only by shortening responses but also by reducing internal language redundancy, leading to a new evaluation metric. Moreover, CRT-based training naturally yields a sequence of intermediate checkpoints that span a spectrum of explanation lengths while preserving correctness, enabling fine-grained control over reasoning verbosity without retraining.

1. Introduction

Frontier reasoning models such as OpenAI o1 (Jaech et al., 2024) and Gemini 2.5 (Comanici et al., 2025) have demonstrated remarkable proficiency in addressing complex tasks in mathematics, programming, and logical reasoning across diverse domains. Meanwhile, open-source families such as Qwen3 and Phi-4 series provide a spectrum of parameter scales, substantially advancing research in language model reasoning. At the heart of these successes lies Chain-of-Thought (CoT), which allows models to reason step by step and achieve higher performance on challenging problems.

^{*}Correspondence to Qinhang Wu (wu.5677@osu.edu).

While CoT strengthens reasoning capability, it frequently produces redundant outputs, a phenomenon termed *overthinking* (Sui et al., 2025), which incurs computational overhead and can even degrade answer quality. Efforts to address this *efficient reasoning* problem primarily span supervised fine-tuning (SFT), inference-time add-ons, and post-training reinforcement learning. Among them, post-training RL is especially powerful since it directly optimizes accuracy and efficiency through reward shaping, rather than relying on prompt curation or decoding strategies. However, many existing approaches rely on heuristic reward design or fixed accuracy thresholds that are difficult to tune and often lead to unstable tradeoffs between correctness and brevity.

This naturally leads to the following question: *Can we develop a principled approach to enhance reasoning efficiency without sacrificing accuracy?* In this work, we cast efficient reasoning as a constrained optimization problem, in which the reasoning length is minimized subject to constraints that ensure reasoning accuracy is maintained. More specifically, our contributions can be summarized as follows:

- We formulate efficient reasoning as a principled *reference-guarded constrained optimization* problem, where a relative safeguard against a frozen reference policy is introduced to replace fragile absolute-value based accuracy constraints.
- We introduce **Constraint-Rectified Training (CRT)**, a simple and principled post-training algorithm that alternates between shortening reasoning traces and restoring accuracy only when performance falls below the reference, enabling stable and effective pruning of redundant reasoning.
- We further extend CRT with a two-stage training scheme that first discovers the shortest reliable reasoning patterns and then refines accuracy under a fixed length budget, preventing the re-emergence of verbose CoT.
- We conduct comprehensive evaluations across multiple reasoning benchmarks, demonstrating that CRT consistently reduces reasoning redundancy while maintaining robust answer accuracy. Beyond average length, we further propose a quantitative metric to measure internal language redundancy, revealing efficiency gains that are not captured by token count alone.

2. Related Work

RL-based reasoning. CoT prompting (Wei et al., 2022) shows that inducing intermediate steps can substantially improve model’s performance on a wide range of reasoning tasks. Subsequent extensions enhance CoT by reasoning traces aggregation (Wang et al., 2023) and tree-based CoT generalization (Yao et al., 2023). RL has recently re-emerged as a practical recipe for training Large Reasoning Model (LRM) (Cobbe et al., 2021; Lightman et al., 2024; Luo et al., 2025b; Wang et al., 2024; Zeng et al., 2025; Zhu et al., 2025), popularized by the renewed adoption of RL-based post-training in DeepSeek-R1 (Guo et al., 2025). A representative approach is GRPO (Shao et al., 2024), which replaces an explicit reward model with group-relative comparisons among multiple rollouts per prompt; this line has been extended by many variants (Mansouri et al., 2025; Wu et al., 2025; Yu et al., 2025; Zhang et al., 2025). In parallel, a growing body of work characterizes reasoning traces as structured objects to better understand how post-training shapes reasoning behavior (Chen et al., 2025; Hu et al., 2025; Singla et al., 2025).

Despite the apparent logical form of CoT, reasoning traces are associated with a diverse set of failures beyond final-answer correctness. Recent studies highlight *illusionary* or invalid

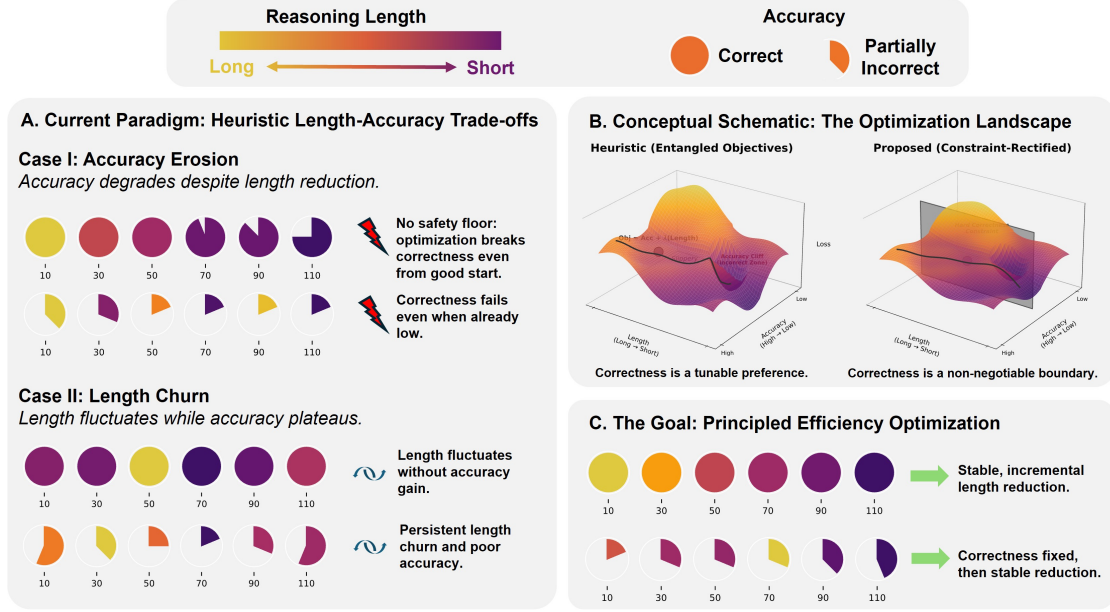


Figure 1 | Failure modes of heuristic length-accuracy tradeoffs. Color intensity encodes the response length (brighter = longer; darker = shorter). Circle fill represents accuracy: a fully filled circle marks a correct prediction, whereas a partially filled circle reflects partial correctness, with larger filled regions corresponding to higher correctness. Numbers below the circles denote training steps.

reasoning, where the trace may appear plausible without faithfully supporting the answer (He et al., 2025; Jose, 2025; Liu et al., 2025b; Weatherhead et al., 2025); *overthinking*, where redundant steps inflate cost and can even degrade accuracy (Chen et al., 2024); *underthinking*, where LRMs still fail to allocate sufficient effective computation (Wang et al., 2025b); *collapse* into illegible or degenerate chains (Jose, 2025); *forgetting* induced by reasoning-centric post-training (Phan et al., 2025); and *data contamination* that can confound conclusions about genuine reasoning improvements (Dang and Mohaisen, 2025; Wang et al., 2025a). These findings collectively call for training frameworks that explicitly regulate how computation is allocated during reasoning.

Overthinking. The efficiency cost of reasoning has attracted particular attention: unnecessary CoT steps increase latency and token usage, and may introduce additional opportunities for error. Existing approaches mitigate overthinking from several angles, including supervised shortening or compression of reasoning traces (Kang et al., 2025; Liu et al., 2024; Xia et al., 2025), RL-based post-training that directly optimizes for efficient reasoning (Arora and Zanette, 2025; Hou et al., 2025; Li et al., 2025b; Liu et al., 2025a; Luo et al., 2025a; Shen et al., 2025; Yi et al., 2025), and inference-time controls such as early exiting based on intermediate signals (Dai et al., 2025; Hao et al., 2024). However, many methods still hinge on heuristic thresholds or sensitive trade-offs between brevity and correctness, leaving open the question of how to enforce efficiency while preserving answer reliability in a principled manner.

3. Motivation

Despite the empirical success of CoT reasoning, inefficiency remains a critical issue for practical deployment, particularly consequential in budget-constrained environments. Existing approaches predominantly quantify inefficiency through response length, implicitly assuming

that shorter reasoning traces correspond to more efficient reasoning. However, we argue that reasoning inefficiency is not merely a matter of verbosity, but reflects deeper optimization pathologies that are poorly addressed by pure length-based objectives.

From an optimization perspective, CoT post-training involves competing objectives: improving task accuracy while reducing reasoning cost. Most existing approaches address this tension by collapsing efficiency into a scalar proxy such as response length and heuristically combining it with an accuracy-based reward. While simple and intuitive, this design treats correctness as a tunable preference rather than an explicit constraint, obscuring its structural role in the optimization problem.

The consequences of this entanglement are illustrated in Figure 1. Panel A summarizes two failure modes observed during training with heuristic length-accuracy tradeoffs. In **accuracy erosion**, models achieve shorter responses at the cost of degraded correctness, even when starting from a strong baseline. In **length churn**, response length fluctuates substantially across training iterations while accuracy remains largely unchanged, indicating inefficient optimization that fails to suppress redundant reasoning. These behaviors reflect unstable optimization trajectories rather than isolated hyperparameter choices.

These failure modes are not merely incidental. Table 1 quantifies accuracy stability conditioned on successful length reduction (Len↓). Across both datasets, selected heuristic baselines *ThinkPrune* and *ACPO* frequently exhibit accuracy degradation when length decreases: up to one-third of length-reduced instances suffer correctness loss. In contrast, CRT exhibits substantially higher accuracy preservation under Len↓, with a larger fraction of cases maintaining or improving correctness. This gap highlights a fundamental limitation of length-based approaches: since correctness is not explicitly enforced, they provide no mechanism to bound performance degradation. Small changes in length pressure can therefore induce unwanted accuracy shifts.

Table 1 | Accuracy stability under successful length reduction. Each entry reports the percentage of problems whose accuracy decreases (AD%), preserves (AP%), or improves (AI%) after training, conditioned on instances where response length is reduced.

Method	AD% (↓)	AP% (↑)	AI% (↑)	Acc (↑)
SAT Math				
<i>ThinkPrune-1k</i>	37.5%	45.8%	16.7%	81.45
<i>ACPO</i>	27.3%	40.9%	31.8%	91.02
<i>CRT (ours)</i>	12.5%	56.2%	31.2%	93.16
GSM8K				
<i>ThinkPrune-1k</i>	34.0%	46.1%	19.9%	81.54
<i>ACPO</i>	28.7%	51.1%	20.2%	82.78
<i>CRT (ours)</i>	20.0%	55.6%	24.4%	84.64

Toward Principled Efficiency Optimization. The insights above indicate that reasoning inefficiency is not merely a matter of verbosity, but a consequence of how efficiency and correctness are coupled during optimization. This motivates a shift from heuristic reward mixing toward a constraint-aware formulation. We advocate for explicitly rectifying efficiency optimization with correctness constraints. Such formulation cleanly separates *what must not be sacrificed* (correctness) from *what should be improved* (reasoning efficiency), yielding three key advantages:

1. Principled guarantees: correctness is preserved reliably rather than recovered post hoc;

2. Stable optimization dynamics: redundant reasoning patterns are suppressed even when they do not immediately affect accuracy;
3. Fine-grained accuracy control: efficiency can be optimized incrementally without brittle threshold tuning.

4. Method

In this section, we introduce *Constraint-Rectified Training* (CRT), a post-training framework that enables systematic pruning of redundant reasoning while maintaining robust correctness.

4.1. Preliminaries

Let x denote an input prompt drawn from a distribution ρ , and let y represent the model-generated output containing both CoT reasoning and the final answer. We denote $y^*(x)$ as the ground-truth answer corresponding to prompt x , and model responses are sampled from a policy $\pi_\theta(y | x)$ parameterized by θ . To quantify efficiency, we introduce a normalized length measure $\ell_{\text{norm}}(y)$, obtained by normalizing response length with respect to the per-prompt mean and variance, yielding a scale-invariant length measure. Solution correctness is evaluated using a verifier-based indicator $\mathbb{1}\{y = y^*(x)\}$.

4.2. Formulation

We formulate *efficient reasoning* as a constrained optimization problem: the goal is to reduce the expected length of generated solutions while ensuring that accuracy does not fall below a specified threshold α . Formally, we optimize

$$\begin{aligned} \min_{\pi} \quad & \mathbb{E}_{x \sim \rho, y \sim \pi_\theta(y|x)} [\ell_{\text{norm}}(y)] \\ \text{s.t.} \quad & - \mathbb{E}_{x \sim \rho, y \sim \pi_\theta(y|x)} [\mathbb{1}\{y = y^*(x)\}] \leq \alpha \end{aligned} \tag{1}$$

which captures the central tension in efficient reasoning: shortening CoT without sacrificing correctness beyond an acceptable margin.

However, it is often impractical to specify an appropriate accuracy threshold α before post-training for Equation (1). If the threshold is set too high, the feasible region becomes overly restrictive and the model cannot meaningfully shorten its reasoning. Conversely, if the threshold is set too small, the optimization may aggressively prune CoT steps, leading to severe degradation in reasoning quality.¹ In short, the scalar constraint parameter α is difficult to tune and does not provide a stable accuracy safeguard during training. To address this problem, we introduce a *reference-policy guard* to replace the fixed accuracy threshold. Let π_{ref} denote a frozen reference model (e.g., the initial model before any length-aware post-training). Since π_{ref} represents the original reasoning capability of the model, an intuitive requirement is that our updated policy π should not perform significantly worse than π_{ref} in terms of correctness. This leads to a relative accuracy constraint:

$$\mathbb{E}_{x \sim \rho, y_{\text{ref}} \sim \pi_{\text{ref}}(y|x)} [\mathbb{1}\{y = y^*(x)\}] \geq \mathbb{E}_{x \sim \rho, y_{\text{ref}} \sim \pi_{\text{ref}}(y|x)} [\mathbb{1}\{y_{\text{ref}} = y^*(x)\}] - \varepsilon \tag{2}$$

where $\varepsilon \geq 0$ is a small tolerance indicating how much accuracy degradation is allowed. This relative constraint avoids the difficulty of selecting an absolute accuracy threshold and ensures

¹In the extreme case, the model may omit intermediate reasoning entirely and directly output a final answer.

that length pruning does not undermine the model’s original problem-solving performance. Under this reference-based accuracy safeguard, the objective can be reformulated as follows:

$$\begin{aligned} \min_{\pi} \quad & \mathbb{E}_{x \sim \rho, y \sim \pi_{\theta}(y|x)} [\ell_{\text{norm}}(y)] \\ \text{s.t.} \quad & \mathbb{E}_{x \sim \rho, y \sim \pi_{\theta}(y|x)} [\mathbb{1}\{y = y^*(x)\}] \geq \mathbb{E}_{x \sim \rho, y_{\text{ref}} \sim \pi_{\text{ref}}(y|x)} [\mathbb{1}\{y_{\text{ref}} = y^*(x)\}] - \varepsilon. \end{aligned} \quad (3)$$

4.3. Constraint-Rectified Training

We now turn to developing a practical post-training method that can enforce this constraint during optimization. A natural first attempt to enforce the above constraint is to adopt a primal-dual optimization framework, in which the accuracy constraint is incorporated via a Lagrange multiplier and jointly optimized with the primary objective. While conceptually straightforward, such approaches often introduce additional sensitivity to hyperparameter tuning, as the dual variable must be carefully calibrated to balance accuracy preservation and length reduction. In practice, we observe that improper tuning can lead to oscillatory behavior or overly conservative updates, limiting the effectiveness of reasoning pruning.

To avoid the use of dual variables, in this paper we leverage the Constraint-Rectified Policy Optimization (CRPO) framework (Xu et al., 2021), which performs immediate, lightweight switches between minimizing length and maintaining accuracy. This aligns directly with our goal: to prune unnecessary reasoning while ensuring the model does not degrade relative to the reference policy. Under our updated formulation, we modify CRPO so that accuracy is enforced relative to the reference model rather than via an absolute threshold. The algorithm therefore alternates between (i) shortening reasoning length when accuracy is sufficiently high, and (ii) restoring accuracy whenever the model underperforms the reference. We propose the resulting algorithm as CRT detailed in Algorithm 1. The procedure is simple, stable in practice, and naturally implements our reference-guarded constraint.

4.4. Two-stage Extension of CRT

The reference-guarded formulation in Equation (3) enables effective pruning of redundant reasoning by minimizing response length while ensuring that accuracy does not fall below a fixed reference policy. This design is well aligned with our primary objective of obtaining concise yet reliable reasoning trajectories. However, after Stage I converges, the policy usually reaches a saturated regime where the reasoning length can no longer be substantially reduced. Beyond this point, further updates yield limited improvements in length, while gains in accuracy become comparatively more meaningful and valuable.

Thus motivated, we introduce a novel two-stage extension of CRT that decouples efficiency discovery from accuracy refinement. Stage I aggressively compresses reasoning traces under reference-guarded correctness constraints. Stage II then reverses the roles of objective and constraint, but crucially, it avoids introducing an absolute length target which would again require brittle threshold selection. Instead, we use the Stage I trained policy itself as a length reference, and constrain Stage II to match the normalized length profile achieved by that Stage I reference model. This modification yields a principled accuracy-refinement phase without sacrificing the efficiency discovered in Stage I.

Stage I: Length Minimization under Reference-Guarded Accuracy Constraints. In the first stage, we solve the reference-guarded constrained optimization problem in Equation (3), producing a compressed policy whose correctness remains competitive with that of the original

Algorithm 1 Constraint-Rectified Training

- 1: **Input:** Initial LM parameters θ_0 , reference policy π_{ref} , tolerance ε , CRPO slack $\eta > 0$, learning rate η_θ , total steps T .
- 2: **for** step $t = 0, 1, \dots, T - 1$ **do**
- 3: Sample minibatch $\{x_i\}_{i=1}^B \sim \rho$, generate $y_i \sim \pi_\theta(\cdot | x_i)$
- 4: Generate reference responses $y_i^{\text{ref}} \sim \pi_{\text{ref}}(\cdot | x_i)$
- 5: Evaluate minibatch accuracy of current and reference policies:

$$\hat{A}_t = \frac{1}{B} \sum_{i=1}^B \mathbb{1}\{y_i = y^*(x_i)\}, \quad \hat{A}^{\text{ref}} = \frac{1}{B} \sum_{i=1}^B \mathbb{1}\{y_i^{\text{ref}} = y^*(x_i)\}$$

- 6: **if** $\hat{A}_t < \hat{A}^{\text{ref}} - \varepsilon - \eta$ **then**
- 7: /* accuracy below reference \rightarrow rectify toward accuracy */

$$\theta_{t+1} \leftarrow \theta_t + \eta_\theta \nabla_\theta \left(\frac{1}{B} \sum_{i=1}^B \mathbb{1}\{y_i = y^*(x_i)\} \right)$$

- 8: **else**
- 9: /* accuracy acceptable \rightarrow optimize for shorter reasoning */

$$\theta_{t+1} \leftarrow \theta_t - \eta_\theta \nabla_\theta \left(\frac{1}{B} \sum_{i=1}^B \ell_{\text{norm}}(y_i) \right)$$

- 10: **end if**
 - 11: **end for**
-

reference policy. Once improvement in response length saturates, we obtain the Stage I reference policy, denoted by $\pi_{\text{ref}}^{(I)}$.

Stage II: Accuracy Maximization under Reference-Based Length Constraints. In the second stage, we shift the optimization focus to maximizing solution correctness while constraining the expected normalized length to remain close to that of the Stage I policy $\pi_{\text{ref}}^{(I)}$:

$$\begin{aligned} \max_{\pi} \quad & \mathbb{E}_{x \sim \rho, y \sim \pi_\theta(y|x)} [\mathbb{1}\{y = y^*(x)\}] \\ \text{s.t.} \quad & \mathbb{E}_{x \sim \rho, y \sim \pi_\theta(y|x)} [\ell_{\text{norm}}(y)] \leq \mathbb{E}_{x \sim \rho, y_{\text{ref}}^{(I)} \sim \pi_{\text{ref}}^{(I)}(y|x)} \left[\ell_{\text{norm}}(y_{\text{ref}}^{(I)}) \right] + \delta, \end{aligned} \tag{4}$$

where $\delta \geq 0$ is a small tolerance controlling how much the policy is allowed to deviate (in expectation) from the Stage I length regime. To ensure a consistent length scale across stages, we freeze the statistics used in length normalization (e.g., mean and variance) based on rollouts from $\pi_{\text{ref}}^{(I)}$.

This second stage prevents the model from reintroducing unnecessarily long CoT traces to recover accuracy and preserves the learned efficiency profile discovered in Stage I, while encouraging the policy to find higher-quality reasoning strategies within that constraint.

5. Experiments

5.1. Experimental Setup

We implement our method within the Verl (Sheng et al., 2025) RL framework. All experiments are conducted using the hardware configuration detailed in Section A. We evaluate our approach on two backbone language models: DeepSeek-R1-Distilled-Qwen-1.5B (Guo et al., 2025) (hereafter *DeepSeek-1.5B*), and *Qwen3-4B* (Yang et al., 2025). Across all settings, we use a fixed batch size of 128 and generate 16 rollouts per prompt during training and testing.

Dataset. Following SimpleRL-Zoo (Zeng et al., 2025), we perform RL on a mixture of the training splits from GSM8K (Cobbe et al., 2021) and MATH (Hendrycks et al., 2021). GSM8K consists of 7.4k training and 1.3k test examples, while MATH provides 7.5k training and 5k test examples. These datasets are well-suited for studying reasoning efficiency for several reasons. First, they exhibit complementary difficulty regimes: GSM8K emphasizes elementary, multi-step arithmetic reasoning, whereas MATH contains more challenging problems requiring deeper symbolic manipulation. Second, both datasets provide standardized, in-domain evaluation splits with relatively low inference cost, enabling controlled and systematic analysis of reasoning behaviors under RL training. For evaluation, we consider both in-domain and out-domain benchmarks. In-domain performance is assessed on GSM8K (Cobbe et al., 2021) and MATH500 (Lightman et al., 2024), which follow the same problem distributions as the RL training data. To evaluate generalization beyond the training domain, we additionally report results on a suite of out-domain math reasoning benchmarks, including SAT Math (Zhong et al., 2024), AMC23 (math ai, 2023), AIME24 (Jia, 2024), and OLYMPIAD Bench (He et al., 2024).

Baselines. In addition to the two base models, we compare our proposed method (denoted as CRT) against reproduced results from recent approaches for efficient reasoning, including ThinkPrune (Hou et al., 2025), L1 (Aggarwal and Welleck, 2025), O1-Pruner (Luo et al., 2025a), ShorterBetter (Yi et al., 2025), and ACPO (Cheng et al., 2025). For ThinkPrune, we evaluate two length budgets, 1k and 500. For O1-Pruner, we test two penalty coefficients: $\lambda \in \{1.0, 4.0\}$.

Metrics. We report **Acc**, defined as the pass@1 accuracy (in %) averaged over rollouts per question, and **Len**, defined as the average number of generated tokens per response. In addition, to better capture the trade-off between reasoning quality and efficiency, we report two composite metrics: AES_1 , and AES_2 . Higher AES (Luo et al., 2025a) values indicate more favorable efficiency-accuracy trade-off, with AES_2 imposing a stricter penalty on accuracy degradation than AES_1 . The formal definition of AES is provided in Section B.

5.2. Main Results

We report the in-domain evaluation results for DeepSeek-1.5B in Table 2 and the out-domain results in Table 3. We report Qwen3-4B results in Table 4. Across all settings, CRT achieves the highest AES scores among the evaluated baselines, indicating a superior ability to balance accuracy and reasoning efficiency. Moreover, CRT preserves the original model’s accuracy across most tasks, and in several cases yields measurable improvements. As shown by the training trajectories in Figure 2 (left), CRT consistently reduces average response length throughout training while largely maintaining task performance in both domains. In contrast, ThinkPrune exhibits substantial performance degradation beginning in the mid-training phase. These training-time dynamics directly account for the observed differences in final inference performance.

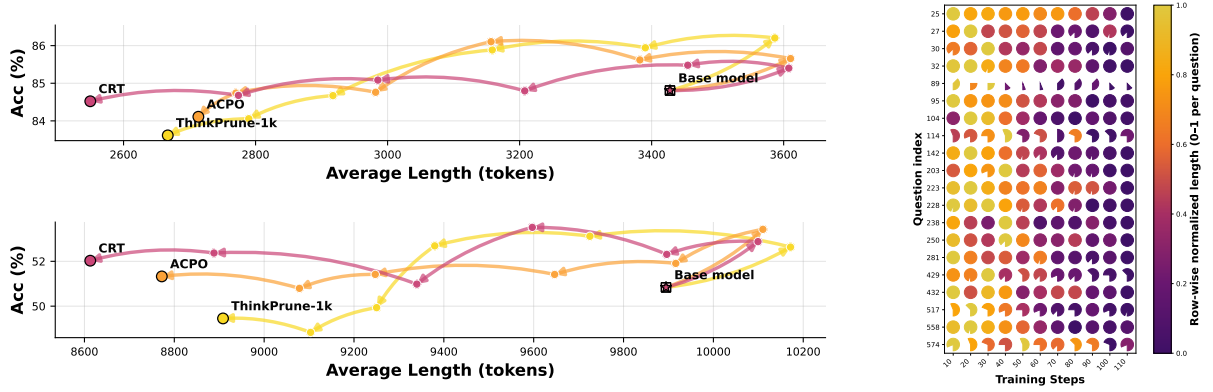


Figure 2 | Left: Inference trajectories over training checkpoints. We periodically save intermediate model checkpoints during training and evaluate them via inference on the testing dataset. The base model is DeepSeek-1.5B. The upper figure reports in-domain performance, while the lower figure reports out-domain performance. Right: Case study of CRT training behavior evaluated on GSM8K. Each row corresponds to a question, and each column to an intermediate model checkpoint generated during CRT training.

Table 2 | Empirical evidence on in-domain testing dataset: GSM8K and MATH500.

Method	GSM8K		MATH500		Avg		Metrics	
	Acc	Len	Acc	Len	\bar{A}	\bar{L}	AES_1	AES_2
DeepSeek-1.5B	84.43	1869	85.19	4987	84.81	3428.0	0.0000	0.0000
+ <i>ThinkPrune-500</i>	78.91	995	85.25	4455	82.08	2725.0	0.0441	-0.1168
+ <i>ThinkPrune-1k</i>	81.54	1128	85.69	4206	83.62	2667.0	0.1515	0.0811
+ <i>L1</i>	86.34	2272	85.69	4891	86.02	3581.5	-0.0022	-0.0022
+ <i>O1-Pruner-1.0</i>	80.36	1272	85.75	4174	83.06	2723.0	0.1022	-0.0013
+ <i>O1-Pruner-4.0</i>	84.39	1561	85.56	4452	84.97	3006.5	0.1288	0.1288
+ <i>ShorterBetter</i>	71.24	294	82.47	3205	76.85	1749.6	0.0207	-0.4482
+ <i>ACPO</i>	82.78	1252	85.44	4175	84.11	2713.3	0.1673	0.1261
+ CRT (ours)	84.64	1172	86.06	3826	85.35	2499.2	0.2901	0.2901

5.3. Analyzing Redundancy Beyond Average Length

While average response length is a useful coarse indicator of reasoning efficiency, it does not fully capture qualitative differences in how different models reason. In particular, two responses of comparable length may differ substantially in informational density, with one exhibiting repetitive or self-referential patterns (e.g., verification loops or self-doubt statements) that do not contribute to problem solving. Motivated by this observation, we move beyond length-based metrics and analyze changes in *language redundancy* across training checkpoints and baselines.

Qualitative inspection at the sample level reveals that earlier checkpoints frequently contain self-checking and verification loops, where later results could be reiterated multiple times throughout the reasoning trace. Whether such patterns are directly correlated with correctness remains unclear; however, they suggest that efficiency gains may arise not only from shorter outputs but also from reduced redundancy within the text. Although one could assess redundancy using semantic judges (e.g., LLM-based evaluators), we instead focus on deterministic, text-based metrics that can be computed directly and reproducibly.

Table 3 | Empirical evidence on out-domain testing dataset: SAT Math, AMC23, AIME24, and OLYMPIAD Bench.

Method	SAT		AMC23		AIME24		Olymp.		Avg		Metrics	
	Acc	Len	Acc	Len	Acc	Len	Acc	Len	\bar{A}	\bar{L}	AES ₁	AES ₂
DeepSeek-1.5B	89.84	1373	69.84	8634	30.42	14044	13.25	15527	50.84	9894.5	0.00	0.00
+ <i>ThinkPrune-500</i>	81.45	609	71.88	7715	27.92	13378	13.63	14791	48.72	9123.2	-0.13	-0.33
+ <i>ThinkPrune-1k</i>	81.45	759	72.97	7548	28.96	13001	14.44	14326	49.46	8908.5	-0.03	-0.17
+ <i>L1</i>	97.66	2377	72.34	8134	29.38	13565	12.56	15533	52.98	9902.2	0.12	0.12
+ <i>O1-Pruner-1.0</i>	86.91	1225	70.78	7606	28.54	12930	12.81	14410	49.76	9042.8	-0.01	-0.12
+ <i>O1-Pruner-4.0</i>	91.21	1500	71.88	7848	30.63	12669	12.62	14547	51.58	9141.0	0.12	0.12
+ <i>ShorterBetter</i>	84.77	200	74.84	6068	27.08	11714	11.62	12908	49.58	7722.4	0.10	-0.03
+ <i>ACPO</i>	91.02	1282	71.25	7251	30.42	12367	12.62	14189	51.33	8772.2	0.14	0.14
+ <i>CRT (ours)</i>	93.16	1582	74.38	6934	28.54	12674	13.63	13956	52.43	8786.4	0.21	0.21

Table 4 | Evaluation results using Qwen3-4B as the base model. Full dataset-wise results are reported in Table 7.

Method	\bar{A}	\bar{L}	AES ₁	AES ₂
Qwen3-4B	65.77	2472.8	0	0
+ <i>ThinkPrune-500</i>	64.96	2109.8	0.09	0.02
+ <i>ThinkPrune-1k</i>	64.46	2006.9	0.09	-0.01
+ <i>O1-Pruner-4.0</i>	62.66	1394.3	0.2	-0.04
+ <i>ShorterBetter</i>	61.22	1343.4	0.11	-0.23
+ <i>ACPO</i>	63.12	1675.6	0.12	-0.08
+ <i>CRT (ours)</i>	62.99	1361.4	0.24	0.03

Compression Ratio as a Redundancy Metric. Redundant text is inherently more compressible. Let $\text{zip}(\cdot)$ denote a deterministic compression algorithm (e.g., gzip), and let $|\cdot|$ denote the byte length of a rollout-level response, including chain-of-thought tokens. We define the compression ratio as $R_{\text{zip}}(y) = \frac{|\text{zip}(y)|}{|y|}$ where a lower value of R_{zip} indicates greater internal redundancy. We report redundancy statistics across baselines in Table 5, including the average compression ratio R_{zip} over all responses, as well as its correctness-conditional variants $R_{\text{zip}}^{\text{correct}}$, $R_{\text{zip}}^{\text{wrong}}$. CRT achieves the highest compression ratio, indicating substantially reduced internal redundancy. Notably, although Table 2 shows that CRT attains a comparable average output length to ThinkPrune-1k, Table 5 reveals a markedly lower redundancy level. This discrepancy demonstrates that average length alone fails to capture structural redundancy in generated reasoning, underscoring the need for redundancy-aware metrics beyond length.

5.4. Controlling Explanation Length with Correctness Guarantees

A distinctive advantage of our method is its ability to provide fine-grained, correctness-preserving control over the level of explanation detail. Unlike prior approaches that manipulate the trade-off between correctness and length, our procedure yields a sequence of intermediate checkpoints that span a spectrum of explanation lengths while maintaining original answer quality. This produces a model family that users can query at different levels of verbosity, ranging from concise answers to fully elaborated solutions without sacrificing correctness. To illustrate this property, we visualize the rollout behavior of intermediate checkpoints on the in-domain GSM8K dataset in Figure 2 (Right). We further present a qualitative case study in Figure 3, which tracks the evolution of a single GSM8K example across intermediate training checkpoints. Despite sub-

Table 5 | Evaluation on answer redundancy using GSM8K.

Method	$\bar{R}_{\text{zip}} (\uparrow)$	$\bar{R}_{\text{zip}}^{\text{correct}} (\uparrow)$	$\bar{R}_{\text{zip}}^{\text{wrong}} (\uparrow)$
DeepSeek-1.5B	0.356	0.364	0.323
+ <i>Thinkprune-1k</i>	0.388	0.395	0.363
+ <i>O1-Pruner-4.0</i>	0.372	0.381	0.335
+ <i>ACPO</i>	0.397	0.405	0.366
+ <i>CRT (ours)</i>	0.423	0.433	0.383

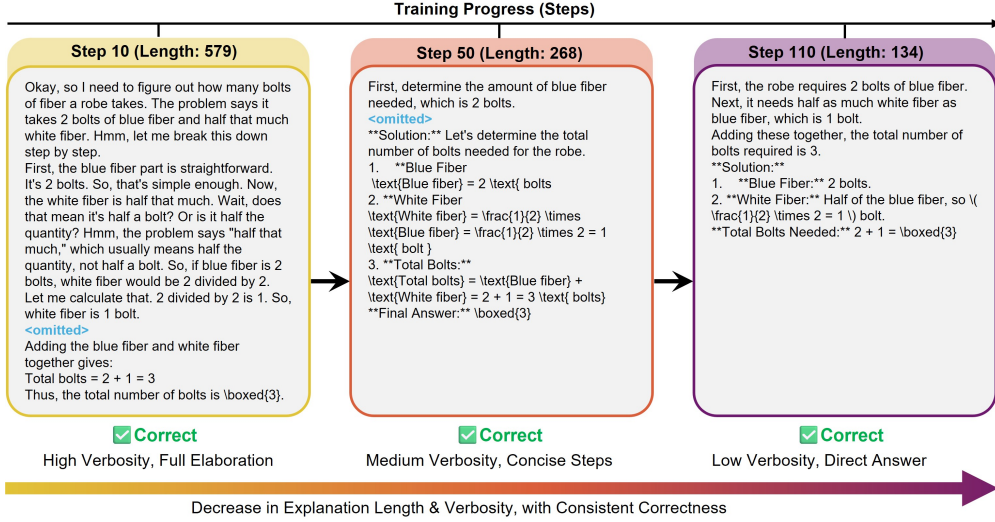


Figure 3 | Controlling explanation length while preserving correctness across training checkpoints.

stantial differences in explanation length and structure, all checkpoints produce the same correct final answer. Earlier checkpoints generate detailed, self-verifying reasoning traces, whereas later checkpoints converge to increasingly compact and direct solutions. This progression highlights a key strength of our approach: explanation length can be continuously adjusted through training progress, rather than discretely tuned via heuristics, while preserving correctness throughout.

5.5. Ablation Study

We evaluate the effectiveness of the proposed two-stage training scheme by comparing full CRT against a single-stage variant that follows only Stage I for the same number of training steps, denoted as *CRT (1s)*. In addition, we include a primal-dual baseline, denoted as *PD*, which jointly optimizes accuracy and length within a single-stage primal-dual formulation. As shown in Table 6, *CRT (1s)* consistently underperforms the full two-stage CRT across both in-domain and out-domain evaluations in terms of AES scores. Notably, it exhibits degraded accuracy and longer length on in-domain data, indicating that aggressively minimizing length alone is insufficient to recover reasoning quality once compression saturates. In contrast, the second stage of CRT effectively restores accuracy without substantially increasing response length, leading to improved accuracy-efficiency trade-off. This effect is especially pronounced under AES_2 , which heavily penalizes accuracy degradation, highlighting the importance of the Stage II refinement in preserving correctness while maintaining the efficiency profile discovered in Stage I.

Table 6 | Evaluation of CRT variants. DeepSeek-1.5B is used as the base model. Detailed per-dataset results are reported in Table 8.

Method	\bar{A}	\bar{L}	AES ₁	AES ₂
In-domain				
CRT	85.35	2499.2	0.29	0.29
CRT (1s)	84.52	2549.6	0.24	0.22
PD	82.28	2461	0.13	-0.02
Out-domain				
CRT	52.43	8786.4	0.21	0.21
CRT (1s)	52.03	8613	0.20	0.20
PD	50.1	8607.4	0.06	-0.02

6. Conclusion

In this work, we revisit the problem of overthinking in LRMs from a principled optimization perspective. While prior approaches often rely on heuristic reward shaping, our analysis highlights that such designs struggle to reliably balance brevity and correctness and are prone to unstable training dynamics. To address this, we introduce **Constraint-Rectified Training (CRT)**, a reference-guarded post-training framework that minimizes reasoning length while preserving solution quality relative to a frozen reference policy. CRT alternates between pruning redundant reasoning and rectifying accuracy only when performance falls below the reference, yielding a stable and interpretable objective without brittle threshold tuning. CRT further admits a two-stage extension that first discovers the shortest reliable reasoning patterns and then refines accuracy under a learnt length budget, preventing the re-emergence of verbose CoT. Empirically, CRT consistently reduces token usage while maintaining answer quality, improves internal reasoning efficiency beyond length, and naturally produces a spectrum of verbosity-controlled checkpoints without retraining.

References

- P. Aggarwal and S. Welleck. L1: Controlling how long a reasoning model thinks with reinforcement learning. In *Second Conference on Language Modeling*, 2025. URL <https://openreview.net/forum?id=4jdIxXBNve>.
- D. Arora and A. Zanette. Training language models to reason efficiently. *arXiv preprint arXiv:2502.04463*, 2025.
- X. Chen, J. Xu, T. Liang, Z. He, J. Pang, D. Yu, L. Song, Q. Liu, M. Zhou, Z. Zhang, et al. Do not think that much for $2+3=?$ on the overthinking of o1-like llms. *arXiv preprint arXiv:2412.21187*, 2024.
- Y. Chen, Y. Mao, X. Yang, S. Ge, S. Bi, L. Liu, S. Hosseini, L. Tan, Y. Nie, and S. Nie. Your thoughts tell who you are: Characterize the reasoning patterns of lrms. *arXiv preprint arXiv:2509.24147*, 2025.
- X. Cheng, J. Li, Z. Zhang, X. Tang, X. Zhao, X. KONG, and Z. Zhang. Incentivizing dual process thinking for efficient large language model reasoning. In *The Thirty-ninth Annual Conference on Neural Information Processing Systems*, 2025. URL <https://openreview.net/forum?id=ez0fR26pGQ>.

- Y. Chow, M. Ghavamzadeh, L. Janson, and M. Pavone. Risk-constrained reinforcement learning with percentile risk criteria. *Journal of Machine Learning Research*, 18(167):1–51, 2018.
- K. Cobbe, V. Kosaraju, M. Bavarian, M. Chen, H. Jun, L. Kaiser, M. Plappert, J. Tworek, J. Hilton, R. Nakano, et al. Training verifiers to solve math word problems. *arXiv preprint arXiv:2110.14168*, 2021.
- G. Comanici, E. Bieber, M. Schaekermann, I. Pasupat, N. Sachdeva, I. Dhillon, M. Blstein, O. Ram, D. Zhang, E. Rosen, et al. Gemini 2.5: Pushing the frontier with advanced reasoning, multimodality, long context, and next generation agentic capabilities. *arXiv preprint arXiv:2507.06261*, 2025.
- M. Dai, C. Yang, and Q. Si. S-grpo: Early exit via reinforcement learning in reasoning models. *arXiv preprint arXiv:2505.07686*, 2025.
- T. C. Dang and D. Mohaisen. Memories retrieved from many paths: A multi-prefix framework for robust detection of training data leakage in large language models. *arXiv preprint arXiv:2511.20799*, 2025.
- D. Guo, D. Yang, H. Zhang, J. Song, R. Zhang, R. Xu, Q. Zhu, S. Ma, P. Wang, X. Bi, et al. Deepseek-r1: Incentivizing reasoning capability in llms via reinforcement learning. *arXiv preprint arXiv:2501.12948*, 2025.
- S. Hao, S. Sukhbaatar, D. Su, X. Li, Z. Hu, J. Weston, and Y. Tian. Training large language models to reason in a continuous latent space. *arXiv preprint arXiv:2412.06769*, 2024.
- C. He, R. Luo, Y. Bai, S. Hu, Z. L. Thai, J. Shen, J. Hu, X. Han, Y. Huang, Y. Zhang, J. Liu, L. Qi, Z. Liu, and M. Sun. Olympiadbench: A challenging benchmark for promoting agi with olympiad-level bilingual multimodal scientific problems. In *ACL (1)*, pages 3828–3850, 2024. URL <https://doi.org/10.18653/v1/2024.acl-long.211>.
- C. He, X. Jiang, L. Wang, H. Yang, C. Peng, P. Yan, F. Shen, and X. Xu. What makes reasoning invalid: Echo reflection mitigation for large language models. *arXiv preprint arXiv:2511.06380*, 2025.
- D. Hendrycks, C. Burns, S. Kadavath, A. Arora, S. Basart, E. Tang, D. Song, and J. Steinhardt. Measuring mathematical problem solving with the MATH dataset. In *Thirty-fifth Conference on Neural Information Processing Systems Datasets and Benchmarks Track (Round 2)*, 2021. URL <https://openreview.net/forum?id=7Bywt2mQsCe>.
- B. Hou, Y. Zhang, J. Ji, Y. Liu, K. Qian, J. Andreas, and S. Chang. Thinkprune: Pruning long chain-of-thought of llms via reinforcement learning. *arXiv preprint arXiv:2504.01296*, 2025.
- S. Hu, X. Cai, Y. Huang, Z. Yao, L. Zhang, P. Zhang, Y. Deng, and K. Chen. How llms learn to reason: A complex network perspective. *arXiv preprint arXiv:2509.23629*, 2025.
- A. Jaech, A. Kalai, A. Lerer, A. Richardson, A. El-Kishky, A. Low, A. Helyar, A. Madry, A. Beutel, A. Carney, et al. Openai o1 system card. *arXiv preprint arXiv:2412.16720*, 2024.
- M. Jia. Aime_2024. https://huggingface.co/datasets/Maxwell-Jia/AIME_2024, 2024. Hugging Face Datasets.
- A. Jose. Reasoning models sometimes output illegible chains of thought. *arXiv preprint arXiv:2510.27338*, 2025.

- Y. Kang, X. Sun, L. Chen, and W. Zou. C3ot: Generating shorter chain-of-thought without compromising effectiveness. In *Proceedings of the AAAI Conference on Artificial Intelligence*, volume 39, pages 24312–24320, 2025.
- G. Li, Y. Chen, M. Lin, and T. Yang. Drpo: Efficient reasoning via decoupled reward policy optimization. *arXiv preprint arXiv:2510.04474*, 2025a.
- R. Li, Z. Luo, Q. Zhang, R. Li, B. Zhou, A. Payani, and X. Du. Aalc: Large language model efficient reasoning via adaptive accuracy-length control. *arXiv preprint arXiv:2506.20160*, 2025b.
- H. Lightman, V. Kosaraju, Y. Burda, H. Edwards, B. Baker, T. Lee, J. Leike, J. Schulman, I. Sutskever, and K. Cobbe. Let’s verify step by step. In *The Twelfth International Conference on Learning Representations*, 2024. URL <https://openreview.net/forum?id=v8L0pN6E0i>.
- H. Liu, L. Cao, Y. Ren, M. Zhou, H. Dong, X. Ma, S. Han, and D. Zhang. Bingo: Boosting efficient reasoning of llms via dynamic and significance-based reinforcement learning. *arXiv preprint arXiv:2506.08125*, 2025a.
- J. Liu, W. Dai, Z. Huang, N. Miao, and E. Chen. Verifying large language models’ reasoning paths via correlation matrix rank. *arXiv preprint arXiv:2510.24299*, 2025b.
- T. Liu, Q. Guo, X. Hu, C. Jiayang, Y. Zhang, X. Qiu, and Z. Zhang. Can language models learn to skip steps? *Advances in Neural Information Processing Systems*, 37:45359–45385, 2024.
- H. Luo, L. Shen, H. He, Y. Wang, S. Liu, W. Li, N. Tan, X. Cao, and D. Tao. O1-pruner: Length-harmonizing fine-tuning for o1-like reasoning pruning. In *2nd AI for Math Workshop @ ICML 2025*, 2025a. URL <https://openreview.net/forum?id=ioYybCRcyW>.
- H. Luo, Q. Sun, C. Xu, P. Zhao, J.-G. Lou, C. Tao, X. Geng, Q. Lin, S. Chen, Y. Tang, and D. Zhang. Wizardmath: Empowering mathematical reasoning for large language models via reinforced evol-instruct. In *The Thirteenth International Conference on Learning Representations*, 2025b. URL <https://openreview.net/forum?id=mMPMHWOdOy>.
- O. E. Mansouri, M. E. A. Seddik, and S. Lahlou. Noise-corrected grpo: From noisy rewards to unbiased gradients. *arXiv preprint arXiv:2510.18924*, 2025.
- math ai. amc23, 2023. URL <https://huggingface.co/datasets/math-ai/amc23>.
- H. Phan, X. Yang, K. Yao, J. Zhang, S. Bi, X. Tang, M. Khabsa, L. Liu, and D. Lei. Beyond reasoning gains: Mitigating general capabilities forgetting in large reasoning models. *arXiv preprint arXiv:2510.21978*, 2025.
- Z. Shao, P. Wang, Q. Zhu, R. Xu, J. Song, X. Bi, H. Zhang, M. Zhang, Y. Li, Y. Wu, et al. Deepseekmath: Pushing the limits of mathematical reasoning in open language models. *arXiv preprint arXiv:2402.03300*, 2024.
- Y. Shen, J. Zhang, J. Huang, S. Shi, W. Zhang, J. Yan, N. Wang, K. Wang, Z. Liu, and S. Lian. Dast: Difficulty-adaptive slow-thinking for large reasoning models. *arXiv preprint arXiv:2503.04472*, 2025.
- G. Sheng, C. Zhang, Z. Ye, X. Wu, W. Zhang, R. Zhang, Y. Peng, H. Lin, and C. Wu. Hybridflow: A flexible and efficient rlhf framework. In *Proceedings of the Twentieth European Conference on Computer Systems*, pages 1279–1297, 2025.

- P. Singla, S. Garg, A. Singh, I. Garg, and K. S. Saichandran. Thinking about thinking: Evaluating reasoning in post-trained language models. *arXiv preprint arXiv:2510.16340*, 2025.
- Y. Sui, Y.-N. Chuang, G. Wang, J. Zhang, T. Zhang, J. Yuan, H. Liu, A. Wen, S. Zhong, N. Zou, H. Chen, and X. Hu. Stop overthinking: A survey on efficient reasoning for large language models. *Transactions on Machine Learning Research*, 2025. ISSN 2835-8856. URL <https://openreview.net/forum?id=HvoG8SxggZ>.
- H. Wang, H. Li, B. Ko, and H. Zhang. On the fragility of benchmark contamination detection in reasoning models. *arXiv preprint arXiv:2510.02386*, 2025a.
- P. Wang, L. Li, Z. Shao, R. Xu, D. Dai, Y. Li, D. Chen, Y. Wu, and Z. Sui. Math-shepherd: Verify and reinforce llms step-by-step without human annotations. In *Proceedings of the 62nd Annual Meeting of the Association for Computational Linguistics (Volume 1: Long Papers)*, pages 9426–9439, 2024.
- X. Wang, J. Wei, D. Schuurmans, Q. V. Le, E. H. Chi, S. Narang, A. Chowdhery, and D. Zhou. Self-consistency improves chain of thought reasoning in language models. In *The Eleventh International Conference on Learning Representations*, 2023. URL <https://openreview.net/forum?id=1PL1NIMMrw>.
- Y. Wang, Q. Liu, J. Xu, T. Liang, X. Chen, Z. He, L. Song, D. Yu, J. Li, Z. Zhang, et al. Thoughts are all over the place: On the underthinking of long reasoning models. In *The Thirty-ninth Annual Conference on Neural Information Processing Systems*, 2025b.
- S. Weatherhead, F. Salim, and A. Belbasis. Illusions of reflection: open-ended task reveals systematic failures in large language models’ reflective reasoning. *arXiv preprint arXiv:2510.18254*, 2025.
- J. Wei, X. Wang, D. Schuurmans, M. Bosma, F. Xia, E. Chi, Q. V. Le, D. Zhou, et al. Chain-of-thought prompting elicits reasoning in large language models. *Advances in neural information processing systems*, 35:24824–24837, 2022.
- Y. Wu, L. Ma, L. Ding, M. Li, X. Wang, K. Chen, Z. Su, Z. Zhang, C. Huang, Y. Zhang, et al. It takes two: Your grpo is secretly dpo. *arXiv preprint arXiv:2510.00977*, 2025.
- H. Xia, C. T. Leong, W. Wang, Y. Li, and W. Li. Tokenskip: Controllable chain-of-thought compression in llms. *arXiv preprint arXiv:2502.12067*, 2025.
- T. Xu, Y. Liang, and G. Lan. Crpo: A new approach for safe reinforcement learning with convergence guarantee. In *International Conference on Machine Learning*, pages 11480–11491. PMLR, 2021.
- A. Yang, A. Li, B. Yang, B. Zhang, B. Hui, B. Zheng, B. Yu, C. Gao, C. Huang, C. Lv, C. Zheng, D. Liu, F. Zhou, F. Huang, F. Hu, H. Ge, H. Wei, H. Lin, J. Tang, J. Yang, J. Tu, J. Zhang, J. Yang, J. Yang, J. Zhou, J. Zhou, J. Lin, K. Dang, K. Bao, K. Yang, L. Yu, L. Deng, M. Li, M. Xue, M. Li, P. Zhang, P. Wang, Q. Zhu, R. Men, R. Gao, S. Liu, S. Luo, T. Li, T. Tang, W. Yin, X. Ren, X. Wang, X. Zhang, X. Ren, Y. Fan, Y. Su, Y. Zhang, Y. Zhang, Y. Wan, Y. Liu, Z. Wang, Z. Cui, Z. Zhang, Z. Zhou, and Z. Qiu. Qwen3 technical report. *arXiv preprint arXiv:2505.09388*, 2025.
- S. Yao, D. Yu, J. Zhao, I. Shafran, T. Griffiths, Y. Cao, and K. Narasimhan. Tree of thoughts: Deliberate problem solving with large language models. *Advances in neural information processing systems*, 36:11809–11822, 2023.

- J. Yi, J. Wang, and S. Li. Shorterbetter: Guiding reasoning models to find optimal inference length for efficient reasoning. In *The Thirty-ninth Annual Conference on Neural Information Processing Systems*, 2025. URL <https://openreview.net/forum?id=MJvwM5dBZM>.
- Q. Yu, Z. Zhang, R. Zhu, Y. Yuan, X. Zuo, YuYue, W. Dai, T. Fan, G. Liu, J. Liu, L. Liu, X. Liu, H. Lin, Z. Lin, B. Ma, G. Sheng, Y. Tong, C. Zhang, M. Zhang, R. Zhang, W. Zhang, H. Zhu, J. Zhu, J. Chen, J. Chen, C. Wang, H. Yu, Y. Song, X. Wei, H. Zhou, J. Liu, W.-Y. Ma, Y.-Q. Zhang, L. Yan, Y. Wu, and M. Wang. DAPO: An open-source LLM reinforcement learning system at scale. In *The Thirty-ninth Annual Conference on Neural Information Processing Systems*, 2025. URL <https://openreview.net/forum?id=2a36EMSSTp>.
- W. Zeng, Y. Huang, Q. Liu, W. Liu, K. He, Z. MA, and J. He. SimpleRL-zoo: Investigating and taming zero reinforcement learning for open base models in the wild. In *Second Conference on Language Modeling*, 2025. URL <https://openreview.net/forum?id=vSMCBUgrQj>.
- X. Zhang, S. Wu, Y. Zhu, H. Tan, S. Yu, Z. He, and J. Jia. Scaf-grpo: Scaffolded group relative policy optimization for enhancing llm reasoning. *arXiv preprint arXiv:2510.19807*, 2025.
- W. Zhong, R. Cui, Y. Guo, Y. Liang, S. Lu, Y. Wang, A. Saied, W. Chen, and N. Duan. Agieval: A human-centric benchmark for evaluating foundation models. In *NAACL-HLT (Findings)*, pages 2299–2314, 2024. URL <https://doi.org/10.18653/v1/2024.findings-naacl.149>.
- J. Zhu, C. Zheng, J. Lin, K. Du, Y. Wen, Y. Yu, J. Wang, and W. Zhang. Retrieval-augmented process reward model for generalizable mathematical reasoning. *arXiv preprint arXiv:2502.14361*, 2025.

A. Hardware Details

All baselines and our proposed method were trained on systems with the following hardware configuration:

- Operating system: Red Hat Enterprise Linux (RHEL) 9
- Type of CPU: Intel Xeon Platinum 8470 (Sapphire Rapids, 52 cores) running at 2.0 GHz
- Type of GPU: NVIDIA H100 "Hopper" with 94 GB memory

All model inference and evaluation were conducted on separate systems with the following hardware configuration:

- Operating system: Red Hat Enterprise Linux (RHEL) 9
- Type of CPU: AMD EPYC 7H12 (64 cores) running at 2.6 GHz
- Type of GPU: NVIDIA A100 "Ampere" with 40 GB memory

B. Additional Details

Length Normalization. We implement response-length normalization using a per-prompt standardization scheme:

$$\ell_{\text{norm}}(y) = \sigma \left(\frac{\text{LEN}(y) - \mathbb{E}_{y \sim \pi_{\theta}(\cdot|x)} [\text{LEN}(y)]}{\sqrt{\text{Var}_{y \sim \pi_{\theta}(\cdot|x)} [\text{LEN}(y)]}} \right). \quad (5)$$

where the expectation and variance are computed over responses sampled from the current policy. This normalization preserves the relative ordering of response lengths while making length penalties comparable across prompts with different intrinsic difficulty.

Accuracy-Efficiency Score (AES). This metric was first introduced in O1-Pruner (Luo et al., 2025a), which jointly considers the relative change in accuracy (ΔA) and response length (ΔL), defined as

$$\Delta A = \frac{A_{\text{model}} - A_{\text{base}}}{A_{\text{base}}}, \quad \Delta L = \frac{L_{\text{base}} - L_{\text{model}}}{L_{\text{base}}},$$

where $\Delta L > 0$ indicates a shorter response than the baseline. The AES is computed as

$$\text{AES} = \begin{cases} \alpha \Delta L + \beta |\Delta A|, & \Delta A \geq 0, \\ \alpha \Delta L - \gamma |\Delta A|, & \Delta A < 0, \end{cases}$$

where α controls the sensitivity to efficiency gain, while β and γ govern the reward and penalty magnitudes for accuracy gain or loss, respectively. We report two variants: AES₁ with $(\alpha, \beta, \gamma) = (1, 3, 5)$ (Luo et al., 2025a) and AES₂ with $(\alpha, \beta, \gamma) = (1, 3, 10)$ (Li et al., 2025a).

C. Additional Results

We present the full Qwen3-4B results in Table 7, and report the full CRT ablation study in Table 8.

Table 7 | Full results of experiments based on Qwen3-4B.

Method	GSM8K		MATH500		SAT MATH		AMC23		AIME24		Olymp.		Avg		Metrics	
	Acc	Len	Acc	Len	Acc	Len	Acc	Len	Acc	Len	Acc	Len	\bar{A}	\bar{L}	AES ₁	AES ₂
Qwen3-4B	92.2	310	85.62	1113	99.02	1260	69.38	1895	24.38	6382	24	3876	65.77	2472.8	0	
+ <i>ThinkPrune-500</i>	91.45	281	84.53	1253	99.22	772	67.97	1806	22.71	5332	23.88	3214	64.96	2109.8	0.09	0.02
+ <i>ThinkPrune-1k</i>	90.32	287	84.78	1167	98.83	1004	66.09	1631	23.33	4879	23.38	3074	64.46	2006.9	0.09	-0.01
+ <i>O1-Pruner-4.0</i>	90.2	186	82.12	849	98.05	287	63.44	1459	19.58	3222	22.56	2364	62.66	1394.3	0.2	-0.04
+ <i>ShorterBetter</i>	90.16	133	80.28	598	96.48	1092	62.19	1064	16.04	3235	22.19	1939	61.22	1343.4	0.11	-0.23
+ <i>ACPO</i>	89.98	196	83.38	755	99.22	549	62.81	1285	21.25	4586	22.06	2683	63.12	1675.6	0.12	-0.08
+ <i>CRT (ours)</i>	90.2	222	82.94	790	98.83	318	64.06	1387	20.21	3264	21.69	2188	62.99	1361.4	0.24	0.03

Table 8 | Full results of CRT ablation study on all testing datasets.

Method	GSM8K		MATH500		SAT		AMC23		AIME24		Olymp.		Avg		Metrics	
	Acc	Len	Acc	Len	Acc	Len	Acc	Len	Acc	Len	Acc	Len	\bar{A}	\bar{L}	AES ₁	AES ₂
<i>DeepSeek-1.5B</i>	84.43	1869	85.19	4987	89.84	1373	69.84	8634	30.42	14044	13.25	15527	62.16	7738.9	0	0
<i>CRT</i>	83.23	1102	85.81	3998	93.16	1214	72.66	6982	29.17	12426	13.12	13831	62.86	6591.8	0.18	0.18
<i>CRT (1s)</i>	84.64	1172	86.06	3826	93.16	1582	74.38	6934	28.54	12674	13.63	13956	63.4	6690.7	0.20	0.20
<i>PD</i>	79.24	975	85.31	3947	88.67	803	71.72	7337	27.5	12540	12.5	13750	60.82	6558.6	0.04	-0.06

Algorithm 2 Primal-Dual Finetuning (PDO [Chow et al. \(2018\)](#) variant)

- 1: **Input:** Initial LM parameters θ_0 , reference policy π_{ref} , dual variable $\lambda_0 \geq 0$, learning rates $\eta_\theta, \eta_\lambda$, tolerance ε , total steps T .
 - 2: **for** step $t = 0, 1, \dots, T-1$ **do**
 - 3: Sample minibatch $\{x_i\}_{i=1}^B \sim \rho$.
 - 4: Generate $y_i \sim \pi(y \mid x_i, \theta_t)$ and $y_i^{\text{ref}} \sim \pi_{\text{ref}}(y \mid x_i)$.
 - 5: Estimate minibatch accuracies:

$$\hat{A}_t = \frac{1}{B} \sum_{i=1}^B \mathbb{1}\{y_i = y^*(x_i)\},$$

$$\hat{A}^{\text{ref}} = \frac{1}{B} \sum_{i=1}^B \mathbb{1}\{y_i^{\text{ref}} = y^*(x_i)\}.$$
 - 6: Compute constraint residual:

$$\hat{g}_t \leftarrow (\hat{A}^{\text{ref}} - \varepsilon) - \hat{A}_t.$$
 - 7: Compute Lagrangian estimator:

$$\hat{\mathcal{L}}(\theta_t, \lambda_t) = \frac{1}{B} \sum_{i=1}^B \ell_{\text{norm}}(y_i) + \lambda_t \hat{g}_t.$$
 - 8: /* Primal update on policy: */

$$\theta_{t+1} \leftarrow \theta_t - \eta_\theta \nabla_\theta \hat{\mathcal{L}}(\theta_t, \lambda_t).$$
 - 9: /* Dual update on constraint: */

$$\lambda_{t+1} \leftarrow [\lambda_t + \eta_\lambda \hat{g}_t]_+.$$
 - 10: **end for**
-

We provide the full text for Figure 3:

Step 10 (Length: 579)

Okay, so I need to figure out how many bolts of fiber a robe takes. The problem says it takes 2 bolts of blue fiber and half that much white fiber. Hmm, let me break this down step by step.

First, the blue fiber part is straightforward. It's 2 bolts. So, that's simple enough. Now, the white fiber is half that much. Wait, does that mean it's half a bolt? Or is it half the quantity? Hmm, the problem says "half that much," which usually means half the quantity, not half a bolt. So, if blue fiber is 2 bolts, white fiber would be 2 divided by 2. Let me calculate that. 2 divided by 2 is 1. So, white fiber is 1 bolt.

Now, to find the total number of bolts, I need to add the blue fiber and white fiber together. So, that's 2 bolts plus 1 bolt. Let me do the addition: $2 + 1$ equals 3. So, altogether, the robe takes 3 bolts of fiber.

Wait, just to double-check, sometimes in math problems, especially with word problems, the wording can be tricky. The problem says "half that much." So, is it 50% more than half of the blue fiber? No, that doesn't make sense because it's saying half that much, not half more. So, half of 2 is 1. That still seems correct.

Alternatively, if someone misreads it as half as much, that would be 1 bolt, but the problem says half that much, which is 1. So, yes, 1 bolt white fiber. Adding them together gives 3 total bolts.

I don't think there's any other way to interpret "half that much." If it were half of the blue fiber, that would be 1, but half that much would mean half the amount, so half of 2 is 1. Either way, it's 1. So, adding them gives 3.

I think that's solid. So, the total number of bolts is 3.

****Final Answer**** The robe takes a total of 3 bolts of fiber.

The robe takes 2 bolts of blue fiber. The white fiber is half that much, which is calculated as follows:

$$\text{White fiber} = \frac{2}{2} = 1 \text{ bolt}$$

Adding the blue fiber and white fiber together gives:

$$\text{Total bolts} = 2 + 1 = 3$$

Thus, the total number of bolts is 3.

Step 50 (Length: 268)

First, determine the amount of blue fiber needed, which is 2 bolts. Next, calculate the white fiber required. It's half of the blue fiber, so 2 divided by 2 equals 1 bolt.

Finally, add the two amounts together to find the total number of bolts: 2 plus 1 equals 3 bolts.

****Solution:****

Let's determine the total number of bolts needed for the robe.

1. ****Blue Fiber:****

Blue fiber = 2 bolts

2. ****White Fiber:****

$$\text{White fiber} = \frac{1}{2} \times \text{Blue fiber} = \frac{1}{2} \times 2 = 1 \text{ bolt}$$

3. ****Total Bolts:****

$$\text{Total bolts} = \text{Blue fiber} + \text{White fiber} = 2 + 1 = 3 \text{ bolts}$$

****Final Answer:****

3

Step 110 (Length: 134)

First, the robe requires 2 bolts of blue fiber.

Next, it needs half as much white fiber as blue fiber, which is 1 bolt.

Adding these together, the total number of bolts required is 3.

****Solution:****

1. ****Blue Fiber:**** 2 bolts.

2. ****White Fiber:**** Half of the blue fiber, so $\frac{1}{2} \times 2 = 1$ bolt.

****Total Bolts Needed:**** $2 + 1 = 3$

D. Case Study of Inference Behavior

We present the full case study corresponding to the right panel of Figure 2 in Figure 4. The results show that response length is consistently reduced over training for most samples, while the majority of questions preserve performance or even exhibit accuracy improvements.

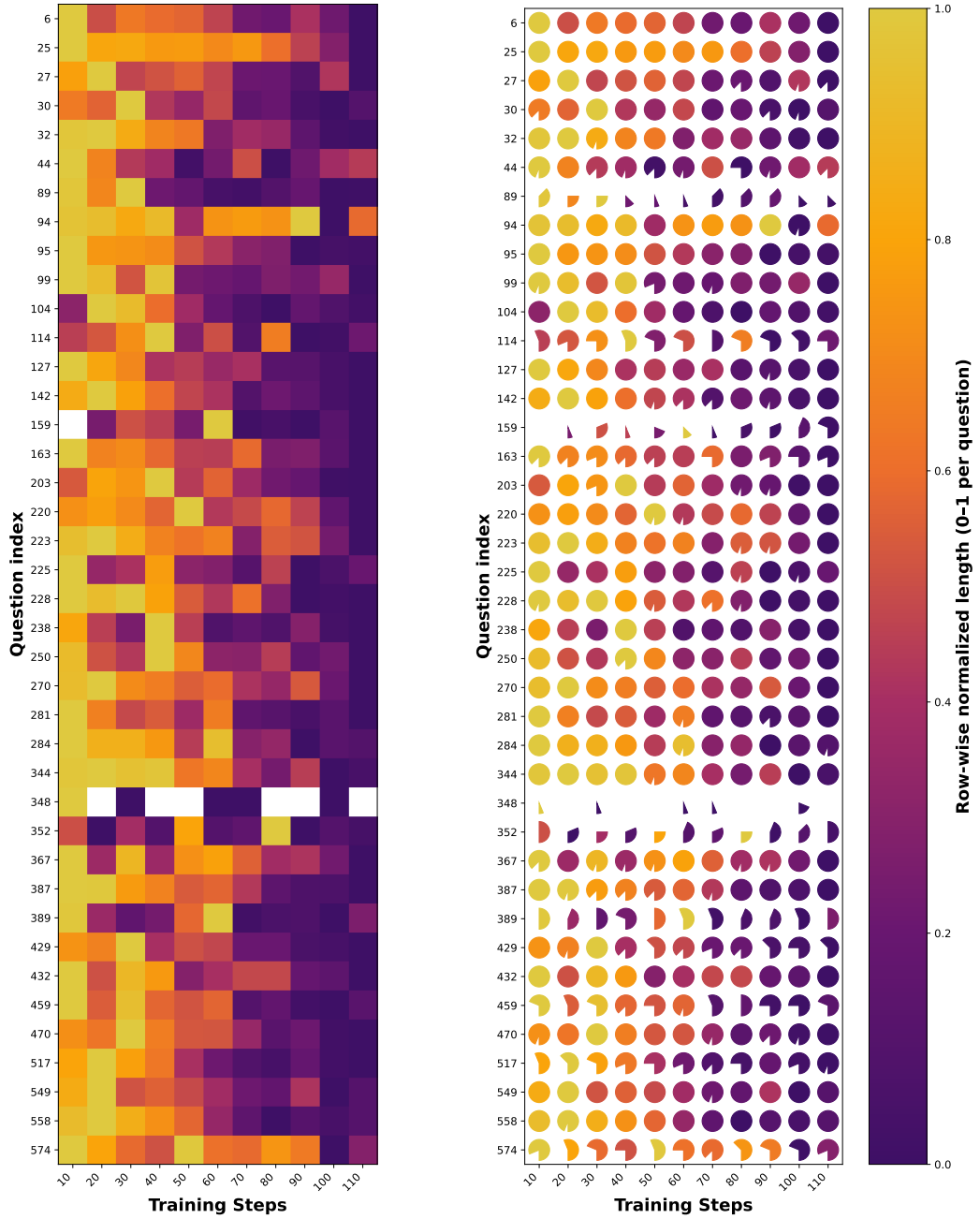


Figure 4 | Case study of GSM8K inference behavior. Each row corresponds to a question, and each column to an intermediate model checkpoint generated during CRT training. Color intensity encodes the response length (brighter = longer; darker = shorter). Circle fill represents accuracy: a fully filled circle marks a correct prediction, whereas a partially filled circle reflects partial correctness.