

Information lattice approach to the metal-insulator transition

William Skoglund,¹ Elton Giacomelli,¹ Yiqi Yang,¹ Jens H. Bardarson,² and Erik van Loon¹

¹*NanoLund and Division of Mathematical Physics,*

Department of Physics, Lund University, Lund, Sweden

²*Department of Physics, KTH Royal Institute of Technology, 106 91, Stockholm, Sweden*

Correlation functions and correlation lengths are frequently used to describe phase transitions in quantum systems, but they require an explicit choice of observables. The recently introduced information lattice instead provides an observable-independent way to identify where and at which scale information is contained in quantum lattice models. Here, we use it to study the difference between the metallic and insulating regime of one-dimensional tight-binding chains. We find that the information per scale follows a power law in metals at low temperature and that Friedel-like oscillations are visible in the information lattice. At high temperature or in insulators at low temperature, the information per scale decays exponentially. Thus, the information lattice is a useful tool for analyzing the metal-insulator transition.

I. INTRODUCTION

Quantum mechanics is essential for understanding the electronic properties of solids, since the delocalization of electrons is behind phenomena such as band structures, chemical bonding and metallicity [1]. Still, a description using electronic quasiparticles and relatively little genuine many-particle quantum mechanics is sufficient to understand the properties of many standard materials. In fact, the widely used density functional theory [2] has been shown to have predictive power for wide classes of materials, even though it only works with the electron density [3] instead of the full many-electron wavefunction.

Moving beyond the quasiparticle picture, strong electronic correlations in quantum materials [4] result in unconventional phases with unique properties, but also require methodology that goes beyond density functional theory. Due to the difficulty of the many-electron problem, an exact solution is often out of reach and approximations have to be made [5]. The expected spatial structure of the electronic properties provides a way to make approximations. One possibility is to directly simulate finite size clusters to approximate the thermodynamic limit. An alternative to reduce the finite size effects is to couple the cluster to a bath, as in cluster extensions of dynamical mean-field theory [6, 7]. In the same spirit, quantum embedding approaches [8] in quantum chemistry make a spatial separation into regions with strong and weak quantum effects and corresponding high and low level computations. Another important example of scale-based approximations occurs in the study of surfaces and interfaces, where electronic structure calculations of finite-size slabs [9] are used to represent a semi-infinite bulk.

The prevalence of this kind of scale-based approximations, where brute force convergence with respect to system size is challenging [10], means that it is useful to quantify the relevant length scales in electronic systems: when is the cluster, slab, or region large enough? A traditional way to estimate the required length scale is

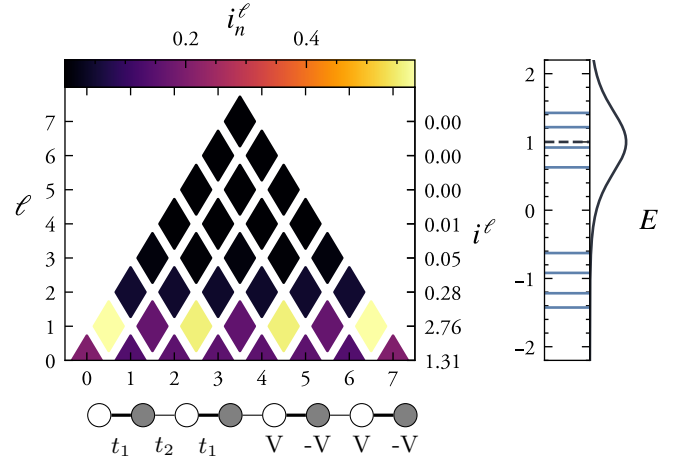


FIG. 1. Sketch of Rice-Mele Hamiltonian of length $N = 8$ (bottom left), with weak and strong bonds t_1 , t_2 and alternating on-site potential V . The corresponding information lattice can be visualized as a pyramid (top left), here for $t_1 = 1$, $t_2 = 0.5$, $V = 0$, at $k_B T = 1/3$ and $\mu = 1$. It shows that most information is contained at the level of the dimers ($\ell = 1$ and strong bonds). The row sum i^ℓ of the information is shown on the right axis. The electronic spectrum (panel right) for this short chain is discrete; the formation of continuous bands happens in the limit of large N . The curve next to the spectrum shows $n_{\text{FD}}(1 - n_{\text{FD}})$ to illustrate which energy levels are partially occupied at this temperature and chemical potential μ .

based on the correlation functions of specific operators and the associated correlation length ξ . Convergence requires that the cluster size exceeds the correlation length. A disadvantage of using correlation functions is that it requires an explicit choice of operators. Especially in complex quantum systems, the proper choice of operators might not be *a priori* obvious. The information lattice [11–13] is a recently proposed method to describe the location and length scale of information in quantum systems. Since it is based on information instead of observables, it identifies the relevant length scales in an unbiased way. The information lattice has previously been applied to various state characterization and analysis of

dynamics [14–19]. The information lattice is part of a wider effort of characterizing electronic properties using information concepts [20–23].

Here we use the information lattice for one-dimensional noninteracting electronic systems, in the form of tight-binding chains. Whether the system behaves as a metal or an insulator depends on the position of the chemical potential with respect to the band gap. The metal and insulator are associated with delocalized and localized electrons, respectively, which leads to drastic changes in the information lattice. At low temperature, we show that the information as a function of scale shows power law decay in the metal and exponential decay in the band insulator. At higher temperature, comparable to the size of the gap, exponential decay is found regardless of the chemical potential. Apart from the length scale, the position within the finite chain also reflects the physics of the system. The metal has Friedel-like oscillations appearing in the information lattice, while the presence or absence of edge modes is visible for insulators. These results show that the information lattice provides a useful view on the metal-insulator phase transition and the effect of temperature in electronic systems.

II. METHODS

A. Model

We consider the one-dimensional spinless noninteracting fermionic Rice-Mele model, with Hamiltonian

$$H = \sum_{\substack{i=0, \\ i \text{ even}}}^{N-2} \left[-t_1 c_i^\dagger c_{i+1} - t_1 c_{i+1}^\dagger c_i - t_2 c_{i+1}^\dagger c_{i+2} - t_2 c_{i+2}^\dagger c_{i+1} + V c_i^\dagger c_i - V c_{i+1}^\dagger c_{i+1} \right]. \quad (1)$$

Here, N is the total number of sites. We allow N to be even or odd. We use open boundary conditions so terms in the Hamiltonian with creation or annihilation operators on or beyond site N are excluded. The hopping parameters t_1 , t_2 and the on-site potential V are all assumed to be real. The spectrum is discrete and symmetric around $E = 0$; an example is shown in the right panel of Fig. 1. In the thermodynamic limit, bands form and the model has a gap of magnitude $2\sqrt{V^2 + (t_1 - t_2)^2}$ (see App. A), which remains a good estimate for large finite N .

For $V = 0$, this model reduces to the Su-Schrieffer-Heeger (SSH) model [24, 25], while it is a simple staggered potential for $t_1 = t_2$, which are textbook examples [26] of models with topological and trivial band gaps, respectively. The examples shown in this work are either purely SSH ($V = 0$) or purely staggered potential ($t_1 = t_2$). The electron density $\langle c_i^\dagger c_i \rangle$ is uniform in the SSH model in the thermodynamic limit, while it alternates in the staggered model: for $V > 0$, the density is

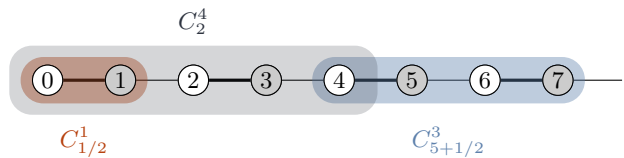


FIG. 2. Illustration of three subsets C_n^ℓ at the left boundary of a one-dimensional lattice. $C_{1/2}^1$ is a strict subset of C_2^4 , i.e., $C_{1/2}^1 \subset C_2^4$, so the information contained in $C_{1/2}^1$ is removed when calculating i_3^4 according to (3).

larger on even sites with local potential $-V$ and smaller on odd sites with local potential $+V$. The bond kinetic energies $\langle c_i^\dagger c_{i+1} \rangle$ are the same for all bonds in the staggered model but not in the SSH model where dimerization takes place. Inversion symmetry around the center is present in the staggered model when the number of sites is odd and in the SSH model when the number of sites is even.

B. Information lattice

We give a brief introduction to the information lattice and refer to Refs. [11, 12, 14] for details. The construction of an information lattice starts with a choice of subsystems in which one wants to localize the information in a given quantum state. In 1D there is a canonical choice, while in higher dimensions there are multiple possible choices [13]. As in Ref. [12], we denote by C_n^ℓ the set of $\ell + 1$ sites centered at n . For example, C_n^0 is a single site n , while $C_{1/2}^1$ is the dimer consisting of sites 0 and 1 and $C_{(N-1)/2}^{N-1}$ is the entire system. Figure 2 shows three such subsets near the lattice boundary. The labels (ℓ, n) for the subsets C_n^ℓ can be visualized as a triangle, as in Fig. 1 where every diamond represents a single set C_n^ℓ . Note that n is an integer for even ℓ and half-integer for odd ℓ .

The von Neumann information I_n^ℓ of a state $\hat{\rho}$ in the subsystem C_n^ℓ , which gives the number of bits of information that can be extracted by any set of measurements on $\hat{\rho}$ acting only in the subsystem, is determined by the corresponding reduced density matrix $\hat{\rho}_n^\ell = \text{Tr}_{\bar{C}_n^\ell} \hat{\rho}$, by

$$I_n^\ell = \ell + 1 + \text{Tr}(\hat{\rho}_n^\ell \log_2 \hat{\rho}_n^\ell). \quad (2)$$

Here, we use \log_2 in order to measure information in bits and we assume a local Hilbert space dimension of $d = 2$ on every site. We use I to denote the total information in the system, i.e., $I = I_{(N-1)/2}^{N-1}$. The information can be seen as the complement of the entropy, which we also measure in bits, $I + S = N$. Both I and S are extensive quantities. In a pure state ($S = 0$), there is one bit of information per site, while in a mixed state there is less information due to the entropy.

I_n^ℓ describes all the information contained in the subsystem C_n^ℓ , even when the information is already there at

a smaller scale $\ell' < \ell$. For the information lattice [11, 12], we instead work with the information added at scale ℓ ,

$$i_n^\ell = I_n^\ell - \sum_{\mathcal{C}_{n'}^{\ell'} \subseteq \mathcal{C}_n^\ell} i_{n'}^{\ell'}. \quad (3)$$

By definition we have the sum rule $I = \sum_{\ell,n} i_n^\ell$, and i_n^ℓ describes where in the triangle of Fig. 1 the information is contained. We use $i^\ell = \sum_n i_n^\ell$ to denote a sum over a single row of the triangle, which we interpret as the information contained at scale ℓ [14] (note that [14] denotes this as I^ℓ instead of i^ℓ). Figure 1 shows an example of the information lattice i_n^ℓ (colored pyramid) and the corresponding row sums i^ℓ for a short SSH chain. This construction gives us access to two spatial variables, ℓ and n . The dependence of i^ℓ on the length scale ℓ is studied in Sec. III A. The position n within the chain is especially relevant close to the edge of the chain, as will be discussed in Sec. III B.

As an example, for a single fermionic level with energy ϵ in the thermal state $\hat{\rho} = n_{\text{FD}} |1\rangle\langle 1| + (1 - n_{\text{FD}}) |0\rangle\langle 0|$, with the Fermi-Dirac occupation function $n_{\text{FD}} = 1/(e^{\beta(\epsilon - \mu)} + 1)$ and $\beta = 1/(k_B T)$, we have $S = -n_{\text{FD}} \log_2(n_{\text{FD}}) - (1 - n_{\text{FD}}) \log_2(1 - n_{\text{FD}})$ and $I = 1 + n_{\text{FD}} \log_2(n_{\text{FD}}) + (1 - n_{\text{FD}}) \log_2(1 - n_{\text{FD}})$. The two terms correspond to the two possible states $|0\rangle$ and $|1\rangle$ and the result is symmetric under the particle-hole transformation $n_{\text{FD}} \rightarrow 1 - n_{\text{FD}}$. The two pure states, $\hat{\rho} = |0\rangle\langle 0|$ and $\hat{\rho} = |1\rangle\langle 1|$ have zero entropy and full information ($I = 1$), while at half-filling $n_{\text{FD}} = \frac{1}{2}$, $I = 0$ and $S = 1$.

For a chain of spinless fermions, $\mathcal{C}_n^{\ell=0}$ corresponds to a single site with a two-dimensional local Hilbert space that has the linearly independent operators $\hat{1}$, c_n^\dagger , c_n and $c_n^\dagger c_n$. Assuming $U(1)$ symmetry, the thermal state is a sum of states with a well-defined particle number, so $\langle c_n^\dagger \rangle = \text{Tr}(c_n^\dagger \hat{\rho}) = 0$ and similarly $\langle c_n \rangle = 0$. Thus, the local information i_n^0 depends on the local electron density $\langle c_n^\dagger c_n \rangle$ only, in the same way as for a single fermionic level,

$$i_n^0 = 1 + \langle c_n^\dagger c_n \rangle \log_2(\langle c_n^\dagger c_n \rangle) + (1 - \langle c_n^\dagger c_n \rangle) \log_2(1 - \langle c_n^\dagger c_n \rangle). \quad (4)$$

C. Information lattice for noninteracting fermions

The (reduced) density matrix in a spinless fermionic lattice model generally has dimensionality $2^M \times 2^M$ where M is the size of the considered (sub)system. In interacting systems, this makes it challenging to do calculations for large systems and large M [27, 28]. However, significant simplifications occur for noninteracting fermions. Detailed derivations are provided by Peschel [29], and Cheong and Henley [30]. Here, we provide a brief overview aimed at calculating the information lattice, Eq. (2), which involves an additional simplification, since we do not need the entire reduced density matrix but only

the associated information (entropy), which involves a trace over the spatial indices.

The main reason for the simplifications is that noninteracting fermionic systems in equilibrium are entirely characterized by the single-particle Green's function $G(i, j) = \langle c_j^\dagger c_i \rangle$, since all higher-order correlators are then obtained using Wick's theorem. Furthermore, the equilibrium Green's function $G(i, j) = \sum_\alpha n_\alpha G_\alpha(i, j)$ is a sum over the eigenstates $\psi_\alpha(i)$ of the tight-binding Hamiltonian, where α labels the eigenstates, n_α is their (Fermi-Dirac) occupation, and $G_\alpha(i, j) = \psi_\alpha^*(j) \psi_\alpha(i)$ their Green's function. For the full system, the von Neumann entropy is the sum of the von Neumann entropies of the individual eigenstates, $S = \sum_\alpha S_\alpha = -\sum_\alpha [n_\alpha \log(n_\alpha) + (1 - n_\alpha) \log(1 - n_\alpha)]$. Thus, the total entropy does not require access to the eigenfunctions or the spatial structure of the Green's function.

This is different for the von Neumann entropy S^A of a subsystem A of size M , for which we need to restrict the matrix $G(i, j)$ to the subsystem A and calculate its corresponding eigenvalues g_ζ^A , which then allows us to evaluate S^A as

$$S^A = -\sum_{\zeta=1}^M g_\zeta^A \log(g_\zeta^A) + (1 - g_\zeta^A) \log(1 - g_\zeta^A). \quad (5)$$

For noninteracting fermions, the chemical potential μ and temperature T only enter via the Fermi-Dirac occupation numbers n_α , whereas the eigenvectors of the full Hamiltonian are independent of these parameters. Since $k_B T \frac{dn_\alpha}{d\mu} = n_\alpha(1 - n_\alpha)$, partially filled states are the most responsive parts of a fermionic system; see Appendix B. To illustrate this, we plot the function $n_{\text{FD}}(1 - n_{\text{FD}})$ next to electronic spectra such as those in Fig. 1, to give an indication of the relevant energy scale at a given temperature.

D. Metal and insulator

Since this work concerns the difference between metals and insulators, we should remark on what we mean with this more precisely. For noninteracting electrons at $T = 0$ and in the thermodynamic limit, there is a clear distinction between metals and insulators. Due to the thermodynamic limit, the bands are continua and the system is a metal when the chemical potential μ lies in a band and it is an insulator when μ lies in a band gap. At $T = 0$, properties of the system such as the electrical conductivity change discontinuously when μ crosses the band edge, and this is the metal-insulator transition.

At finite temperature, the thermal broadening of the Fermi-Dirac distribution leads to a continuous crossover instead of a sharp transition between metal and insulator. At sufficiently low T , qualitative differences between metal and insulator are visible numerically as long as the chemical potential is not too close to the band edge. At the same time, the concept of a metal is only meaningful

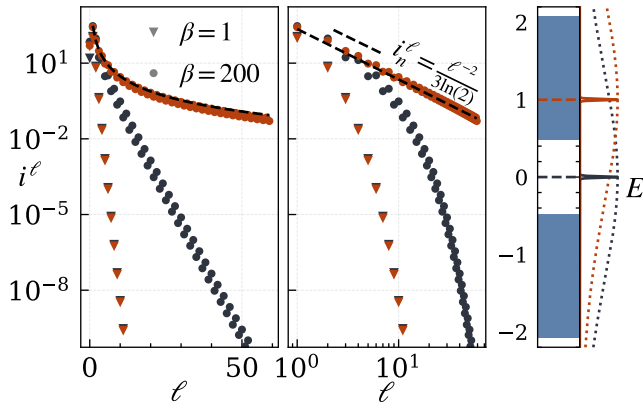


FIG. 3. Information per scale i^ℓ as a function of the scale ℓ , shown as a log-plot on the left and as a log-log plot in the middle to identify exponential versus power-law scaling. Here, $N = 500$, $t_1 = t_2 = 1$, $V = 0.5$. The red data corresponds to $\mu = 1$, where the chemical potential lies inside a band and the system is metallic, while the black data is for $\mu = 0$, an insulating system with the chemical potential inside the gap. For both chemical potentials, we show high temperature (triangles) and low temperature (circles). The corresponding spectra and the function $n_F(1 - n_F)$ are shown for the same high (dotted line) and low (solid line) temperatures. At high temperature (triangles), i^ℓ is similar in the metallic and insulating phase and decays exponentially with ℓ . At low temperature, the insulator still decays exponentially but with a longer decay length ξ , whereas the metal starts to show power-law behaviour. The dashed black line shows the scaling Ansatz. Note that the bipartite nature of the system leads to distinct values for even and odd ℓ .

when the chain is sufficiently long so that the electronic spectrum appears continuous on the energy scale $k_B T$, so that very long chains are needed to reach the lowest temperatures, eventually putting a limit on what can be simulated accurately. Below, when we talk about metal and insulator, we mean the the finite T and finite size approximation of the true phases at $T = 0$ and $N \rightarrow \infty$.

III. RESULTS

Figure 1 shows the information lattice of a short SSH chain at a relatively high temperature. Based on the electronic spectrum, there are six mostly filled levels and two mostly empty ones. The $\ell = 0$ level shows how much information is contained in local observables, which for the case of spinless fermions considered here is just the electron density, as in Eq. (4). Most of the information is contained at $\ell = 1$ in the dimers with the strong bond t_1 , as physically expected for the SSH model. Due to the open boundary conditions, we see that there is no translation symmetry within a row, but there is an inversion symmetry around the center. For $\ell > 1$, there is a rapid decay of i^ℓ .

A. Scaling of i^ℓ

Going from the $N = 8$ chain of Fig. 1 to large N , the discrete electronic spectrum starts to form bands that become continua in the thermodynamic limit $N \rightarrow \infty$. The position of the chemical potential μ with respect to the bands determines if the system is a metal or an insulator. Figure 3 shows the information per scale i^ℓ for two positions of the chemical potential, with the corresponding electronic spectrum shown on the right. The information per scale i^ℓ decays in all cases with ℓ , but the decay changes both quantitatively and qualitatively. At high temperatures, the metal and insulator are very similar because the actual occupation numbers of the states are similar, and i^ℓ decays exponentially with a short decay length ξ . Note that even and odd ℓ have a slightly different magnitude due to the dimerized nature of the model. ξ can be extracted from either odd or even sides separately, with numerically similar results. In the insulator, lowering the temperature increases the decay length ξ , which can be interpreted as an increased thermal coherence length. On the other hand, in the metal the exponential decay disappears and the decay instead becomes a power law [14]. Specifically, in the metal we expect a scale invariant local information with $i_n^\ell = 1/(3 \ln(2) \ell^2)$. Since we consider the row-sums in Fig. 3, this corresponds to $i^\ell = (N - \ell)/(3 \ln(2) \ell^2)$, which is shown as a dashed line and gives a good match with the numerical results.

The qualitative difference in i^ℓ is consistent with how we usually interpret metals and insulators. In a metal at low temperature, and without disorder, electronic quasi-particles can propagate over long distance and this leads to long-ranged phenomena. Viewed differently, the non-analytic step of the Fermi function tends to lead to slower-than-exponential decay in real space. The information per scale is an example of this behavior. In contrast, electronic phenomena in insulators are short-ranged with an energy scale determined by the gap. At high temperatures, thermal activation in the insulator starts to occur and the difference between the metal and insulator becomes less pronounced. Furthermore, higher temperature leads to shorter correlation lengths.

Figure 4(a) shows the correlation length ξ as a function of temperature. Coming from high temperature, ξ initially increases as the temperature is lowered (note that ξ^{-1} is plotted), and the metal and insulator have similar ξ at high temperature. As the temperature is lowered, the two phases behave differently. In the metal, ξ keeps increasing in the metal all the way to $T = 0$, $\xi(T \rightarrow 0) \rightarrow \infty$. The diverging decay length means that there is no longer exponential decay and that there is power law decay instead (for $\xi \gg N$; for fixed T insulating behavior would eventually return at large enough system size $N \sim \xi$).

In the insulator, ξ^{-1} reaches a minimum, then increases and eventually reaches a plateau. Figure 4(b) shows that the position and height of the plateau are controlled by V , which also sets the size of the gap

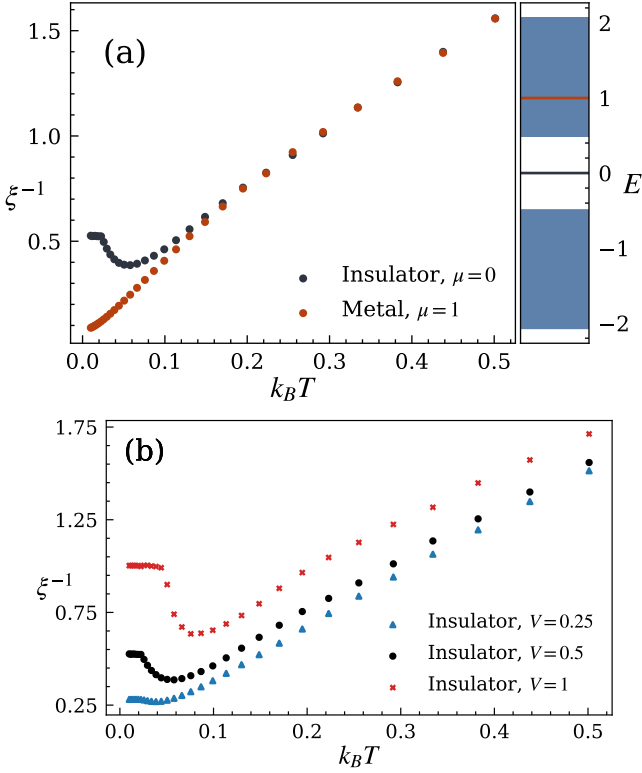


FIG. 4. Inverse decay length ξ^{-1} as a function of $k_B T$, for a chain of length $N = 201$ with $t_1 = t_2 = 1$. (a) $V = 0.5$ and two different chemical potentials, corresponding to a metal and an insulator as illustrated in the density of states on the right. ξ is obtained by a fitting $i^\ell \sim \exp(-\ell/\xi)$ using even values of ℓ only. (b) V controls the size of the gap in the insulator at fixed $\mu = 0$, $t_1 = t_2 = 1$ and $N = 201$, and therefore has a major impact on the temperature-dependence of ξ .

$E_{\text{gap}} = 2V$. Comparing the three cases, the magnitude of ξ^{-1} at the plateau increases with V and the temperature at which the minimum occurs shifts to higher values when the gap is larger. A physical interpretation of this non-monotonous behavior is that for $k_B T \ll E_{\text{gap}}$, the gap ensures that all the physics is short-ranged, while with increasing temperature it becomes possible to overcome the gap due to thermal fluctuations; at high temperature the decoherence caused by the fluctuations reduces ξ again.

The scaling of the information lattice at high temperature is illustrated in Fig. 5. For each individual scale ℓ , the numerical results show power-law decay $i_n^\ell \propto T^{-m}$, where $m = 2\ell$ for $\ell > 0$. The power laws are very robust when the model parameters t_1 , t_2 , V and μ are changed. The case $i_n^{\ell=0}$ is special, since it depends on the density only and it is possible to tune to $i_n^{\ell=0} = 0$, independent of temperature.

We do not have a general analytical proof for the $i_n^\ell \sim T^{-2\ell}$ scaling that is observed numerically. However, the particle-hole symmetric trimer ($N = 3$) and four-site chain ($N = 4$) are small and symmetric enough

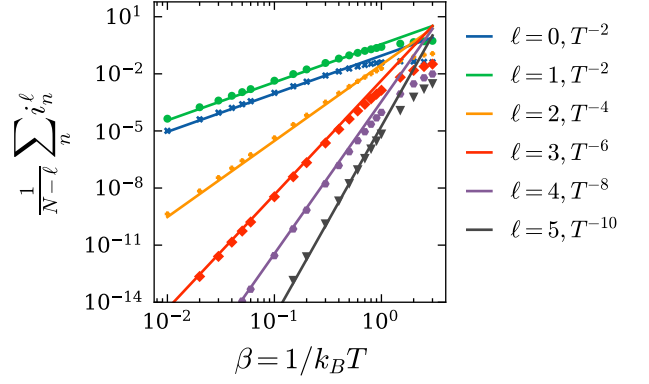


FIG. 5. Dependence of i_n^ℓ on temperature in the SSH model with $t_1 = 1$, $t_2 = 1.2$, $\mu = 0.75$ and $N = 80$. The solid lines show power laws and are drawn as a guide to the eye.

to solve analytically, while being large enough to i_n^ℓ for several values of ℓ . At high temperature, we indeed find $i^\ell \sim T^{-2\ell}$, as shown in Appendices C and D.

Expressed in terms of ξ , the power-law decay of i_n^ℓ with temperature gives

$$\exp(1/\xi) \equiv \frac{i_n^\ell}{i_n^{\ell+1}} \propto T^2 \quad (6)$$

$$\xi^{-1} = 2 \ln(T) + C \stackrel{T \rightarrow \infty}{\sim} \ln(T). \quad (7)$$

For comparison, we note that the 1d Ising model [31] has a correlation function at high temperature $\langle \sigma_\ell \sigma_0 \rangle = [\tanh(J/k_B T)]^\ell \approx \left(\frac{J}{k_B T}\right)^\ell$, which also leads to $\xi^{-1} \sim \ln(T)$.

B. Cross-sections at fixed ℓ

In the information lattice i_n^ℓ , the variable ℓ describes the length scale at which information is contained and n the position. In the thermodynamic limit, there is a discrete translation symmetry with period 2, so in the bulk of long chains we expect i_n^ℓ to be independent of n , apart from the even/odd dichotomy. Since we use open boundary conditions, there will be further n -dependence close to the ends of the chain.

1. Metal: Friedel oscillations and k_F

The Fermi surface is a central element in our understanding of metals, for example in the form of Landau's theory of the Fermi liquid [32]. Several methods exist to experimentally determine the size and shape of the Fermi surface without needing access to the full electronic spectrum. Some of these are based on oscillations as a function of magnetic field (the de Haas-van Alphen and

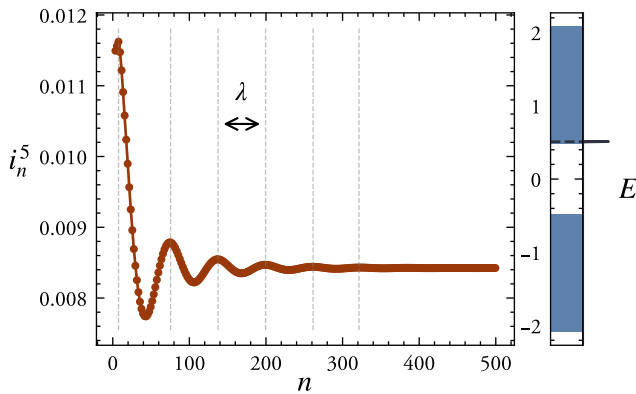


FIG. 6. i_n^5 as a function of n for the staggered model with $t = 1$, $V = 0.5$, $\mu = 0.51$, $\beta = 1000$, and $N = 1001$. A clear damped oscillation with wavelength λ is seen to emanate from the edge at $n = 0$. The dashed vertical lines locate the maxima of the oscillation, which can be used to determine the value of λ . Note that only the left half of the system is pictured, i.e., $n \leq 500$, the other half is given by inversion symmetry.

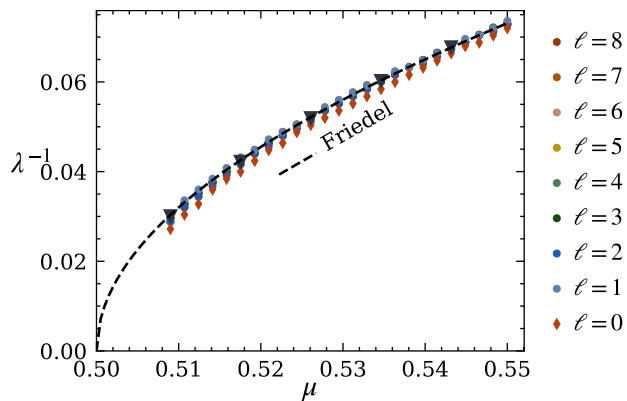


FIG. 7. The inverse length scale λ^{-1} observed in the information oscillations on a given length scale ℓ plotted against μ for the staggered model with parameters $t = 1$, $V = 0.5$, $\beta = 1000$. A Fourier transform was used to find the dominant frequency in the information oscillations, the inverse of which corresponds to the points depicted. A long chain ($N = 5001$) is used for these simulations to enable an accurate determination of λ even when it is large. The triangular points correspond to the average distance between maxima in i_n^5 , as seen in Fig. 6. The dashed line shows k_F/π , calculated analytically.

Shubnikov-de Haas effects), but an alternative is the observation of Friedel oscillations of the electron density around impurities or edges. In the context of the information lattice for tight-binding chains, where $\ell = 0$ corresponds to the local density, Friedel oscillations show up in i_n^0 and it is natural to ask if they are also present at larger ℓ . Figure 6 indeed shows oscillations in i_n^5 . The oscillations have a wavelength λ , as well as overall decay as one gets further from the edge at $n = 0$. This

is reminiscent of step edges and impurities in STM experiments [33], where this kind of oscillation is used to extract the electronic dispersion.

Figure 7 shows how the wavelength λ extracted from these oscillations in i_n^ℓ depends on μ . The dashed line shows the expectation for ideal Friedel oscillations, $\lambda = k_F/\pi$, where the analytical dependence of k_F on μ is given in Appendix A for the infinite chain at zero temperature. Note that in the one-dimensional chain considered here, the Fermi surface is entirely described by the scalar k_F . We find that λ^{-1} is very close to k_F/π for all values of ℓ , although deviations are visible for $\ell = 0$ (diamonds). This shows that the information lattice can be used to deduce k_F , and that larger values of ℓ might even be beneficial for this purpose.

Regarding the small deviations between the analytical k_F/π and the numerical results extracted from i_n^ℓ , we should note that the formula for Friedel oscillations is derived as the linear response to small perturbations, while the numerical results are based on a rigid end of the chain which is generally beyond the perturbative regime. Furthermore, the analytical results are based on an infinite chain at $T = 0$, while the numerical results are for a long but finite chain at low but finite temperature, which can lead to the observed small deviations.

To understand at what temperature and chemical potential we can expect substantial deviations from the $T = 0$ result for Friedel oscillations, we can compare the relevant length scales. For the model of a metal considered here, based on physical grounds we anticipate that there are three important length scales: the lattice spacing which is set to 1; the Fermi wavevector $1/k_F$ which depends on μ ; and a length scale λ_T describing the temperature and the resulting decoherence. The results in Fig. 7 are for μ close to the band minimum $E_0 = V = 0.5$, so that $1/k_F$ becomes much larger than the lattice spacing, making that length scale irrelevant and leaving us with two length scales. In other words, the lattice fermion model can be replaced by a continuum description in terms of a massive fermion with mass $\frac{1}{m} = \partial^2 E / \partial k^2|_{E_0}$, Fermi wave vector $k_F \approx \sqrt{2m(\mu - E_0)}$ and thermal length scale $\lambda_T = \sqrt{2\pi/mk_B T}$. The competition between temperature-induced decoherence and the Friedel oscillations should be governed by the dimensionless combination $(k_F \lambda_T)^2 = \frac{4\pi(\mu - E_0)}{k_B T}$, with small values corresponding to high temperature and vice versa, and the limit $\mu \rightarrow E_0$ requires special care [34, 35]. However, the smallest values of μ shown in Fig. 7 are $(k_F \lambda_T)^2 \approx 126$ at $\mu = 0.51$, which is still quite large, so the Friedel oscillations have not been destroyed by temperature-induced fluctuations.

2. Edge mode in the SSH model

For the SSH model, there is a clear difference between even and odd chain lengths [24–26]. The odd chain has an undimerized atom at the end, while the even chain

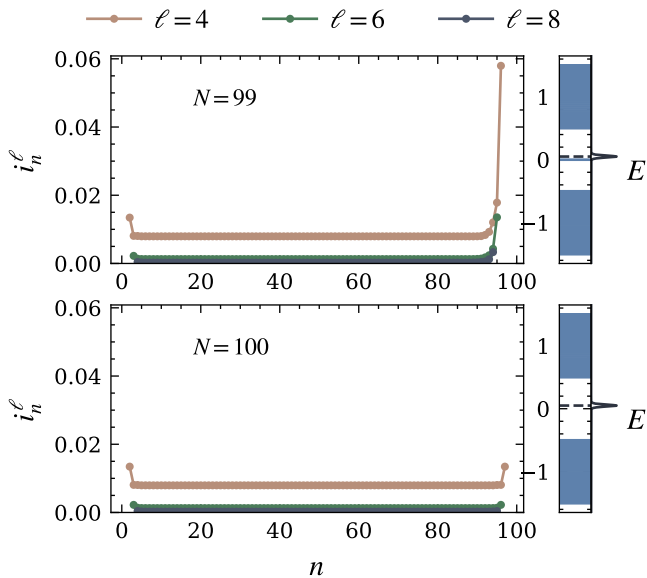


FIG. 8. Information distribution of i_n^ℓ for three different even length scales ℓ in the SSH model with parameters $t_1 = 1$, $t_2 = 0.5$, $\mu = 0.05$, and $\beta = 100$. The first panel shows an odd lattice and the second an even one. The system is an insulator for both cases.

consists fully of dimerized pairs of sites. This is reflected in the electronic spectrum by the presence or absence of a state at $E = 0$, in the middle of the bulk gap. In terms of inversion symmetry around the center, the even chain is symmetric and the odd chain is not, which is important for analyzing defect and edge modes [36, 37].

Figure 8 shows a comparison of i_n^ℓ for an odd and even length SSH chain, with the chemical potential close to the middle of the bulk gap, $\mu = 0.05$. Whereas i_n^ℓ is similar in the bulk for both chains, there are clear differences close to the boundary where i_n^ℓ increases. The zero-energy-mode in the odd chain is spatially localized close to the edge (at large n), and this is reflected in the substantial increase in information there. We observe that this remains visible in the information lattice even at larger values of ℓ . The odd-even chain length dichotomy related to the edge mode is only present when the chemical potential is in the bulk gap, as shown in Appendix F.

IV. CONCLUSION

In conclusion, we have seen that the metal-insulator transition clearly shows up in the information lattice de-

scription, as a change from power-law to exponential scaling of i_n^ℓ . At higher temperature, the power law scaling in the metal is suppressed and similar exponential scaling is found for both systems, with faster decay at high temperature. Since i_n^ℓ is an extensive bulk property, we do not find big differences between the staggered and SSH model in the insulating phase.

Edge modes in the information lattice i_n^ℓ provide additional insight into these phases. In the metallic phase with small k_F , we find oscillations in the information with a wavelength proportional to k_F^{-1} , similar to Friedel or RKKY oscillations. These oscillations are present in i_n^ℓ at different values of ℓ , always with the same wavelength. The reason for this is that k_F^{-1} is the only relevant length scale in a noninteracting dilute electron gas. In the insulator, we do not find similar long-wavelength oscillations since there is no Fermi surface. We do see a clear signature of the zero-energy edge mode of odd-length SSH chains in the information lattice.

This study was restricted to metals and band insulators that can be modeled using tight-binding models of noninteracting electrons. The independent nature of the electrons leads to substantial computational simplifications compared to phase transitions driven by interaction [38], disorder [14] or light [39], which makes it easy to study the information in large systems.

ACKNOWLEDGMENTS

EvL and Y.Y. acknowledge support from the Swedish Research Council (Vetenskapsrådet, VR) under grant 2022-03090 and from the Royal Physiographic Society of Lund. W.S. and E.G. acknowledge the Wallenberg Center for Quantum Technology (WACQT) for financial support via the EDU-WACQT program funded by Marianne and Marcus Wallenberg Foundation. J.H.B. acknowledges funding from the European Research Council (ERC) under the European Union's Horizon 2020 research and innovation program (Grant Agreement No. 101001902) and the Knut and Alice Wallenberg Foundation (KAW) via the project Dynamic Quantum Matter (2019.0068).

[1] P. Hofmann, *Solid state physics: an introduction* (John Wiley & Sons, 2022).

[2] K. Lejaeghere, G. Bihlmayer, T. Björkman, P. Blaha, S. Blügel, V. Blum, D. Caliste, I. E. Castelli, S. J.

- Clark, A. D. Corso, S. de Gironcoli, T. Deutsch, J. K. Dewhurst, I. D. Marco, C. Draxl, M. Dulak, O. Eriksson, J. A. Flores-Livas, K. F. Garrity, L. Genovese, P. Giannozzi, M. Giantomassi, S. Goedecker, X. Gonze, O. Grånäs, E. K. U. Gross, A. Gulans, F. Gygi, D. R. Hamann, P. J. Hasnip, N. A. W. Holzwarth, D. Iuşan, D. B. Jochym, F. Jollet, D. Jones, G. Kresse, K. Koepnick, E. Küçükbenli, Y. O. Kvashnin, I. L. M. Locht, S. Lubeck, M. Marsman, N. Marzari, U. Nitzsche, L. Nordström, T. Ozaki, L. Paulatto, C. J. Pickard, W. Poelmans, M. I. J. Probert, K. Refson, M. Richter, G.-M. Rignanese, S. Saha, M. Scheffler, M. Schlipf, K. Schwarz, S. Sharma, F. Tavazza, P. Thunström, A. Tkatchenko, M. Torrent, D. Vanderbilt, M. J. van Setten, V. V. Speybroeck, J. M. Wills, J. R. Yates, G.-X. Zhang, and S. Cottenier, Reproducibility in density functional theory calculations of solids, *Science* **351**, aad3000 (2016).
- [3] P. Hohenberg and W. Kohn, Inhomogeneous electron gas, *Phys. Rev.* **136**, B864 (1964).
- [4] D. Basov, R. Averitt, and D. Hsieh, Towards properties on demand in quantum materials, *Nature materials* **16**, 1077 (2017).
- [5] J. P. F. LeBlanc, A. E. Antipov, F. Becca, I. W. Bulik, G. K.-L. Chan, C.-M. Chung, Y. Deng, M. Ferrero, T. M. Henderson, C. A. Jiménez-Hoyos, E. Kozik, X.-W. Liu, A. J. Millis, N. V. Prokof'ev, M. Qin, G. E. Scuseria, H. Shi, B. V. Svistunov, L. F. Tocchio, I. S. Tupitsyn, S. R. White, S. Zhang, B.-X. Zheng, Z. Zhu, and E. Gull (Simons Collaboration on the Many-Electron Problem), Solutions of the two-dimensional hubbard model: Benchmarks and results from a wide range of numerical algorithms, *Phys. Rev. X* **5**, 041041 (2015).
- [6] A. Georges, G. Kotliar, W. Krauth, and M. J. Rozenberg, Dynamical mean-field theory of strongly correlated fermion systems and the limit of infinite dimensions, *Rev. Mod. Phys.* **68**, 13 (1996).
- [7] T. Maier, M. Jarrell, T. Pruschke, and M. H. Hettler, Quantum cluster theories, *Rev. Mod. Phys.* **77**, 1027 (2005).
- [8] Q. Sun and G. K.-L. Chan, Quantum embedding theories, *Accounts of chemical research* **49**, 2705 (2016).
- [9] W. Sun and G. Ceder, Efficient creation and convergence of surface slabs, *Surface Science* **617**, 53 (2013).
- [10] H. Xu, C.-M. Chung, M. Qin, U. Schollwöck, S. R. White, and S. Zhang, Coexistence of superconductivity with partially filled stripes in the hubbard model, *Science* **384**, eadh7691 (2024).
- [11] T. Klein Kvarning, L. Herviou, and J. H. Bardarson, Time-evolution of local information: thermalization dynamics of local observables, *SciPost Physics* **13**, 080 (2022), 2105.11206.
- [12] C. Artiago, C. Fleckenstein, D. Aceituno Chávez, T. Klein Kvarning, and J. H. Bardarson, Efficient large-scale many-body quantum dynamics via local-information time evolution, *PRX Quantum* **5**, 10.1103/prxquantum.5.020352 (2024).
- [13] I. M. Flór, C. Artiago, T. Klein Kvarning, and J. H. Bardarson, Higher-dimensional information lattice: Quantum state characterization through inclusion-exclusion local information, in preparation (2025).
- [14] C. Artiago, T. Klein Kvarning, D. Aceituno Chávez, L. Herviou, and J. H. Bardarson, Universal characterization of quantum many-body states through local information, *Phys. Rev. Lett.* **134**, 190401 (2025).
- [15] C. Artiago, J. Barata, and E. Rico, Out-of-equilibrium dynamics in a $u(1)$ lattice gauge theory via local information flows: Scattering and string breaking, arXiv [10.48550/arxiv.2510.16101](https://arxiv.org/abs/10.48550/arxiv.2510.16101) (2025), 2510.16101.
- [16] K. Harkins, C. Fleckenstein, N. D'Souza, P. M. Schindler, D. Marchiori, C. Artiago, Q. Reynard-Feytis, U. Basumallick, W. Beatriz, A. Pillai, M. Hagn, A. Nayak, S. Breuer, X. Lv, M. McAllister, P. Reshetikhin, E. Druga, M. Bukov, and A. Ajoy, Nanoscale engineering and dynamic stabilization of mesoscopic spin textures, *Science Advances* **11**, eadn9021 (2025).
- [17] N. P. Bauer, B. Trauzettel, T. Klein Kvarning, J. H. Bardarson, and C. Artiago, Local information flow in quantum quench dynamics, *Phys. Rev. A* **112**, 022221 (2025).
- [18] Y. Bilinskaya, M. F. Martínez, S. Ghosh, T. K. Kvarning, C. Artiago, and J. H. Bardarson, Witnessing short- and long-range nonstabilizerness via the information lattice, arXiv [10.48550/arxiv.2510.26696](https://arxiv.org/abs/10.48550/arxiv.2510.26696) (2025), 2510.26696.
- [19] A. Nava, C. Artiago, Y. Gefen, I. Gornyi, M. Tsitsishvili, A. Zazunov, and R. Egger, Information transport and transport-induced entanglement in open fermion chains, arXiv [10.48550/arxiv.2601.14153](https://arxiv.org/abs/10.48550/arxiv.2601.14153) (2026), 2601.14153.
- [20] B. Zeng, X. Chen, D.-L. Zhou, X.-G. Wen, *et al.*, *Quantum information meets quantum matter* (Springer, 2019).
- [21] N. Laflorencie, Quantum entanglement in condensed matter systems, *Physics Reports* **646**, 1 (2016), quantum entanglement in condensed matter systems.
- [22] R. Orús, Tensor networks for complex quantum systems, *Nature Reviews Physics* **1**, 538 (2019), 1812.04011.
- [23] P. Laurell, A. Scheie, E. Dagotto, and D. A. Tennant, Witnessing entanglement and quantum correlations in condensed matter: A review, *Advanced Quantum Technologies* **8**, 10.1002/qute.202400196 (2025), 2405.10899.
- [24] W. P. Su, J. R. Schrieffer, and A. J. Heeger, Solitons in polyacetylene, *Phys. Rev. Lett.* **42**, 1698 (1979).
- [25] W. P. Su, J. R. Schrieffer, and A. J. Heeger, Soliton excitations in polyacetylene, *Phys. Rev. B* **22**, 2099 (1980).
- [26] J. K. Asbóth, L. Oroszlány, and A. Pályi, *A short course on topological insulators*, Vol. 919 (Springer, 2016).
- [27] C. Walsh, P. Sémon, D. Poulin, G. Sordi, and A.-M. S. Tremblay, Local entanglement entropy and mutual information across the mott transition in the two-dimensional hubbard model, *Phys. Rev. Lett.* **122**, 067203 (2019).
- [28] G. Roósz, A. Kauch, F. Bippus, D. Wieser, and K. Held, Two-site reduced density matrix from one- and two-particle green's functions, *Phys. Rev. B* **110**, 075115 (2024).
- [29] I. Peschel, Calculation of reduced density matrices from correlation functions, *Journal of Physics A: Mathematical and General* **36**, L205–L208 (2003).
- [30] S.-A. Cheong and C. L. Henley, Many-body density matrices for free fermions, *Phys. Rev. B* **69**, 075111 (2004).
- [31] R. J. Baxter, *Exactly solved models in statistical mechanics* (Elsevier, 2016).
- [32] G. Giuliani and G. Vignale, *Quantum theory of the electron liquid* (Cambridge university press, 2008).
- [33] M. Crommie, C. P. Lutz, and D. Eigler, Imaging standing waves in a two-dimensional electron gas, *Nature* **363**, 524 (1993).
- [34] M. Saha, B. K. Agarwalla, M. Kulkarni, and A. Purkayastha, Universal subdiffusive behavior at band edges from transfer matrix exceptional points, *Phys. Rev. Lett.* **130**, 187101 (2023).

- [35] M. Saha, B. K. Agarwalla, M. Kulkarni, and A. Purkayastha, Effect of order of transfer matrix exceptional points on transport at band edges, *Phys. Rev. B* **111**, 125412 (2025).
- [36] F. de Juan, A. Rüegg, and D.-H. Lee, Bulk-defect correspondence in particle-hole symmetric insulators and semimetals, *Physical Review B* **89**, 161117 (2014), 1310.7594.
- [37] J.-W. Rhim, J. Behrends, and J. H. Bardarson, Bulk-boundary correspondence from the intercellular Zak phase, *Physical Review B* **95**, 035421 (2017).
- [38] G. Bellomia, C. Mejuto-Zaera, M. Capone, and A. Amaricci, Quasiloca entanglement across the mott-hubbard transition, *Phys. Rev. B* **109**, 115104 (2024).
- [39] G. Mazza and C. Budroni, Entanglement detection in quantum materials with competing orders, *Phys. Rev. B* **111**, L100302 (2025).

Appendix A: Periodic boundary conditions

With periodic boundary conditions, the Hamiltonian of the Rice-Mele tight-binding model is a 2×2 matrix in momentum space,

$$H_k = - \begin{pmatrix} -V & t_1 + t_2 \exp(ik) \\ t_1 + t_2 \exp(-ik) & +V \end{pmatrix}, \quad (\text{A1})$$

with eigenvalues $\pm \sqrt{V^2 + (t_1 + t_2 e^{ik})(t_1 + t_2 e^{-ik})} = \pm \sqrt{V^2 + t_1^2 + t_2^2 + 2t_1 t_2 \cos(k)}$, i.e., the two bands are symmetric around zero since $\text{Tr } H_k = 0$. This dispersion leads to a gap of size $2\sqrt{V^2 + (t_1 - t_2)^2}$, which simplifies to $2|V|$ for $t_1 = t_2$ and to $2|t_2 - t_1|$ for $V = 0$. Note that the gap opens at $k = \pi$. The other band extrema are at $k = 0$ with energy $\pm \sqrt{V^2 + (t_1 + t_2)^2}$.

Friedel oscillations and the RKKY interaction have an oscillatory part $\cos(2k_F r + \phi)$ with wavelength $\lambda_{\text{Friedel}} = \pi/k_F$, i.e., $\lambda_{\text{Friedel}}^{-1} = k_F/\pi$, which is shown as dashed lines in Figs. 7 and 14. Here, k_F is the radius of the Fermi volume. Since the system is studied with the chemical potential just above the band gap and with the band minimum at $k = \pi$, this radius is $k_F = \pi - \arccos\left(\frac{\mu^2 - V^2 - t_1^2 - t_2^2}{2t_1 t_2}\right)$.

A simpler form can be obtained by using the effective mass approximation $E(k) = E_0 + \frac{(k-k_0)^2}{2m}$ close to the bottom of the partially filled band. This leads to the standard result $k_F = \sqrt{2m(\mu - E_0)}$, which explains the typical square-root behavior seen in the figures. The magnitude of the square root is model-dependent, since $\frac{1}{m} = \frac{\partial^2 E}{\partial k^2} \Big|_{k_0}$ for the Hamiltonian in Eq. (A1) leads to

$$\frac{1}{m} \Big|_{\text{band edge}} = \frac{t_1 t_2}{\sqrt{V^2 + (t_1 - t_2)^2}}. \quad (\text{A2})$$

For the data in Fig. 7, a staggered model with $t_1 = t_2 = 1$, $V = \frac{1}{2}$, so $2m = 1$, which leads to $\lambda_{\text{Friedel}}^{-1} = \frac{1}{\pi} \sqrt{\mu - E_0} \approx 0.318 \sqrt{\mu - 0.5}$. For the SSH model with the same gap, $t_1 = 1$, $t_2 = 0.5$, $V = 0$, so $2m = 2$ and $\lambda_{\text{Friedel}}^{-1} \approx 0.450 \sqrt{\mu - 0.5}$.

Appendix B: Information response functions

For a subsystem A of size M , we have $S^A = -k_B \sum_{\zeta=1}^M g_{\zeta}^A \log(g_{\zeta}^A) + (1 - g_{\zeta}^A) \log(1 - g_{\zeta}^A)$, where g_{ζ}^A is an eigenvalue of the matrix $G(i, j)$ restricted to A . This directly leads to the derivative

$$\frac{dS^A}{dg_{\zeta}^A} = \log\left(\frac{1 - g_{\zeta}^A}{g_{\zeta}^A}\right). \quad (\text{B1})$$

Thus, to derive the response of the von Neumann entropy or the information ($dI^A = -dS^A$) with respect to a physical parameter like μ , one needs to know how the eigenvalues g_{ζ}^A change.

For the noninteracting system considered here, the $M \times M$ Green's function obtained by restricting the full Green's function to the subsystem A corresponds to the thermal Green's function of a fictitious $M \times M$ Hamiltonian \tilde{H} , so that $g_{\zeta}^A = \tilde{n}_{\zeta}$ is the Fermi-Dirac occupation of the ζ th eigenstate of \tilde{H} . Importantly, this fictitious Hamiltonian turns out to be independent of T and μ , so that we can use the derivative of the Fermi-Dirac distribution,

$$\frac{dg_{\zeta}^A}{d\mu} = \frac{d\tilde{n}_{\zeta}}{d\mu} = \beta \tilde{n}_{\zeta} (1 - \tilde{n}_{\zeta}) = \beta g_{\zeta}^A (1 - g_{\zeta}^A). \quad (\text{B2})$$

Note that this only works for noninteracting fermions, for interacting fermions it is possible to find a description of a restricted Green's function at constant value of the parameters in terms of an auxiliary Hamiltonian, but the auxiliary Hamiltonian will change when μ changes and one therefore gets an additional term $d\tilde{H}/d\mu$, i.e., a two-particle correlation function.

In total, the response of the information to changes in the chemical potential is

$$\frac{d}{d\mu} I_n^{\ell} = \beta \sum_{\zeta} (1 - g_{\zeta}^{\ell, n}) g_{\zeta}^{\ell, n} \log\left(\frac{g_{\zeta}^{\ell, n}}{1 - g_{\zeta}^{\ell, n}}\right). \quad (\text{B3})$$

Appendix C: Analytical solution for a trimer

To get more intuition for the information lattice for fermionic systems, it is instructive to analytically solve the trimer with $t_1 = t_2 = t$, $V = 0$ and $\mu = 0$. This choice of parameters ensure particle-hole symmetry and therefore leads to relatively simple results. We have

$$H = -t \begin{pmatrix} 0 & 1 & 0 \\ 1 & 0 & 1 \\ 0 & 1 & 0 \end{pmatrix} \text{ with eigenvalues } \lambda_{\pm} = \pm t\sqrt{2} \text{ and}$$

$\lambda_0 = 0$, with eigenvectors $\frac{1}{2}(1, -\sqrt{2}, 1)$, $\frac{1}{2}(1, \sqrt{2}, 1)$ and $\frac{1}{\sqrt{2}}(1, 0, -1)$. Denote $n_{\text{FD}}(\lambda_+) = x$, so that $n_{\text{FD}}(\lambda_-) = 1 - x$ by particle-hole symmetry, and $n_{\text{FD}}(0) = \frac{1}{2}$ independent of temperature. As a result, the Green's function

is

$$G = \frac{x}{4} \begin{pmatrix} 1 & -\sqrt{2} & 1 \\ -\sqrt{2} & 2 & -\sqrt{2} \\ 1 & -\sqrt{2} & 1 \end{pmatrix} + \frac{1-x}{4} \begin{pmatrix} 1 & \sqrt{2} & 1 \\ \sqrt{2} & 2 & \sqrt{2} \\ 1 & \sqrt{2} & 1 \end{pmatrix} + \frac{1}{4} \begin{pmatrix} 1 & 0 & -1 \\ 0 & 0 & 0 \\ -1 & 0 & 1 \end{pmatrix} \quad (C1)$$

$$= \frac{1}{2} \hat{1} + \frac{\sqrt{2}(1-2x)}{4} \begin{pmatrix} 0 & 1 & 0 \\ 1 & 0 & 1 \\ 0 & 1 & 0 \end{pmatrix}, \quad (C2)$$

which has eigenvalues $\frac{1}{2}$, $1-x$ and x as expected, since these are the occupation numbers of the eigenstates. The first eigenvalue contributes zero to the total information, the two other eigenvalues give an identical contribution proportional to $(x - \frac{1}{2})^2 \sim T^{-2}$ at high temperature, where x is close to $\frac{1}{2}$. More precisely,

$$I = I_n^{\ell=2} = 2 + 2x \log_2(x) + 2(1-x) \log_2(1-x). \quad (C3)$$

For $I_n^{\ell=0}$, the 1×1 subblocks on the diagonal of Eq. (C2) are used, which are all equal to $\frac{1}{2}$ and therefore contribute zero to the information (half-filling), so $I_n^{\ell=0} = 0$.

For $I_n^{\ell=1}$, the upper and lower 2×2 block of Eq. (C2) are used, which are identical by symmetry. This block $\begin{pmatrix} \frac{1}{2} & \frac{\sqrt{2}}{4}(1-2x) \\ \frac{\sqrt{2}}{4}(1-2x) & \frac{1}{2} \end{pmatrix}$ has eigenvalues $\frac{1}{2} \pm \frac{(x-\frac{1}{2})\sqrt{2}}{2}$, so

$$I_n^{\ell=1} = 2 + 2 \left(\frac{1}{2} + \frac{(x-\frac{1}{2})}{\sqrt{2}} \right) \log_2 \left(\frac{1}{2} + \frac{(x-\frac{1}{2})}{\sqrt{2}} \right) + 2 \left(\frac{1}{2} - \frac{(x-\frac{1}{2})}{\sqrt{2}} \right) \log_2 \left(\frac{1}{2} - \frac{(x-\frac{1}{2})}{\sqrt{2}} \right). \quad (C4)$$

From these results, it follows that the information lattice i_n^ℓ is given by

$$i_n^{\ell=0} = 0 \quad (C5)$$

$$i_n^{\ell=1} = I_n^{\ell=1} \quad (C6)$$

$$i_n^{\ell=2} = I_n^{\ell=2} - 2I_{n'}^{\ell=1} + I_n^{\ell=0}, \quad (C7)$$

where there is no dependence on n in this small, highly symmetric set-up. The formulas for $I_n^{\ell=2}$ and $i_n^{\ell=2}$ simplify in the high-temperature limit where $x = \frac{1}{2} + \delta x$,

with $\delta x \approx -\frac{t}{2\sqrt{2}k_B T}$ so that.

$$I_n^{\ell=2} \approx \frac{4}{\ln(2)} (\delta x)^2 + \frac{8}{\ln(8)} (\delta x)^4 + \dots \quad (C8)$$

$$I_n^{\ell=1} \approx \frac{4}{\ln(2)} \left(\frac{\delta x}{\sqrt{2}} \right)^2 + \frac{8}{\ln(8)} \left(\frac{\delta x}{\sqrt{2}} \right)^4 + \dots \quad (C9)$$

$$i_n^{\ell=1} \approx \frac{2}{\ln(2)} (\delta x)^2 = \frac{2}{\ln(2)} \left(\frac{\sqrt{2}t}{4k_B T} \right)^2 = \frac{t^2}{4 \ln(2) k_B^2 T^2}$$

$$i_n^{\ell=2} \approx \frac{4}{\ln(8)} (\delta x)^4 = \frac{4}{\ln(8)} \left(\frac{\sqrt{2}t}{4k_B T} \right)^4 = \frac{t^4}{16 \ln(8) k_B^4 T^4} \quad (C10)$$

Altogether, for the particle-hole symmetric trimer, the leading term in the total information at high temperature is $I \sim T^{-2}$ and this leading term is entirely contained at the $\ell = 1$ level (no information at $\ell = 0$ by symmetry). The $\ell = 2$ layer of the information lattice only contributes with a sub-leading T^{-4} term. If we define ξ as

$$\exp(1/\xi) \equiv \frac{i_n^{\ell=1}}{i_{n'}^{\ell=2}} = \frac{12k_B^2 T^2}{t^2} \quad (C11)$$

$$\xi = \frac{1}{\ln(12k_B^2 T^2/t^2)} \xrightarrow{T \rightarrow \infty} \mathcal{O} \left(\frac{1}{\ln(T)} \right), \quad (C12)$$

then we find a logarithmic behavior of ξ at high temperature.

Appendix D: Four-site chain

The derivation of the information lattice for the four-site chain proceeds along similar lines as the trimer in Appendix C. We consider $t_1 = t_2 = t$, $V = 0$ and $\mu = 0$ for simplicity, $E_1 = \frac{-1-\sqrt{5}}{2}t$, $E_2 = \frac{1-\sqrt{5}}{2}t$, $E_3 = \frac{-1+\sqrt{5}}{2}t$, $E_4 = \frac{1+\sqrt{5}}{2}t$, and corresponding eigenvectors

$$\begin{aligned} |\Psi_1\rangle &= \frac{1}{\sqrt{5+\sqrt{5}}} \left(1, \frac{1}{2}(1+\sqrt{5}), \frac{1}{2}(1+\sqrt{5}), 1 \right), \\ |\Psi_2\rangle &= \frac{1}{\sqrt{5-\sqrt{5}}} \left(-1, \frac{1}{2}(1-\sqrt{5}), -\frac{1}{2}(1-\sqrt{5}), 1 \right), \\ |\Psi_3\rangle &= \frac{1}{\sqrt{5-\sqrt{5}}} \left(1, \frac{1}{2}(1-\sqrt{5}), \frac{1}{2}(1-\sqrt{5}), 1 \right), \\ |\Psi_4\rangle &= \frac{1}{\sqrt{5+\sqrt{5}}} \left(-1, \frac{1}{2}(1+\sqrt{5}), -\frac{1}{2}(1+\sqrt{5}), 1 \right). \end{aligned} \quad (D1)$$

By particle-hole symmetry,

$$n_{FD}(E_1) = 1 - n_{FD}(E_4) \equiv x, \quad (D2)$$

$$n_{FD}(E_2) = 1 - n_{FD}(E_3) \equiv y, \quad (D3)$$

and the Green's function after simplification is

$$G = \frac{x}{5 + \sqrt{5}} \begin{pmatrix} 0 & 1 + \sqrt{5} & 0 & 2 \\ 1 + \sqrt{5} & 0 & 3 + \sqrt{5} & 0 \\ 0 & 3 + \sqrt{5} & 0 & 1 + \sqrt{5} \\ 2 & 0 & 1 + \sqrt{5} & 0 \end{pmatrix} \\ + \frac{y}{5 - \sqrt{5}} \begin{pmatrix} 0 & \sqrt{5} - 1 & 0 & -2 \\ \sqrt{5} - 1 & 0 & \sqrt{5} - 3 & 0 \\ 0 & \sqrt{5} - 3 & 0 & \sqrt{5} - 1 \\ -2 & 0 & \sqrt{5} - 1 & 0 \end{pmatrix} \\ + \frac{1}{2\sqrt{5}} \begin{pmatrix} \sqrt{5} & -2 & 0 & 1 \\ -2 & \sqrt{5} & -1 & 0 \\ 0 & -1 & \sqrt{5} & -2 \\ 1 & 0 & -2 & \sqrt{5} \end{pmatrix}. \quad (D4)$$

with the expected eigenvalues $1 - x$, x , $1 - y$, and y representing the occupancy of the eigenstates.

For $\ell = 0$, the eigenvalues of the 1×1 blocks are the diagonal elements of the Green's function, which are all $\frac{1}{2}$ and hence do not contain information due to half filling, so $I_n^{\ell=0} = 0$.

For the length scale $\ell = 3$ (the entire chain), the information is

$$I = I_{1+1/2}^{\ell=3} \\ = 4 + 2[x \log_2 x + (1 - x) \log_2 (1 - x)] \\ + 2[y \log_2 y + (1 - y) \log_2 (1 - y)]. \quad (D5)$$

For $\ell = 2$, the eigenvalues of the Green's function are

$$\lambda_1 = \frac{1}{2}, \quad \lambda_{2,3} = \frac{1}{2} \pm \alpha(x, y), \quad (D6)$$

where

$$\alpha = \frac{\sqrt{5}}{10} \sqrt{2(5 + \sqrt{5})(x - 1)x - 2(\sqrt{5} - 5)(y - 1)y + 5}. \quad (D7)$$

Then, the information is given by

$$I_n^{\ell=2} = 2 + 2 \left(\frac{1}{2} - \alpha(x, y) \right) \log \left(\frac{1}{2} - \alpha(x, y) \right) \\ + 2 \left(\frac{1}{2} + \alpha(x, y) \right) \log \left(\frac{1}{2} + \alpha(x, y) \right). \quad (D8)$$

For $\ell = 1$ (2 sites), there are two distinct cases to consider, $I_{n=1/2}^{\ell=1}$ and $I_{n=1+1/2}^{\ell=1}$, corresponding to the edge and the center, respectively. For the edge, the Green's function matrix has eigenvalues

$$\lambda_{1,2} = \frac{1}{2} \pm \gamma(x, y), \quad \gamma(x, y) = \frac{\sqrt{(x + y - 1)^2}}{\sqrt{5}}, \quad (D9)$$

resulting in information

$$I_{n=1/2}^{\ell=1} = 2 + 2 \left(\frac{1}{2} + \gamma(x, y) \right) \log_2 \left(\frac{1}{2} + \gamma(x, y) \right) \\ + 2 \left(\frac{1}{2} - \gamma(x, y) \right) \log_2 \left(\frac{1}{2} - \gamma(x, y) \right)$$

For the central block, the eigenvalues are

$$\lambda = \frac{1}{2} \pm \kappa(x, y), \quad (D10)$$

$$\kappa(x, y) = \frac{1}{10} \left(\sqrt{5} - (5 + \sqrt{5})x + (\sqrt{5} - 5)y \right), \quad (D11)$$

resulting in information

$$I_{n=1+1/2}^{\ell=1} = 2 + 2 \left(\frac{1}{2} + \kappa(x, y) \right) \log_2 \left(\frac{1}{2} + \kappa(x, y) \right) \\ + 2 \left(\frac{1}{2} - \kappa(x, y) \right) \log_2 \left(\frac{1}{2} - \kappa(x, y) \right). \quad (D12)$$

Hence, the information added at each scale is

$$i_n^{\ell=0} = 0, \\ i_n^{\ell=1} = I_n^{\ell=1}, \\ i_n^{\ell=2} = I_n^{\ell=2} - I_{n-1/2}^{\ell=1} - I_{n+1/2}^{\ell=1}, \\ i_n^{\ell=3} = I_n^{\ell=3} - 2I_{n=1}^{\ell=2} + I_{n=1+1/2}^{\ell=1}. \quad (D13)$$

where in the last line we used $I_{n=1/2}^{\ell=1} = I_{n=2+1/2}^{\ell=1}$.

In the high temperature limit, the Fermi-Dirac distribution is expanded as

$$x = n_{FD}(E_1) = \frac{1}{2} + \delta x, \quad \delta x \approx -\frac{E_1}{4k_B T} = \frac{\sqrt{5} + 1}{8k_B T} t \\ y = n_{FD}(E_2) = \frac{1}{2} + \delta y, \quad \delta y \approx -\frac{E_2}{4k_B T} = \frac{\sqrt{5} - 1}{8k_B T} t.$$

Defining $\delta\kappa = \kappa(\frac{1}{2} + \delta x, \frac{1}{2} + \delta y)$ and similarly $\delta\gamma, \delta\alpha$,

$$\delta\kappa = -\frac{t}{4k_B T}, \quad \delta\gamma = \frac{t}{4k_B T}, \quad \delta\alpha = -\frac{t}{2\sqrt{2}k_B T}.$$

The Taylor expansion of the information has general form

$$I_{\text{general}}(z) = C \\ + 2 \left(\frac{1}{2} + z \right) \log_2 \left(\frac{1}{2} + z \right) \\ + 2 \left(\frac{1}{2} - z \right) \log_2 \left(\frac{1}{2} - z \right) \quad (D14)$$

$$\approx C - 2 + \frac{4z^2}{\ln(2)} + \frac{8z^4}{\ln(8)} + \frac{64z^6}{15\ln(2)}, \quad (D15)$$

which only contains even powers of z . Then,

$$I_n^{\ell=3} = \frac{4}{\ln(2)} [(\delta x)^2 + (\delta y)^2] + \frac{8}{\ln(8)} [(\delta x)^4 + (\delta y)^4] + \dots \\ I_n^{\ell=2} = \frac{4}{\ln(2)} (\delta\alpha)^2 + \frac{8}{\ln(8)} (\delta\alpha)^4 + \dots \\ I_n^{\ell=1} = \frac{4}{\ln(2)} (\delta\gamma)^2 + \frac{8}{\ln(8)} (\delta\gamma)^4 + \dots, \quad (D16)$$

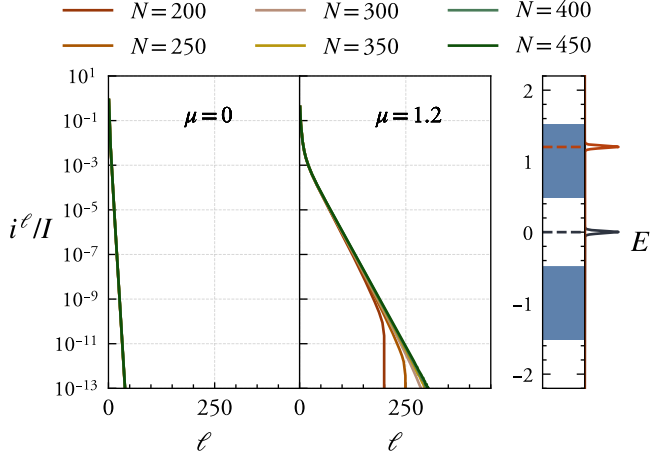


FIG. 9. Role of finite-size effects, in the SSH Hamiltonian with $t_1 = 1$, $t_2 = 0.5$, $V = 0$, $\beta = 100$. In the insulator (left), finite-size effects are generally small until $\ell \approx N$. In the metal, finite-size effects set in earlier and large system sizes are needed for the simulations. The band structure for $N = 200$ is displayed in the right panel. i^ℓ shown on odd rows only to avoid staggering. The information per row is normalized through division by the total information in the system.

since $(\delta\gamma)^2 = (\delta\kappa)^2$. The information added at each scale is then

$$i_n^{\ell=1} \approx \frac{t^2}{4 \ln(2) k_B^2 T^2}, \quad (\text{D17})$$

$$i_n^{\ell=2} \approx \frac{t^4}{48 \ln(2) k_B^4 T^4}, \quad (\text{D18})$$

$$i_n^{\ell=3} \approx \frac{t^6}{320 \ln(2) k_B^6 T^6}. \quad (\text{D19})$$

As for the trimer, $i^\ell \sim T^{-2\ell}$.

Appendix E: Finite size effects

Given the slow decay of i^ℓ , especially in the metal at low temperature, it is important to study the finite-size convergence of the simulations. Note that the information per row, i^ℓ , is an extensive quantity so that normalization is needed, here we normalize by the total information $I = \sum_\ell i^\ell$ which is also extensive. Figure 9 shows that the results in the insulating phase are generally weakly dependent on the size of the system, due to the overall fast spatial decay in insulating systems. The situation is more subtle in the metal at low temperature, where the information decays slowly with ℓ . By construction, we need $\ell < N$, so finite size effects become very visible for $\ell \approx N$. At this temperature, only minor finite size effects are visible for $\ell \ll N$, showing that the results at this temperature are converged. Generally, the approximation of a continuous spectrum by discrete

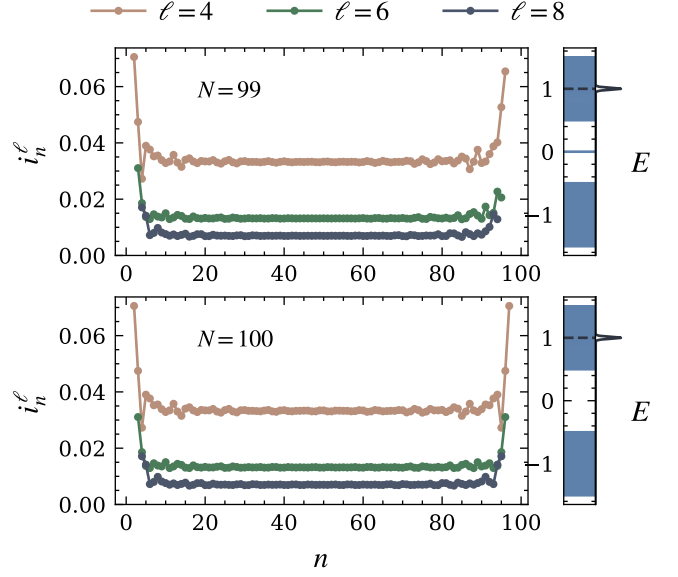


FIG. 10. Information distribution of i_n^ℓ for three different even length scales ℓ in the SSH model with parameters $t_1 = 1$, $t_2 = 0.5$, $\mu = 1$, and $\beta = 100$. The first panel shows an odd lattice and the second an even one. The system is metallic for both cases.

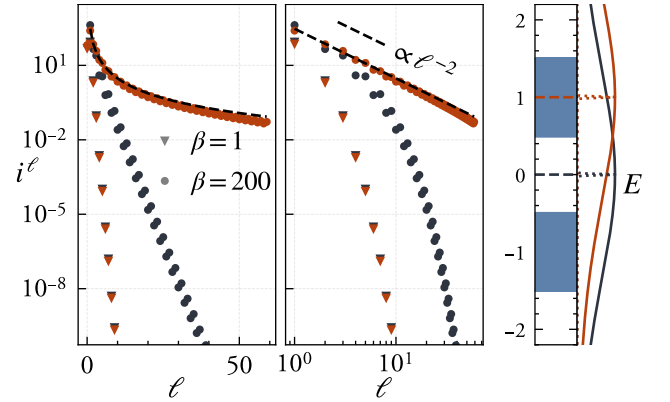


FIG. 11. Decay in the metal and insulator, for the SSH model, similar to Fig. 3 for the staggered model. The parameters in both models are set so that the gap is equal, which means that the SSH model has a smaller band width compared to the staggered model. In both cases, ℓ^{-2} power law decay is found in the metal at low temperature, versus exponential decay in all other cases, but the decay lengths are different.

peaks leads to finite size effects when the temperature is small compared to the discretizations of the energies.

Appendix F: Comparison of SSH and staggered model

Both the staggered on-site potential V in the staggered model and the staggered hopping parameters t_1 , t_2 in

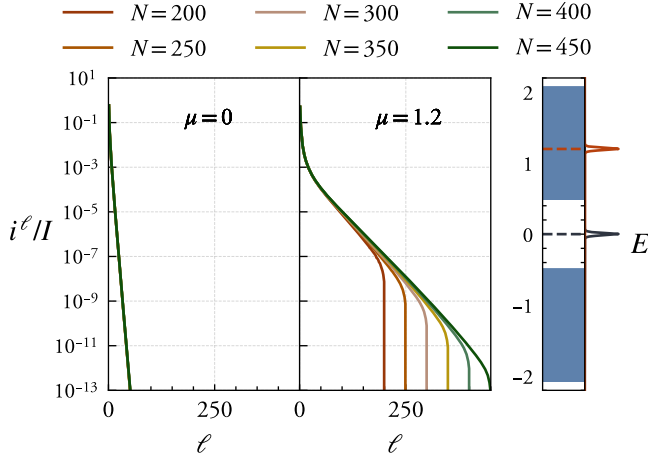


FIG. 12. Finite size effects, staggered potential $t_1 = t_2 = 1$, $V = 0.5$, $\beta = 100$. The information is normalized through division by the total information in the system. The corresponding SSH model is shown in Fig. 9.

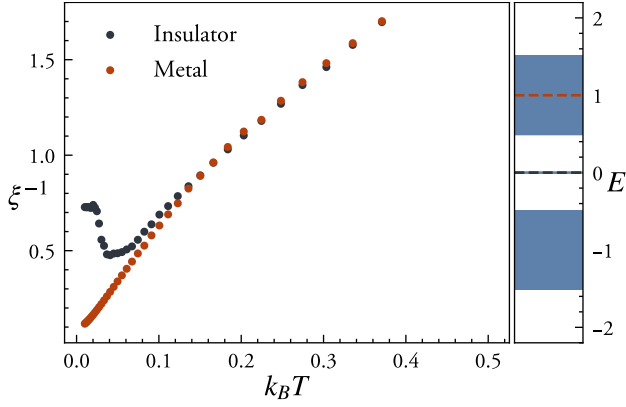


FIG. 13. Decay length versus temperature in the SSH model for even N and with parameters $t = 1$, $V = 0.5$, which gives the same gap as in Fig. 4.

the SSH model create a gap, but the mechanism behind the gap is different. Thus, there can be differences in the information lattice related to the different character of the insulating phase. To make a standardized comparison, we fix the magnitude of the gap ($2|V|$ in the staggered model and $2|t_1 - t_2|$ in the SSH model) and the strong hopping parameter ($t_1 = 1$ in the SSH model, $t = t_1 = t_2 = 1$ in the staggered model). This does mean that the bandwidth and effective mass of the models are different.

The decay of i^ℓ at fixed temperature in the SSH model is shown in Fig. 11, cf. 3 in the main text. Finite-size effects in the staggered model are shown in Fig. 12, cf. Fig. 9. The temperature-dependence of ξ for models with

the same gap is shown in Fig. 4(a) and Fig. 13 for the staggered and SSH model, respectively.

Overall, these results show that the two models behave qualitatively similarly for comparable gaps, but quantita-

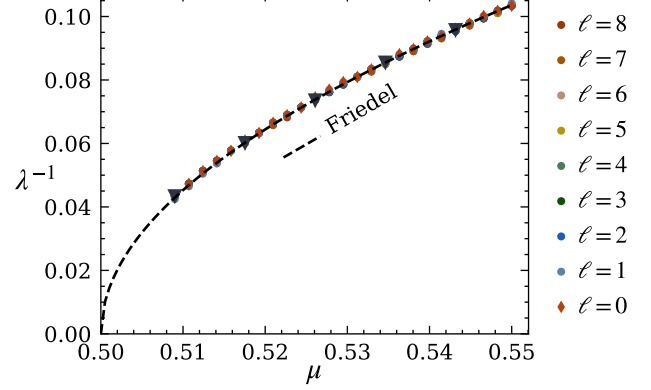


FIG. 14. The inverse length scale λ^{-1} observed in the information oscillations on a given length scale ℓ plotted against μ for the SSH model with parameters $t_1 = 1$, $t_2 = 0.5$, $\beta = 1000$, $N = 5000$. A Fourier transform was used to find the dominant frequency in the information oscillations, the inverse of which corresponds to the points depicted. The dashed line shows the exact k_F/π .

tive differences are visible. For example, in the insulator at low temperature in Figs. 4(a)-13, ξ^{-1} in the staggered model has substantially lower values overall. A perfect agreement cannot be expected since the models have different electronic wavefunctions and spectra. In particular, the effective mass is different.

The metallic oscillations with scale $\lambda \sim k_F^{-1}$ are also present in the metallic phase of the SSH model, as shown in Fig. 14. Due to the difference in effective mass, the prefactor of the scaling $\lambda^{-1} \sim \sqrt{\mu - E_0}$ is different in the SSH model, as discussed in Appendix A. Unlike for the insulating phase of the SSH model, we do not find a strong difference between a chain of even and odd length in the metallic phase, see Fig. 10. In terms of the electronic structure, the difference between the even and odd length chain is the presence of a protected mode at $E = 0$. Since the chemical potential is very far away from $E = 0$ in this case, it is not unexpected that the existence of this mode does not substantially change the information lattice.

Note that a quantitative difference in the $\ell = 0$ mode is clearly visible when comparing Figs. 7 and 14. In the SSH model, the electron density per site is constant in the bulk of the chain and only varies close to the edge. In the staggered model, it has oscillations with wavelength 2 even in the bulk, due to the explicitly changing on-site energy. These oscillations are reflected in i_n^0 and make $\ell = 0$ rather special in the staggered model.