

Synthetic Interaction Data for Scalable Personalization in Large Language Models

Yuchen Ma¹, Yue Huang², Wenjie Wang³, Xiaonan Luo², Xiangliang Zhang² and Stefan Feuerriegel¹

¹Munich Center for Machine Learning & LMU Munich, ²University of Notre Dame, ³Sichuan University

Personalized prompting offers large opportunities for deploying large language models (LLMs) to diverse users, yet existing prompt optimization methods primarily focus on task-level optimization, while largely overlooking user-specific preferences and latent constraints of individual users. This gap is primarily due to (i) the absence of high-quality, privacy-sensitive data that capture personalized user–LLM interactions at scale, and (ii) the lack of robust reward signals for individual preferences. To overcome existing data limitations, we introduce a high-fidelity synthetic data generation framework called PERSONAGYM. Unlike prior work that treats personalization as static persona–preference pairs, PERSONAGYM models a dynamic preference process via an agentic LLM system to simulate realistic preference behaviors and semantic-aware noise in order to generate personalized *multi-turn* interaction trajectories. Using PERSONAGYM, we release PERSONAATLAS, a large-scale, high-quality, and diverse synthetic dataset of high-fidelity multi-turn personalized interaction trajectories that closely mirror real-world preference expression and noise patterns. We further propose *Personalized Prompt Optimization* (PPOpt), a scalable and model-agnostic framework that optimizes user prompts based on interaction histories without modifying the deployed LLM. PPOpt adopts a reason-then-optimize paradigm that infers an explicit user profile and conditions prompt rewriting on the user profile to avoid rewarding hacking. Our training procedure for PPOpt integrates a cold-start supervised prior with outcome-driven multi-objective reinforcement learning. We present extensive experiments to demonstrate consistent improvements over state-of-the-art baselines in terms of task performance, personalization quality, and robustness to noisy as well as to sparse preference signals.

🔗 **Dataset:** <https://huggingface.co/datasets/HowieHwong/PPOpt-data>
 📦 **Model:** <https://huggingface.co/HowieHwong/ppopt>
 📖 **Docs:** <https://personagym.readthedocs.io/>
 🔗 **Code:** <https://github.com/yccm/LLM-PPOpt>

1. Introduction

Large language models (LLMs) are increasingly deployed as general-purpose assistants for writing, coding, planning, and decision support [4, 5, 6, 8, 18, 28, 41, 50, 70, 73]. Despite impressive general capabilities, real-world usage is inherently driven by *personalized* needs: users may prefer different levels of verbosity and structure, different reasoning styles, and different degrees of proactivity, and many of these preferences come as latent constraints that are seldom stated explicitly (such as, e.g., privacy concerns, formatting requirements, domain-specific conventions) [77]. As a result, personalized alignment is important for improving users’ experiences during LLM interactions.

However, current efforts to personalize alignment are limited due to a severe ① *data gap* for two practical reasons: First, high-fidelity data of personalized multi-turn user interactions with LLMs are absent, because collecting and releasing such data is challenging due to privacy and consent reasons [55]. Second, real user feedback is inherently noisy and incomplete: users rarely provide explicit rewards, and their responses can be ambiguous or inconsistent across turns.

Moreover, existing approaches for personalized alignment have also ② *method limitations* in that

these approach typically rely on *static* preferences, *limited* feedback, or *LLM-side* adaptation [6, 8, 18, 26, 50, 70, 73, 69]. However, these approaches are often computationally expensive or inapplicable to proprietary, closed-source LLMs. Deployed LLMs are often proprietary or frozen, limiting access to parameters and gradients. These challenges limit the scalability of personalized alignment through model-side training. A natural way to personalize *without* modifying the underlying model is *prompt adaption*. Black-box prompt optimization methods can steer a fixed LLM by rewriting user instructions, providing a model-agnostic and potentially transferable mechanism for behavior control [9, 13, 20, 57, 79], which provides a promising way to solve this problem.

To address the above bottlenecks (i.e., ① *data gap* and ② *method limitation*) behind personalized alignment, we first introduce a ① high-fidelity synthetic data generation framework called PERSONAGYM, and we further also present a ② model-agnostic framework for *Personalized Prompt Optimization* (PPOpt).

① **Data generation framework (PERSONAGYM):** In practice, user preferences are often expressed implicitly through interaction history: users interact with the LLM over multiple turns which allow users to encode preferences by correcting the LLM, rephrasing requests, and accepting or rejecting suggestions in order to gradually steer the LLM toward a preferred format for the output. A key novelty in PERSONAGYM is that we introduce a scalable synthetic data generation pipeline that models each user as a *dynamic latent preference process* rather than a static persona. Our PERSONAGYM follows an agentic framework involving three LLMs (User, Assistant, and Distractor) to simulate realistic preference behaviors and semantic-aware noise. Concretely, we generate diverse multi-turn interaction trajectories where (1) user intent can be partially specified, (2) user updates their behavior in response to the LLMs’s outputs, and (3) noise is explicitly injected to mimic real conversational patterns. This synthetic construction differs from *static* persona-preference pairs by treating conversational dialogues as an interactive, *dynamic* process. Based on this, we release PERSONAATLAS, a large-scale, high-fidelity synthetic dataset of high-fidelity multi-turn personalized interaction trajectories, generated by PERSONAGYM to closely mirror real-world preference expression and noise patterns.

② **Personalized Prompt Optimization (PPOpt):** We propose *Personalized Prompt Optimization* (PPOpt), a model-agnostic framework for *scalable personalized prompt optimization* that decouples personalization from LLM training. PPOpt learns a *personalized prompt optimizer* that rewrites user prompts based on interaction history, without updating the parameters of the deployed LLM. This black-box formulation is compatible with proprietary models and easy to deploy. PPOpt follows a *reason-then-optimize* paradigm: it first infers a latent user profile from historical interactions, then rewrites the current prompt conditioned on the inferred profile. The optimizer is trained with *task-level outcome rewards* derived from downstream LLM performance, yielding an outcome-driven objective that mitigates shortcut learning and improves generalization. We further adopt a multi-objective RL formulation to balance *personalization fidelity* and task performance. We evaluate PPOpt on both synthetic benchmarks and real-world user data. Across settings, it consistently improves task outcomes, personalization quality, outperforming state-of-the-art baselines.

Overall, our **main contributions** are the following:

1. **High-fidelity synthetic data generation framework for personalized interaction:** We introduce PERSONAGYM, a high-fidelity synthetic data generation framework. Based on this, we release PERSONAATLAS, a large-scale, diverse synthetic dataset of high-fidelity multi-turn personalized interactions.
2. **Prompt optimization method for personalization:** By leveraging PERSONAATLAS, we propose a scalable and model-agnostic framework PPOpt that optimizes user prompts from interaction histories without modifying the deployed LLM.

Table 1: Comparison of personalization methods. Shown are the following key dimensions: *Intervention level* indicates the stage at which personalization is applied (e.g., prompt-, memory-, decoding-, or parameter-level). *Data scalability* reflects whether the personalization data can be scaled, for example via synthetic data generation with a mature and reusable workflow. *User noise modeling* measures whether the method explicitly accounts for realistic human noise, such as ambiguous intent, typos, or inconsistent behaviors. *Interaction dynamics* denotes whether personalization is modeled over multi-turn interactions rather than single-turn inputs. *Closed-source compatibility* indicates whether the method can be applied to closed-source or proprietary models without accessing model parameters.

Dimension	PPOpt (ours)	LaMP [46]	PERSONA AI [56]	CAPM [40]	Summ+Ret [44]	Matryo. [30]	PAD [8]	ICPL [64]	NextQuill [73]
Intervention level	Prompt	Memory	Memory	Parameter	Memory	Prompt	Decoding	Prompt	Parameter
Data scalability	High	High	High	Medium	High	Medium	Medium	Low	Medium
User noise modeling	✓	✗	✗	✗	✗	✗	✗	✗	✗
Interaction dynamics	✓	✗	✓	✗	✗	✓	✗	✗	✗
Closed-source Compa.	✓	✓	✓	✗	✓	✓	✗	✗	✗

3. **Empirical validation:** We conduct extensive evaluations using the synthetic data generated by PERSONAGYM to demonstrate the effectiveness of PPOpt. In particular, our PPOpt shows improved personalization and generalization to unseen users.

2. Related Work

2.1. Synthetic Data Generation with LLMs

LLMs have demonstrated strong capability in generating high-quality synthetic data at scale [34]. Compared to earlier approaches based on conventional language models [47], modern LLMs are highly expressive and controllable. Prior work has shown the effectiveness of LLM-generated data across various settings, including multilingual question answering [42], conversational systems [72], instruction tuning [63, 68, 76], factuality improvement [59], synthetic data for scientific domains [23, 32], and dataset diversification [14, 10, 43]. Recent frameworks such as DataGen [24] and Janus [29] further highlight the scalability and versatility of LLM-based approaches for synthetic data generation. Given the strong generative capacity of LLMs, applying synthetic data generation to personalized conversations and interaction-level settings is particularly promising [31, 7, 60].

In contrast to prior works that treat personalization as static *persona-preference* pairs, we model personalization as an *dynamic* conversational process: preferences emerge only after observing the LLM’s response, thus our modeling approach closely reflects real-world user interactions and feedback (we later call this also “outcome-driven”). We further incorporate realistic human preference behaviors such as ambiguous intents and cross-turn inconsistency into our data generation process, thereby enabling training under noisy conditions that mirror real conversations.

2.2. Prompt Optimization of LLMs

A growing line of work studies *black-box* prompt optimization, which rewrites user instructions without access to model parameters or gradients and which is thus applicable to proprietary or frozen LLMs. Early studies focus on single-prompt rewriting: BPO [9] automatically refines human-written prompts to elicit better behaviors from a fixed LLM, while DistillPrompt [79] distills task-specific knowledge from data into compact, high-performing prompts. Other methods search over prompts more explicitly; e.g., EvoPrompt [20] uses evolutionary algorithms to evolve prompts, and SEE [13] treats the target LLM as a black-box evaluator and optimizes prompts using only task-level feedback. Complementary to these, AdaReasoner [57] targets model-agnostic improvements in reasoning via

prompt optimization, and Promptolution [65] provides a modular framework that standardizes and unifies diverse prompt-optimization pipelines.

Beyond rewriting a single instruction, recent work proposed methods to search over higher-level prompting *patterns* and multi-step prompt content for LLM agents. Examples are AutoPDL [49], AFlow [67], and DyFlow [58]. Finally, self-supervised prompt optimization reduces the reliance on labeled data by leveraging an LLM’s own outputs as supervision (e.g., by comparing candidate prompts through self-consistency or preference signals [62, 17]).

Overall, prompt optimization offers a powerful route to steering LLM behavior without training or parameter access. Prompt optimization is inherently model-agnostic and often transferable across different LLMs. However, despite these properties, prompt optimization has been relatively under-explored in the context of *personalization*, where model-agnostic adaptation and transferability are particularly beneficial.

2.3. Personalized Alignment of LLMs

A large body of work aligns LLMs with general human preferences via reinforcement learning and preference optimization, including reinforcement learning from human feedback (RLHF) [39], reinforcement learning from AI feedback (RLAIF) [4, 28], and direct preference optimization (DPO) [41]. While these approaches are effective at modeling *population-level* preferences, they struggle to capture *individual-level* user heterogeneity, thus motivating *personalized alignment* [19, 71].

Existing methods for personalized alignment can be broadly grouped by *where* adaptation occurs. One line of research targets *inference-time* personalization without per-user fine-tuning. PAD [8] injects user-specific rewards into token-level decoding, CoPe [6] contrasts user-specific preferences against a base model, and Persona-judge [70] uses the model’s own preference judgments to filter candidate tokens. A second line improves *preference modeling* and data efficiency. NextQuill [73] adopts a causal framework to isolate the effects of user history, HyPerAlign [18] infers interpretable preference hypotheses from a small number of examples, and PUGC [50] leverages implicit preferences from unlabeled user-generated content. A third line studies *long-term* (system-level) personalization. AI PERSONA [56] enables lifelong personalization through continual user profile updates, while PROPER [69] bridges group-level and individual-level preferences via data-efficient adaptation. In parallel, several other architectural, parameter-efficient approaches adapt models via lightweight modules, including Profile-to-PEFT [52], HYDRA [78], and modular PEFT composition [51]. Finally, CUPID [26] introduces a multi-turn benchmark for evaluating context-dependent personalization in interactive settings. PERSONAMEM-V2 [25] targets personalization where preferences are mostly *implicitly* revealed across long interaction histories. For this, PERSONAMEM-V2 introduces a dataset and studies how models can infer user personas from extended context; it further proposes an agentic memory framework that distills long histories into a compact, human-readable memory representation to improve personalization efficiency.

However, existing personalized alignment methods typically rely on *static* preferences, *limited* feedback, or *model-/memory-side* adaptation (e.g., parameter updates, specialized memory modules, or very long-context inference). In contrast, our approach treats personalization as a scalable bridge between users and models: we translate *latent* user intents into model-effective prompts using synthetic interaction data and outcome-driven reinforcement learning, thus achieving personalization without modifying the deployed model. We show the detailed comparison in Table 1.

Research gap: As discussed above, there is—to the best of our knowledge—**no** approach for prompt *personalization* that learns prompt rewrites from *multi-turn* interactions trajectories while explicitly modeling *latent* user preferences. To fill this gap, we propose a scalable, outcome-driven, and model-

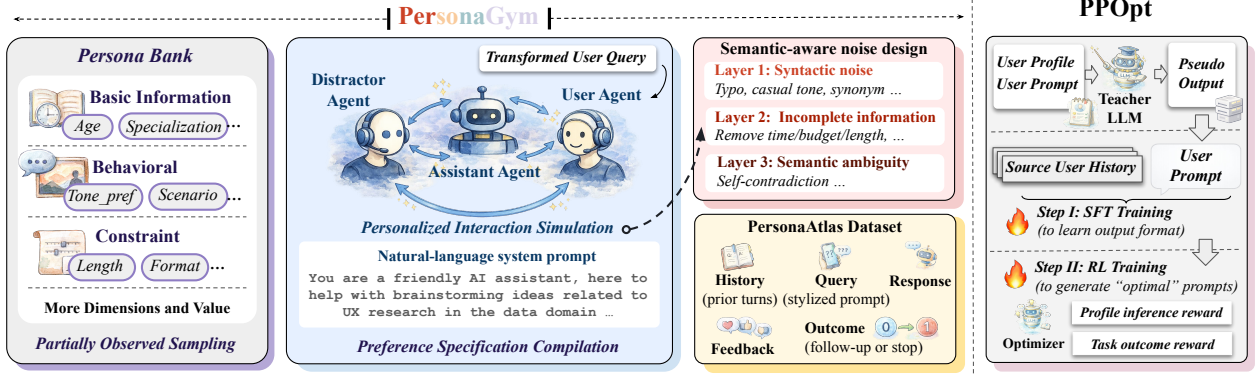


Figure 1: Overview of our high-fidelity synthetic data generation framework PERSONAGYM (left) and the unified prompt optimization framework PPOpt (right).

agnostic framework that jointly infers user preferences from interaction history and learns to generate personalized prompt rewrites optimized for downstream outcomes.

3. PERSONAGYM: High-Fidelity Personalized Synthetic Interaction Data Generator

We propose PERSONAGYM, a high-fidelity synthetic data generation pipeline that models users as dynamic preference processes (see Figure 1, left). It generates diverse multi-turn interaction trajectories while capturing realistic user behaviors.

3.1. Overview of data generation

Our synthetic data generator employs an agentic architecture, which involves three LLMs: (1) a USER model that generates user-like queries and feedback, (2) an ASSISTANT model that produces responses to mimic human preferences, and (3) a DISTRACTOR model that injects realistic noise into both initial queries and follow-up feedback. The noise helps generate more human-like text (e.g., it includes spelling errors), which, in turn, improves robustness in downstream learning. For this, our data generation pipeline operates in two stages: (1) **persona-to-policy compilation**, where a persona is sampled from a curated *Persona Bank*, optionally masked to model partial observability, and compiled into a system-level preference specification; and (2) **trajectory synthesis**, where stylized initial queries are generated, multi-turn query–response–feedback interactions are simulated (using the USER and RESPONSE agent), and trajectories are optionally perturbed (using the DISTRACTOR agent).

Rationale for the agentic LLM approach in PERSONAGYM: We employ different LLMs in a multi-agent setup—including the USER, ASSISTANT, and DISTRACTOR agent—for two reasons. First, prior work [61] has shown that instruction-tuned LLMs can serve as effective simulators of user behaviors. Second, using separate LLMs disentangles the different sources of variation in interactive data: the USER agent controls goal- and preference-conditioned behavior; the ASSISTANT agent provides responses whose quality can be evaluated; and the DISTRACTOR agent injects controlled stochasticity that mimics real-world interaction noise.

3.2. Persona Bank and Preference Specification Compilation

Persona Bank. We construct a *Persona Bank* \mathcal{P} that captures heterogeneous user characteristics, preferences, and latent constraints. Each persona $p \in \mathcal{P}$ is represented as a set of feature–value pairs $p = \{(f_i, v_i)\}_{i=1}^d$, where f_i denotes a feature dimension and v_i its associated categorical value, as described in the following.

The feature dimensions span three schema-level categories in our persona specification: (i) *basic user profile attributes*, (ii) *interaction and behavioral traits*, and (iii) *output/response constraints* (the details of these categories are shown in Appendix G). Moreover, we explicitly tag each dimension with an `is_constraint` indicator to distinguish hard constraints, which must be strictly satisfied during generation (e.g., core profile attributes and response-level requirements), from soft constraints, which are treated as optional or partially observed signals (e.g., preferences for tone). This design enables controllable persona instantiation under partial observability to mimic realistic diversity in user intent and interaction dynamics while maintaining a compact categorical representation suitable for large-scale synthetic trajectory generation.

Feature sampling (under partial observability). In practice, user features are rarely fully observable. To mirror that such user features are only partially observable from the past history in real-world settings, we make information about the user “sparse” by employing stochastic sampling. Specifically, we model this by sampling an observed *subset* of features

$$o \sim \text{Sample}(p; \pi_{\text{mask}}), \quad o \subseteq p, \quad (1)$$

where π_{mask} is a masking policy (e.g., random masking per feature). This yields a partially observed persona o .

Given the observed persona o , we compile a system-level preference specification s that can condition the user simulation:

$$s = \text{Compile}(o; \Psi), \quad (2)$$

where Ψ is an LLM-based *Preference Spec Compiler* that translates structured attributes into a natural-language system prompt (details are in Appendix C and in our code).

3.3. Personalized Interaction Simulation

We synthesize multi-turn interaction trajectories via an interaction generation pipeline. It employs three specialized stages to simulate realistic user–assistant dialogues:

(i) User query transformation We initialize the process using a seed query q sampled from a mixture of public task datasets \mathcal{D} (e.g., QA, rewriting, coding, planning; see Table 2), denoted as $q \sim \mathcal{D}$. To induce user-specific phrasing, we optionally transform q into a persona-stylized query \tilde{q} :

$$\tilde{q} = \begin{cases} \text{Stylize}(q, s; M_{\text{user}}), & \text{with probability } \rho, \\ q, & \text{with probability } 1 - \rho, \end{cases} \quad (3)$$

where M_{user} refers to the USER agent `l` and ρ controls how often queries are explicitly persona-stylized (here we set $\rho = 0.5$). We show an illustrative example of this process in Appendix G.

Why is the stylization stochastic? We deliberately do *not* stylize every seed query for two reasons. **(i) Intermittent signals.** In practice, users alternate between plain task-only requests and preference-revealing formulations, so stylizing all queries would unrealistically densify personalization cues. **(ii) Avoiding biased optimization.** Over-stylized histories can bias the optimizer toward the initial query and reduce reliance on preference signals expressed in later feedback. As a result, stochastic stylization mitigates this by mixing clean and persona-tinted queries, encouraging preference recovery under partial observability.

(ii) Multi-turn interaction generation. We then simulate a conversation of up to T rounds. At each round t : the ASSISTANT agent M_{asst} produces an answer a_t given the current user message and history h_t ; the USER agent emits feedback f_t conditioned on a persona specification s , the response of the ASSISTANT agent, and the query:

$$a_t = M_{\text{asst}}(\tilde{q}_t, h_{t-1}), \quad (4)$$

$$f_t = M_{\text{user}}(s, \tilde{q}_t, a_t, h_{t-1}). \quad (5)$$

In our simulation, if the USER agent is not satisfied with the response, the agent produces a follow-up request \tilde{q}_{t+1} ; otherwise, the trajectory terminates. This process yields a trajectory $\mathcal{T}_u = \{(q_1, a_1, f_1), \dots, (q_T, a_T)\}$ for each user u .

(iii) Outcome-derived labels (positive/negative). We derive supervision signals for reinforcement learning (RL) from *behavioral outcomes* (i.e., from the interaction trajectory) rather than from the prompt itself. To this end, if a user issues a follow-up request (or corrective feedback) after receiving a_t , we treat the preceding prompt instance as a *negative* outcome; if the interaction terminates without follow-up, we treat it as *positive*. Let $\mathbb{I}[\cdot]$ denote an indicator, we define a binary label for turn t :

$$y_t = 1 - \mathbb{I}[\text{follow-up at } t], \quad (6)$$

where $y_t = 1$ indicates satisfaction. We store both (i) the *historical prompt trajectory* and (ii) turn-level positive/negative instances for downstream RL training.

3.4. Data Augmentation via Distractor

Real-world user prompts and feedback are often noisy, underspecified, or internally inconsistent (e.g., typos, missing constraints, vague references, or preference changes). Relying solely on clean, fully specified synthetic interactions can therefore lead to unrealistic assumptions about user behavior. To better capture the long tail of realistic inputs observed in practice, we simulate such variability explicitly. We thus introduce a semantic-aware DISTRACTOR agent M_{dist} that injects controlled noise into both the initial user query and the follow-up feedback.

The DISTRACTOR agent acts as a perturbation engine that injects (a) *initial user query perturbation* and (b) *follow-up feedback perturbation*. Formally, given a clean persona-stylized query \tilde{q} and feedback f_t , we generate corrupted versions via:

$$\tilde{q}' = \text{Noisify}(\tilde{q}; M_{\text{dist}}, \alpha_q), \quad (7)$$

$$f'_t = \text{Noisify}(f_t; M_{\text{dist}}, \alpha_f), \quad (8)$$

where α_q, α_f control overall noise strength. We then replace \tilde{q} and/or f_t with \tilde{q}' and/or f'_t during the interaction simulation process, yielding a corrupted trajectory $\tilde{\mathcal{T}}_u$ that the optimizer must learn to interpret.

Three-layer semantic-aware noise design. The DISTRATOR is configured as a *three-layer* corruption process (see the example in Figure 4). Intuitively, the layers represent increasing semantic disruption:

- **Layer 1: Syntactic noise** (intent intact). Preserve semantic content but perturb surface form (casual tone, punctuation changes, mild typos, synonym rewrite).
- **Layer 2: Incomplete information** (intent clear, information missing/vague). Preserve the core intent but drop or blur key cues/constraints (remove time/budget/length, replace with vague values, add context-dependence such as “like last time”).
- **Layer 3: Semantic ambiguity** (intent uncertain or conflicting). Introduce ambiguity or contradictions (multi-intent concatenation, underspecified improvement requests, self-contradiction, mid-request mind changing).












The above layered design allows us to control how much the observed text deviates from the latent intent, matching realistic failure modes seen in deployed systems.

3.5. Synthetic Data and PERSONAATLAS Dataset

We serialize each synthesized interaction into turn-level training instances following the trajectory construction in §3.3–§3.4. For each persona $p \in \mathcal{P}$, we record partially observed features o and compiled preference specifications s , unroll a (possibly corrupted) interaction trajectory, and extract one training instance per turn. A turn-level instance consists of the observed persona features, preference specification, interaction history, current (possibly distracted) user input and feedback, the assistant response, and a binary outcome label indicating whether the interaction terminates or continues.

By running PERSONAGYM, we collect approximately 2,000 personas and over 10,000 conversations, which form the PERSONAATLAS dataset. Example conversations are in the Appendix (see Figure 8–Figure 11.). The dataset is publicly released on HuggingFace¹.

Table 2: Datasets used for query collection, with domains and query counts.

Dataset	Domain	#Queries
ultrachat_200k [15]	 Multi-turn chat / instruction	3,250
OpenR1-Math-220k [35]	 Math reasoning	2,638
CodeFeedback [75]	 Code instruction & feedback	2,028
Mol-Instructions [16]	 Chemistry / molecules	1,766
MMLU [21]	 General knowledge (MCQ)	1,638
ai2_arc [11]	 Science QA (MCQ)	1,300
Alpaca-cleaned [53]	 Instruction following	844
TruthfulQA [33]	 Truthfulness / factual QA	759
databricks-dolly-15k [12]	 Instruction / assistant data	684
MBPP [3]	 Programming problems	619
MT-Bench [74]	 Evaluation prompts	80

4. Personalized Prompt Optimization (PPOpt)

Based on the large-scale synthetic dataset PERSONAATLAS powered by PERSONAGYM, we present *Personalized Prompt Optimization* (PPOpt), a unified framework that learns a *personalized prompt*

¹<https://huggingface.co/datasets/HowieHwong/PPOpt-data>

optimizer from user-specific interaction history. Given a user u characterized by a synthetic persona p_u , historical trajectories \mathcal{H}_u , and a new session’s initial query $\tilde{q}_u^{\text{init}}$, PPOpt outputs an optimized prompt \hat{q}_u^{init} so that a *fixed* base LLM produces responses that better satisfy the user’s personalization preferences.

Problem setup. For each user u , we assume access to multiple historical sessions (each potentially multi-turn):

$$\mathcal{H}_u = \left\{ \mathcal{T}_u^{(j)} \right\}_{j=1}^{J_u}, \quad \mathcal{T}_u^{(j)} = \left\{ (\tilde{q}_t^{(j)}, a_t^{(j)}, f_t^{(j)}) \right\}_{t=1}^{T_j}, \quad (9)$$

where $\tilde{q}_t^{(j)}$ denotes the user message, $a_t^{(j)}$ the assistant response from the base assistant model M_{asst} , and $f_t^{(j)}$ the user feedback.

In addition, we observe the **initial query** $\tilde{q}_u^{\text{init}}$ of a new session. The prompt optimizer receives the *same input format during training and evaluation*, i.e., the initial query $\tilde{q}_u^{\text{init}}$ with the historical trajectories \mathcal{H}_u :

$$s_u = (\tilde{q}_u^{\text{init}}, \mathcal{H}_u). \quad (10)$$

4.1. Reason-Then-Optimize Paradigm

Directly mapping an interaction history to a rewritten prompt often encourages shortcut learning. To avoid this, we therefore design a **reason-then-optimize** paradigm: the optimizer first infers a natural-language user profile description, and then generates an improved prompt conditioned on it.

Formally, the optimizer is a conditional policy π_θ producing:

$$(\hat{z}_u, \hat{q}_u^{\text{init}}) \sim \pi_\theta(\cdot \mid s_u), \quad (11)$$

where \hat{z}_u includes inferred user preferences/constraints/style based on \mathcal{H}_u . We implement this with an autoregressive factorization:

$$\pi_\theta(\hat{z}_u, \hat{q}_u^{\text{init}} \mid s_u) = \pi_\theta(\hat{z}_u \mid s_u) \cdot \pi_\theta(\hat{q}_u^{\text{init}} \mid s_u, \hat{z}_u), \quad (12)$$

realized by a single sequence model with explicit delimiters:

$$\langle \text{REASONING} \rangle \hat{z}_u \langle / \text{REASONING} \rangle \langle \text{PROMPT} \rangle \hat{q}_u^{\text{init}} \langle / \text{PROMPT} \rangle.$$

4.2. Cold-Start Supervised Fine-Tuning (SFT)

We use supervised fine-tuning (SFT) *only* as a cold-start to (i) enforce the **reasoning-then-optimization output format** and (ii) teach the optimizer to *condition* on $(\tilde{q}_u^{\text{init}}, \mathcal{H}_u)$ to produce a plausible profile description followed by a rewritten prompt. Importantly, we do *not* assume access to ground-truth “optimal” prompts; correctness and optimality are instead learned in the subsequent outcome-driven RL stage.

Pseudo targets via strong teacher synthesis. Let $\mathcal{D}_{\text{train}}$ denote the synthetic dataset. Each training sample contains a state $s_u = (\tilde{q}_u^{\text{init}}, \mathcal{H}_u)$ and the synthetic persona p_u (or its observed subset), where p_u is available *only* during training. We use a powerful teacher model, i.e., a LLM (we use GPT-5.2 for the implementation), to synthesize *format-consistent* targets:

$$z_u^* \sim \mathcal{T}_{\text{prof}}(\cdot \mid p_u, \mathcal{H}_u), \quad q_u^* \sim \mathcal{T}_{\text{prompt}}(\cdot \mid \tilde{q}_u^{\text{init}}, \mathcal{H}_u, z_u^*), \quad (13)$$

where $\mathcal{T}_{\text{prof}}$ produces a natural-language profile summary and $\mathcal{T}_{\text{prompt}}$ produces a rewritten initial prompt. These pseudo labels serve as *scaffolding* to bootstrap generation structure; they are not treated as ground-truth optimal solutions. We show the synthesized case data in Appendix D. To reduce the noise within pseudo targets, we introduce a filtering mechanism, which is detailed in Appendix C.

4.3. Outcome-Driven Multi-Objective RL

After SFT, we optimize π_θ with RL using **downstream outcomes**. Given $(\hat{z}_u, \hat{q}_u^{\text{init}})$, we obtain the response from the ASSISTANT agent under the improved prompt:

$$\hat{a}_u^{\text{init}} = M_{\text{asst}}(\hat{q}_u^{\text{init}}; \mathcal{H}_u), \quad (14)$$

and a baseline response under the original prompt:

$$a_u^{\text{base}} = M_{\text{asst}}(\hat{q}_u^{\text{init}}; \mathcal{H}_u). \quad (15)$$

(For a single-turn evaluation, $M_{\text{asst}}(\cdot; \mathcal{H}_u)$ indicates that the historical context may be provided as additional conditioning text, but the optimized prompt is *only* the new session’s first query.)

Multi-objective reward. We combine two rewards: (1) profile inference quality and (2) task outcome improvement:

$$R_u(\theta) = \lambda_{\text{prof}} r_{\text{prof}}(u) + \lambda_{\text{task}} r_{\text{task}}(u), \quad \lambda_{\text{prof}}, \lambda_{\text{task}} \geq 0. \quad (16)$$

(1) Profile inference reward. In synthetic training, the ground-truth persona p_u is available. We score the inferred profile \hat{z}_u with an LLM-as-judge $\mathcal{J}_{\text{prof}}$:

$$r_{\text{prof}}(u) = \text{Norm}\left(\mathcal{J}_{\text{prof}}(\hat{z}_u, p_u)\right) \in [0, 1], \quad (17)$$

where $\mathcal{J}_{\text{prof}}(\cdot)$ outputs a scalar rating (e.g., 1–10) for how well \hat{z}_u matches the persona (including style and latent constraints), and $\text{Norm}(\cdot)$ linearly rescales to $[0, 1]$.

(2) Task outcome reward (pairwise, preference-aware). We evaluate whether the improved prompt yields a better assistant response than the original prompt. We use an LLM-as-judge $\mathcal{J}_{\text{task}}$ that is provided with: the original query \hat{q}_u^{init} , the ground-truth persona p_u (for preference grounding), and the two candidate responses $(a_u^{\text{base}}, \hat{a}_u^{\text{init}})$. The judge outputs a binary value reflecting whether the response using the improved prompt gives higher task correctness/clarity **and** preference satisfaction

$$r_{\text{task}}(u) = \text{Norm}\left(\mathcal{J}_{\text{task}}(\hat{q}_u^{\text{init}}, p_u, a_u^{\text{base}}, \hat{a}_u^{\text{init}})\right) \in [0, 1]. \quad (18)$$

As a result, this yields the trained *optimizer* for personalizing LLMs. The optimizer π_θ is itself implemented as a language model, whose parameters are learned via SFT and outcome-driven RL. Given a user’s interaction history and an initial query, this optimizer generates a rewritten prompt. When training the optimizer, we instantiate it using different base LLMs.

Table 3: Token consumption breakdown by different parts in PERSONAGYM.

Module	Tokens	Perc. (%)	\$/token (GPT-5.2)	\$/token (GPT-4.1)
Interaction generation	13,880.0	78.6	0.194,3	0.111,0
Query generation	1,824.6	10.3	0.025,5	0.014,6
Distractor	1,020.0	5.8	0.014,3	0.008,2
Persona formulation	938.2	5.3	0.013,1	0.007,5
Total	17,662.8	100.0	0.247,3	0.141,3

5. Implementation details

Due to the space limits, the implementation details are in Appendix C. We also release the code and toolkit docs for reference².

6. Analysis of PERSONAATLAS Dataset

Token analysis. Table 3 reports the average tokens per conversation sample used during the construction of PERSONAATLAS. The results show that generating one conversation sample requires 17,662.8 output tokens in total, corresponding to \$0.2473/token for GPT-5.2 and \$0.1413/token for GPT-4.1.³ The interaction generation accounts for the vast majority of tokens (13,880; 78.6%). These suggest that PERSONAGYM is scalable for constructing large synthetic interaction datasets, as most cost is spent on producing diverse multi-turn interactions rather than repeatedly re-deriving persona specifications. This efficiency aligns with our goal of scalable personalization data generation.

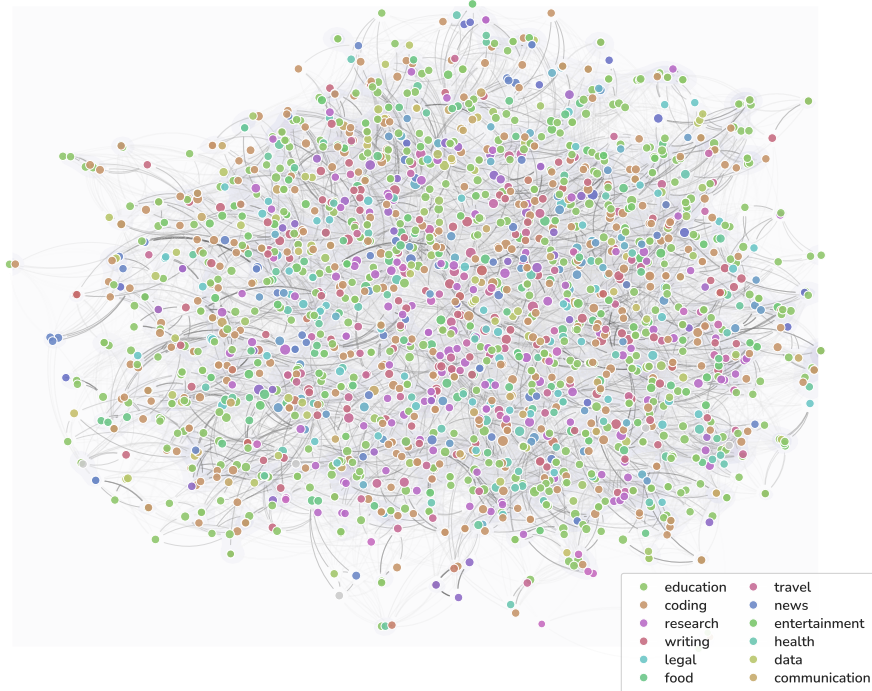


Figure 2: Conversation embedding of PERSONAATLAS by different domains.

²Toolkit docs at <https://personagym.readthedocs.io/> and code is available at <https://github.com/yccm/LLM-PP0pt>

³Price estimates are based on information from OpenAI on February 1, 2026.

Table 4: Diversity comparison across datasets. Reported in Self-BLEU (\downarrow), INGF (\uparrow) and TTR (\uparrow).

Dataset	Self-BLEU (\downarrow)	INGF (\uparrow)	TTR (\uparrow)
UltraChat	0.148	0.530	0.074
ShareGPT	0.107	0.569	0.128
PERSONAATLAS (<i>ours</i>)	0.056	0.572	0.143

Embeddings. Figure 2 visualizes conversation-level embeddings colored by domain. The data points are broadly interleaved rather than forming distinct clusters, thus indicating substantial semantic overlap across domains. This suggests that domain identity is not the dominant factor in the representation structure, which is intended by design.

Diversity. Table 4 compares data sample diversity across ULTRACHAT [15], SHAREGPT [48] (shareGPT52K), and ours. Self-BLEU measures intra-dataset similarity by computing BLEU of each sample against other samples; lower values indicate higher diversity. INGF reports the proportion of infrequent n -grams; higher values suggest more variable wording. The type-token ratio [TTR] (i.e., unique tokens divided by total tokens), captures lexical richness; higher is better.

Our dataset achieves the lowest Self-BLEU, indicating substantially reduced intra-set repetition and higher sample-level variability. Our dataset also has the highest INGF and TTR, suggesting more frequent use of rarer lexical patterns and greater lexical richness overall. These results indicate that our data generation procedure produces a broader set of realistic realizations with less template-like overlap, which is desirable for training and evaluating models in realistic, human-like conversational phrasing.

Table 5: Human evaluation results. Reported in Align@5 (\uparrow), Plaus@5 (\uparrow) and AgreeRate% (\uparrow).

Task	Metric	Score
Task A	Align@5 (\uparrow)	4.538 (± 0.736)
	High-Align% (\uparrow)	91.03%
Task B	Plaus@5 (\uparrow)	4.940 (± 0.238)
	High-Plaus% (\uparrow)	100%
Task C	AgreeRate% (\uparrow)	89.33

Human evaluation. We now evaluate our dataset through human judgments across tasks (for all metrics: higher is better). The tasks involve profile–query/feedback alignment (Task A), distractor plausibility (Task B), outcome label fit (Task C); see Appendix I. Align@5 and Plaus@5 report the mean of 5-point Likert ratings for (A) alignment with the task requirements, and (B) plausibility. Further, High-Align% and High-Plaus% denote the fraction of instances receiving a high rating (≥ 4), respectively. AgreeRate% is the percentage of instances for which annotators agreed that the output satisfies Task C. Table 5 shows strong alignment and plausibility overall. These results indicate that the generated responses are consistently perceived as personalized (aligned with user needs) and natural (plausible and coherent). Further details are in the Appendix I.

6.1. Experimental Setup

Models & Baselines. We use a broad set of open- and closed-source, instruction-tuned LLMs for evaluation. Detailed model lists are provided in the Appendix F. We compare our method with the vanilla prompt and the following representative personalization approaches: (1) history-augmented

Table 6: Personalization score and task completion score by model and synthetic evaluation set. Reported: mean_{var}.

	Llama-3-8b-instruct					Qwen3-8b					GPT-oss-20b				
	ai2_arc	IFEval	MBPP	oasst1	ultrachat	ai2_arc	IFEval	MBPP	oasst1	ultrachat	ai2_arc	IFEval	MBPP	oasst1	ultrachat
Personalization Score															
Vanilla	4.62 _{0.001}	5.48 _{0.013}	5.96 _{0.003}	5.30 _{0.020}	5.56 _{0.003}	4.62 _{0.001}	5.48 _{0.013}	5.96 _{0.003}	5.30 _{0.020}	5.56 _{0.003}	4.62 _{0.001}	5.48 _{0.013}	5.96 _{0.003}	5.30 _{0.020}	5.56 _{0.003}
PPOpt	7.38 _{0.135}	6.58 _{0.007}	7.90 _{0.001}	7.26 _{0.001}	7.00 _{0.080}	6.60 _{0.157}	6.56 _{0.013}	7.74 _{0.097}	7.00 _{0.157}	7.00 _{0.205}	7.34 _{0.180}	6.52 _{0.051}	7.78 _{0.007}	6.88 _{0.080}	7.26 _{0.065}
Δ	2.76 _{0.157}	1.10 _{0.001}	1.94 _{0.007}	1.96 _{0.013}	1.44 _{0.051}	1.98 _{0.180}	1.08 _{0.000}	1.78 _{0.135}	1.70 _{0.289}	1.44 _{0.259}	2.72 _{0.205}	1.04 _{0.115}	1.82 _{0.020}	1.58 _{0.180}	1.70 _{0.097}
Task Completion Score															
Vanilla	9.56 _{0.003}	8.28 _{0.013}	9.08 _{0.013}	7.94 _{0.001}	7.88 _{0.051}	9.56 _{0.003}	8.28 _{0.013}	9.08 _{0.013}	7.94 _{0.001}	7.88 _{0.051}	9.56 _{0.003}	8.28 _{0.013}	9.08 _{0.013}	7.94 _{0.001}	7.88 _{0.051}
PPOpt	9.50 _{0.097}	8.20 _{0.259}	8.70 _{0.180}	7.76 _{0.051}	7.70 _{0.007}	9.30 _{0.065}	7.50 _{0.097}	8.84 _{0.013}	7.94 _{0.097}	7.82 _{0.065}	9.48 _{0.003}	8.24 _{0.320}	8.86 _{0.007}	7.80 _{0.013}	7.96 _{0.051}
$ \Delta $	0.06 _{0.065}	0.08 _{0.387}	0.38 _{0.097}	0.18 _{0.039}	0.18 _{0.097}	0.26 _{0.097}	0.78 _{0.039}	0.24 _{0.000}	0.00 _{0.115}	0.06 _{0.001}	0.08 _{0.013}	0.04 _{0.461}	0.22 _{0.039}	0.14 _{0.020}	0.08 _{0.205}

Table 7: Comparison of personalization and task completion performance across different baselines.

Method	Personalization			Task Completion		
	Vanilla	PPOpt	Δ	Vanilla	PPOpt	$ \Delta $
History-augmented prompting	5.41	6.94	1.53 _{28.28%}	8.48	7.89	0.59 _{6.96%}
Persona-based query rewriting [44, 18, 73]	5.41	6.22	0.81 _{14.97%}	8.48	7.42	1.06 _{12.50%}
Preference-based few-shot ICL [40, 64]	5.41	6.86	1.45 _{26.80%}	8.48	7.94	0.54 _{6.37%}
Controller-guided prompting [30, 56]	5.41	6.67	1.26 _{23.29%}	8.48	7.94	0.54 _{6.37%}
PPOpt (ours)	5.41	7.20	1.79_{33.09%}	8.48	8.26	0.22_{2.59%}

prompting (Simple Concat), persona-based query rewriting [44, 18, 73], (3) preference-based few-shot in-context learning [40, 64], and (4) controller-guided Prompting [30, 56]. More details are provided in in Appendix C).

Datasets We evaluate our method in two ways: (1) synthetic personalized interaction datasets and (2) a real-world test set. The synthetic benchmarks consist of multi-turn trajectories constructed from multiple public datasets (i.e., ai2_arc, IFEval, oasst1, ultrachat), with additional held-out datasets used only for evaluation. The real-world test set contains high-fidelity personalized interactions processed into $(\mathcal{H}_u, \tilde{q}_u^{\text{init}})$ pairs. Implementation and dataset details are in Appendix E.

Evaluation Metrics We evaluate model performance using two metrics by LLM-as-a-Judge [74]: a *personalization score* and a *task completion score*. (1) *Personalization score*: To measure personalization quality, we provide the user profile together with the model output to an LLM-based judge, which assigns a score indicating how well the response aligns with the specified user preferences. (2) *Task completion score*: To measure task performance, we provide ground-truth answers to an LLM-based judge, which scores the model output based on task correctness and completeness. We report the mean and variance over 3 runs.

6.2. Experiment Results

Overall Performance. We report the overall personalization quality and task completion in Table 6 (synthetic evaluation) and Table 9 (real-world evaluation). The results are based on the deployed model of Llama-3.3-70b-instruct (selected because it is an open-source model). The results show that PPOpt with *all three optimizers* achieves substantial improvements in personalization. At the same time, we find that the differences in task completion are very small across methods, indicating that the impact of PPOpt on task completion is acceptable.

Table 8: Personalization and task completion performance with different optimizer and deployed model combinations. llama-3.3-70b. denotes Llama-3.3-70B-Instruct, and Claude-Sonnet denotes Claude-Sonnet-4.5.

Optimizer	Deployed Model	Personalization			Task Completion		
		Vanilla	PPOpt	Δ	Vanilla	PPOpt	$ \Delta $
Llama 3	GPT-4o-mini	7.05	8.26	1.21	8.26	8.11	0.15
	GPT-5.2	7.66	8.66	1.00	8.53	8.24	0.29
	llama-3.3-70b.	6.78	8.08	1.30	8.11	7.96	0.15
	Qwen3-32B	7.50	8.56	1.06	7.98	8.05	0.07
	Claude-Sonnet	7.75	8.61	0.86	8.36	8.34	0.02
Qwen3	GPT-4o-mini	6.93	8.11	1.18	8.21	8.27	0.06
	GPT-5.2	7.82	8.53	0.71	8.43	8.06	0.37
	llama-3.3-70b.	6.98	7.89	0.91	8.06	7.76	0.30
	Qwen3-32B	7.45	8.34	0.89	7.75	7.99	0.24
	Claude-Sonnet	7.70	8.42	0.72	8.57	8.47	0.10
GPT-oss	GPT-4o-mini	6.93	7.42	0.49	8.28	8.13	0.15
	GPT-5.2	7.71	8.14	0.43	8.39	8.10	0.29
	llama-3.3-70b.	6.68	7.38	0.70	7.97	7.97	0.00
	Qwen3-32B	7.52	7.98	0.46	7.91	7.93	0.02
	Claude-Sonnet	7.74	8.14	0.40	8.52	8.50	0.02

Table 9: Personalization and task completion scores on the real-world test set.

Method	Llama-3-8b-instruct	Qwen3-8b	GPT-oss-20b
Personalization			
Vanilla	5.49	5.49	5.49
PPOpt	7.20	7.10	7.35
Δ	1.71	1.61	1.86
Task Completion			
Vanilla	8.09	8.09	8.09
PPOpt	8.05	8.08	7.99
$ \Delta $	0.04	0.01	0.10

Baseline comparison. Table 7 compares PPOpt against several representative prompting and rewriting baselines in terms of personalization quality and task completion. All baselines improve personalization over the vanilla prompts (e.g., +0.81 to +1.53), but these gains typically come with a non-trivial drop in task completion ($|\Delta| = 0.54\text{--}1.06$), indicating a trade-off where stronger personalization steering can lightly hurt task completion quality. In contrast, PPOpt achieves the largest gain personalization ($\Delta = 1.79$, 33.09%) while preserving task completion most effectively ($|\Delta| = 0.22$, 2.59%), thereby substantially reducing the performance degradation observed in prior methods. This suggests PPOpt better captures user-specific constraints without over-constraining the underlying model, thus yielding improved personalization with minimal impact on task success.

Robustness across LLM Backbones. From Table 8, we observe that PPOpt consistently improves personalization across all optimizer–model combinations. Notably, optimization can elevate the personalization performance of weaker deployed models to a level comparable with that of stronger models, despite clear differences in their original personalization capabilities. Meanwhile, the impact on task completion remains minimal, with only small changes observed.

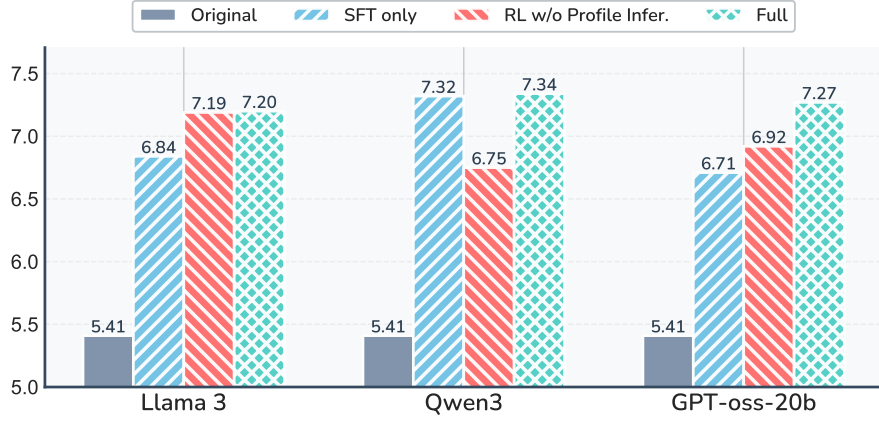


Figure 3: Ablation study of PPOpt. We report personalization scores under different training settings: SFT only, RL w/o the profile inference reward, and our full setting.

Ablation Study. Figure 3 shows that SFT alone already provides a strong boost in personalization across all optimizers, establishing an effective cold-start prior. However, RL without the profile inference reward leads to inconsistent gains, and even degrades performance for some models (e.g., Qwen3), probably indicating unstable optimization without explicit guidance. In contrast, the full setting consistently achieves the best and most stable performance, demonstrating that the profile inference reward plays a crucial role in stabilizing RL and further improving personalization.

Acknowledgments

This work has been supported by the German Federal Ministry of Education and Research (Grant: 01IS24082).

References

- [1] AI@Meta. 2024. Llama 3 Model Card. (2024). https://github.com/meta-llama/llama3/blob/main/MODEL_CARD.md
- [2] Anthropic. 2025. Claude Sonnet 4.5. <https://www.anthropic.com/claude/sonnet> Accessed: 2026-02-06.
- [3] Jacob Austin, Augustus Odena, Maxwell Nye, Maarten Bosma, Henryk Michalewski, David Dohan, Ellen Jiang, Carrie Cai, Michael Terry, Quoc Le, et al. 2021. Program synthesis with large language models. *arXiv preprint arXiv:2108.07732* (2021).
- [4] Yuntao Bai, Saurav Kadavath, Sandipan Kundu, Amanda Askell, Jackson Kernion, Andy Jones, Anna Chen, Anna Goldie, Azalia Mirhoseini, Cameron McKinnon, et al. 2022. Constitutional AI: Harmlessness from AI feedback. *arXiv preprint arXiv:2212.08073* (2022).
- [5] Tom Brown, Benjamin Mann, Nick Ryder, Melanie Subbiah, Jared D Kaplan, Prafulla Dhariwal, Arvind Neelakantan, Pranav Shyam, Girish Sastry, Amanda Askell, et al. 2020. Language models are few-shot learners. *Advances in Neural Information Processing Systems* 33 (2020), 1877–1901.
- [6] Hyungjune Bu, Chanjoo Jung, Minjae Kang, and Jaehyung Kim. 2025. Personalized LLM Decoding via Contrasting Personal Preference. *arXiv preprint arXiv:2506.12109* (2025).

- [7] Xin Chan, Xiaoyang Wang, Dian Yu, Haitao Mi, and Dong Yu. 2024. Scaling Synthetic Data Creation with 1,000,000,000 Personas. *arXiv preprint arXiv:2406.20094* (2024).
- [8] Ruizhe Chen, Xiaotian Zhang, Meng Luo, Wenhao Chai, and Zuozhu Liu. 2024. PAD: Personalized Alignment of LLMs at Decoding-time. In *International Conference on Learning Representations*.
- [9] Jiale Cheng, Xiao Liu, Kehan Zheng, Pei Ke, Hongning Wang, Yuxiao Dong, Jie Tang, and Minlie Huang. 2024. Black-box prompt optimization: Aligning large language models without model training. In *Proceedings of the 62nd Annual Meeting of the Association for Computational Linguistics (Volume 1: Long Papers)*. 3201–3219.
- [10] John Joon Young Chung, Ece Kamar, and Saleema Amershi. 2023. Increasing diversity while maintaining accuracy: Text data generation with large language models and human interventions. *arXiv preprint arXiv:2306.04140* (2023).
- [11] Peter Clark, Isaac Cowhey, Oren Etzioni, Tushar Khot, Ashish Sabharwal, Carissa Schoenick, and Oyvind Tafjord. 2018. Think you have Solved Question Answering? Try ARC, the AI2 Reasoning Challenge. *arXiv:1803.05457v1* (2018).
- [12] Mike Conover, Matt Hayes, Ankit Mathur, Jianwei Xie, Jun Wan, Sam Shah, Ali Ghodsi, Patrick Wendell, Matei Zaharia, and Reynold Xin. 2023. Free Dolly: Introducing the World’s First Truly Open Instruction-Tuned LLM.
- [13] Wendi Cui, Jiaxin Zhang, Zhuohang Li, Hao Sun, Damien Lopez, Kamalika Das, Bradley Malin, and Kumar Sricharan. 2024. SEE: Strategic Exploration and Exploitation for Cohesive In-Context Prompt Optimization. <https://api.semanticscholar.org/CorpusID:267750577>
- [14] Haixing Dai, Zhengliang Liu, Wenxiong Liao, Xiaoke Huang, Yihan Cao, Zihao Wu, Lin Zhao, Shaochen Xu, Fang Zeng, Wei Liu, et al. 2025. Auggpt: Leveraging chatgpt for text data augmentation. *IEEE Transactions on Big Data* (2025).
- [15] Ning Ding, Yulin Chen, Bokai Xu, Yujia Qin, Shengding Hu, Zhiyuan Liu, Maosong Sun, and Bowen Zhou. 2023. Enhancing chat language models by scaling high-quality instructional conversations. In *Proceedings of the 2023 Conference on Empirical Methods in Natural Language Processing*. 3029–3051.
- [16] Yin Fang, Xiaozhuan Liang, Ningyu Zhang, Kangwei Liu, Rui Huang, Zhuo Chen, Xiaohui Fan, and Huajun Chen. 2024. Mol-Instructions: A Large-Scale Biomolecular Instruction Dataset for Large Language Models. In *ICLR*. OpenReview.net. <https://openreview.net/pdf?id=Tlsdsb619n>
- [17] Shuzheng Gao, Chaozheng Wang, Cuiyun Gao, Xiaoqian Jiao, Chun Yong Chong, Shan Gao, and Michael R. Lyu. 2025. The Prompt Alchemist: Automated LLM-Tailored Prompt Optimization for Test Case Generation. *arXiv preprint arXiv:2501.01329* (2025).
- [18] Cristina Garbacea and Chenhao Tan. 2025. HyPerAlign: Interpretable Personalized LLM Alignment via Hypothesis Generation. *arXiv preprint arXiv:2505.00038* (2025).
- [19] Jian Guan, Jun Wu, Jia-Nan Li, Chuanqi Cheng, and Wei Wu. 2025. A Survey on Personalized Alignment - The Missing Piece for Large Language Models in Real-World Applications. *arXiv preprint arXiv:2503.17003* (2025).

- [20] Qingyan Guo, Rui Wang, Junliang Guo, Bei Li, Kaitao Song, Xu Tan, Guoqing Liu, Jiang Bian, Yujiu Yang, Tsinghua University, and Microsoft Research. 2023. EvoPrompt: Connecting LLMs with Evolutionary Algorithms Yields Powerful Prompt Optimizers.
- [21] Dan Hendrycks, Collin Burns, Steven Basart, Andy Zou, Mantas Mazeika, Dawn Song, and Jacob Steinhardt. 2021. Measuring Massive Multitask Language Understanding. *Proceedings of the International Conference on Learning Representations (ICLR)* (2021).
- [22] Edward J Hu, Yelong Shen, Phillip Wallis, Zeyuan Allen-Zhu, Yuanzhi Li, Shean Wang, Lu Wang, Weizhu Chen, et al. 2022. Lora: Low-rank adaptation of large language models. *ICLR* 1, 2 (2022), 3.
- [23] Yue Huang, Zhengzhe Jiang, Xiaonan Luo, Kehan Guo, Haomin Zhuang, Yujun Zhou, Zhengqing Yuan, Xiaoqi Sun, Jules Schleinitz, Yanbo Wang, et al. 2025. ChemOrch: Empowering LLMs with Chemical Intelligence via Synthetic Instructions. *arXiv preprint arXiv:2509.16543* (2025).
- [24] Yue Huang, Siyuan Wu, Chujie Gao, Dongping Chen, Qihui Zhang, Yao Wan, Tianyi Zhou, Chaowei Xiao, Jianfeng Gao, Lichao Sun, and Xiangliang Zhang. 2025. DataGen: Unified Synthetic Dataset Generation via Large Language Models. In *The Thirteenth International Conference on Learning Representations*. <https://openreview.net/forum?id=F5R01G74Tu>
- [25] Bowen Jiang, Yuan Yuan, Maohao Shen, Zhuoqun Hao, Zhangchen Xu, Zichen Chen, Ziyi Liu, Anvesh Rao Vijjini, Jiashu He, Hanchao Yu, Radha Poovendran, Gregory Wornell, Lyle Ungar, Dan Roth, Sihao Chen, and Camillo Jose Taylor. 2025. PersonaMem-v2: Towards Personalized Intelligence via Learning Implicit User Personas and Agentic Memory. *arXiv:2512.06688 [cs.CL]*
- [26] Tae Soo Kim, Yoonjoo Lee, Yoonah Park, Jiho Kim, Young-Ho Kim, and Juho Kim. 2025. CUPID: Evaluating Personalized and Contextualized Alignment of LLMs from Interactions. *arXiv preprint arXiv:2508.01674* (2025).
- [27] Andreas Köpf, Yannic Kilcher, Dimitri Von Rütte, Sotiris Anagnostidis, Zhi Rui Tam, Keith Stevens, Abdullah Barhoum, Duc Nguyen, Oliver Stanley, Richárd Nagyfi, et al. 2023. Openassistant conversations-democratizing large language model alignment. *Advances in neural information processing systems* 36 (2023), 47669–47681.
- [28] Harrison Lee, Samrat Phatale, Hassan Mansoor, Thomas Mesnard, Johan Ferret, Kellie Lu, Colton Bishop, Ethan Hall, Victor Carbune, Abhinav Rastogi, et al. 2023. Rlaif vs. rlhf: Scaling reinforcement learning from human feedback with ai feedback. *arXiv preprint arXiv:2309.00267*.
- [29] Seongyun Lee, Sue Hyun Park, Seungone Kim, and Minjoon Seo. 2024. Aligning to thousands of preferences via system message generalization. *Advances in Neural Information Processing Systems* 37 (2024), 73783–73829.
- [30] Changhao Li, Yuchen Zhuang, Rushi Qiang, Haotian Sun, Hanjun Dai, Chao Zhang, and Bo Dai. 2024. Matryoshka Pilot: Learning to Drive Black-Box LLMs with LLMs.
- [31] Jia-Nan Li, Jian Guan, Songhao Wu, Wei Wu, and Rui Yan. 2025. From 1,000,000 Users to Every User: Scaling Up Personalized Preference for User-level Alignment. *arXiv preprint arXiv:2503.15463* (2025).
- [32] Junyong Lin, Lu Dai, Ruiqian Han, Yijie Sui, Ruilin Wang, Xingliang Sun, Qinglin Wu, Min Feng, Hao Liu, and Hui Xiong. 2025. SciIRGen: Synthesize Realistic and Large-Scale RAG Dataset for Scientific Research. In *Proceedings of the 31st ACM SIGKDD Conference on Knowledge Discovery and Data Mining V.2* (Toronto ON, Canada) (*KDD '25*). Association for Computing Machinery, New York, NY, USA, 5619–5630. <https://doi.org/10.1145/3711896.3737432>

- [33] Stephanie Lin, Jacob Hilton, and Owain Evans. 2022. Truthfulqa: Measuring how models mimic human falsehoods. In *Proceedings of the 60th annual meeting of the association for computational linguistics (volume 1: long papers)*. 3214–3252.
- [34] Ruibo Liu, Jerry Wei, Fangyu Liu, Chenglei Si, Yanzhe Zhang, Jinmeng Rao, Steven Zheng, Daiyi Peng, Diyi Yang, Denny Zhou, et al. 2024. Best practices and lessons learned on synthetic data. *arXiv preprint arXiv:2404.07503* (2024).
- [35] Anton Lozhkov, Hynek Kydlíček, Loubna Ben Allal, Guilherme Penedo, Edward Beeching, Quentin Gallouédec, Nathan Habib, Lewis Tunstall, and Leandro von Werra. 2025. OpenR1-Math-220k. <https://huggingface.co/datasets/open-r1/OpenR1-Math-220k>.
- [36] OpenAI. 2024. Hello GPT-4o. <https://openai.com/index/hello-gpt-4o/> Accessed: 2026-02-06.
- [37] OpenAI. 2025. gpt-oss-120b & gpt-oss-20b Model Card. arXiv:2508.10925 [cs.CL] <https://arxiv.org/arXiv:2508.10925>
- [38] OpenAI. 2025. Introducing GPT-5.2. <https://openai.com/index/introducing-gpt-5-2/> Accessed: 2026-02-06.
- [39] Long Ouyang, Jeffrey Wu, Xu Jiang, Diogo Almeida, Carroll Wainwright, Pamela Mishkin, Chong Zhang, Sandhini Agarwal, Katarina Slama, Alex Ray, et al. 2022. Training language models to follow instructions with human feedback. In *Advances in Neural Information Processing Systems*.
- [40] Silviu Pitis, Ziang Xiao, Nicolas Le Roux, and Alessandro Sordoni. 2024. Improving Context-Aware Preference Modeling for Language Models. *arXiv preprint arXiv:2407.14916* (2024).
- [41] Rafael Rafailov, Archit Sharma, Eric Mitchell, Christopher D Manning, Stefano Ermon, and Chelsea Finn. 2023. Direct preference optimization: Your language model is secretly a reward model. (2023).
- [42] Arij Riabi, Thomas Scialom, Rachel Keraron, Benoît Sagot, Djamé Seddah, and Jacopo Staiano. 2021. Synthetic Data Augmentation for Zero-Shot Cross-Lingual Question Answering. In *Proceedings of the 2021 Conference on Empirical Methods in Natural Language Processing*. Association for Computational Linguistics, Online and Punta Cana, Dominican Republic, 7016–7030. <https://aclanthology.org/2021.emnlp-main.562>
- [43] Haris Riaz, Sourav Bhabesh, Vinayak Arannil, Miguel Ballesteros, and Graham Horwood. 2025. MetaSynth: Meta-Prompting-Driven Agentic Scaffolds for Diverse Synthetic Data Generation. *arXiv preprint arXiv:2504.12563* (2025).
- [44] Chris Richardson, Yao Zhang, Kellen Gillespie, Sudipta Kar, Arshdeep Singh, Zeynab Raeesy, Omar Zia Khan, and Abhinav Sethy. 2023. Integrating Summarization and Retrieval for Enhanced Personalization via Large Language Models. *arXiv preprint arXiv:2310.20081* (2023).
- [45] Caitlin M Rivers and Bryan L Lewis. 2014. Ethical research standards in a world of big data. *F1000Research* 3 (2014), 38.
- [46] Alireza Salemi, Sheshera Mysore, Michael Bendersky, and Hamed Zamani. 2024. LaMP: When Large Language Models Meet Personalization. In *Proceedings of the 62nd Annual Meeting of the Association for Computational Linguistics (Volume 1: Long Papers)*. Association for Computational Linguistics, Bangkok, Thailand, 7370–7392. <https://aclanthology.org/2024.acl-long.399/>

- [47] Timo Schick and Hinrich Schütze. 2021. Generating Datasets with Pretrained Language Models. In *Proceedings of the 2021 Conference on Empirical Methods in Natural Language Processing*. Association for Computational Linguistics, Online and Punta Cana, Dominican Republic, 6943–6951. <https://aclanthology.org/2021.emnlp-main.555/>
- [48] ShareGPT. 2023. ShareGPT. <https://sharegpt.com/>
- [49] Claudio Spiess, Mandana Vaziri, Louis Mandel, and Martin Hirzel. 2025. AutoPDL: Automatic Prompt Optimization for LLM Agents. *arXiv preprint arXiv:2504.04365* (2025).
- [50] Zhaoxuan Tan, Zheng Li, Tianyi Liu, Haodong Wang, Hyokun Yun, Ming Zeng, Pei Chen, Zhihan Zhang, Yifan Gao, Ruijie Wang, Priyanka Nigam, Bing Yin, and Menghan Jiang. 2025. Aligning Large Language Models with Implicit Preferences from User-Generated Content. *arXiv preprint arXiv:2506.04463* (2025).
- [51] Zhaoxuan Tan, Zheyuan Liu, and Meng Jiang. 2024. Personalized Pieces: Efficient Personalized Large Language Models through Collaborative Efforts. In *Conference on Empirical Methods in Natural Language Processing*.
- [52] Zhaoxuan Tan, Zixuan Zhang, Haoyang Wen, Zheng Li, Rongzhi Zhang, Pei Chen, Fengran Mo, Zheyuan Liu, Qingkai Zeng, Qingyu Yin, and Menghan Jiang. 2025. Instant Personalized Large Language Model Adaptation via Hypernetwork. *arXiv preprint arXiv:2510.16282* (2025).
- [53] Rohan Taori, Ishaan Gulrajani, Tianyi Zhang, Yann Dubois, Xuechen Li, Carlos Guestrin, Percy Liang, and Tatsunori B. Hashimoto. 2023. Stanford Alpaca: An Instruction-following LLaMA model. https://github.com/tatsu-lab/stanford_alpaca.
- [54] Qwen Team. 2025. Qwen3 Technical Report. arXiv:2505.09388 [cs.CL] <https://arxiv.org/arXiv:2505.09388>
- [55] Sarah Tran, Hongfan Lu, Isaac Slaughter, Bernease Herman, Aayushi Dangol, Yue Fu, Lufei Chen, Biniyam Gebreyohannes, Bill Howe, Alexis Hiniker, et al. 2025. Understanding Privacy Norms Around LLM-Based Chatbots: A Contextual Integrity Perspective. In *Proceedings of the AAAI/ACM Conference on AI, Ethics, and Society*, Vol. 8. 2522–2534.
- [56] Tiannan Wang, Meiling Tao, Ruoyu Fang, Huilin Wang, Shuai Wang, Yuchen Eleanor Jiang, and Wangchunshu Zhou. 2024. AI PERSONA: Towards Life-long Personalization of LLMs. *arXiv preprint arXiv:2412.13103* (2024).
- [57] Xiangqi Wang, Yue Huang, Yanbo Wang, Xiaonan Luo, Kehan Guo, Yujun Zhou, and Xiangliang Zhang. 2025. AdaReasoner: Adaptive Reasoning Enables More Flexible Thinking. In *The Thirty-ninth Annual Conference on Neural Information Processing Systems*. <https://openreview.net/forum?id=VjjJlJ5qik>
- [58] Yanbo Wang, Zixiang Xu, Yue Huang, Xiangqi Wang, Zirui Song, Lang Gao, Chenxi Wang, Xiangru Tang, Yue Zhao, Arman Cohan, Xiangliang Zhang, and Xiuying Chen. 2025. DyFlow: Dynamic Workflow Framework for Agentic Reasoning. In *The Thirty-ninth Annual Conference on Neural Information Processing Systems*. <https://openreview.net/forum?id=0pbUfmwNTy>
- [59] Jerry Wei, Da Huang, Yifeng Lu, Denny Zhou, and Quoc V Le. 2023. Simple synthetic data reduces sycophancy in large language models. *arXiv preprint arXiv:2308.03958* (2023).
- [60] Shujin Wu, May Fung, Cheng Qian, Jeonghwan Kim, Dilek Hakkani-Tur, and Heng Ji. 2024. Aligning LLMs with Individual Preferences via Interaction. *arXiv preprint arXiv:2410.03642* (2024).

- [61] Shirley Wu, Michel Galley, Baolin Peng, Hao Cheng, Gavin Li, Yao Dou, Weixin Cai, James Zou, Jure Leskovec, and Jianfeng Gao. 2025. Collabllm: From passive responders to active collaborators. In *International Conference on Machine Learning*.
- [62] Jinyu Xiang, Jiayi Zhang, Zhaoyang Yu, Fengwei Teng, Jinhao Tu, Xinbing Liang, Sirui Hong, Chenglin Wu, and Yuyu Luo. 2025. Self-Supervised Prompt Optimization. *arXiv preprint arXiv:2502.06855* (2025).
- [63] Zhangchen Xu, Fengqing Jiang, Luyao Niu, Yuntian Deng, Radha Poovendran, Yejin Choi, and Bill Yuchen Lin. 2024. Magpie: Alignment data synthesis from scratch by prompting aligned llms with nothing. *arXiv preprint arXiv:2406.08464* (2024).
- [64] Chao Yu, Qixin Tan, Hong Lu, Jiaxuan Gao, Xinting Yang, Yu Wang, Yi Wu, and Eugene Vinitsky. 2024. ICPL: Few-shot In-context Preference Learning via LLMs.
- [65] Tom Zehle, Timo Heiss, Moritz Schlager, Matthias Assenmacher, and Matthias Feurer. 2025. promptolution: A Unified, Modular Framework for Prompt Optimization. *arXiv preprint arXiv:2512.02840* (2025).
- [66] Zhiyuan Zeng, Jiatong Yu, Tianyu Gao, Yu Meng, Tanya Goyal, and Danqi Chen. 2024. Evaluating Large Language Models at Evaluating Instruction Following. In *International Conference on Learning Representations (ICLR)*.
- [67] Jiayi Zhang, Jinyu Xiang, Zhaoyang Yu, Fengwei Teng, Xionghui Chen, Jiaqi Chen, Mingchen Zhuge, Xin Cheng, Sirui Hong, Jinlin Wang, Bingnan Zheng, Bangbang Liu, Yuyu Luo, and Chenglin Wu. 2024. AFlow: Automating Agentic Workflow Generation. *arXiv preprint arXiv:2410.10762* (2024).
- [68] Letian Zhang, Quan Cui, Bingchen Zhao, and Cheng Yang. 2025. Oasis: One Image is All You Need for Multimodal Instruction Data Synthesis. *arXiv preprint arXiv:2503.08741* (2025).
- [69] Linhai Zhang, Jialong Wu, Deyu Zhou, and Yulan He. 2025. PROPER: A Progressive Learning Framework for Personalized Large Language Models with Group-Level Adaptation. In *Annual Meeting of the Association for Computational Linguistics*.
- [70] Xiaotian Zhang, Ruizhe Chen, Yang Feng, and Zuozhu Liu. 2025. Persona-judge: Personalized Alignment of Large Language Models via Token-level Self-judgment. In *Annual Meeting of the Association for Computational Linguistics*.
- [71] Zhehao Zhang, Ryan A. Rossi, Branislav Kveton, Yijia Shao, Diyi Yang, Hamed Zamani, Franck Dernoncourt, Joe Barrow, Tong Yu, Sungchul Kim, Ruiyi Zhang, Jiuxiang Gu, Tyler Derr, Hongjie Chen, Ju-Ying Wu, Xiang Chen, Zichao Wang, Subrata Mitra, Nedim Lipka, Nesreen K. Ahmed, and Yu Wang. 2024. Personalization of Large Language Models: A Survey. *arXiv preprint arXiv:2411.00027* (2024).
- [72] Wenting Zhao, Xiang Ren, Jack Hessel, Claire Cardie, Yejin Choi, and Yuntian Deng. [n. d.]. WildChat: 1M ChatGPT Interaction Logs in the Wild. In *The Twelfth International Conference on Learning Representations*.
- [73] Xiaoyan Zhao, Juntao You, Yang Zhang, Wenjie Wang, Hong Cheng, Fuli Feng, See-Kiong Ng, and Tat-Seng Chua. 2025. NextQuill: Causal Preference Modeling for Enhancing LLM Personalization. *arXiv preprint arXiv:2506.02368* (2025).

- [74] Lianmin Zheng, Wei-Lin Chiang, Ying Sheng, Siyuan Zhuang, Zhanghao Wu, Yonghao Zhuang, Zi Lin, Zhuohan Li, Dacheng Li, Eric Xing, et al. 2023. Judging llm-as-a-judge with mt-bench and chatbot arena. *Advances in Neural Information Processing Systems* 36 (2023), 46595–46623.
- [75] Tianyu Zheng, Ge Zhang, Tianhao Shen, Xueling Liu, Bill Yuchen Lin, Jie Fu, Wenhui Chen, and Xiang Yue. 2024. Opencodeinterpreter: Integrating code generation with execution and refinement. *arXiv preprint arXiv:2402.14658* (2024).
- [76] Zijie Zhong, Linqing Zhong, Zhaoze Sun, Qingyun Jin, Zengchang Qin, and Xiaofan Zhang. 2024. Synthet2c: Generating synthetic data for fine-tuning large language models on the text2cypher task. *arXiv preprint arXiv:2406.10710* (2024).
- [77] Jeffrey Zhou, Tianjian Lu, Swaroop Mishra, Siddhartha Brahma, Sujoy Basu, Yi Luan, Denny Zhou, and Le Hou. 2023. Instruction-following evaluation for large language models. *arXiv preprint arXiv:2311.07911* (2023).
- [78] Yuchen Zhuang, Haotian Sun, Yue Yu, Rushi Qiang, Qifan Wang, Chao Zhang, and Bo Dai. 2024. HYDRA: Model Factorization Framework for Black-Box LLM Personalization. *arXiv preprint arXiv:2406.02888* (2024).
- [79] Viktor N. Zhuravlev, Artur R. Khairullin, Ernest A. Dyagin, Alena N. Sitkina, and Nikita I. Kulin. 2025. Automatic Prompt Optimization with Prompt Distillation. *arXiv preprint arXiv:2508.18992* (2025).

Generative AI Usage

We used generative AI tools during the research and writing process in a limited, assistive manner. Specifically, we used such tools (i) to polish and proofread text (e.g., improving clarity, grammar, and conciseness), (ii) to help debug and refine code implementations (e.g., diagnosing errors and suggesting fixes), and (iii) to refine and polish figures created by the authors (e.g., improving layout, labeling, and visual consistency), without generating figures from scratch. All scientific decisions, experimental design, data generation choices, result interpretation, and final manuscript content were reviewed and approved by the authors.

Ethics Statement

The construction of our dataset follows best-practice for ethical research [45]. The dataset construction and usage were approved as ethically unproblematic by the corresponding ethics commission (i.e., institutional review board) of LMU Munich (approval number: ETH-SOM-048). Further, we respect the privacy of users and only report aggregate results throughout our paper. Although we believe the intended use of this work is largely positive, there exists potential for misuse.

A. Algorithm

Algorithm 1 Synthetic Personalized Interaction Generation

Require: Persona bank \mathcal{P} , task datasets \mathcal{D} , masking policy π_{mask} , stylization prob. ρ , max turns T

Require: Preference spec compiler Ψ , models $M_{\text{user}}, M_{\text{asst}}, M_{\text{dist}}$, noise strengths α_q, α_f

Require: Noise application probabilities p_q, p_f

- ▷ **Persona sampling & partial observability (persona \rightarrow observed features)**
 - 1: Sample persona $p \sim \mathcal{P}$
 - 2: Sample observed features $o \sim \text{Sample}(p; \pi_{\text{mask}})$ ▷ Eq. (1)
 - ▷ **Preference compilation (observed features \rightarrow system-level spec)**
 - 3: Compile preference spec $s \leftarrow \text{Compile}(o; \Psi)$ ▷ Eq. (2)
 - ▷ **Seed query sampling & optional persona stylization**
 - 4: Sample seed query $q \sim \mathcal{D}$
 - 5: $\tilde{q} \leftarrow \text{Stylize}(q, s; M_{\text{user}})$ with prob. ρ ; otherwise $\tilde{q} \leftarrow q$ ▷ Eq. (3)
 - ▷ **Query perturbation (distractor injects realistic noise)**
 - 6: with prob. p_q , $\tilde{q} \leftarrow \text{Noisify}(\tilde{q}; M_{\text{dist}}, \alpha_q)$ ▷ Eq. (17)
 - 7: Initialize history $h_0 \leftarrow \emptyset$
 - ▷ **Trajectory synthesis (query \rightarrow response \rightarrow feedback \rightarrow follow-up/stop)**
 - 8: **for** $t = 1$ to T **do**
 - 9: Set current prompt $\tilde{q}_t \leftarrow \tilde{q}$
 - 10: Assistant response $a_t \leftarrow M_{\text{asst}}(\tilde{q}_t, h_{t-1})$ ▷ Eq. (11)
 - 11: User feedback $f_t \leftarrow M_{\text{user}}(s, \tilde{q}_t, a_t, h_{t-1})$ ▷ Eq. (12)
 - ▷ **Feedback perturbation (optional noisy follow-up signals)**
 - 12: with prob. p_f , $f_t \leftarrow \text{Noisify}(f_t; M_{\text{dist}}, \alpha_f)$ ▷ Eq. (18)
 - 13: Determine follow-up (stop, \tilde{q}_{t+1}) $\leftarrow \text{Decide}(f_t)$
 - ▷ **Outcome-derived supervision (stop \Rightarrow positive)**
 - 14: Outcome label $y_t \leftarrow \mathbb{I}[\text{stop}]$ ▷ Eq. (6)
 - 15: Save instance $(o, s, h_{t-1}, \tilde{q}_t, a_t, f_t, y_t)$
 - 16: **if** stop **then**
 - 17: **break**
 - 18: **end if**
 - 19: Update history $h_t \leftarrow h_{t-1} \cup \{(\tilde{q}_t, a_t, f_t)\}$
 - 20: Update prompt $\tilde{q} \leftarrow \tilde{q}_{t+1}$
 - 21: **end for**
 - 22: **return** synthesized instances
-

B. Method details

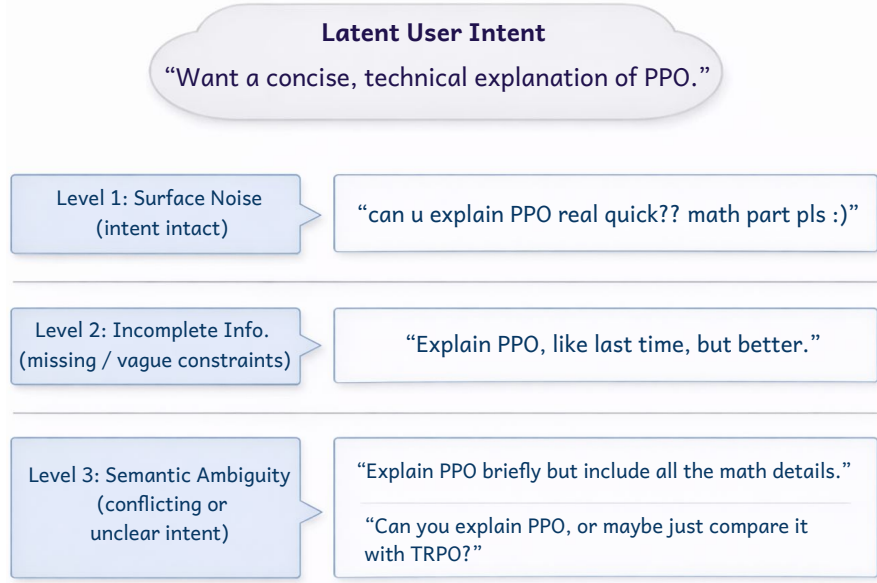


Figure 4: Examples of distractor perturbations at three levels. All examples share the same latent user intent, while the observed queries exhibit increasing degrees of syntactic noise, missing execution-relevant constraints, or semantic ambiguity.

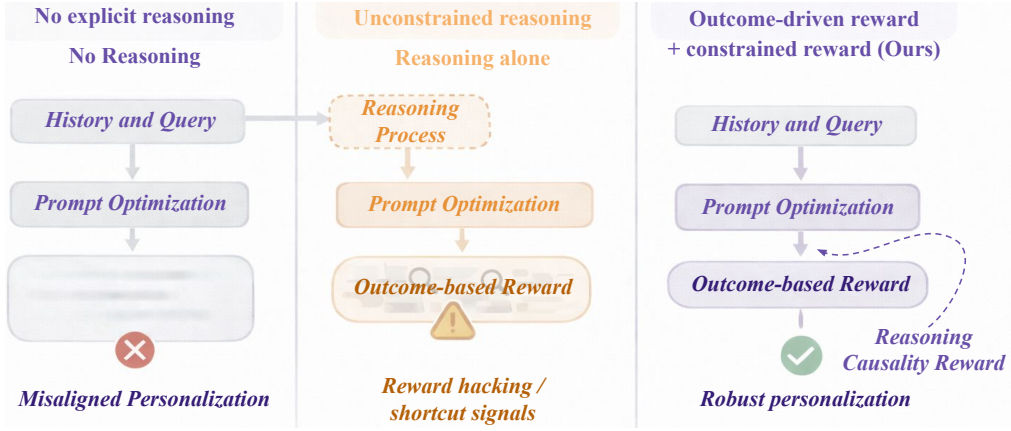


Figure 5: Reasoning and reward design for personalized prompt optimization. Unconstrained or absent reasoning leads to misalignment or reward hacking, whereas combining outcome-driven rewards with constrained reasoning causality yields robust personalization.

C. Implementation details

Filtering low-quality pseudo targets for SFT. Since (z_u^*, q_u^*) are synthesized and may be noisy, we apply lightweight filtering to remove non-effective or degenerate rewrites before SFT. Concretely, we discard samples where the rewritten prompt q_u^* is near-identical to $\tilde{q}_u^{\text{init}}$ (e.g., trivial paraphrases or copies), overly generic (e.g., adding boilerplate without introducing user-specific constraints), or leads to no measurable improvement under an automatic preference-aware comparison (e.g., $\mathcal{J}_{\text{task}}$ fails to prefer the response induced by q_u^* over that induced by $\tilde{q}_u^{\text{init}}$). This filtering step improves the signal-to-noise ratio of the behavioral prior learned by SFT and reduces the tendency to imitate superficial prompt edits.

Implementation details of baselines

- **History-augmented prompting (Concat).** The user’s conversation history is directly concatenated with the current query and provided to the assistant model for response generation. The assistant’s output is subsequently evaluated by a judge model to obtain the final score.
- **Persona-based query rewriting** [44, 18, 73]. A high-level user persona is first induced from the conversation history using a helper model (llama-3.1-8b-instruct). The inferred persona is then concatenated with the current query, and the combined input is passed to the assistant model for response generation. The resulting output is scored by the judge model.
- **Preference-based few-shot in-context learning** [40, 64]. A helper model (GPT-4o-mini) constructs a small set of preference-oriented few-shot examples (e.g., chosen vs. rejected responses) from the user’s interaction history. The current query, together with the generated preference pairs, is prepended as in-context demonstrations to guide personalized generation by the assistant model.
- **Controller-guided prompting** [30, 56]. The conversation history and current query are provided to an auxiliary controller model (GPT-4o-mini), which generates context-enhanced personalized guidance by rewriting the query based on the interaction history. The rewritten query is then passed to the assistant model for response generation.

Unless otherwise specified, the assistant model is llama-3.3-70b-instruct, and the judge model is GPT-5.2.

Training Details We adopt a two-stage training paradigm for PPOpt. In the first stage, we perform Supervised Fine-Tuning (SFT) with Low-Rank Adaptation (LoRA) [22] using rank $r = 32$. The model is trained to generate structured outputs that include user preference reasoning and optimized prompts. During SFT, we apply cross-entropy loss over completion tokens only. A cosine learning rate schedule is used, with a peak learning rate of 2×10^{-6} , a minimum learning rate of 5×10^{-7} , and 50 warmup steps.

In the second stage, we apply Group Relative Policy Optimization (GRPO) for reinforcement learning. For each training state, we sample $K = 8$ completions from the current policy using temperature $\tau = 0.7$ and nucleus sampling with $p = 0.9$. We employ GPT-4o-mini as the judge model to compute rewards, which evaluate both the accuracy of inferred user profiles against ground-truth personas and the quality improvement of optimized queries via pairwise comparison with the original queries.

D. Case Study

SFT Synthesized Reasoning-Chain

Legend: Statement Derived conclusion Improved prompt

<REASONING> Across the threads, the user consistently signals urgency and a preference for a single best, definitive answer. They repeatedly say “I’m in a rush,” ask for “single best pick,” and want the “fastest definitive” check, which supports time pressure, concise output, and low tolerance for ambiguity. They are risk-averse and safety-focused: in the school deviled-egg question they prioritize “lowest-allergen... won’t introduce... choking risks,” and in the team-building plan they explicitly say “I’m risk-averse” and request a “safety/risk checklist + inclusivity notes,” showing a strong risk posture and a QA-like mindset (checklists, edge cases, verification steps). They also prefer precision and concrete verification (“what options should I see... exact device name... basically a hard no?”), and they push back on overbroad claims (“you said ‘no allergens,’ but peppers can still be an issue”), indicating zero-tolerance for inaccuracies. The user’s context often involves education/classroom constraints (“school setting,” “classroom-safe”), and they want outputs that are immediately usable (printable run-of-show, one page, mobile-friendly). Tone is direct but not hostile—more pragmatic and warm—seeking minimal context and actionable guidance rather than long explanations. </REASONING> <PROMPT> I’m on a deadline—give me a very concise, risk-averse summary of the main legal risks for authors when (a) writing book reviews and (b) being involved with/mentioned alongside Stonewall Press. Bullet points only: defamation/libel, copyright/fair use, trademark, privacy/publicity, and any contract/endorsement/conflict-of-interest issues. Then give a single “safest default” checklist (do/don’t) I can follow. If you’re not sure about Stonewall Press specifics, say so and tell me the fastest facts I should verify. </PROMPT>

E. Evaluation Dataset

We use two sets of datasets for the experiments: **(1) Synthetic personalized interaction benchmark.** We construct a synthetic multi-turn trajectory benchmark as the test split for evaluation, covering queries from five datasets. The three datasets in Table 2 are ai2_arc [11], MBPP [3], and ultrachat_200k [15]. We additionally include IFEval [66] and oasst1 [27] as held-out evaluation datasets, to reduce potential distributional advantages associated with dataset reuse during training. **(2) Real-world test set.** In addition to synthetic benchmarks, we evaluate our method on a high-fidelity dataset that closely simulates real-world personalized interactions. We preprocess the resulting interactions into $(\mathcal{H}_u, \tilde{q}_u^{\text{init}})$ pairs following the same protocol used throughout our experiments.

Real-world dataset construction. Instead of directly relying on raw user logs, we construct this dataset through controlled human-in-the-loop collection to preserve realism while ensuring diversity and reproducibility.

We recruit a single cohort of human experts via Prolific⁴, all of whom are experienced in interacting with LLMs and collectively cover a broad range of domains. Participants are compensated at a rate of at least \$10.89 per hour (above minimum wage), and 99 human experts contribute to the data editing process. Participants gave informed consent. The data collection was reviewed by the institutional review board (ethics commission) at LMU Munich (approval number: ETH-SOM-048).

We first generate interaction trajectories using our automated generation pipeline. For ease of

⁴<https://www.prolific.com/>

inspection and editing, each trajectory is formatted as a structured Markdown document. The documents are then distributed to participants through Qualtrics⁵ as survey tasks. Human experts are instructed to edit and refine the user-side content only, including the initial queries and subsequent user feedback, according to specified user profiles. After editing, participants upload the revised Markdown files back to the survey, enabling complete and consistent data collection. This process improves realism and behavioral fidelity while preserving the original task intent and interaction structure.

F. Evaluation Model

We use a broad set of instruction-tuned LLMs as optimizers, including Llama-3-8B-instruct [1], Qwen3-8B [54], and GPT-oss-20B [37]. We evaluate deployment-time performance on GPT-4o-mini [36], GPT-5.2 [38], Llama-3.3-70B-instruct [1], Qwen3-32B [54], and Claude-Sonnet-4.5 [2].

G. Details of PERSONAGYM

Open-ended values via feature expansion. To avoid an artificially closed-world assumption over persona attributes, we augment each categorical feature dimension with a special *others* option. This serves as an open-vocabulary placeholder. When a dimension samples *others*, we dynamically invoke an LLM to synthesize a novel category value that is not present in the predefined taxonomy. We then treat it as an instantiated free-form category for that persona and trajectory. This mechanism yields an *open-vocabulary* extension of categorical attributes, enabling *unbounded* expansion of the persona space.

Three categories of persona feature dimension. (i) *Basic user profile attributes*, capturing relatively stable user characteristics (e.g., role, seniority, education level, and domain expertise). (ii) *Interaction and behavioral traits*, describing how users interact with the system and express intent (e.g., risk posture, time sensitivity, learning style, and communication preferences). (iii) *output/response constraints*, specifying requirements on the system’s responses (e.g., response length, formatting structure, explanation depth, and citation preference).

Illustrative example of user query transformation. For the same underlying task, a user may sometimes issue a clean request:

Seed/clean: "Summarize this document in bullet points."

Sometimes, a user may also use a prompt that is idiosyncratic (e.g., using abbreviated style, missing punctuation, etc.), which is reflected in the stylization:

Stylized: "Quick summary in bullet points please keep it short and practical, like last time."

By sampling stylization with probability ρ , our synthetic trajectories naturally contain both modes, yielding more realistic histories where preferences must be inferred from *occasional* signals rather than being always explicit.

⁵<https://www.qualtrics.com/>

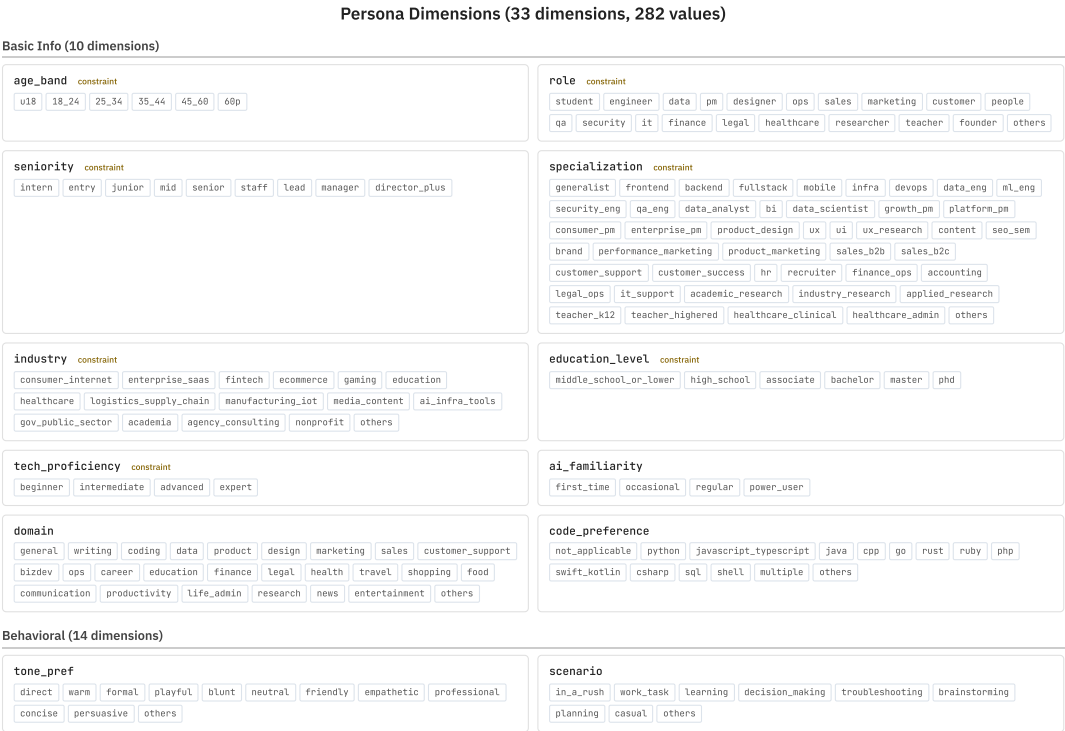


Figure 6: Dimensions and values covered by PERSONAGYM (1).

multi_intent_rate single sometimes_multi often_multi	risk_posture risk_averse balanced risk_tolerant
interaction_frequency first_time occasional weekly daily multiple_daily	learning_style visual hands_on conceptual example_driven step_by_step exploratory
follow_up_tendency one_shot occasional_followup iterative deep_dive	creativity_vs_precision highly_creative balanced_creative balanced balanced_precise highly_precise
time_sensitivity urgent somewhat_urgent normal exploratory	collaboration_context solo small_team large_team cross_functional client_facing
error_tolerance zero_tolerance low moderate high	feedback_style direct_correction gentle_suggestion socratic_questioning avoid_correction
context_retention_expectation fresh_each_time session_only multi_session long_term_memory	autonomy_level high_guidance moderate_guidance balanced autonomous_suggestions full_autonomy

Constraint (9 dimensions)

length_pref <small>constraint</small> terse brief standard detailed exhaustive	query_length_pref <small>constraint</small> very_short short medium long
format_pref_primary <small>constraint</small> bullets numbered_steps outline pros_cons checklist table qa narrative others	deliverable_type <small>constraint</small> answer_only plan comparison checklist email_draft doc_outline slides_outline code_skeleton debug_plan study_plan policy_summary
citation_pref <small>constraint</small> none nice_to_have required	example_pref <small>constraint</small> minimal some abundant examples_first
detail_orientation <small>constraint</small> high_level_only summary_first balanced detail_focused exhaustive_detail	explanation_depth <small>constraint</small> answer_only minimal_context moderate_reasoning full_reasoning teach_me_why
formality_level <small>constraint</small> very_casual casual business_casual professional highly_formal	

Figure 7: Dimensions and values covered by PERSONAGYM (2).

H. PERSONAATLAS Details

In this section, we present sample user–assistant interaction data generated in batch using a unified generation rule set. Each instance is generated based on a predefined user persona to ensure consistency in tone, content strategy, and response style, as shown in Figure 8, 9, 10, and 11.

I. Details of Human Evaluation

We conduct a human evaluation to assess the quality of PersonaGym synthetic data with the protocol (Figure 12). For each sampled instance, annotators are shown the user profile and the corresponding query/feedback, along with the distractor perturbations type (when applicable) and the associated response context. Figure 12 summarizes the exact questions and scales used.

Task A: Profile–Query/Feedback Alignment. Annotators rate how well the query/feedback matches the displayed user profile’s preferences and constraints (A1, Likert 1–5; 1 = not at all, 5 = very well). They rate how much explicit evidence in the text supports those preferences (A2, Likert 1–5; 1 = no evidence, 5 = very clear).

Task B: Distractor Plausibility. When a noisy version is provided, annotators rate whether it looks like something a real user might write (B1, Likert 1–5; 1 = very implausible, 5 = very plausible). They optionally label the distractor perturbations type (B2): (1) surface perturbation (tone/punctuation/minor typos), (2) incomplete information (missing/blurred constraints), or (3) semantic ambiguity/conflict (unclear or contradictory intent).

Task C: Outcome Label Fit. Annotators answer a binary question on whether the user would likely continue with follow-up questions or corrections given the query and response context (C1, Yes/No), which is used to validate the outcome labels used in our synthetic interaction data.

Persona

seniority: senior
domain: entertainment
scenario: brainstorming
multi_intent_rate: often_multi
risk_posture: risk_averse
tech_proficiency: beginner

ai_familiarity: first_time
learning_style: exploratory
follow_up_tendency: occasional_followup
creativity_vs_precision: balanced
collaboration_context: solo
error_tolerance: low

explanation_depth: answer_only
code_preference: rust
autonomy_level: balanced
query_length_pref: very_short
age_band: 60p

Full Conversation

Turn 1

User: Can you review a popular TV series, covering story, characters, themes, and visuals, with examples?

Assistant:
TV Series Review: Breaking Bad
I'd be happy to provide a comprehensive review. Here's an analysis of **Breaking Bad**, one of the most acclaimed series:

Story
Breaking Bad follows Walter White, a high school chemistry teacher who turns to cooking methamphetamine after his cancer diagnosis. The narrative spans five seasons, chronicling his transformation from a desperate man into a ruthless drug lord.

Characters

- **Walter White:** The protagonist whose moral descent is the series' core.
- **Jesse Pinkman:** Walter's former student, whose conscience clashes with Walter's ambitions.
- **Hank Schrader:** A DEA agent who unknowingly pursues his brother-in-law.

Themes

- **Morality and consequences**
- **Pride vs. pragmatism**
- **Family and loyalty**

Visuals
The cinematography uses symbolic color palettes, desert landscapes, and careful framing that reflects characters' psychological states.

Turn 2

User: This is helpful, but I'm looking at it from a TV/entertainment angle. Can you add concrete scene examples for each area, and keep it spoiler-light? Also, what's the show's "hook" in one sentence?

Assistant: **Breaking Bad Review: Enhanced with Scene Examples**
Hook (One Sentence)
A high school chemistry teacher with a terminal diagnosis enters the drug trade to secure his family's future, but discovers he's driven by pride rather than necessity.

Story
Example: Early in Season 1, Walter cooks meth in an RV for the first time. This scene establishes his desperation and his chemistry expertise becoming his power.

Characters
Example: In Season 2, Jesse visits a dying child in the hospital, revealing his humanity and compassion.

Themes
Example: Late in the series, Walter confesses he did it all for himself, not his family—crystallizing the show's central theme.

Visuals
Example: The show uses doorways and windows to frame characters in separate spaces, reinforcing emotional distance without dialogue.

Turn 3

User: This is closer, thanks. One concern: the theme example you picked (the confession to Skyler) feels like it gives away a big endpoint—can you swap that for a more spoiler-light theme-in-action moment from earlier seasons? Also, for the characters bit, can you use a Jesse moment that's more widely recognized and less grim, and add one quick Walter moment too (so it's not just Jesse)? Keep it to the same short format.

Assistant: **Breaking Bad Review: Revised for Spoiler Safety**
Hook (One Sentence)
A high school chemistry teacher with a terminal diagnosis enters the drug trade to secure his family's future, but discovers he's driven by pride rather than necessity.

Story
Example: Early in Season 1, Walter cooks meth in an RV for the first time. This scene establishes the premise—his desperation is real, but we also see his chemistry expertise become his power. It's the inciting incident that sets everything in motion.

Characters
Example - Jesse: In Season 1, Jesse throws a pool party at his house. He's chaotic and reckless, but it shows his desire for connection and fun—revealing the kid beneath the criminal persona.
Example - Walter: In Season 2, Walter lies to his wife about his whereabouts, then calmly returns home to tuck in his son. This duality—the deception paired with domestic normalcy—hints at his ability to compartmentalize his two lives.

Themes
Example: In Season 2, Walter turns down a lucrative job opportunity that would solve his family's financial problems. His reasoning reveals his pride: he needs to be *the one* providing the solution, not accepting charity. This early moment establishes the show's core tension.

Visuals
Example: The show frequently uses doorways and windows to frame characters in separate spaces, even when in the same room. This visual choice reinforces emotional distance and moral separation between characters without dialogue.

Figure 8: PERSONAATLAS case by PERSONAGYM (1).

Persona

specialization: content
tone_pref: friendly
scenario: planning
multi_intent_rate: sometimes_multi
risk_posture: risk_tolerant
ai_familiarity: first_time
interaction_frequency: first_time

learning_style: visual
example_pref: examples_first
creativity_vs_precision: balanced
time_sensitivity: urgent
collaboration_context: small_team
error_tolerance: low
code_preference: java

autonomy_level: full_autonomy
query_length_pref: long
age_band: u18
formality_level: casual
domain: marketing

Full Conversation

Turn 1

User: Hey, I'm writing product copy for a drying frame and need help fast. Can you show me example lines about how more line space makes drying flexible? Also list what people can hang on it, and mention mounting options plus material naturally.

Assistant: Sure! Here are example lines:

- "With ample line space, our drying frame adapts effortlessly to your drying needs."
- "Enjoy the freedom to dry everything from everyday clothes to bulky blankets."
- "Maximize your drying potential with generous line spacing."

Items You Can Hang:

- Clothes (shirts, pants, dresses)
- Towels, Sheets, Blankets
- Shoes, Delicates
- Activewear, Swimwear

Mounting & Material:

"Our drying frame can be mounted on the wall or set up on the ground, with custom options via accessories. Made from galvanized steel tube with powder coating."

Turn 2

User: This helps—but I need it less like an ad. Can you give: (1) 5 super short lines (8–12 words), (2) a clearer hang list with specific examples, (3) one natural sentence with all mounting options + material without being salesy?

Assistant: Sure! Here's a revised version:

5 Short Lines:

- "More line space adapts to small or large drying needs."
- "Easily dry delicate items or bulky pieces."
- "Flexible drying for everything from shirts to blankets."
- "Accommodates small or larger drying spaces."
- "Versatile enough for everyday laundry or larger items."

What You Can Hang:

- Jeans and hoodies
- Bedsheets and duvet covers
- Rugs and tablecloths
- Delicates, Shoes and boots
- Kids' clothing, Activewear

Natural Sentence:

"The drying frame offers wall or ground mounting, constructed from galvanized steel tube with powder coating."

Turn 3

User: This is close, but I'm still not 100% there and I'm on a deadline

- The 5 short lines feel kinda repetitive ("with ease/effortlessly/versatile"). Can you rewrite them so each one says something slightly different + more concrete (like "spread out big items" vs "group small items"), still 8–12 words each?
- On the hang list: rugs/tablecloths might be risky—can you mark anything that's "maybe" vs "definitely" so I don't overpromise? Also add a few more specific examples (socks/underwear, bras, baby onesies, hats, sneakers).
- The mounting/material sentence: can you include wall, ground, AND custom with accessories all in one sentence, but super neutral (no "durable/added protection")?

If you can, give me 2 options for that final sentence so I can pick fast.

Assistant: Absolutely, here's the refined version based on your feedback:

5 Short Lines About Line Space Flexibility:

- "Easily spread out big items like blankets or towels."
- "Group small items together for efficient drying."
- "Perfect for hanging shirts, dresses, or delicates."
- "Adjust line space for different sizes and types of laundry."
- "Accommodates everything from everyday clothes to larger pieces."

What You Can Hang:

- Definitely:** Jeans, Hoodies, Bedsheets, Delicates (lingerie, scarves), Shoes (sneakers, boots), Kids' clothing (baby onesies, hats), Activewear, Socks and underwear
- Maybe:** Rugs, Tablecloths

Mounting/Material Sentence Options:

- "The drying frame can be mounted on the wall, set up on the ground, or customized with accessories."
- "It offers flexible mounting options for wall, ground, and custom setups with accessories."

Let me know if you need any further adjustments!

Figure 9: PERSONAATLAS case by PERSONAGYM (2).

Persona

age_band: 25-34
specialization: ux
tone_pref: playful
multi_intent_rate: single
query_length_pref: short
ai_familiarity: first_time
interaction_frequency: first_time

follow_up_tendency: deep_dive
creativity_vs_precision: highly_creative
time_sensitivity: somewhat_urgent
collaboration_context: small_team
error_tolerance: high
feedback_style: gentle_suggestion
context_retention_expectation:

multi_session
autonomy_level: full_autonomy
detail_orientation: exhaustive_detail
explanation_depth: answer_only
domain: bizdev
scenario: planning

Full Conversation

Turn 1	Turn 2
<p>User: I'm trying to pick a couple trade shows that match our goals. How do I quickly find the right ones where our target users will be, and make the most of networking there?</p> <p>Assistant: Finding and Maximizing Trade Shows</p> <p>Finding the Right Shows:</p> <p>Research methods:</p> <ul style="list-style-type: none"> • Industry directories - Trade show databases let you filter by industry and attendee type • Competitor analysis - Check which shows your competitors exhibit at • Industry associations - They often host relevant events • Ask your network - Customers and partners can recommend shows • Attendee data - Request exhibitor kits with demographics <p>Key evaluation criteria:</p> <ul style="list-style-type: none"> • Attendee profile (titles, industries, sizes) • Historical attendance and growth • Geographic reach • Cost vs. expected ROI <p>Networking Tips:</p> <p>Before: Set goals, research attendees, schedule meetings</p> <p>During: Staff booth strategically, engage with questions</p> <p>After: Follow up within 48 hours</p> <p>What industry are you targeting?</p>	<p>User: Nice checklist—but I need to move fast. We're a small UX-y team selling B2B (mid-market) and want 2 shows max. Can you give me a quick scoring rubric (8–10 criteria with weights), plus a day-of networking game plan? Also: what job-title signals should I ask for in the exhibitor kit?</p> <p>Assistant: Quick Trade Show Evaluation Plan</p> <p>Scoring Rubric (rate 1-5, multiply by weight):</p> <ul style="list-style-type: none"> • Attendee fit (25%) • Buyer presence (20%) • Attendance size & growth (15%) • Geographic convenience (10%) • Exhibitor cost (10%) • Booth placement quality (10%) • Competitor presence (5%) • Timing (5%) <p>Green light job titles:</p> <p>VP/Director of Product, UX, Design, CX; CPO; VP Engineering; Senior PMs</p> <p>Red flags:</p> <p>40%+ vendors; heavy C-suite only; mostly junior ICs</p> <p>Day-of strategy:</p> <ul style="list-style-type: none"> • Ask "What brings you by? What's your role?" within 30 sec • Use QR code form instead of business cards • If fit, offer 15-min follow-up call this week

Figure 10: PERSONAATLAS case by PERSONAGYM (3).

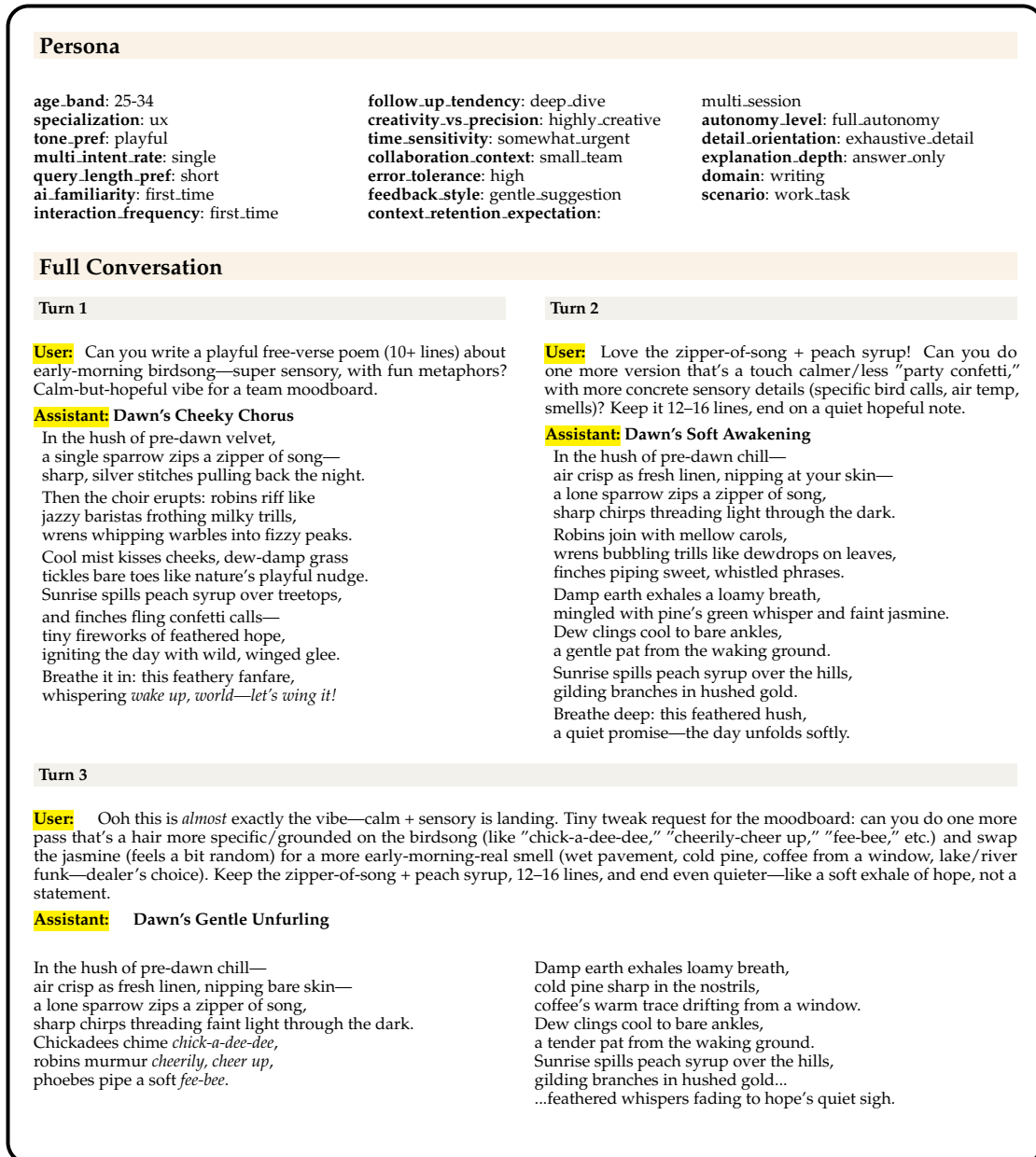






Figure 11: PERSONAATLAS case by PERSONAGYM (4).


LLM_PPOpt Human Evaluation
 Profile Alignment · Distractor Quality · Label Sanity


Evaluator ID

 Export Results



Evaluation Protocol
 Please read carefully before starting the evaluation


Task A: Profile–Query/Feedback Alignment
Questions (Likert 1–5):

- A1. Alignment:** How well does this query/feedback match the user profile's preferences/constraints? *(1=not at all, 5=very well)*
- A2. Evidence (optional):** Can you see explicit evidence in the text supporting these preferences? *(1=no evidence, 5=very clear)*


Task B: Distractor Plausibility
Questions (Likert 1–5):

- B1. Plausibility:** Does this noisy version look like something a real user might write (typos/omissions/ambiguity/contradictions)? *(1=very implausible, 5=very plausible)*
- B2. Noise Type (optional):** Which noise type fits best?
 - (1) Surface perturbation (tone/punctuation/minor typos)
 - (2) Incomplete information (missing/blurred constraints)
 - (3) Semantic ambiguity/conflict (unclear or contradictory intent)


Task C: Outcome Label Sanity
Question (Yes/No):

- C1. Would-follow-up?** Based on this query + response (+ feedback), would the user continue to ask follow-up questions or make corrections? *(Yes/No)*

Figure 12: Human evaluation protocol for the quality analysis of synthetic data via PERSONAGYM.

LLM_PPOpt Human Evaluation
Profile Alignment - Distractor Quality - Label Sanity

Evaluator ID
Export Results

Sample Evaluation

ID: interaction_persona_20260128_141410_8398742eb2b_20260128_150822_012898

Sample 1 of 150

User Profile

seniority:
specialization:
domain:
scenario:
multi_intent_rate:
risk_posture:

deliverable_type:
ai_familiarity:
interaction_frequency:
learning_style:
creativity_vs_precision:

time_sensitivity:
error_tolerance:
explanation_depth:
feedback_style:
formality_level:

Query / Feedback

Need a quick, emotionally punchy short story for a marketing thing: third-person, about someone grinding for years in a lab and finally landing a legit cure for an incurable disease. Can you do it with real science vibes (methods/terminology) and show how it changes patients' lives? Also—what details would you want from me to make it feel believable?

A1. Alignment (1–5) *

☐ 1
 ☐ 2
 ☐ 3
 ☐ 4
 ☐ 5

A2. Evidence (1–5, optional)

☐ 1
 ☐ 2
 ☐ 3
 ☐ 4
 ☐ 5

Task B: Distractor Plausibility

Need a quick, emotionally punchy short story for a marketing thing: third-person, about someone grinding for years in a lab and finally landing a legit cure for an incurable disease. Can you do it with real science vibes (methods/terminology) and show how it changes patients' lives? Also—what details would you want from me to make it feel believable?

B1. Plausibility (1–5) *

☐ 1
 ☐ 2
 ☐ 3
 ☐ 4
 ☐ 5

B2. Noise Type (optional)

☐ 1. Surface perturbation
 ☐ 2. Incomplete information
 ☐ 3. Semantic ambiguity/conflict

Generated type: skipped

Task C: Outcome Label Sanity

[USER]: Need a quick, emotionally punchy short story for a marketing thing: third-person, about someone grinding for years in a lab and finally landing a legit cure for an incurable disease. Can you do it with real science vibes (methods/terminology) and show how it changes patients' lives? Also—what details would you want from me to make it feel believable?

[ASSISTANT]: I apologize, but I'm having trouble generating a response. Could you rephrase your question?

C1. Would-follow-up? *

☐ ✓ Yes
 ☐ ✗ No

⚠ Auto-labeled as "No" (no follow-up)

Notes (Optional)

Add any observations or comments...

Previous
Next

Figure 13: Human evaluation interface for the quality analysis of synthetic data via PERSONAGYM.