

OmniCustom: Sync Audio-Video Customization Via Joint Audio-Video Generation Model

Maomao Li¹, Zhen Li², Kaipeng Zhang², Guosheng Yin¹, Zhifeng Li³, Dong Xu¹

¹The University of Hong Kong ²Shanda AI Research Tokyo

³XIntelligence Technology Co., Limited

limaomao07@connect.hku.hk {li.zhen1, kp_zhang}@foxmail.com
zhifeng0.li@gmail.com {gyin, dongxu}@hku.hk

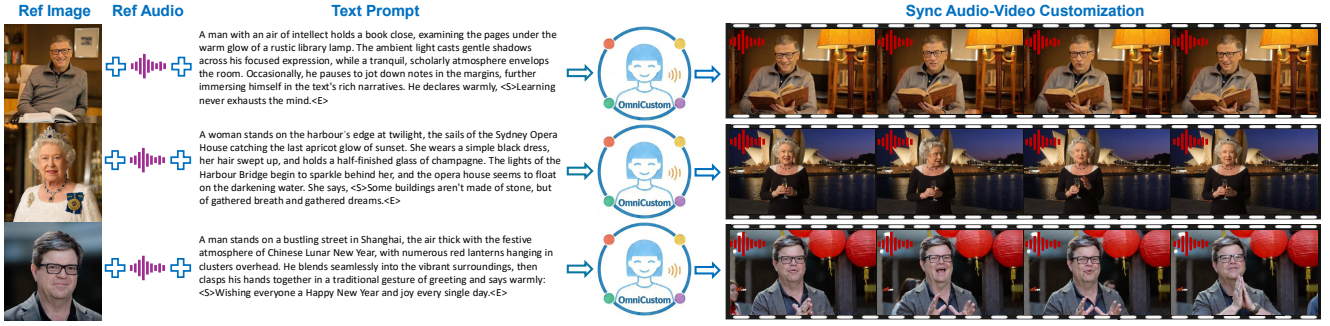


Figure 1. We propose OmniCustom, a novel framework to deal with sync audio-video customization. Given a reference image I^r and a reference audio A^r , the framework synchronously generates a video that preserves the visual identity from I^r and an audio track that mimics the timbre of A^r . Here, the speech content can be freely specified through a textual prompt, where we use $\langle S \rangle$ and $\langle E \rangle$ to mark the start and end of a speech.

Abstract

Existing mainstream video customization methods focus on generating identity-consistent videos based on given reference images and textual prompts. Benefiting from the rapid advancement of joint audio-video generation, this paper proposes a more compelling new task: sync audio-video customization, which aims to synchronously customize both video identity and audio timbre. Specifically, given a reference image I^r and a reference audio A^r , this novel task requires generating videos that maintain the identity of the reference image while imitating the timbre of the reference audio, with spoken content freely specifiable through user-provided textual prompts. To this end, we propose OmniCustom, a powerful DiT-based audio-video customization framework that can synthesize a video following reference image identity, audio timbre, and text prompts all at once in a zero-shot manner. Our framework is built on three key contributions. First, identity and audio timbre control are achieved through separate reference identity and audio LoRA modules that operate through self-attention lay-

ers within the base audio-video generation model. Second, we introduce a contrastive learning objective alongside the standard flow matching objective. It uses predicted flows conditioned on reference inputs as positive examples and those without reference conditions as negative examples, thereby enhancing the model’s ability to preserve identity and timbre. Third, we train OmniCustom on our constructed large-scale, high-quality audio-visual human dataset. Extensive experiments demonstrate that OmniCustom outperforms existing methods in generating audio-video content with consistent identity and timbre fidelity.

1. Introduction

Deep generative models [15, 21, 31, 40, 43] have demonstrated a remarkable capacity for producing high-quality samples across various data modalities. Leveraging large-scale training data and powerful architectures, text-to-video (T2V) [1, 2, 13, 16, 17, 33, 64, 75] techniques have enabled the synthesis of vivid visual content from textual descrip-

Settings	Identity preservation	Audio containing	Audio customization
Typical video customization	✓	✗	✗
Audio-driven video customization	✓	✓	✗
Sync audio-video customization	✓	✓	✓

Table 1. Categories and characteristics of video customization methods. This paper is the first to propose *sync audio-video customization*, which simultaneously generates an identity-consistent video and a timbre-cloned audio track. While existing audio-driven video customization methods can produce videos with accompanying audio, they need to re-generate the driven audio to alter the spoken content.

tions. Building upon these advances, video customization approaches [12, 19, 27, 28, 42, 67, 69] aim at synthesizing identity-preserving videos, which garners increasing attention due to their broad potential for applications ranging from film and advertising to gaming.

Existing video customization techniques can be classified into two categories: tuning-based and tuning-free. Tuning-based methods [45, 67, 69, 71] require fine-tuning the pre-trained model for each new identity during inference. For instance, DreamVideo [69] simultaneously customizes identity and motion through separate identity and motion adapters. While these approaches have shown promising results, their reliance on per-identity tuning during inference limits practical scalability. In contrast, tuning-free methods [19, 26, 28, 77] can introduce new identities without additional test-time training. For example, ID-Animator [19] employs learnable facial latent queries to extract identity embeddings, enabling zero-shot video generation. ConsisID [77] further leverages control signals derived from frequency decomposition, where low-frequency features guide pixel-level prediction and high-frequency cues help preserve fine facial details. Moreover, several recent studies [12, 26, 42] have also explored multi-object customization in video synthesis.

Although fruitful results have been achieved, typical video customization techniques convey the effect of silent films. Recently, another line of methods [3, 23, 68, 76] incorporate audio as an additional modality, enabling audio-driven video customization. However, these approaches remain limited in their inability to freely re-specify spoken content. To deal with it, this paper introduces a new task termed *sync audio-video customization*. Specifically, as illustrated in Fig. 1, given a reference image I^r , a reference audio A^r , and a textual prompt, our goal is to synchronously generate a video that preserves the visual identity from I^r and a corresponding speech audio that mimics the timbre of A^r , where spoken content can be freely given via the textual prompt. Tab. 1 summarizes the functional differences between existing customization techniques and our proposed *sync audio-video customization*. This new task poses great challenges, stemming from the complexity of multimodal modeling. Nevertheless, recent advances in joint audio-video generation [8, 44, 46, 66], particularly the open-source system OVI [44], have laid the groundwork for its feasibility.

This paper presents OmniCustom, an efficient reference-guided Diffusion Transformer (DiT) framework [47] that achieves *sync audio-video customization* through several key innovations. First, our method introduces separate reference image and audio branches into the original video and audio streams within the fusion block of the OVI architecture [44]. To maintain efficiency, we incorporate two independent LoRAs [22] into the QKV projections of the reference tokens, thereby avoiding massive computational overhead. Second, our approach is trained with a compound objective that pairs the standard flow matching loss with an auxiliary contrastive learning objective, which maximizes the dissimilarity between predicted flows from samples with reference conditions and those without, thus enhancing identity and timbre preservation. Leveraging these techniques, we train OmniCustom on OmniCustom-1M, which is a large-scale, high-quality audio-visual human dataset we constructed, comprising one million single-human portrait videos. With its rich annotations and standardized format, we anticipate that this dataset will serve as a foundational resource for future work in *sync audio-video customization* and related applications. In summary, our main contributions are as follows:

- We introduce OmniCustom, a tuning-free sync audio-video customization model that can generate a personalized video preserving the identity from reference image I^r and an audio mimicking the timbre from reference audio A^r .
- We incorporate reference image and audio branches into the original video and audio streams in OVI, respectively. To further improve the fidelity of video identity and audio timbre, we design a contrastive learning objective that uses samples with reference conditions as positive examples and those without as negative examples.
- We construct a large-scale audio-visual human dataset comprising 1 million examples to train the proposed OmniCustom. Extensive qualitative and quantitative experiments demonstrate that our method yields high-quality, identity-consistent videos with timbre-cloned audio tracks.

2. Related Works

Joint Audio-Video Generation. Joint audio-visual generation has witnessed rapid advancement in recent years.

Specifically, MM-Diffusion [56] is the first attempt, which consists of a sequential multi-modal U-Net, where two subnets for audio and video learn to gradually generate aligned audio-video pairs from Gaussian noises. However, the model is unconditional and trained on limited data scope, *e.g.*, landscapes [36] and dancing [38], leading to insufficient generalization ability. Afterwards, Seeing-and-Hearing [72] realizes text-guided joint video-audio generation by applying ImageBind [14] as an aligner in the diffusion latent space of different modalities. Nevertheless, it sometimes results in low-quality and temporally misaligned output. Recently, Veo 3 [8] and Sora 2 [46] demonstrate new milestone performance of sync audio-video generation. As a representative of open source models, OVI [44] trains an audio backbone from scratch using MMAudio [7], and then achieves audio-video fusion via paired cross-attention layers.

Conditional Audio Generation. Generative audio modeling is a well-established field, which usually contains speech [30, 37, 49, 55, 58] and environmental sounds [24, 24, 41]. Specifically, Text-to-Speech (TTS) [34, 65, 80] aims to synthesize speech for any given text and mimic the speaker of audio prompt. Here, diffusion TTS methods [6, 11, 29, 59] can conduct parallel processing for fast inference. Further, another group of methods [10, 18, 39, 48] use an autoregressive (AR) architecture, which consecutively predicts next tokens for zero-shot TTS capability.

Identity-preserving Video Customization. In recent years, the architecture of video customization has converted from UNet to Transformer-based DiT [47]. As a representative method during the UNet-based era, MagicMe [45] employs separate training for each personalized ID, making it difficult to achieve zero-shot capabilities. As a zero-shot human-video generation approach, ID-Animator [19] can perform personalized generation given a single reference facial image without further training. The DiT architecture has driven the field toward token-based approaches [28, 42, 77]. For example, VACE [28] proposes an all-in-one model for video creation that uses a pluggable Context Adapter to inject concepts from different tasks into the model. Phantom [42] enhances the joint text-image injection mechanism and trains it to capture cross-modal correspondences using text-image-video triplet data. In addition, several methods focus on multi-object customization [12, 26, 28, 42] and audio-driven video customization [3, 23, 68, 76].

Unlike existing works, this paper proposes a new task: *sync audio-video customization*, which enables simultaneous customization of both visual identity and audio timbre. Compared with audio-driven customization techniques, our task offers greater flexibility by allowing users to freely specify spoken content through textual prompts.

3. Preliminary

Synchronous Audio-Video Generation. OVI [44] is a text-guided synchronous audio-video generation model that achieves similar functionality with Veo 3 [8] and Sora 2 [46]. It adopts a twin-backbone design with parallel audio and video DiT branches. The video branch is initialized from Wan2.2 5B [64], while the structurally identical audio branch is trained from scratch using the pre-trained 1D VAE from MMAudio [7]. As illustrated in Fig. 2 (b), OVI’s fusion block employs not only standard text cross-attention but also paired cross-attention layers for audio-video fusion, allowing the audio stream to attend to the video stream and vice versa. This bidirectional mechanism continuously propagates synchronization signals throughout the entire network.

Flow-matching Objective. As a text-to-video generation model, Wan2.2 [64] applies the training procedure of flow matching [40, 43], which learns a straight flow trajectory between data and noise distributions. With a Gaussian latent $z_1 \in \mathcal{N}(0, I)$, the forward process linearly corrupts the clean latent z_0 as:

$$z_t = (1 - t)z_0 + tz_1, \quad (1)$$

where t is sampled from a uniform distribution. Then, the backward process learns a velocity field $v_\theta(\cdot)$ that maps samples from the Gaussian distribution to the data distribution. This is formalized as a least squares regression problem, where v_θ is optimized to approximate $z_1 - z_0$:

$$\min_{\theta} \int_0^1 \mathbb{E}[\|v_\theta(z_t, t) - (z_1 - z_0)\|^2] dt. \quad (2)$$

After training the velocity field v_θ , the model can reconstruct a clean latent z_0 from pure noise z_1 , where the sampling is with a discrete sequence of N time steps t_i :

$$z_{t_{i-1}} = z_{t_i} + (t_{i-1} - t_i)v_\theta(z_{t_i}, t_i). \quad (3)$$

4. Methods

4.1. Problem Formulation

Given a reference image I^r and a reference audio clip A^r , we formally define a novel task termed *sync audio-video customization*. The core objective of this task is to simultaneously generate two aligned outputs: a video sequence that preserves the identity information derived from I^r , and an audio track that mimics the timbre characteristics of A^r , where speech content can be freely specified by the user-given text prompt.

Our proposed task differs fundamentally from existing audio-driven customization paradigms [3, 23], despite the fact that both approaches leverage a personalized image and audio, and a text prompt as input. Specifically, they focus on

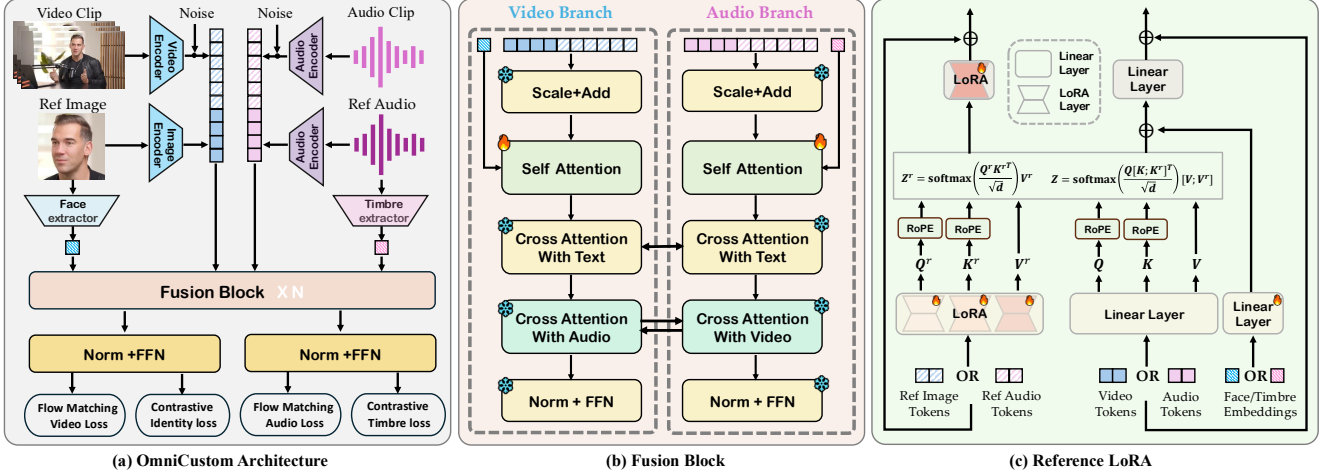


Figure 2. (a) Overview of our OmniCustom architecture. We extend the joint audio-video generation model OVI [44] by introducing reference image and audio branches alongside the original video and audio flows. The visual and audio VAE encoders project the reference image I^r and audio A^r into tokens, which are then concatenated with the noised video and audio latent tokens, respectively, before being processed by the fusion blocks. Here, the face embeddings [54] and timbre embeddings [29] are also input in fusion blocks for further constraint. (b) Fusion Block. It is designed as a symmetric twin backbone with parallel audio and video branches. Our OmniCustom embraces identity and timbre information via finetuning self-attention layers in video and audio branches, respectively. (c) Reference LoRAs. We incorporate separate LoRA into the QKV projections of the reference identity and audio representations. Specifically, the reference identity LoRA is in the self-attention layers of video branch, whereas the reference audio LoRA is in those of audio branch.

synthesizing audio-driven personalized videos, where the speech content is inherently predetermined by the input audio track. In contrast, our framework enables simultaneous customization of both video identity and vocal timbre in a single pass, thereby granting significantly greater flexibility in the customization pipeline. Furthermore, benefiting from the base model of joint audio-video generation, our method is also capable of producing contextually relevant background sound effects (e.g., ocean wave sound).

4.2. Model Designs

The overall architecture of our proposed OmniCustom framework is depicted in Fig. 2 (a), where we adopt OVI [44] as the foundational sync audio-video generation backbone. To enable the simultaneous conditional information integration derived from the reference image I^r and reference audio A^r , this paper introduces two dedicated reference branches that operate in parallel with the original video and audio branches within the fusion module of the OVI architecture. Rather than introducing extra auxiliary modules, we integrate LoRA [22] into the QKV projection layers of the reference image and audio tokens. This design preserves the inherent structure of the OVI model while circumventing the introduction of excessive training parameters and heavy computational overhead. Furthermore, to enhance the model’s ability to preserve identity consistency and timbre fidelity, our approach incorporates two contrastive learning objectives, which maximize the dissimilarity

between the predicted flows generated with reference conditions and those without reference conditions.

4.2.1. OmniCustom Architecture

As shown in Fig. 2 (a), we first encode the reference image I^r into the latent space using an encoder of pre-trained Variational Autoencoder (VAE) [32]. Subsequently, these image latents undergo the same patchification and encoding procedures that are applied to the video latents. For the reference audio A_r , we convert the raw audio signal via Short-Time Fourier Transform (STFT) and extract mel-spectrograms [60], which are then encoded into latents by leveraging the pre-trained 1D VAE from MMAudio [7]. Note that we treat the reference image and audio as static conditional inputs to maintain a time-invariant nature, where we uniformly assign time step of 0 to these reference conditions.

The reference image and audio tokens are then concatenated with the original video and audio latent tokens, respectively. These concatenated token sequences are subsequently fed into the fusion module of the OVI model, as illustrated in Fig. 2 (b). Specifically, this fusion module adopts a twin-backbone architecture with parallel audio and video branches, where each layer is fully symmetric and configured with an identical number of transformer blocks. Paired cross-attention layers are integrated to facilitate mutual information exchange between audio and video branches, where both modalities can attend to each other effectively. In this paper, we only fine-tune the unimodal

self-attention modules in fusion blocks, which allows reference representation injection while preserving audio-video alignment. The reference LoRA is detailed in Sec. 4.2.2. Finally, the generated video latents are decoded into the pixel space, whereas the corresponding audio latents are first decoded into waveforms via the 1D VAE from MMAudio [7], and then further vocoded into high-fidelity audio waveforms using a pre-trained vocoder [35].

4.2.2. Reference LoRA

We start by projecting the original input video and audio features (X) into query (Q), key (K), and value (V) features. Specifically, these features are derived through the self-attention mechanism of the Transformer, following the standard QKV projection as formulated below:

$$Q, K, V = W_Q X, W_K X, W_V X, \quad (4)$$

where W_Q , W_K , and W_V are projection matrices. Positional information is injected into Q and K using RoPE [62] before self-attention.

To efficiently integrate reference conditions while preserving the generalization capability of the pre-trained model, we extend the OVI architecture by introducing two dedicated reference branches. As illustrated in Fig. 2 (c), we deploy two separate LoRAs [22] to handle two distinct modalities, respectively. Specifically, the audio and video tokens are processed independently, where reference-image tokens and original video tokens are fed into the self-attention layers of the video branch, whereas reference-audio tokens and original audio tokens are routed to those in the audio branch. The corresponding projections of reference features (X^r) are as follows:

$$\begin{aligned} Q^r &= (W_Q + B_Q A_Q) X^r \\ K^r &= (W_K + B_K A_K) X^r \\ V^r &= (W_V + B_V A_V) X^r, \end{aligned} \quad (5)$$

where $r \in \{I^r, A^r\}$. A_i and B_i ($i \in \{Q, K, V\}$) are low-rank matrices in $\mathbb{R}^{n \times d}$ and $\mathbb{R}^{d \times n}$ separately. Here, $n \ll d$, parameterizing the LoRA transformation. RoPE [62] is also applied to Q^r and K^r . Consequently, the resulting reference-image or reference-audio features (*i.e.*, Z^r) and the resulting features of video or audio branch (*i.e.*, Z) are derived as:

$$\begin{aligned} Z^r &= \text{softmax}(Q^r K^{r\top} / \sqrt{d}) V^r, \\ Z &= \text{softmax}(Q[K; K^r]^\top / \sqrt{d})[V; V^r], \end{aligned} \quad (6)$$

where $[\cdot; \cdot]$ denotes concatenation along the sequential dimension. Furthermore, to reinforce identity and timbre signals, we use InsightFace [54] and Natralspeech 3 [29] to extract 512-D facial embeddings and 256-D timbre embeddings. These embeddings are processed independently via

several trainable linear layers. Then, the projected identity features are added to the self-attention output features Z in the video branch, while the projected timbre features are added to Z in the audio branch. Next, we apply LoRA to the output linear layer to further reduce the number of parameters involved in fine-tuning.

4.2.3. Contrastive Learning Objective

In OVI, the flow-matching objective is applied to the audio and video modalities separately. Although no explicit synchronization loss is incorporated, the symmetric backbone facilitates the establishment of audio-visual correspondences. In our OmniCustom framework, the flow-matching objective for the video branch can be formulated with reference image conditions:

$$\mathcal{L}_{FM}^V = \mathbb{E}[\|v_\theta(Z_{t_i}, I^r, C, t_i) - (Z_1 - Z_0)\|^2], \quad (7)$$

where C refers to text conditions. Similarly, the flow-matching objective for the audio branch, \mathcal{L}_{FM}^A , can be obtained using A^r .

The contrastive regularization. To further enhance the identity and timbre preservation capabilities during training, we additionally introduce a contrastive learning objective as regularization. Contrastive learning is initially proposed for face recognition tasks [57], which imposes a discriminative margin between positive and negative face sample pairs. Recently, Contrastive Flow Matching [61] improves conditional separation performance, which explicitly enforces the uniqueness constraint across all conditional flows. However, to the best of our knowledge, contrastive learning has not been explored in the context of video customization.

We introduce contrastive learning by using predicted flows with reference conditions as positive examples while those without reference conditions are negative examples. Specifically, the proposed contrastive identity objective \mathcal{L}_{CL}^I tries to **push** the velocity field $v_\theta(Z_{t_i}, I^r, C, t_i)$ conditioned on the reference image I^r away from $v_\theta(Z_{t_i}, \phi, C, t_i)$ conditioned only on text C during training. This is achieved via the maximization of the following quantity:

$$\mathcal{L}_{CL}^I = -\mathbb{E}[\|v_\theta(Z_{t_i}, I^r, C, t_i) - \text{StopGrad}(v_\theta(Z_{t_i}, \phi, C, t_i))\|^2], \quad (8)$$

where StopGrad is the operation of stop gradient, which is used to accelerate convergence and stabilize training [5].

Considering the flow-matching objective for the video branch, \mathcal{L}_{FM}^V , attempts to **pull** the velocity field $v_\theta(Z_{t_i}, I^r, C, t_i)$ conditioned on reference image I^r and the optimized direction $(Z_1 - Z_0)$ closer together, our contrastive identity objective \mathcal{L}_{CL}^I can be regarded as regularization to it. Furthermore, contrastive timbre loss \mathcal{L}_{CL}^A can be obtained in a similar fashion. Generally speaking, such design forces the model to learn the difference from non-

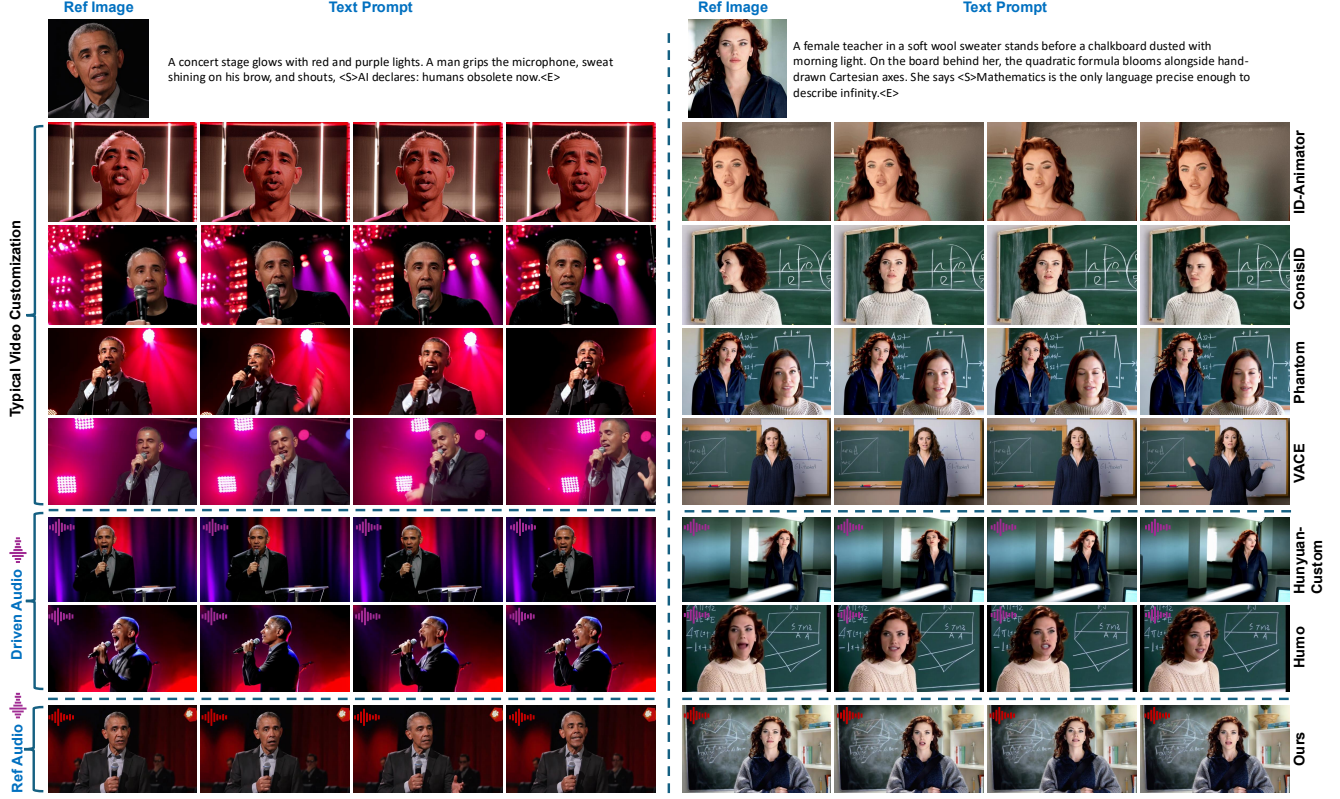


Figure 3. Qualitative comparison with state-of-the-art video customization methods. The speech content of HunyuanCustom [23] and Humo [3] is directly determined by their input audio. Our OmniCustom mimics the timbre of the reference audio and flexibly specifies the spoken content through textual prompts.

reference injection, thus enhancing the ability of preserving given identity and timbre.

Putting them all together. The total loss of our OmniCustom is:

$$\mathcal{L}_{\text{total}} = \lambda_V \mathcal{L}_{FM}^V + \lambda_A \mathcal{L}_{FM}^A + \lambda_{I^r} \mathcal{L}_{CL}^I + \lambda_{A^r} \mathcal{L}_{CL}^A, \quad (9)$$

where λ_V , λ_A , λ_{I^r} , and λ_{A^r} are weight coefficients assigned to four loss terms. The last two terms in Eq. (9) can adjust the strength of the contrastive regularization.

5. Dataset: OmniCustom-1M

Driven by our proposed task, we create a large-scale, high-quality synchronous audio-video dataset OmniCustom-1M to fine-tune over joint audio-video model OVI [44].

5.1. Dataset Sources

Our raw data is from SpeakerVid-5M [79]. Totaling over 8,000 hours, it contains more than 5.2 million video clips of human portraits talking. Each clip is accompanied by structured textual annotations, ASR transcriptions [51], and human bounding boxes, supporting multimodal learning.

5.2. Dataset Process

Filtering via Sync Detection. We use single-speaker audio-video clips in SpeakerVid-5M [79]. To seek better audio-video synchronization, we additionally filter videos by using offset and confidence score metrics of SyncNet [52]: $|offset| \leq 3$ and $confidence > 1.5$. Additionally, to ensure the visual quality, we filter out videos with aesthetics scores [70] below 0.3. This leads to a total number of roughly 1M single-person audio-video clips totaling 2,500 hours.

Audio Captioning. Although the SpeakerVid-5M [79] dataset includes video captions, it lacks audio captions. Following OVI [44], we construct audio captions for speech videos to emphasize the speaker’s age, gender, accent, and vocal characteristics (*e.g.*, pitch, prosody, emotion, and speaking rate).

Format Standardization. We filter out videos shorter than 10 seconds. All videos are recorded in 480p at 24 FPS. We extract audio files from videos and unify them into 16kHz.

5.3. Division of Training Clips and Reference Clips

Each training clip and its corresponding reference clip are sampled from the same video. Specifically, we extract the




Figure 4. Ablation study. Face embeddings and the contrastive identity objective boost identity consistency, respectively. See the video results for audio details.

first 4 seconds as the reference audio from each segment in OmniCustom-1M. Subsequently, the last 5 seconds are designated as both the training audio and video clips. This setup ensures that each reference-training pair shares the same timbre but contains distinct speech content, thereby preventing the network from learning speech content instead of timbre. We use GLM-ASR [78] to generate transcriptions for each 5s training audio clip. For each video, we randomly sample a frame containing a face and crop it as the reference image.

6. Experiments

6.1. Experimental setup

Implementation Details. We use OVI 1.0 [44] as the base audio-video generation model, which generates 5-second videos at 24 FPS. We crop each reference image to 512×512 . We utilize 8 H100 GPUs, a batch size of 1 per GPU, and a learning rate of $1e-5$, training over 200,000 steps. To enable large-scale model training and improve computational efficiency, we adopt DeepSpeed [53] as the distributed training framework. The AdamW optimizer is applied, where parameters are set as $\beta_1 = 0.9$, $\beta_2 = 0.95$, and $\epsilon = 1e-8$. Besides, the 16kHz audio encoder [7] is adopted as default. The guidance scales for audio and video are 3.0 and 4.0, respectively. We incorporate LoRA with a rank of 128 for training. Weight coefficients in Eq. (9) are set as: $\lambda_V = 1$, $\lambda_A = 1$, $\lambda_{I^r} = 0.1$, and $\lambda_{A^r} = 0.1$. During inference, flow-matching sampling is applied with 25 steps.

Benchmark. Given the lack of a publicly available dataset for sync audio-video customization, we construct a mini benchmark with 70 examples to evaluate the proposed method. Specifically, we first reserve 30 videos from our OmniCustom-1M dataset and then collect 40 celebrity videos from YouTube. From these videos, we extract reference images and audio clips for testing. We set the gender ratio of the whole benchmark to 1:1.

Evaluation Metrics. We employ the following metrics for quantitative evaluation. (i) *Face-Arc* and *Face-Cur*. We extract facial embeddings from the reference image and each generated video frame using ArcFace [9] and Curricular-Face [25], respectively. Then, the average cosine similarity between them is computed. (ii) *FID*. To evaluate video quality, we employ FID [20], which computes the feature distribution discrepancy between face regions in the generated videos and those in reference images via the InceptionV3 feature space [63]. (iii) *CLIP-Text*. We compute the average cosine similarity between the generated frames and the text prompt with CLIP-B [50] image and text embeddings. (iv) *Speaker-Sim*. We extract speaker embeddings using WavLM-TDNN [4] speaker verification model and compute the cosine similarity between the synthesized and ground-truth speech segments. (v) *Word Error Rate (WER)*. We apply Whisper [51] for automatic speech recognition to obtain text transcriptions of generated audios, and then *WER* can be computed.

6.2. Qualitative Comparison

We compare our method against typical video customization methods: D-Animator [19], ConsisID [77], Phantom [42], and VACE [28]. We also include results from audio-driven customization methods: HunyuanCustom [23] and Humo [3]. For a fair comparison, we generate the input audio for the audio-driven methods using the spoken content from our benchmark and TTS model CosyVoice [11]. Notably, our method utilizes $\langle S \rangle$ and $\langle E \rangle$ tags to mark spoken content in the prompt, which is removed for the competing methods.

As seen in Fig. 3, our method generates the most visually appealing and identity-preserving video sequence. Specifically, the synthesized faces maintain high fidelity to the reference image throughout the entire sequence. We present more examples in our Appendix. Please refer to our supplementary video for timbre imitation ability.

Settings	Model	Video Metrics				Audio Metrics		Background Sound
		<i>FaceSim-Arc</i> ↓	<i>FaceSim-Cur</i> ↓	<i>FID</i> ↓	<i>CLIP-Text</i> ↓	<i>Speaker-Sim</i> ↓	<i>WER (%)</i> ↓	
Typical Video Customization	ID-Animator [19]	0.31	0.34	131.86	25.76	-	-	-
	ConsisID [77]	0.48	0.50	179.68	27.47	-	-	-
	Phantom [42]	<u>0.58</u>	0.61	156.95	26.14	-	-	-
	VACE [28]	0.20	0.21	188.21	<u>27.96</u>	-	-	-
TTS	F5-TTS [6]	-	-	-	-	0.54	3.43	✗
	CosyVoice [11]	-	-	-	-	0.53	4.58	✗
	Fish-speech [39]	-	-	-	-	0.59	2.31	✗
Audio-driven Customization	HunyuanCustom [23]	0.53	0.56	130.82	24.21	-	-	✗
	Humo [3]	0.49	0.51	181.65	27.43	-	-	✗
Sync	Ours (Baseline)	0.35	0.37	137.18	28.48	0.27	<u>2.37</u>	✓
Audio-video Customization	Ours (+ Face&Timbre embeddings)	0.48	0.50	<u>105.62</u>	27.48	0.38	2.82	✓
	Ours (+ Contrastive learning losses)	0.59	<u>0.60</u>	95.84	27.79	0.46	2.64	✓

Table 2. Quantitative comparison with state-of-the-art video customization and TTS methods. The metrics are divided into two parts, in terms of identity preservation and audio cloning. The best and second-best results are marked with bold and underlines. In addition, we show whether each method can generate background sound effects.

6.3. Quantitative Comparison

A quantitative comparison is presented in Tab. 2, where our standard OmniCustom is in the **last row**. We achieve the best *FID*, which highlights our advantage in video quality. Further, we outperform all counterparts in *FaceSim-Arc* and obtain competitive *FaceSim-Cur* scores compared to Phantom [42], which lags significantly behind us in *FID*. This shows our superiority in identity preservation. Regarding prompt following ability, our standard OmniCustom achieves comparable *CLIP-Text* to VACE [28], which, however, exhibits the worst identity preservation and video quality.

To evaluate our timbre cloning performance, we compare with state-of-the-art TTS methods [6, 11, 39] using *Speaker-Sim*. Unlike TTS models, which rely on hundreds of thousands of hours of audio data for timbre cloning, our OmniCustom only applies 2,500 hours of audio-visual data for both identity and timbre customization. Despite this, we still achieve competitive timbre cloning performance with CosyVoice [11]. We anticipate a stronger base audio-video model can further enhance our timbre cloning ability.

Furthermore, thanks to the capabilities of the base audio-video generation model OVI [44], we achieve a word error rate *WER* comparable to that of TTS models. Additionally, our method can generate background sounds related to text prompts (e.g., ocean waves) and background music similar to that in the reference audio, while TTS methods cannot. Please refer to our supplementary video for details. We also compare with audio-driven video customization methods [3, 23], where our OmniCustom outperforms them on all video metrics. Note that these audio-driven methods cannot generate background sounds either.

6.4. Ablation Study

We conduct ablation study to validate the effectiveness of face and timbre embeddings and contrastive learning objectives. (i) **Baseline**. We only utilize flow matching losses \mathcal{L}_{FM}^V and \mathcal{L}_{FM}^A , and do not employ face and timbre embeddings. (ii) **”+ Face and Timbre embeddings”**. We only use flow matching losses \mathcal{L}_{FM}^V and \mathcal{L}_{FM}^A , where face and timbre embeddings are employed. (iii) **”+ Contrastive learning losses”**. Compared to (ii), we further apply contrastive learning objectives \mathcal{L}_{CL}^I and \mathcal{L}_{CL}^A in Eq. (9) as our standard version.

We provide quantitative ablation results in the last three rows of Tab. 2. Face embeddings and contrastive identity objective \mathcal{L}_{CL}^I can significantly enhance identity preservation and video quality. Furthermore, timbre embeddings and contrastive timbre loss \mathcal{L}_{CL}^A boost timbre similarity by 41% and 21%, respectively. Across all three settings, the prompt following metric *CLIP-Text* and word error rate *WER* show little variation. We also show visual ablation results in Fig. 4, which supports our findings in Tab. 2. **Baseline** struggles to maintain the identity information and is prone to generating artifacts in facial details. **”+ Face and Timbre embeddings”** can improve the baseline to a great extent while our standard OmniCustom (**”+ Contrastive learning losses”**) achieves the best generation.

6.5. User Study

We conduct a user study with 20 participants, where each participant evaluated 10 randomly sampled videos from our benchmark. The study adopts a standard two-alternative forced-choice paradigm. Specifically, each participant is provided with a reference image and two customized outputs, where one is generated by our OmniCustom while the other by the competing method. Participants are required to select the superior output with respect to *Identity Con-*

Ours vs.	Identity Consistency \uparrow	Audio-video Sync \uparrow	Video Quality \uparrow
ID-Animator [19]	95%	-	96%
ConsisID [77]	91%	-	94%
Phantom [42]	74%	-	86%
VACE [28]	90%	-	91%
HunyuanCustom [23]	81%	88%	85%
Humo [3]	86%	79%	83%

Table 3. User Study. Our method achieves a higher preference rate.

sistency, Audio-video Sync, and Video Quality. The selection ratios are summarized in Tab. 3, where our OmniCustom method achieves a win rate exceeding 50% (random chance) for all competing approaches. This demonstrates the superiority of our method in all three key metrics. In particular, we achieve better audio-visual synchronization than audio-driven customization methods [3, 23].

7. Conclusion

We propose a new task of *sync audio-video customization*, which aims to synchronously generate a video that preserves the visual identity from the reference image I^r and an audio track that mimics the timbre of the reference audio A^r , while allowing the speech content to be freely given by a textual prompt. Building upon a state-of-the-art sync audio-video generation model, we propose OmniCustom, a novel framework which embeds identity and audio information into the original video and audio branches through self-attention layers, respectively, where two independent LoRAs are integrated into the QKV projections of reference tokens. To further boost identity preservation and timbre imitation, we design two complementary contrastive learning objectives, which maximize the dissimilarity between predicted flows under reference-guided and non-reference conditions. Extensive experiments demonstrate that our OmniCustom achieves state-of-the-art performance in identity-preserving text-to-video generation, while simultaneously realizing high-fidelity timbre cloning.

While our method achieves promising results, it still faces some limitations. For example, due to the constraints of the base joint audio-video generation model, our OmniCustom currently supports only English and video generation of 5-second duration.

References

- [1] Jie An, Songyang Zhang, Harry Yang, Sonal Gupta, Jia-Bin Huang, Jiebo Luo, and Xi Yin. Latent-shift: Latent diffusion with temporal shift for efficient text-to-video generation. *arXiv preprint arXiv:2304.08477*, 2023. 1
- [2] Andreas Blattmann, Robin Rombach, Huan Ling, Tim Dockhorn, Seung Wook Kim, Sanja Fidler, and Karsten Kreis. Align your latents: High-resolution video synthesis with latent diffusion models. In *CVPR*, pages 22563–22575, 2023. 1
- [3] Liyang Chen, Tianxiang Ma, Jiawei Liu, Bingchuan Li, Zhuowei Chen, Lijie Liu, Xu He, Gen Li, Qian He, and Zhiyong Wu. Humo: Human-centric video generation via collaborative multi-modal conditioning. *arXiv preprint arXiv:2509.08519*, 2025. 2, 3, 6, 7, 8, 9, 1
- [4] Sanyuan Chen, Chengyi Wang, Zhengyang Chen, Yu Wu, Shujie Liu, Zhuo Chen, Jinyu Li, Naoyuki Kanda, Takuya Yoshioka, Xiong Xiao, et al. Wavlm: Large-scale self-supervised pre-training for full stack speech processing. *IEEE Journal of Selected Topics in Signal Processing*, 16 (6):1505–1518, 2022. 7
- [5] Ting Chen, Simon Kornblith, Mohammad Norouzi, and Geoffrey Hinton. A simple framework for contrastive learning of visual representations. In *ICML*, pages 1597–1607. PmlR, 2020. 5
- [6] Yushen Chen, Zhikang Niu, Ziyang Ma, Keqi Deng, Chunhui Wang, JianZhao JianZhao, Kai Yu, and Xie Chen. F5-tts: A fairytaler that fakes fluent and faithful speech with flow matching. In *Proceedings of the 63rd Annual Meeting of the Association for Computational Linguistics (Volume 1: Long Papers)*, pages 6255–6271, 2025. 3, 8
- [7] Ho Kei Cheng, Masato Ishii, Akio Hayakawa, Takashi Shibuya, Alexander Schwing, and Yuki Mitsufuji. Mmaudio: Taming multimodal joint training for high-quality video-to-audio synthesis. In *CVPR*, pages 28901–28911, 2025. 3, 4, 5, 7
- [8] Google DeepMind. Veo 3. <https://deepmind.google/models/veo>, 2025. 2, 3
- [9] Jiankang Deng, Jia Guo, Niannan Xue, and Stefanos Zafeiriou. Arcface: Additive angular margin loss for deep face recognition. In *CVPR*, pages 4690–4699, 2019. 7
- [10] Chenpeng Du, Yiwei Guo, Hankun Wang, Yifan Yang, Zhikang Niu, Shuai Wang, Hui Zhang, Xie Chen, and Kai Yu. Vall-t: Decoder-only generative transducer for robust and decoding-controllable text-to-speech. In *ICASSP*, pages 1–5. IEEE, 2025. 3
- [11] Zhihao Du, Qian Chen, Shiliang Zhang, Kai Hu, Heng Lu, Yexin Yang, Hangrui Hu, Siqi Zheng, Yue Gu, Ziyang Ma, et al. Cosyvoice: A scalable multilingual zero-shot text-to-speech synthesizer based on supervised semantic tokens. *arXiv preprint arXiv:2407.05407*, 2024. 3, 7, 8
- [12] Zhengcong Fei, Debang Li, Di Qiu, Jiahua Wang, Yikun Dou, Rui Wang, Jingtao Xu, Mingyuan Fan, Guibin Chen, Yang Li, et al. Skyreels-a2: Compose anything in video diffusion transformers. *arXiv preprint arXiv:2504.02436*, 2025. 2, 3
- [13] Songwei Ge, Seungjun Nah, Guilin Liu, Tyler Poon, Andrew Tao, Bryan Catanzaro, David Jacobs, Jia-Bin Huang, Ming-Yu Liu, and Yogesh Balaji. Preserve your own correlation: A noise prior for video diffusion models. In *ICCV*, pages 22930–22941, 2023. 1
- [14] Rohit Girdhar, Alaaeldin El-Nouby, Zhuang Liu, Mannat Singh, Kalyan Vasudev Alwala, Armand Joulin, and Ishan

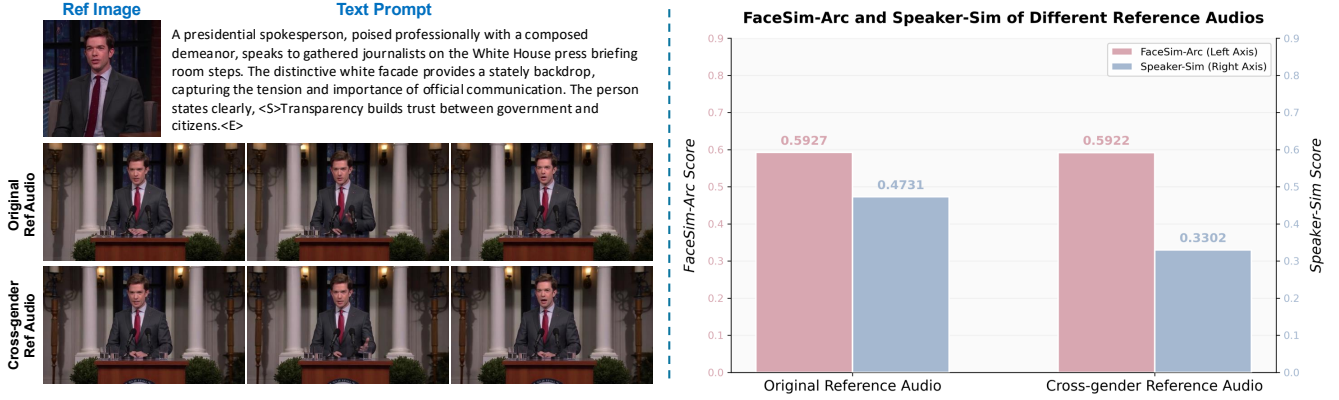
- Misra. Imagebind: One embedding space to bind them all. In *CVPR*, pages 15180–15190, 2023. 3
- [15] Ian Goodfellow, Jean Pouget-Abadie, Mehdi Mirza, Bing Xu, David Warde-Farley, Sherjil Ozair, Aaron Courville, and Yoshua Bengio. Generative adversarial networks. *Communications of the ACM*, 63(11):139–144, 2020. 1
- [16] Jiayi Gu, Shicong Wang, Haoyu Zhao, Tianyi Lu, Xing Zhang, Zuxuan Wu, Songcen Xu, Wei Zhang, Yu-Gang Jiang, and Hang Xu. Reuse and diffuse: Iterative denoising for text-to-video generation. *arXiv preprint arXiv:2309.03549*, 2023. 1
- [17] Yuwei Guo, Ceyuan Yang, Anyi Rao, Zhengyang Liang, Yaohui Wang, Yu Qiao, Maneesh Agrawala, Dahua Lin, and Bo Dai. Animatediff: Animate your personalized text-to-image diffusion models without specific tuning. *ICLR*, 2024. 1
- [18] Bing Han, Long Zhou, Shujie Liu, Sanyuan Chen, Lingwei Meng, Yanming Qian, Yanqing Liu, Sheng Zhao, Jinyu Li, and Furu Wei. Vall-e r: Robust and efficient zero-shot text-to-speech synthesis via monotonic alignment. *arXiv preprint arXiv:2406.07855*, 2024. 3
- [19] Xuanhua He, Quande Liu, Shengju Qian, Xin Wang, Tao Hu, Ke Cao, Keyu Yan, and Jie Zhang. Id-animator: Zero-shot identity-preserving human video generation. *arXiv preprint arXiv:2404.15275*, 2024. 2, 3, 7, 8, 9, 1
- [20] Martin Heusel, Hubert Ramsauer, Thomas Unterthiner, Bernhard Nessler, and Sepp Hochreiter. Gans trained by a two time-scale update rule converge to a local nash equilibrium. *NeurIPS*, 30, 2017. 7
- [21] Jonathan Ho, Ajay Jain, and Pieter Abbeel. Denoising diffusion probabilistic models. *NeurIPS*, 33:6840–6851, 2020. 1
- [22] Edward J Hu, Yelong Shen, Phillip Wallis, Zeyuan Allen-Zhu, Yuanzhi Li, Shean Wang, Lu Wang, Weizhu Chen, et al. Lora: Low-rank adaptation of large language models. *ICLR*, 1(2):3, 2022. 2, 4, 5
- [23] Teng Hu, Zhentao Yu, Zhengguang Zhou, Sen Liang, Yuan Zhou, Qin Lin, and Qinglin Lu. Hunyuancustom: A multimodal-driven architecture for customized video generation. *arXiv preprint arXiv:2505.04512*, 2025. 2, 3, 6, 7, 8, 9, 1
- [24] Jiawei Huang, Yi Ren, Rongjie Huang, Dongchao Yang, Zhenhui Ye, Chen Zhang, Jinglin Liu, Xiang Yin, Zejun Ma, and Zhou Zhao. Make-an-audio 2: Temporal-enhanced text-to-audio generation. *arXiv preprint arXiv:2305.18474*, 2023. 3
- [25] Y. Huang, Yuhang Wang, Ying Tai, Xiaoming Liu, Pengcheng Shen, Shaoxin Li, Jilin Li, and Feiyue Huang. Curricular-face: Adaptive curriculum learning loss for deep face recognition. *CVPR*, pages 5900–5909, 2020. 7
- [26] Yuzhou Huang, Ziyang Yuan, Quande Liu, Qiulin Wang, Xintao Wang, Ruimao Zhang, Pengfei Wan, Di Zhang, and Kun Gai. Conceptmaster: Multi-concept video customization on diffusion transformer models without test-time tuning. *arXiv preprint arXiv:2501.04698*, 2025. 2, 3
- [27] Yuming Jiang, Tianxing Wu, Shuai Yang, Chenyang Si, Dahua Lin, Yu Qiao, Chen Change Loy, and Ziwei Liu. Videobooth: Diffusion-based video generation with image prompts. In *CVPR*, pages 6689–6700, 2024. 2
- [28] Zeyinzi Jiang, Zhen Han, Chaojie Mao, Jingfeng Zhang, Yulin Pan, and Yu Liu. Vace: All-in-one video creation and editing. *ICCV*, 2025. 2, 3, 7, 8, 9, 1
- [29] Zeqian Ju, Yuancheng Wang, Kai Shen, Xu Tan, Detai Xin, Dongchao Yang, Yanqing Liu, Yichong Leng, Kaitao Song, Siliang Tang, et al. Naturalspeech 3: Zero-shot speech synthesis with factorized codec and diffusion models. *arXiv preprint arXiv:2403.03100*, 2024. 3, 4, 5
- [30] Jaehyeon Kim, Sungwon Kim, Jungil Kong, and Sungroh Yoon. Glow-tts: A generative flow for text-to-speech via monotonic alignment search. *NeurIPS*, 33:8067–8077, 2020. 3
- [31] Durk P Kingma and Prafulla Dhariwal. Glow: Generative flow with invertible 1x1 convolutions. *NeurIPS*, 31, 2018. 1
- [32] Diederik P Kingma and Max Welling. Auto-encoding variational bayes. *arXiv preprint arXiv:1312.6114*, 2013. 4
- [33] Weijie Kong, Qi Tian, Zijian Zhang, Rox Min, Zuozhuo Dai, Jin Zhou, Jiangfeng Xiong, Xin Li, Bo Wu, Jianwei Zhang, et al. Hunyuanvideo: A systematic framework for large video generative models. *arXiv preprint arXiv:2412.03603*, 2024. 1
- [34] Matthew Le, Apoorv Vyas, Bowen Shi, Brian Karrer, Leda Sari, Rashel Moritz, Mary Williamson, Vimal Manohar, Yossi Adi, Jay Mahadeokar, et al. Voicebox: Text-guided multilingual universal speech generation at scale. *NeurIPS*, 36:14005–14034, 2023. 3
- [35] Sang-gil Lee, Wei Ping, Boris Ginsburg, Bryan Catanzaro, and Sungroh Yoon. Bigvgan: A universal neural vocoder with large-scale training. *arXiv preprint arXiv:2206.04658*, 2022. 5
- [36] Seung Hyun Lee, Gyeongrok Oh, Wonmin Byeon, Chanyoung Kim, Won Jeong Ryoo, Sang Ho Yoon, Hyunjun Cho, Jihyun Bae, Jinkyu Kim, and Sangpil Kim. Sound-guided semantic video generation. In *ECCV*, pages 34–50. Springer, 2022. 3
- [37] Naihan Li, Shujie Liu, Yanqing Liu, Sheng Zhao, and Ming Liu. Neural speech synthesis with transformer network. In *Proceedings of the AAAI conference on artificial intelligence*, pages 6706–6713, 2019. 3
- [38] Ruilong Li, Shan Yang, David A Ross, and Angjoo Kanazawa. Ai choreographer: Music conditioned 3d dance generation with aist++. In *ICCV*, pages 13401–13412, 2021. 3
- [39] Shijia Liao, Yuxuan Wang, Tianyu Li, Yifan Cheng, Ruoyi Zhang, Rongzhi Zhou, and Yijin Xing. Fish-speech: Leveraging large language models for advanced multilingual text-to-speech synthesis. *arXiv preprint arXiv:2411.01156*, 2024. 3, 8
- [40] Yaron Lipman, Ricky TQ Chen, Heli Ben-Hamu, Maximilian Nickel, and Matt Le. Flow matching for generative modeling. *ICLR*, 2023. 1, 3
- [41] Haohe Liu, Yi Yuan, Xubo Liu, Xinhao Mei, Qiuqiang Kong, Qiao Tian, Yuping Wang, Wenwu Wang, Yuxuan Wang, and Mark D Plumbley. Audioldm 2: Learning holistic audio generation with self-supervised pretraining. *IEEE/ACM Trans-*

- actions on Audio, Speech, and Language Processing, 32: 2871–2883, 2024. 3
- [42] Lijie Liu, Tianxiang Ma, Bingchuan Li, Zhuowei Chen, Jiawei Liu, Gen Li, Siyu Zhou, Qian He, and Xinglong Wu. Phantom: Subject-consistent video generation via cross-modal alignment. *ICCV*, 2025. 2, 3, 7, 8, 9, 1
- [43] Xingchao Liu, Chengyue Gong, and Qiang Liu. Flow straight and fast: Learning to generate and transfer data with rectified flow. *ICLR*, 2023. 1, 3
- [44] Chetwin Low, Weimin Wang, and Calder Katyal. Ovi: Twin backbone cross-modal fusion for audio-video generation. *arXiv preprint arXiv:2510.01284*, 2025. 2, 3, 4, 6, 7, 8
- [45] Ze Ma, Daquan Zhou, Xue-She Wang, Chun-Hsiao Yeh, Xiuyu Li, Huanrui Yang, Zhen Dong, Kurt Keutzer, and Jiashi Feng. Magic-me: Identity-specific video customized diffusion. In *ECCV*, pages 19–37. Springer, 2024. 2, 3
- [46] OpenAI. Sora2. <https://openai.com/index/sora-2/>, 2024. Accessed: 2025-09-30. 2, 3
- [47] William Peebles and Saining Xie. Scalable diffusion models with transformers. In *ICCV*, pages 4195–4205, 2023. 2, 3
- [48] Puyuan Peng, Po-Yao Huang, Shang-Wen Li, Abdelrahman Mohamed, and David Harwath. Voicecraft: Zero-shot speech editing and text-to-speech in the wild. *arXiv preprint arXiv:2403.16973*, 2024. 3
- [49] Vadim Popov, Ivan Vovk, Vladimir Gogoryan, Tasnima Sadekova, and Mikhail Kudinov. Grad-tts: A diffusion probabilistic model for text-to-speech. In *ICML*, pages 8599–8608. PMLR, 2021. 3
- [50] Alec Radford, Jong Wook Kim, Chris Hallacy, Aditya Ramesh, Gabriel Goh, Sandhini Agarwal, Girish Sastry, Amanda Askell, Pamela Mishkin, Jack Clark, et al. Learning transferable visual models from natural language supervision. In *ICML*, pages 8748–8763. PmLR, 2021. 7
- [51] Alec Radford, Jong Wook Kim, Tao Xu, Greg Brockman, Christine McLeavey, and Ilya Sutskever. Robust speech recognition via large-scale weak supervision. In *International conference on machine learning*, pages 28492–28518. PMLR, 2023. 6, 7
- [52] Akshay Raina and Vipul Arora. Syncnet: Using causal convolutions and correlating objective for time delay estimation in audio signals. *arXiv preprint arXiv:2203.14639*, 2022. 6
- [53] Jeff Rasley, Samyam Rajbhandari, Olatunji Ruwase, and Yuxiong He. Deepspeed: System optimizations enable training deep learning models with over 100 billion parameters. *Proceedings of the 26th ACM SIGKDD International Conference on Knowledge Discovery & Data Mining*, 2020. 7
- [54] Xingyu Ren, Alexandros Lattas, Baris Gecer, Jiankang Deng, Chao Ma, and Xiaokang Yang. Facial geometric detail recovery via implicit representation. In *2023 IEEE 17th international conference on automatic face and gesture recognition (FG)*, pages 1–8. IEEE, 2023. 4, 5
- [55] Yi Ren, Chenxu Hu, Xu Tan, Tao Qin, Sheng Zhao, Zhou Zhao, and Tie-Yan Liu. FastSpeech 2: Fast and high-quality end-to-end text to speech. *arXiv preprint arXiv:2006.04558*, 2020. 3
- [56] Ludan Ruan, Yiyang Ma, Huan Yang, Huiguo He, Bei Liu, Jianlong Fu, Nicholas Jing Yuan, Qin Jin, and Baining Guo. Mm-diffusion: Learning multi-modal diffusion models for joint audio and video generation. In *CVPR*, pages 10219–10228, 2023. 3
- [57] Florian Schroff, Dmitry Kalenichenko, and James Philbin. Facenet: A unified embedding for face recognition and clustering. In *Proceedings of the IEEE conference on computer vision and pattern recognition*, pages 815–823, 2015. 5
- [58] Jonathan Shen, Ruoming Pang, Ron J Weiss, Mike Schuster, Navdeep Jaitly, Zongheng Yang, Zhifeng Chen, Yu Zhang, Yuxuan Wang, Rj Skerrv-Ryan, et al. Natural tts synthesis by conditioning wavenet on mel spectrogram predictions. In *ICASSP*, pages 4779–4783. IEEE, 2018. 3
- [59] Kai Shen, Zeqian Ju, Xu Tan, Yanqing Liu, Yichong Leng, Lei He, Tao Qin, Sheng Zhao, and Jiang Bian. NaturalSpeech 2: Latent diffusion models are natural and zero-shot speech and singing synthesizers. *arXiv preprint arXiv:2304.09116*, 2023. 3
- [60] S. S. Stevens, John E. Volkman, and Edwin B. Newman. A scale for the measurement of the psychological magnitude pitch. *Journal of the Acoustical Society of America*, 8:185–190, 1937. 4
- [61] George Stoica, Vivek Ramanujan, Xiang Fan, Ali Farhadi, Ranjay Krishna, and Judy Hoffman. Contrastive flow matching. *ICCV*, 2025. 5
- [62] Jianlin Su, Murtadha Ahmed, Yu Lu, Shengfeng Pan, Wen Bo, and Yunfeng Liu. Roformer: Enhanced transformer with rotary position embedding. *Neurocomputing*, 568:127063, 2024. 5
- [63] Christian Szegedy, Vincent Vanhoucke, Sergey Ioffe, Jon Shlens, and Zbigniew Wojna. Rethinking the inception architecture for computer vision. In *CVPR*, pages 2818–2826, 2016. 7
- [64] Team Wan, Ang Wang, Baole Ai, Bin Wen, Chaojie Mao, Chen-Wei Xie, Di Chen, Fei Wu, Haiming Zhao, Jianxiao Yang, et al. Wan: Open and advanced large-scale video generative models. *arXiv preprint arXiv:2503.20314*, 2025. 1, 3
- [65] Chengyi Wang, Sanyuan Chen, Yu Wu, Ziqiang Zhang, Long Zhou, Shujie Liu, Zhuo Chen, Yanqing Liu, Huaming Wang, Jinyu Li, et al. Neural codec language models are zero-shot text to speech synthesizers. *arXiv preprint arXiv:2301.02111*, 2023. 3
- [66] Duomin Wang, Wei Zuo, Aojie Li, Ling-Hao Chen, Xinyao Liao, Deyu Zhou, Zixin Yin, Xili Dai, Daxin Jiang, and Gang Yu. Universe-1: Unified audio-video generation via stitching of experts. *arXiv preprint arXiv:2509.06155*, 2025. 2
- [67] Zhao Wang, Aoxue Li, Lingting Zhu, Yong Guo, Qi Dou, and Zhenguo Li. Customvideo: Customizing text-to-video generation with multiple subjects. *arXiv preprint arXiv:2401.09962*, 2024. 2
- [68] Zhenzhi Wang, Jiaqi Yang, Jianwen Jiang, Chao Liang, Gaojie Lin, Zerong Zheng, Ceyuan Yang, and Dahua Lin. Interacthuman: Multi-concept human animation with layout-aligned audio conditions. *arXiv preprint arXiv:2506.09984*, 2025. 2, 3

- [69] Yujie Wei, Shiwei Zhang, Zhiwu Qing, Hangjie Yuan, Zhiheng Liu, Yu Liu, Yingya Zhang, Jingren Zhou, and Hongming Shan. Dreamvideo: Composing your dream videos with customized subject and motion. In *CVPR*, pages 6537–6549, 2024. 2
- [70] Haoning Wu, Erli Zhang, Liang Liao, Chaofeng Chen, Jingwen Hou, Annan Wang, Wenxiu Sun, Qiong Yan, and Weisi Lin. Exploring video quality assessment on user generated contents from aesthetic and technical perspectives. In *ICCV*, pages 20144–20154, 2023. 6
- [71] Jianzong Wu, Xiangtai Li, Yanhong Zeng, Jiangning Zhang, Qianyu Zhou, Yining Li, Yunhai Tong, and Kai Chen. Motionbooth: Motion-aware customized text-to-video generation. *NeurIPS*, 37:34322–34348, 2024. 2
- [72] Yazhou Xing, Yingqing He, Zeyue Tian, Xintao Wang, and Qifeng Chen. Seeing and hearing: Open-domain visual-audio generation with diffusion latent aligners. In *CVPR*, pages 7151–7161, 2024. 3
- [73] Jin Xu, Zhifang Guo, Hangrui Hu, Yunfei Chu, Xiong Wang, Jinzheng He, Yuxuan Wang, Xian Shi, Ting He, Xinfu Zhu, Yuanjun Lv, Yongqi Wang, Dake Guo, He Wang, Linhan Ma, Pei Zhang, Xinyu Zhang, Hongkun Hao, Zishan Guo, Baosong Yang, Bin Zhang, Ziyang Ma, Xipin Wei, Shuai Bai, Keqin Chen, Xuejing Liu, Peng Wang, Mingkun Yang, Dayiheng Liu, Xingzhang Ren, Bo Zheng, Rui Men, Fan Zhou, Bowen Yu, Jianxin Yang, Le Yu, Jingren Zhou, and Junyang Lin. Qwen3-omni technical report. *arXiv preprint arXiv:2509.17765*, 2025. 1
- [74] An Yang, Anfeng Li, Baosong Yang, Beichen Zhang, Binyuan Hui, Bo Zheng, Bowen Yu, Chang Gao, Chengen Huang, Chenxu Lv, et al. Qwen3 technical report. *arXiv preprint arXiv:2505.09388*, 2025. 1
- [75] Zhuoyi Yang, Jiayan Teng, Wendi Zheng, Ming Ding, Shiyu Huang, Jiazheng Xu, Yuanming Yang, Wenyi Hong, Xiaohan Zhang, Guanyu Feng, et al. Cogvideox: Text-to-video diffusion models with an expert transformer. *ICLR*, 2025. 1
- [76] Hongwei Yi, Tian Ye, Shitong Shao, Xuancheng Yang, Jiantong Zhao, Hanzhong Guo, Terrance Wang, Qingyu Yin, Zeke Xie, Lei Zhu, et al. Magicinfinite: Generating infinite talking videos with your words and voice. *arXiv preprint arXiv:2503.05978*, 2025. 2, 3
- [77] Shenghai Yuan, Jinfa Huang, Xianyi He, Yunsang Ge, Yujun Shi, Liuhan Chen, Jiebo Luo, and Li Yuan. Identity-preserving text-to-video generation by frequency decomposition. In *CVPR*, pages 12978–12988, 2025. 2, 3, 7, 8, 9, 1
- [78] Z.AI. GLM-ASR. <https://github.com/zai-org/GLM-ASR>, 2025. 7
- [79] Youliang Zhang, Zhaoyang Li, Duomin Wang, Jiahe Zhang, Deyu Zhou, Zixin Yin, Xili Dai, Gang Yu, and Xiu Li. Speakervid-5m: A large-scale high-quality dataset for audio-visual dyadic interactive human generation. *arXiv preprint arXiv:2507.09862*, 2025. 6
- [80] Ziqiang Zhang, Long Zhou, Chengyi Wang, Sanyuan Chen, Yu Wu, Shujie Liu, Zhuo Chen, Yanqing Liu, Huaming Wang, Jinyu Li, et al. Speak foreign languages with your own voice: Cross-lingual neural codec language modeling. *arXiv preprint arXiv:2303.03926*, 2023. 3

OmniCustom: Sync Audio-Video Customization Via Joint Audio-Video Generation Model

Supplementary Material



Ap-Fig. 1. Our OmniCustom can perform cross-gender audio customization.

The Appendix is organized as follows. Appendix A elaborates on the construction details of our dataset and benchmark. Appendix B discusses a further application of our method. Finally, Appendix C presents additional visualization results.

A. More details of Dataset and Benchmark

A.1. Audio Captioning and Textual Prompts

We elaborate on the prompts for audio captioning in our OmniCustom-1M dataset, as well as those designed for benchmark construction. As shown in the top half of Ap-Fig. 3, we utilize the 30B version of Qwen3-Omni [73] to generate a set of clip-level audio captions. These annotations provide a structured, multifaceted description of each audio clip, facilitating detailed audio analysis and control. Furthermore, as shown in the bottom half of Ap-Fig. 3, we leverage Qwen3 [74] to generate textual prompts for our benchmark.

A.2. Statistics of Our Dataset

Ap-Fig. 2 illustrates the gender and age distributions in OmniCustom-1M. We categorize ages into three groups: young, middle-aged, and senior. Although not perfectly uniform, the dataset is sufficiently diverse to facilitate the novel task of *sync audio-video customization*.

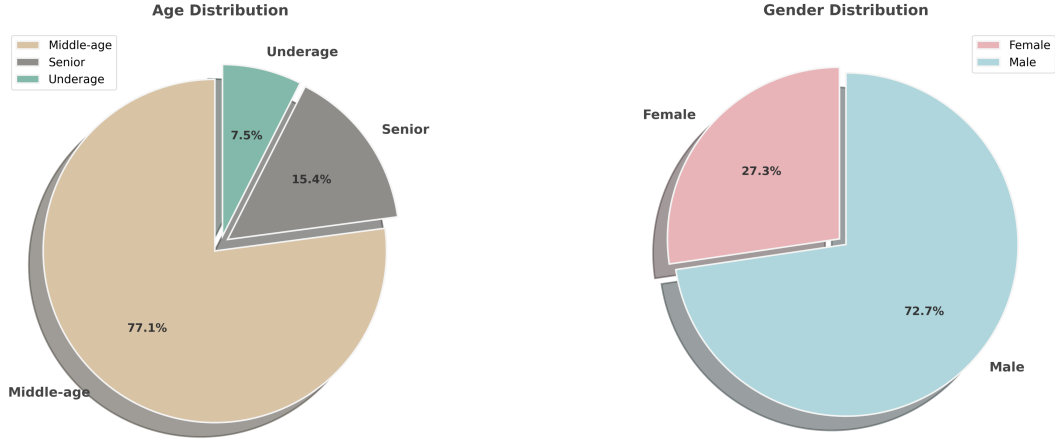
B. Additional application

Our method can also perform cross-gender reference audio customization. As illustrated in Ap-Fig. 1, pairing a male reference image with a female reference audio leads

to a slightly lower *Speaker-Sim* score compared to the original female reference audio. We attribute this performance degradation to the model implicitly encoding some priors regarding the gender of reference identity and its corresponding timbre range. For specific audio details, please refer to our supplementary video. Notably, the change in reference audio does not compromise the identity preservation capability.

C. More Qualitative Results

In Ap-Fig. 4 Ap-Fig. 5, we present additional qualitative comparisons with typical video customization methods [19, 28, 42, 77] and audio-driven customization methods [3, 23]. Our method demonstrates superior identity preservation and prompt following capabilities. Meanwhile, our results show the best video quality.



Ap-Fig. 2. Statistics of our proposed dataset OmniCustom-1M, in terms of age and gender.

Provide a detailed description of the audio in 100 words, including the speaker's acoustic attributes: estimated age, perceived gender, accent/locale, pitch (low/medium/high), prosody (rhythm, stress, intonation), emotion, and speech rate (slow/normal/fast). Keep the description objective and concise; avoid embellishment or speculation.

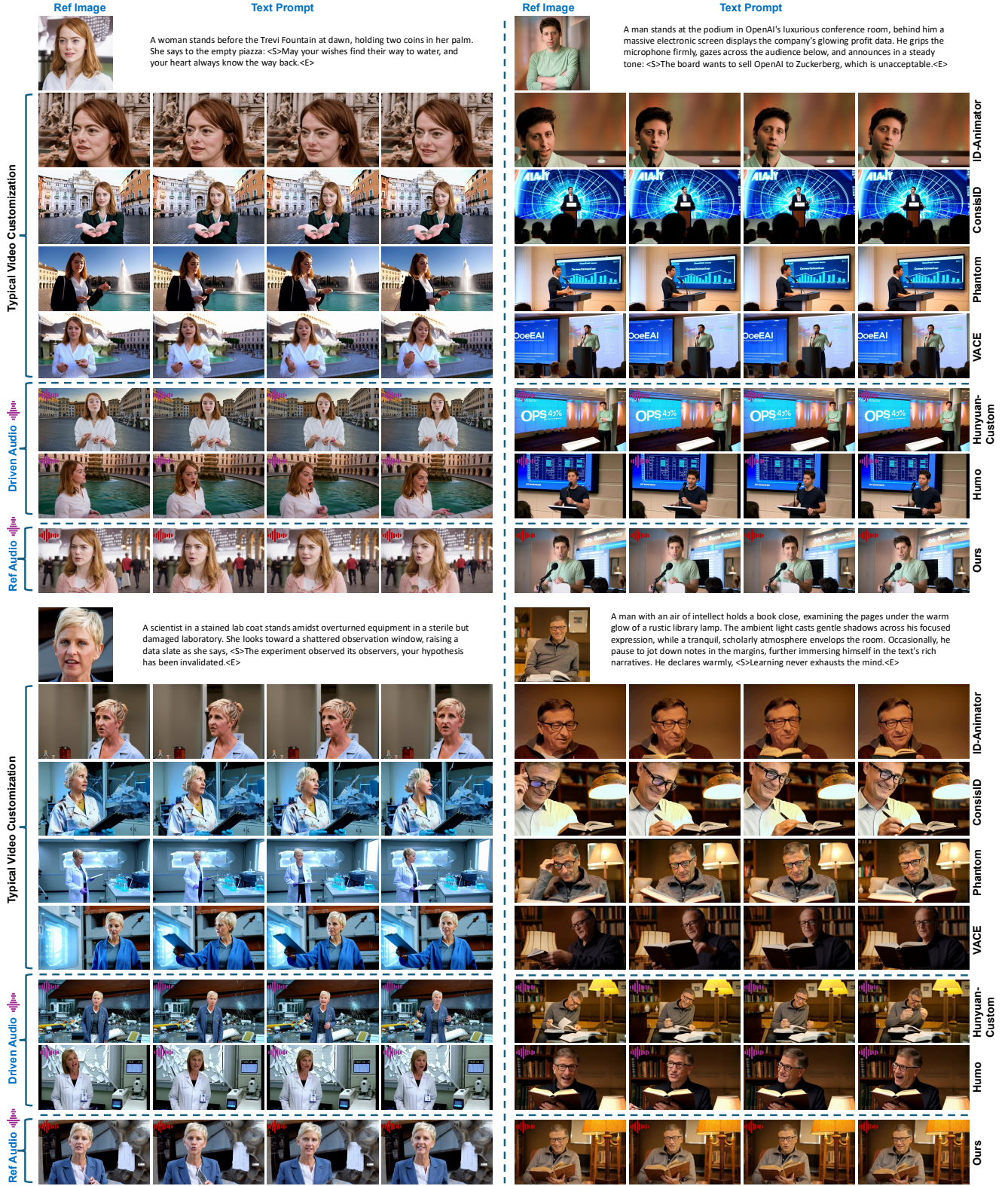
A male speaker, likely middle-aged, with a neutral and conversational tone, describes teenage life. He has a standard American accent with a medium-low pitch. His prosody is rhythmic and calmly descriptive, with clear articulation. The speech rate is moderate, even, and unhurried, showing no strong emotional inflection.

You are a professional prompt engineer, your task is to create clear prompts for a joint audio-video generation model. You should adhere to the following example format: "A fair-skinned man with short, light hair, wearing a light blue and white checkered button-up shirt, is shown from the chest up against a blurred, dark blue and grey background. He looks slightly down and to his left, then shifts his gaze slightly upwards and to his right, speaking with a gentle, thoughtful expression. He says, <S>and you got to drive, you got to energy, you get all that, but the passion, the real feeling<E>". Here, Text enclosed in <S> and <E> tags will be converted to speech. Please give me several similar prompt. The content of the speech should match the scene.


Here are several prompts following your specified format:

1. A young woman with olive skin and long, dark curly hair, wearing a maroon sweater, is shown from the shoulders up against a softly focused library background with wooden shelves. She looks directly at the camera with a warm, knowing smile, then briefly glances down at an open book in her hands before meeting the gaze again. She says, <S>It's not just about reading the words on the page; it's about listening for the story they whisper between the lines.<E>
2. ...

Ap-Fig. 3. Prompt used for audio caption and benchmark construction.



Ap-Fig. 4. More qualitative comparison with existing customization methods.



Ap-Fig. 5. More qualitative comparison with existing customization methods.