

An Improved FPT Algorithm for Computing the Interleaving Distance between Merge Trees via Path-Preserving Maps

Althaf P V, Amit Chattopadhyay and Osamu Saeki

Contents

1	Introduction	2
2	Related works	5
3	Background	6
3.1	Merge Tree of a Scalar Field	6
3.2	Interleaving Distance in [15]	8
3.3	FPT-Algorithm in [22]	9
4	Theoretical Contributions	12
4.1	Monotonicity Property of the Interleaving Distance	12
4.2	Constructing a Continuous Map φ between Merge Trees	14
4.3	Ancestor-Shift Property of φ	17
4.4	Ancestor-Closeness Property of φ	19
5	Algorithmic Contributions	20
5.1	Generation of Candidate Values	22
5.2	Extending the Merge Trees.	23
5.3	Augmenting the Merge Trees.	24
5.4	Constructing Maps between Augmented Merge Trees.	25
5.5	Verifying ε -Goodness of Map.	28
5.6	Procedure: Is ε -Interleaved	30
5.7	Refinement of the Algorithm	33

5.8	Correctness	34
6	Complexity Analysis	35
6.1	Complexity of the Procedure: GENERATECANDIDATEVALUES	35
6.2	Complexity of the Procedure: EXTENDMERGETREE	35
6.3	Complexity of the Procedure: AUGMENTMERGETREE	35
6.4	Complexity of the Procedure : CONSTRUCTMAP	36
6.5	Complexity of the Procedure: IS- ε -GOOD	36
6.6	Complexity of the Procedure: IS- ε -INTERLEAVED	36
6.7	Complexity of the Procedure: REFINEDTARGETNODES	37
7	Discussion	38
8	Conclusion	40

Abstract

A merge tree is a fundamental topological structure used to capture the sub-level set (and similarly, super-level set) topology in scalar data analysis. The **interleaving distance**, introduced by [15], is a theoretically sound, stable metric for comparing merge trees. However, computing this distance exactly is **NP-hard**. [22] proposed the first **fixed-parameter tractable (FPT)** algorithm for its exact computation by introducing the concept of an **ε -good map** between two merge trees, where ε is a candidate value for the interleaving distance. The complexity of their algorithm is $O(2^{2\tau}(2\tau)^{2\tau+2} \cdot n^2 \log^3 n)$ where τ is the degree-bound parameter and n is the total number of nodes in the merge trees. The complexity is quadratic, with a cubic logarithmic factor of n . Moreover, their algorithm exhibits exponential complexity in τ , which increases with the increasing value of ε . In the current paper, we propose an improved **FPT algorithm** for computing the ε -good map between two merge trees. Our algorithm introduces two new parameters, η_f and η_g , corresponding to the numbers of leaf nodes in the merge trees M_f and M_g , respectively. This parametrization is motivated by the observation that a merge tree can be decomposed into a collection of unique leaf-to-root paths. The proposed algorithm achieves a complexity of $O(n^2 \log n + \eta_g^{\eta_f} (\eta_f + \eta_g) n \log n)$, which is quadratic with a logarithmic factor in n . To obtain this reduced complexity, we assumed $\eta_g^{\eta_f} \leq \eta_f^{\eta_g}$, i.e., the number of possible ε -good maps from M_f to M_g does not exceed that from M_g to M_f . Notably, the parameters η_f and η_g are independent of the choice of ε . Compared to the algorithm proposed in [22], our approach substantially reduces the search space for computing an optimal ε -good map and yields a tighter overall complexity bound. We also provide a formal proof of correctness for the proposed algorithm.

1 Introduction

Merge trees capture the topology of the connected components of the sub-level sets of a scalar field, providing a compact and interpretable topological summary of the scalar function. They are widely

used in applications such as symmetry detection [17, 18], shape retrieval [20], feature detection [19] and scientific visualization [24]. A key challenge in utilizing merge trees for comparative analysis lies in defining and computing meaningful distance measures between them. Several computationally efficient distances have been proposed, including a variant of tree edit distance [20] and distance based on subtrees of contour trees [21]. Merge trees are said to be stable with respect to a distance measure if small perturbations in the scalar function result in small changes in the distance between the Merge trees. While the above measures are attractive for their efficiency, they often lack stability or fail to satisfy the formal properties of a metric. On the other hand, several theoretically sound stable distance measures have been introduced in the literature, including edit distance [3, 5], interleaving distance [15], and functional distortion distance [4]. These metrics are designed to compare both the structural and topological differences between merge trees, and hold considerable promise for applications requiring accurate topological comparison. Even though these metrics are notable for their theoretical soundness, exact computation of these distances is known to be NP-hard [7]. It has been shown that the interleaving distance is equivalent to the functional distortion distance in the case of merge trees [4]. The interleaving distance provides a rigorous and stable metric for quantifying structural dissimilarity between merge trees. However, despite its strong theoretical foundation, [1] proved that the interleaving distance is not only hard to compute exactly but also NP-hard to approximate within a factor of 3. In other words, even obtaining a distance estimate that is guaranteed to be at most three times worse than the optimal solution is computationally intractable. An algorithm is said to be fixed-parameter tractable (FPT) if its runtime becomes efficient when a specific parameter is fixed, even though the problem remains hard in general. In this paper, we address the exact computation of the interleaving distance between two merge trees by fixing appropriate parameters, and we propose a fixed-parameter tractable (FPT) algorithm that improves upon an existing approach.

The definition of the interleaving distance introduced in [15] relies on a pair of continuous maps between merge trees, which makes designing an algorithm to compute the interleaving distance between two merge trees challenging. To address this, [22] proposed a new definition for the interleaving distance using a *single* continuous map, called an ε -good map, leading to a fixed-parameter tractable (FPT) algorithm for the exact computation of the interleaving distance between two merge trees. The algorithm in [22] chooses the degree-bound (or ε -degree-bound) parameter τ , defined as the maximum total degree of the nodes in any connected portion of the tree lying within a horizontal slab of width 2ε , considered over all such slabs from both trees. This parameter τ is dependent on the candidate value ε : as ε increases, the width of each slab expands, encompassing more of the tree nodes, and consequently increasing the total degree τ . There exists a set of $O(n^2)$ number of candidate values for the interleaving distance between two merge trees where n denotes the total number of nodes across both trees [1]. For any ε chosen from this set, if there exists an ε -good map, then the interleaving distance is at most ε . While the FPT algorithm in [22] represents a significant theoretical advancement towards computing the exact interleaving distance between two merge trees, its runtime depends exponentially on the degree-bound parameter τ , which increases with the chosen candidate value ε . This dependence leads to an unstable complexity bound. In the worst case, when ε equals the height of the tree, τ becomes the total degree of all nodes, making the algorithm prohibitively expensive. To overcome this limitation, we propose a novel fixed-parameter tractable (FPT) algorithm for computing the exact interleaving distance between two merge trees. Our approach reparameterizes the problem in terms of the numbers of leaf nodes, η_f and η_g , of the merge trees M_f and M_g , respectively—parameters that are independent of the choice of ε . This reparameterization is motivated by a key structural observation: for a continuous and monotone map between two merge trees, the ancestor of a node must be mapped to the ancestor

of its image. Since a merge tree admits a unique decomposition into monotone leaf-to-root paths, and the number of such paths equals the number of leaf nodes, this insight naturally suggests a parametrization based on the number of leaf nodes. By enforcing a path-consistency condition, we can then systematically construct an ε -good map between two merge trees. Reparameterizing the algorithm in terms of η_f and η_g which are independent of the choice of ε , yields a stable complexity bound while preserving the correctness and theoretical soundness of the interleaving distance.

Our Contributions

We propose a new fixed-parameter tractable (FPT) algorithm for computing the exact interleaving distance between two merge trees. Building on the ε -good map framework introduced in [22], our algorithm exploits the structural simplicity of merge trees to significantly reduce computational complexity. The core insight driving our improvement is that merge trees admit a unique decomposition into monotone leaf-to-root paths. This structural property enables us to streamline both the construction of maps and the verification of whether a given map qualifies as an ε -good map. Our main contributions are summarized as follows.

- Theoretically, we establish a monotonicity property of the ε -good map (Lemma 4.2), which enables the use of a binary search strategy in our algorithm. We further present a technique for constructing continuous maps between two merge trees based on the gluing lemma [2] (Theorem 4.6). Finally, we derive computable criteria for verifying the Ancestor-Shift (Theorem 4.8) and Ancestor-Closeness (Lemma 4.9) properties of the constructed maps, which determine whether a given map qualifies as an ε -good map.
- Algorithmically, we propose a novel FPT algorithm for computing the exact interleaving distance between two merge trees by introducing a new parameterization based on the numbers of leaf nodes η_f and η_g of the merge trees M_f and M_g , respectively, which are independent of the choice of ε , leading to a stable complexity bound. Our algorithm employs a path-based construction: it begins with mappings which are initially defined on the set of leaf nodes of the first merge tree and extends them along the unique leaf-to-root paths to build a map on the entire tree, then it verifies the ε -goodness of the map.
- Our algorithm achieves a total runtime of $O(n^2 \log n + \eta_g^{\eta_f} (\eta_f + \eta_g) n \log n)$, improving upon the previous best bound of $O(2^{2\tau} (2\tau)^{2\tau+2} n^2 \log^3 n)$ reported in [22]. Here, n denotes the total number of nodes across the merge trees M_f and M_g , which have η_f and η_g numbers of leaf nodes, respectively, and τ represents the degree-bound parameter used in the previous algorithm. The algorithm in [22] has quadratic complexity with a cubic logarithmic factor in n , whereas our proposed algorithm remains quadratic with only a single logarithmic factor. Furthermore, the algorithm in [22] exhibits exponential dependence on the parameter τ , which increases with larger values of ε . In contrast, the parameters η_f and η_g used in our algorithm are independent of the choice of ε , where ε denotes a candidate value for the interleaving distance.
- We provide a formal proof of correctness of the proposed algorithm, ensuring its theoretical soundness. The proof rigorously demonstrates that the algorithm verifies whether two merge trees are ε -interleaved by systematically exploring all possible ε -good maps between them to identify the existence of at least one such mapping. Through a binary search over the finite

set of candidate ε values, the algorithm ultimately terminates with the exact interleaving distance between the merge trees.

Overview. Section 2 reviews the relevant literature related to the problem under study. Section 3 presents the foundational concepts necessary for understanding our approach, including definitions of merge trees, the interleaving distance, ε -compatible and ε -good maps, as well as an outline of the FPT algorithm in [22]. Section 4 introduces the main theoretical contributions of this work, including the monotonicity property of the interleaving distance, the construction of continuous maps between merge trees, and computable criteria for the Ancestor-Shift and Ancestor-Closeness properties. Section 5 details our proposed algorithm for computing the exact interleaving distance between two merge trees. Section 6 analyzes the computational complexity of the algorithm by examining each of its components. Section 7 compares the performance of our algorithm with existing methods in the literature based on our complexity result. Finally, Section 8 summarizes the main contributions and outlines potential directions for future work.

2 Related works

Several distance measures have been proposed for comparing merge trees, many of which are computationally efficient and practical for applications [23]. [20] introduced a variant of tree edit distance between merge trees that defines a persistence-aware tree edit framework capturing both structural and scalar field variations. Although this distance is a valid metric and supports applications such as periodicity detection and symmetry analysis, its stability properties remain underexplored. [6] introduced a branch decomposition distance that identifies the optimal pair of branch decompositions by minimizing the matching cost between them over all possible branch decompositions. [21] proposed a similarity measure based on topological persistence and branch decomposition overlap that is used to group similar subtrees of a contour tree. Other approaches include histogram-based method [18] and tree alignment method [14]. While these measures offer computational advantages, they often lack formal guarantees regarding stability or metric validity. Bottleneck distance between the persistence diagrams [8] of the merge trees offers an efficient and stable alternative, however, the interleaving distance between merge trees offers a more discriminative measure than the bottleneck distance [4].

A merge tree with a set of labels on its nodes is termed a labeled merge tree. For labeled merge trees, [12] proposed an $O(n^2)$ algorithm to compute the labeled interleaving distance under fixed label constraints, and showed that the (unlabeled) interleaving distance is the infimum over all such labelings. However, enumerating all possible label assignments remains computationally infeasible in general. Reeb graphs are the graph-based topological summaries that capture the evolutions of the level sets of a scalar field, and distances between Reeb graphs can naturally be restricted to merge trees. Edit distance [11, 3, 5], functional distortion distance [4], and interleaving distance [9] have been proposed between Reeb graphs with strong theoretical foundations. However, exact computation of these distances is known to be NP-hard [7]. Table 1 summarizes these distance measures and their complexities.

Approximation Algorithms: Recently, Pegoraro [16] introduced a combinatorial perspective on the interleaving distance by defining a global node matching to approximate the distance between two merge trees. It provides upper and lower bounds on the interleaving distance by leveraging

Distance measures	Type	Complexity
Edit distance [11, 5]	Metric	NP-hard
Interleaving distance between merge trees [15]	Metric	NP-hard
Functional distortion distance [4]	Metric	NP-hard
A variant of edit distance between merge trees [20]	Metric	$O(n^2)$
Interleaving distance for labeled merge trees [12]	Metric	$O(n^2)$
Distance based on branch decompositions [6]	Unknown	$O(n^5 \log(I_\varepsilon))$
Distance based on histograms for merge trees [18]	Metric	$O(n^2 B)$
Distance based on tree alignment [14]	Unknown	$O(n^2)$
Distance based on subtrees of contour trees [21]	Unknown	$O(t^5 \log t)$

Table 1: Comparison of distance measures for merge trees and similar topological descriptors. Here, n denotes the number of nodes in the topological descriptor, B is the number of bins in a histogram, I_ε represents the search range for the optimal pair of branch decompositions, and t is the number of branches in a branch decomposition.

structural alignments. [1] investigated the approximability of both the Gromov–Hausdorff and interleaving distances. The authors provided a polynomial-time algorithm achieving an $O(\sqrt{n})$ -approximation of the interleaving distance between merge trees. They showed that not only computing the interleaving distance, but also computing an approximation within a factor of 3 is also NP-hard.

FPT Algorithm: In contrast to these approximation approaches, [22] proposed a fixed-parameter tractable (FPT) algorithm for computing the exact interleaving distance in an attempt to approximate Gromov-Hausdorff distance between metric trees. The authors proposed a new definition of interleaving distance using a single ε -good map instead of a pair of maps in the classical definition [15]. The algorithm presented in their work has a time complexity of $O(2^{2\tau}(2\tau)^{2\tau+2}n^2 \log^3 n)$, where n denotes the number of nodes in the merge tree, and τ is a degree-bound parameter. However, τ increases with the chosen value of ε , causing the algorithm’s complexity to grow accordingly. In this paper, we improve upon this approach by introducing new parameters, η_f and η_g , which denote the numbers of leaf nodes in the input merge trees M_f and M_g respectively. Notably, η_f and η_g are independent of ε , leading to a more efficient and stable complexity bound.

3 Background

In this section, we provide the necessary background on merge trees and the computation of the interleaving distance between merge trees, which is essential for understanding our method.

3.1 Merge Tree of a Scalar Field

A *merge tree* M_f associated with a scalar field $f : \mathbb{X} \rightarrow \mathbb{R}$ on a topological space \mathbb{X} records how the connected components of the sublevel sets

$$\mathbb{X}_t = f^{-1}((-\infty, t])$$

appear and merge as the threshold t increases. In the current paper, we assume, the underlying space \mathbb{X} is *connected and finitely triangulable* (i.e., homeomorphic to a finite simplicial complex)

and the scalar field is chosen to be “tame” (for instance, a piecewise-linear function on the \mathbb{X}), i.e. the number of distinct critical values of f is finite, and new components can only appear or merge at those finitely many values. Between critical values the connectivity remains unchanged, so the evolution of components can be encoded as a finite set of nodes (the critical events) connected by edges (the intervals of persistence). In this setting the merge tree is thus a finite one-dimensional CW complex or, in particular, a finite graph with a tree structure, capturing the hierarchical merging of connected components in a combinatorial form [10].

Formally, we define an equivalence relation on \mathbb{X} as follows: for $\mathbf{x}, \mathbf{y} \in \mathbb{X}$, we define $\mathbf{x} \sim \mathbf{y}$ if and only if $f(\mathbf{x}) = f(\mathbf{y}) = a$ for some $a \in \mathbb{R}$, and \mathbf{x} and \mathbf{y} lie in the same connected component of \mathbb{X}_a . This equivalence relation partitions \mathbb{X} into equivalence classes. The *merge tree* M_f is then defined as the quotient space \mathbb{X}/\sim constructed by collapsing each equivalence class $[\mathbf{x}] = \{\mathbf{y} \in \mathbb{X} : \mathbf{x} \sim \mathbf{y}\}$ into a single point. That is, each point x of M_f corresponds to an equivalence class $[\mathbf{x}]$, and the quotient map $q_f : \mathbb{X} \rightarrow M_f$ sends points of each equivalence class $[\mathbf{x}]$ to $x \in M_f$. Thus, the merge tree M_f is a rooted tree in which each node corresponds to a critical point of the function f where the topology of its sub-level set changes. Since \mathbb{X} is assumed as finitely triangulable, the root of the M_f corresponds to the global maximum of f . As the threshold t increases, a new component appears in \mathbb{X}_t at each local minimum, which corresponds to a degree 1 node in M_f referred as *leaf* node, and two existing components in \mathbb{X}_t merge at a saddle, which corresponds to a node in M_f with degree 3 or more. Thus, a Merge tree provides a compact topological summary that encodes the evolution of connected components of the sub-level sets of a scalar field as the scalar value varies. See an example illustration in the Figure 1.

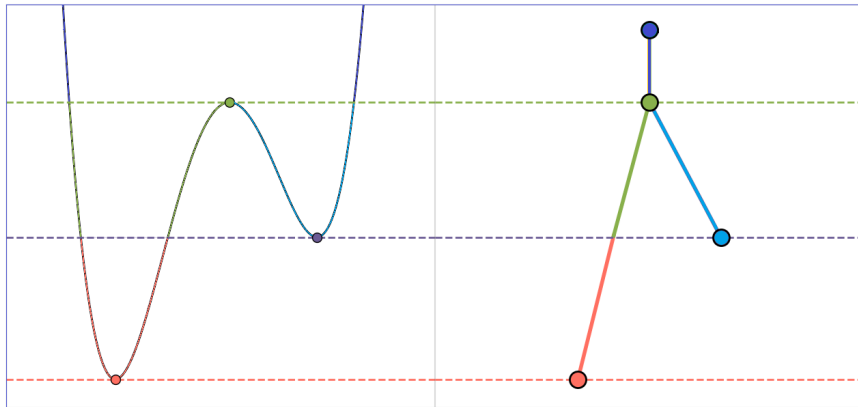


Figure 1: An example of a merge tree of the height field on the graph $(x, f(x))$ of the function $f : \mathbb{R} \rightarrow \mathbb{R}$ defined by $f(x) = x^4 - 4x^2 + x$. The corresponding merge tree is shown on the right, with function values increasing toward ∞ at the root node colored in blue. The coral (light red) and sky-blue colored nodes in the merge tree correspond to the local minima in the domain, where new connected components are born. The green node in the merge tree corresponds to the saddle where two components merge. The coral edge in the merge tree corresponds to the coral region in the domain, the sky-blue edge to the sky-blue region, the green edge to the green region and the blue edge to the blue region.

The function $f : \mathbb{X} \rightarrow \mathbb{R}$ naturally induces a function $\tilde{f} : M_f \rightarrow \mathbb{R}$ defined as follows: for any $x \in M_f$, let $\tilde{f}(x) = f(\mathbf{y})$ for any point \mathbf{y} in the equivalence class $[\mathbf{x}] = q_f^{-1}(x)$. This is well-defined because all points in the same equivalence class share the same f -value. As a result, the following diagram commutes, that is $f = \tilde{f} \circ q_f$.

$$\begin{array}{ccc}
\mathbb{X} & \xrightarrow{f} & \mathbb{R} \\
& \searrow q_f & \uparrow \tilde{f} \\
& & M_f
\end{array}$$

The function \tilde{f} defined on the merge tree M_f , is used to formulate the interleaving distance between merge trees.

3.2 Interleaving Distance in [15]

Intuitively, if two merge trees are nearly the same, then corresponding to every point in one tree, it is possible to find a point in the other tree roughly having almost the same function value, such that the overall topological structure of the trees is approximately preserved. The idea of ε -compatible maps formalizes this: it asks whether we can shift each point in one tree by at most ε in function value to find a continuous correspondence in the other tree, and vice versa where $\varepsilon > 0$. For the notion of ε -compatibility to be well-defined, each merge tree is extended by attaching an infinite ray at the root so that the function value goes to $+\infty$ which is known as the extended merge tree [22]. From now on, by a merge tree we mean an extended merge tree. The following definition formalizes the ε -compatible map.

Definition 3.1. Let $f : \mathbb{X} \rightarrow \mathbb{R}$ and $g : \mathbb{Y} \rightarrow \mathbb{R}$ be two scalar fields, and let M_f and M_g denote the corresponding merge trees. Two continuous maps $\alpha : M_f \rightarrow M_g$ and $\beta : M_g \rightarrow M_f$ are said to be ε -**compatible** if for all points $x \in M_f$ and $y \in M_g$,

- (i) $\tilde{g}(\alpha(x)) = \tilde{f}(x) + \varepsilon$,
- (ii) $\tilde{f}(\beta(y)) = \tilde{g}(y) + \varepsilon$,
- (iii) $\beta \circ \alpha = i^{2\varepsilon}$,
- (iv) $\alpha \circ \beta = j^{2\varepsilon}$,

where $i^{2\varepsilon} : M_f \rightarrow M_f$ is the 2ε -shift map which maps a point $x \in M_f$ to its ancestor $x' \in M_f$, lying on the unique path from x to the root of M_f , such that if $\tilde{f}(x) = a$ then $\tilde{f}(x') = a + 2\varepsilon$. The map $j^{2\varepsilon}$ is defined analogously on M_g . If ε -compatible maps exist between two merge trees, we say those merge trees are ε -interleaved. The smaller the required ε , the more similar the trees are.

For $\varepsilon = 0$, the maps α and β become mutual inverses, implying that M_f and M_g are function-preserving isomorphic. That is, there exists a bijection between the merge trees that preserves both the adjacency structure and the function values. If M_f and M_g are ε -interleaved, that is there exist ε -compatible maps $\alpha : M_f \rightarrow M_g$ and $\beta : M_g \rightarrow M_f$, then we say M_f and M_g are at most ε apart from being function-preserving isomorphic. For a clearer understanding of Definition 3.1, see the illustration in Figure 2. The interleaving distance is defined formally as follows.

Definition 3.2. Interleaving distance between two merge trees M_f and M_g , denoted by $d_I(M_f, M_g)$, is defined as

$$d_I(M_f, M_g) = \inf \{ \varepsilon \mid \text{there exist } \varepsilon\text{-compatible maps } \alpha : M_f \rightarrow M_g, \beta : M_g \rightarrow M_f \}.$$

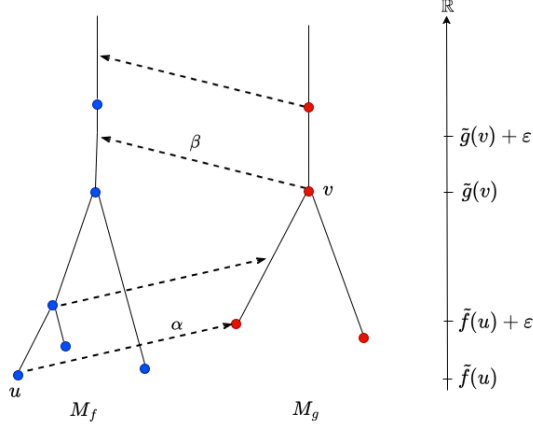


Figure 2: Illustration of construction of ε -compatible maps between the (extended) merge trees M_f and M_g . A blue node u in M_f is mapped to a red node $\alpha(u)$ in M_g , satisfying $\tilde{g}(\alpha(u)) = \tilde{f}(u) + \varepsilon$. Conversely, a red node v in M_g is mapped to a point $\beta(v)$ in M_f , satisfying $\tilde{f}(\beta(v)) = \tilde{g}(v) + \varepsilon$.

We note, ε -compatible maps α and β between two merge trees may not always exist for an arbitrary $\varepsilon > 0$. However, such maps always exist for sufficiently large ε , and the infimum of the set of possible ε values for which they exist is precisely the interleaving distance between the two merge trees. The use of a pair of continuous maps in this definition makes it challenging to design an algorithm to compute the interleaving distance between two merge trees. To address this, [22] introduced an equivalent definition based on a single continuous map, referred to as ε -good map. Next, we present the notion of ε -good map and the fixed-parameter tractable (FPT) algorithm developed in [22] for the exact computation of the interleaving distance between two merge trees.

3.3 FPT-Algorithm in [22]

[22] proposed a fixed-parameter tractable (FPT) algorithm to compute the exact interleaving distance based on ε -good map between the merge trees. Throughout this paper, let $f : \mathbb{X} \rightarrow \mathbb{R}$ and $g : \mathbb{Y} \rightarrow \mathbb{R}$ be two scalar fields defined on finitely triangulable topological spaces \mathbb{X} and \mathbb{Y} , respectively. Let M_f and M_g denote the corresponding merge trees. For two points u, v in a merge tree, we adopt the notation $v \succeq u$ to indicate that v is an ancestor of u in the merge tree. The formal definition of ε -good map is as follows:

Definition 3.3. For an $\varepsilon > 0$, a continuous map $\alpha^\varepsilon : M_f \rightarrow M_g$ is called an ε -good map if the following properties hold.

- (a) **Range-Shift:** $\tilde{g}(\alpha^\varepsilon(v)) = \tilde{f}(v) + \varepsilon, \forall v \in M_f$.
- (b) **Ancestor-Shift:** If $\alpha^\varepsilon(v_1) \succeq \alpha^\varepsilon(v_2)$, then $i^{2\varepsilon}(v_1) \succeq i^{2\varepsilon}(v_2), \forall v_1, v_2 \in M_f$.
- (c) **Ancestor-Closeness:** For any $w \in M_g \setminus \text{Im}(\alpha^\varepsilon)$ and its nearest ancestor $w^a \in \text{Im}(\alpha^\varepsilon)$, we have $|\tilde{g}(w^a) - \tilde{g}(w)| \leq 2\varepsilon$.

Note that the nearest ancestor w^a of a point w , required in the **Ancestor-Closeness** property, always exists because the root of M_g lies in $\text{Im}(\alpha^\varepsilon)$, and the root necessarily belongs to the ancestor

chain of w . Here, $i^{2\varepsilon} : M_f \rightarrow M_f$ is the 2ε -shift map as defined in Definition 3.1. Figures 3 and 4 illustrate respectively the Ancestor-Shift and Ancestor-Closeness properties of an ε -good map between two merge trees. [22] showed that the existence of a pair of ε -compatible maps $\alpha : M_f \rightarrow M_g$ and $\beta : M_g \rightarrow M_f$ is equivalent to the existence of a single ε -good map $\alpha^\varepsilon : M_f \rightarrow M_g$. From the map α^ε , a corresponding map $\beta^\varepsilon : M_g \rightarrow M_f$ can be constructed such that α^ε and β^ε are ε -compatible. A map $\phi : M_f \rightarrow M_g$ is said to be *monotone* if $\tilde{g}(\phi(x)) \geq \tilde{f}(x)$ for every point $x \in M_f$, that is, ϕ maps a point in M_f to a point in M_g with greater or equal function value. Under this definition, both ε -good and ε -compatible maps are monotone.

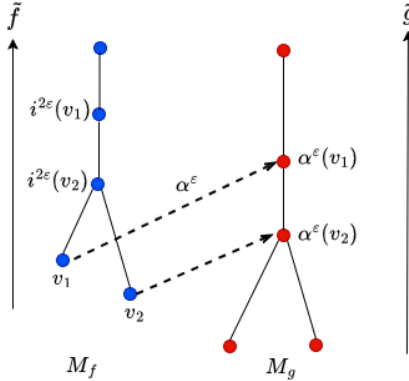


Figure 3: Illustration of the Ancestor-Shift property in Definition 3.3 for an ε -good map $\alpha^\varepsilon : M_f \rightarrow M_g$. Here $\alpha^\varepsilon(v_1) \succeq \alpha^\varepsilon(v_2)$, then it must hold that $i^{2\varepsilon}(v_1) \succeq i^{2\varepsilon}(v_2)$ for $v_1, v_2 \in M_f$.

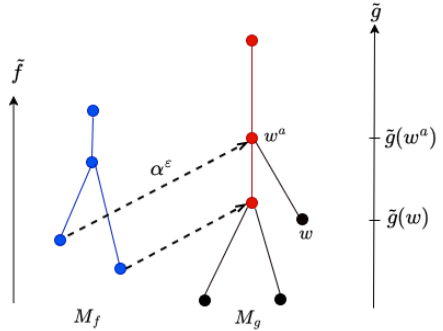


Figure 4: Illustration of the Ancestor-Closeness property in Definition 3.3 for an ε -good map $\alpha^\varepsilon : M_f \rightarrow M_g$. The black region in M_g represents the complement of $\text{Im}(\alpha^\varepsilon)$ in M_g . For a point $w \notin \text{Im}(\alpha^\varepsilon)$, let w^a be its nearest ancestor such that $w^a \in \text{Im}(\alpha^\varepsilon)$. Then we must have $|\tilde{g}(w^a) - \tilde{g}(w)| \leq 2\varepsilon$.

This reformulation enables [22] a dynamic programming approach by discretizing function values and constructing level structures that preserve hierarchical relations across both trees. For a given candidate $\varepsilon > 0$, the first step of the algorithm in [22] involves augmenting the merge trees M_f and M_g by inserting additional degree-two nodes corresponding to appropriate levels of M_f and M_g . The collection of levels $\mathcal{L}_1^{(\varepsilon)}$ for M_f and $\mathcal{L}_2^{(\varepsilon)}$ for M_g are defined as follows:

$$\mathcal{L}_1^{(\varepsilon)} = \{\tilde{f}^{-1}(c) \mid c \text{ is the } \tilde{f}\text{-image of a node of } M_f\} \cup \{\tilde{f}^{-1}(\hat{c} - \varepsilon) \mid \hat{c} \text{ is the } \tilde{g}\text{-image of a node of } M_g\},$$

$$\mathcal{L}_2^{(\varepsilon)} = \{\tilde{g}^{-1}(c + \varepsilon) \mid c \text{ is the } \tilde{f}\text{-image of a node of } M_f\} \cup \{\tilde{g}^{-1}(\hat{c}) \mid \hat{c} \text{ is the } \tilde{g}\text{-image of a node of } M_g\}.$$

Note that there is a one-to-one correspondence between the levels in $\mathcal{L}_1^{(\varepsilon)}$ and the levels in $\mathcal{L}_2^{(\varepsilon)}$. These levels are sorted in ascending order by their function values. Let the \tilde{f} -values of the levels in $\mathcal{L}_1^{(\varepsilon)}$, associated with M_f , be h_1, h_2, \dots, h_m . Then the \tilde{g} -values of the corresponding levels in $\mathcal{L}_2^{(\varepsilon)}$, associated with M_g , are $\hat{h}_1, \hat{h}_2, \dots, \hat{h}_m$ where $\hat{h}_i = h_i + \varepsilon$ for each $i \in \{1, 2, \dots, m\}$. That is, for every level $\ell_i \in \mathcal{L}_1^{(\varepsilon)}$ associated with M_f with \tilde{f} -value h_i , there is a corresponding level $\hat{\ell}_i \in \mathcal{L}_2^{(\varepsilon)}$ associated with M_g with \tilde{g} -value $h_i + \varepsilon$, as illustrated in Figure 5. Finally, the merge trees M_f and M_g are augmented by introducing additional degree-two nodes at all the points of each level of $\mathcal{L}_1^{(\varepsilon)}$ and $\mathcal{L}_2^{(\varepsilon)}$ where no node already exists. The augmented merge trees of M_f and M_g are denoted by

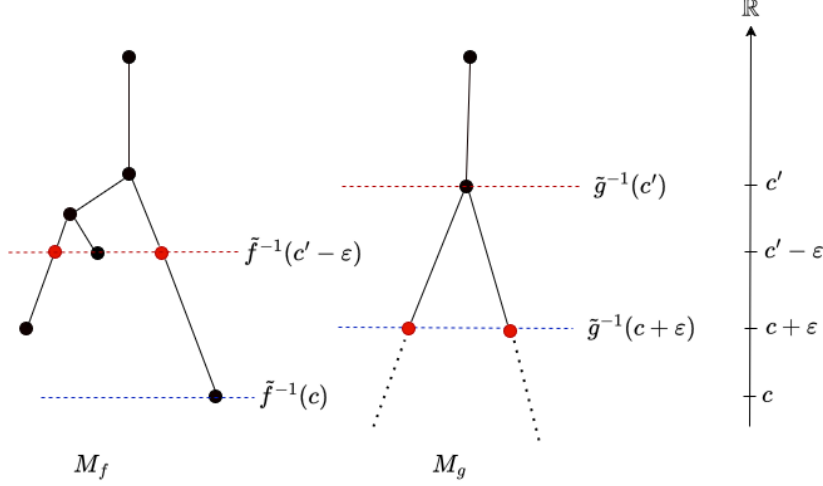


Figure 5: Illustration of the augmentation process. The red nodes denote newly inserted nodes, while the black nodes represent the already existing nodes of the merge trees M_f and M_g . Consider a critical level $\tilde{f}^{-1}(c)$ in M_f , then there is a corresponding level $\tilde{g}^{-1}(c + \varepsilon)$ added in M_g , and two additional red nodes of degree 2 are introduced at this level. Similarly, for a critical level $\tilde{g}^{-1}(c')$ in M_g , a corresponding level $\tilde{f}^{-1}(c' - \varepsilon)$ is added in M_f and two additional degree two nodes are introduced.

\tilde{M}_f and \tilde{M}_g , respectively.

In the second step, the algorithm by [22] checks whether there exists an ε -good map between the augmented merge trees \tilde{M}_f and \tilde{M}_g , as defined in Definition 3.3. To do so, the algorithm first verifies the existence of at least one *feasible valid pair* (S, w) for every level $\ell_i \in \mathcal{L}_1^{(\varepsilon)}$, where S is a subset of nodes in $\ell_i \in \mathcal{L}_1^{(\varepsilon)}$ with cardinality at most τ and w is a node in the corresponding level $\hat{\ell}_i \in \mathcal{L}_2^{(\varepsilon)}$. Here, τ is the degree-bound parameter as defined in [22]. The pair (S, w) is *valid* if all nodes in S share a common ancestor in \tilde{M}_f at \tilde{f} -value $h_i + 2\varepsilon$ and $\tilde{g}(w) = \tilde{f}(x) + \varepsilon$ for any $x \in S$. This construction guarantees that the **Range-Shift** and **Ancestor-Shift** properties of Definition 3.3 are satisfied. Next, the algorithm determines whether each such valid pair is *feasible* using the following recursive procedure:

- Step 1: For the first level $\ell_1 \in \mathcal{L}_1^{(\varepsilon)}$, a valid pair (S, w) is feasible if the subtree of \tilde{M}_g rooted at w has height at most 2ε . Here, the height of a tree is defined as the maximum difference in function values between any two nodes in the tree.
- Step 2: For a level $\ell_i \in \mathcal{L}_1^{(\varepsilon)}$ with $i > 1$, the valid pair (S, w) is feasible if there exists a partition $\{S_1, S_2, \dots, S_k\}$ of the children of S , corresponding to the children $\{w_1, w_2, \dots, w_k\}$ of w , such that each pair (S_i, w_i) is feasible. Here the children of S are the nodes in ℓ_{i-1} that are adjacent to the nodes in S ; similarly, the children of w are the nodes in $\hat{\ell}_{i-1}$ that are adjacent to w . This feasibility check is applied recursively.

The feasibility of a valid pair (S, w) ensures that the **Ancestor-Closeness** property of Definition 3.3 is satisfied. In particular, the feasibility of the pair $(\text{root}(\tilde{M}_f), \text{root}(\tilde{M}_g))$ guarantees the existence of an ε -good map between M_f and M_g . If such a map exists, we say that M_f and M_g are ε -interleaved.

Each ε is chosen from a finite set of candidate values, as described in [1]. The smallest ε for which M_f and M_g are ε -interleaved is the interleaving distance $\varepsilon^* = d_I(M_f, M_g)$. This candidate set is given in the following lemma:

Lemma 3.1 (Candidate Set Generation [1]). *The interleaving distance $\varepsilon^* = d_I(M_f, M_g)$ belongs to the set $\Pi = \{|\tilde{f}(u) - \tilde{g}(v)| : u \in V(M_f), v \in V(M_g)\} \cup \{|\tilde{f}(u) - \tilde{f}(u')|/2 : u, u' \in V(M_f)\} \cup \{|\tilde{g}(v) - \tilde{g}(v')|/2 : v, v' \in V(M_g)\}$, where $V(M_f)$ and $V(M_g)$ denote the node sets of M_f and M_g respectively.*

The interleaving distance $\varepsilon^* = d_I(M_f, M_g)$ between two merge trees M_f and M_g is necessarily one of the values in the set Π of size $O(n^2)$ where n is the total number of nodes in both M_f and M_g . The algorithm in [22] performs a binary search on the set of candidate values in Π and tests whether an ε -good map exists between the merge trees M_f and M_g .

In contrast, our approach tests the existence of an ε -good map between M_f and M_g for each candidate $\varepsilon \in \Pi$, but replaces the subset-based matching strategy with a more efficient path-based approach. Rather than exhaustively enumerating all valid pairs (S, w) at each level, we focus on the leaf-to-root paths in the merge tree and employ a path-based matching scheme that substantially reduces the search space. The next section formalizes our theoretical results, which form the foundation for the design and correctness of our algorithm presented subsequently.

4 Theoretical Contributions

First, we compute the sorted set Π of candidate values and perform a binary search over it. At each step, we select an $\varepsilon \in \Pi$ and verify whether there exists an ε -good map between the given merge trees M_f and M_g . If such a map exists, we continue our search to the left half of Π with values less than ε to locate the smallest such ε ; otherwise, we proceed with the right half. To ensure the correctness of the binary search algorithm, we establish a property known as the monotonicity of the interleaving distance, as follows.

4.1 Monotonicity Property of the Interleaving Distance

If M_f and M_g are ε -interleaved, then they are also ε' -interleaved for every $\varepsilon' > \varepsilon$. This monotonicity property, formalized in Lemma 4.2, is crucial for establishing the correctness of our binary search procedure. Before proving it, we first show that any continuous map α^ε satisfying the Range-Shift property is ancestor-preserving.

Lemma 4.1. *Let $\alpha^\varepsilon : M_f \rightarrow M_g$ be a continuous map satisfying the Range-Shift property. If $x' \succeq x$ for $x, x' \in M_f$, then $\alpha^\varepsilon(x') \succeq \alpha^\varepsilon(x)$. Equivalently,*

$$\alpha^\varepsilon \circ i^\delta = j^\delta \circ \alpha^\varepsilon \quad \text{for each } \delta > 0.$$

Proof. Let $x' \succeq x$ for $x, x' \in M_f$. Then there exists a path P in M_f connecting x and x' such that $\tilde{f}(x') \geq \tilde{f}(x)$. Since α^ε is continuous, the image $\alpha^\varepsilon(P)$ is a path in M_g connecting $\alpha^\varepsilon(x)$ and $\alpha^\varepsilon(x')$. Furthermore, as α^ε satisfies the Range-Shift property and $\tilde{f}(x') \geq \tilde{f}(x)$, it follows that $\tilde{g}(\alpha^\varepsilon(x')) \geq \tilde{g}(\alpha^\varepsilon(x))$. Therefore, we have $\alpha^\varepsilon(x') \succeq \alpha^\varepsilon(x)$.

Again let, $i^\delta(x) = x'$. Then $\tilde{f}(x') = \tilde{f}(x) + \delta$. Applying α^ε , we obtain $\alpha^\varepsilon(i^\delta(x)) = \alpha^\varepsilon(x')$. By the Range-Shift property, we have

$$\begin{aligned}\tilde{g}(\alpha^\varepsilon(x')) &= \tilde{f}(x') + \varepsilon = \tilde{f}(x) + \delta + \varepsilon, \\ \tilde{g}(j^\delta(\alpha^\varepsilon(x))) &= \tilde{g}(\alpha^\varepsilon(x)) + \delta = \tilde{f}(x) + \varepsilon + \delta.\end{aligned}$$

Both $\alpha^\varepsilon(x')$ and $j^\delta(\alpha^\varepsilon(x))$ are the ancestor of $\alpha^\varepsilon(x)$ at \tilde{g} -value $\tilde{f}(x) + \varepsilon + \delta$. As this ancestor is unique, we have $j^\delta(\alpha^\varepsilon(x)) = \alpha^\varepsilon(x') = \alpha^\varepsilon(i^\delta(x))$. Therefore we have $\alpha^\varepsilon \circ i^\delta = j^\delta \circ \alpha^\varepsilon$. \square

We now establish the monotonicity property in the following lemma.

Lemma 4.2. *Given two merge trees M_f and M_g , if there exists an ε -good map $\alpha^\varepsilon : M_f \rightarrow M_g$, then for any $\varepsilon' > \varepsilon$, there also exists an ε' -good map $\alpha^{\varepsilon'} : M_f \rightarrow M_g$.*

Proof. Let $\alpha^\varepsilon : M_f \rightarrow M_g$ be an ε -good map. Set $\gamma = \varepsilon' - \varepsilon$. Define

$$\alpha^{\varepsilon'}(x) = j^\gamma(\alpha^\varepsilon(x)), \quad \text{for all } x \in M_f.$$

Note that the map $\alpha^{\varepsilon'}$ is continuous.

Proof of Range-Shift property.

Since α^ε satisfies Range-Shift property, we have

$$\tilde{g}(\alpha^{\varepsilon'}(x)) = \tilde{g}(j^\gamma(\alpha^\varepsilon(x))) = \tilde{g}(\alpha^\varepsilon(x)) + \gamma = \tilde{f}(x) + \varepsilon + \gamma = \tilde{f}(x) + \varepsilon'$$

which shows that Range-Shift property holds for $\alpha^{\varepsilon'}$.

Proof of Ancestor-Shift property.

Suppose $\alpha^{\varepsilon'}(x_1) \succeq \alpha^{\varepsilon'}(x_2)$ for any $x_1, x_2 \in M_f$, that is $j^\gamma(\alpha^\varepsilon(x_1)) \succeq j^\gamma(\alpha^\varepsilon(x_2))$. By Lemma 4.1, this implies $\alpha^\varepsilon(i^\gamma(x_1)) \succeq \alpha^\varepsilon(i^\gamma(x_2))$. Since α^ε satisfies Ancestor-Shift property, we have

$$\begin{aligned}i^{2\varepsilon}(i^\gamma(x_1)) &\succeq i^{2\varepsilon}(i^\gamma(x_2)), \text{ and hence} \\ i^{2\varepsilon+\gamma}(x_1) &\succeq i^{2\varepsilon+\gamma}(x_2).\end{aligned}$$

Applying i^γ , which is ancestor-preserving, yields

$$i^{2\varepsilon'}(x_1) \succeq i^{2\varepsilon'}(x_2).$$

This proves the Ancestor-Shift property for $\alpha^{\varepsilon'}$.

Proof of Ancestor-Closeness property.

Let $w \in M_g \setminus \text{Im}(\alpha^{\varepsilon'})$. We consider the following two cases.

Case 1: $w \in M_g \setminus \text{Im}(\alpha^\varepsilon)$.

By the Ancestor-Closeness property of α^ε , the nearest ancestor $w^a \in \text{Im}(\alpha^\varepsilon)$ of w satisfies $|\tilde{g}(w^a) -$

$\tilde{g}(w)| \leq 2\varepsilon$. Take an $x \in M_f$ such that $\alpha^\varepsilon(x) = w^a$. Then

$$\alpha^{\varepsilon'}(x) = j^\gamma(\alpha^\varepsilon(x)) = j^\gamma(w^a)$$

is an ancestor of w that belongs to $\text{Im}(\alpha^{\varepsilon'})$. Furthermore, we have

$$\begin{aligned} |\tilde{g}(\alpha^{\varepsilon'}(x)) - \tilde{g}(w)| &\leq |\tilde{g}(\alpha^{\varepsilon'}(x)) - \tilde{g}(w^a)| + |\tilde{g}(w^a) - \tilde{g}(w)| \\ &\leq |\tilde{g}(j^\gamma(w^a)) - \tilde{g}(w^a)| + 2\varepsilon \\ &= \gamma + 2\varepsilon \\ &\leq 2\varepsilon', \end{aligned}$$

which shows that, for the nearest ancestor $w^{a'}$ of w that belongs to $\text{Im}(\alpha^{\varepsilon'})$, we have $|\tilde{g}(w^{a'}) - \tilde{g}(w)| \leq |\tilde{g}(\alpha^{\varepsilon'}(x)) - \tilde{g}(w)| \leq 2\varepsilon'$. This shows that $\alpha^{\varepsilon'}$ satisfies the Ancestor-Closeness property in Case 1.

Case 2: $w \in \text{Im}(\alpha^\varepsilon) \setminus \text{Im}(\alpha^{\varepsilon'})$.

Take an $x \in M_f$ such that $\alpha^\varepsilon(x) = w$. By definition

$$\alpha^{\varepsilon'}(x) = j^\gamma(\alpha^\varepsilon(x)) = j^\gamma(w)$$

is an ancestor of w that belongs to $\text{Im}(\alpha^{\varepsilon'})$. Furthermore, the ancestor $j^\gamma(w) \in \text{Im}(\alpha^{\varepsilon'})$ of w satisfies,

$$|\tilde{g}(j^\gamma(w)) - \tilde{g}(w)| = \gamma \leq 2\varepsilon'.$$

Note that the nearest ancestor $w^a \in \text{Im}(\alpha^{\varepsilon'})$ of w lies between w and $j^\gamma(w)$. Therefore,

$$|\tilde{g}(w^a) - \tilde{g}(w)| \leq |\tilde{g}(j^\gamma(w)) - \tilde{g}(w)| \leq 2\varepsilon'.$$

Hence, by Cases 1 and 2, Ancestor-Closeness property is satisfied for $\alpha^{\varepsilon'}$. Therefore, $\alpha^{\varepsilon'} : M_f \rightarrow M_g$ is an ε' -good map. \square

We note, since the exact interleaving distance ε^* belongs to Π (Lemma 3.1), it follows from Lemma 4.2 that for every $\varepsilon' \in \Pi$ with $\varepsilon' > \varepsilon^*$, there exists an ε' -good map between M_f and M_g . Next section discusses how we construct a continuous map between the merge trees which is required to verify the existence of an ε -good map between them.

4.2 Constructing a Continuous Map φ between Merge Trees

Let L_f and L_g denote the sets of leaf nodes of the merge trees M_f and M_g , respectively. We select an $\varepsilon \in \Pi$ and augment the merge trees M_f and M_g to obtain \widetilde{M}_f and \widetilde{M}_g , respectively, as discussed in Section 3.3. Note that this augmentation does not alter the topology of the merge trees. Consider a function $\phi : L_f \rightarrow \widetilde{M}_g$ such that each leaf node $u \in L_f$ is mapped to a node at the level $\tilde{g}^{-1}(\tilde{f}(u) + \varepsilon)$ of \widetilde{M}_g , that is ϕ satisfies Range-Shift property. For each leaf node $u_i \in L_f$, we extend the mapping $u_i \mapsto \phi(u_i)$ along the leaf-to-root path P_i starting from $u_i \in \widetilde{M}_f$. This yields an extension $\phi_i : P_i \rightarrow P'_i$, where P'_i is the path from $\phi(u_i)$ to the root of \widetilde{M}_g . The extension ϕ_i is defined so that it satisfies the Range-Shift property, namely $\tilde{g}(\phi_i(x)) = \tilde{f}(x) + \varepsilon$ for any point x in P_i . By construction, each map ϕ_i is continuous. Now, consider two distinct leaf nodes

u_i and u_j and their corresponding maps $\phi_i : P_i \rightarrow P'_i$ and $\phi_j : P_j \rightarrow P'_j$. We define the map $\phi_i \cup \phi_j : P_i \cup P_j \rightarrow P'_i \cup P'_j$ as

$$(\phi_i \cup \phi_j)(x) = \begin{cases} \phi_i(x), & \text{for } x \in P_i, \\ \phi_j(x), & \text{for } x \in P_j \end{cases} \quad (1)$$

provided ϕ_i and ϕ_j agree on the intersection $P_i \cap P_j$ which ensures the well-definedness of the map $\phi_i \cup \phi_j$. Since ϕ_i and ϕ_j are individually continuous by construction, the following lemma shows that $\phi_i \cup \phi_j$ is continuous whenever P_i and P_j are closed subsets of $P_i \cup P_j$.

Lemma 4.3 (Gluing Lemma [2]). *If P_i and P_j are closed in $P_i \cup P_j$ and if ϕ_i and ϕ_j are continuous, then the map $\phi_i \cup \phi_j$ is continuous.*

Thus, to guarantee the continuity of $\phi_i \cup \phi_j$, it remains to show that P_i and P_j are closed subsets of $P_i \cup P_j$.

Lemma 4.4. *P_i and P_j are closed in $P_i \cup P_j$ with topology induced from the quotient space topology on \widetilde{M}_f .*

Proof. A path between any two points u and u' in $P_i \cup P_j$ is a continuous function $\gamma : [0, 1] \rightarrow P_i \cup P_j$ such that $\gamma(0) = u$ and $\gamma(1) = u'$. Since $[0, 1]$ is compact and the continuous image of a compact set is compact [2], the image $\gamma([0, 1])$ is compact in $P_i \cup P_j$. Therefore, each of P_i and P_j is compact in $P_i \cup P_j$. Moreover, since every CW complex is Hausdorff [13], the merge tree \widetilde{M}_f is Hausdorff and consequently the subspace $P_i \cup P_j$ is also Hausdorff. Finally, in a Hausdorff space compact subsets are closed, so both P_i and P_j are closed in $P_i \cup P_j$. \square

The following lemma establishes that, in order to prove that the map $\phi_i \cup \phi_j$ is well-defined and continuous, it is sufficient to verify that $\phi_i(v) = \phi_j(v)$, where v denotes the least common ancestor of the leaf nodes u_i and u_j .

Lemma 4.5. *Given a map $\phi : L_f \rightarrow \widetilde{M}_g$ and two distinct leaf nodes $u_i, u_j \in L_f$, let $\phi_i : P_i \rightarrow P'_i$ and $\phi_j : P_j \rightarrow P'_j$ denote the extensions of the maps $u_i \mapsto \phi(u_i)$ and $u_j \mapsto \phi(u_j)$ along their respective leaf-to-root paths. Let v be the least common ancestor of u_i and u_j in \widetilde{M}_f , denoted by $\text{LCA}(u_i, u_j)$. Then, the map $\phi_i \cup \phi_j$, as defined in (1), is well-defined on $P_i \cup P_j$ if and only if $\phi_i(v) = \phi_j(v)$. Furthermore, $\phi_i \cup \phi_j$ is continuous under the same condition.*

Proof. Let us show $\phi_i \cup \phi_j$ is well-defined if and only if $\phi_i(v) = \phi_j(v)$.

The necessary part follows trivially: since if $\phi_i(v) \neq \phi_j(v)$, then $\phi_i \cup \phi_j$ is not well-defined at $v \in P_i \cap P_j$. So $\phi_i(v) = \phi_j(v)$ for $v = \text{LCA}(u_i, u_j)$.

To prove the sufficient part: Suppose $\phi_i(v) = \phi_j(v)$ for $v = \text{LCA}(u_i, u_j)$, and let v lie at level $\ell_k \in \mathcal{L}_1^{(\varepsilon)}$ in the augmented merge tree \widetilde{M}_f , with function value $\tilde{f}(v) = h_k$ (as defined in Section 3.3). Note that since the paths P_i and P_j in \widetilde{M}_f are unique, $P = P_i \cap P_j$ is a unique path from v to the root of \widetilde{M}_f . Correspondingly, the path P' from $\phi_i(v) = \phi_j(v)$ to the root of \widetilde{M}_g is also unique. For any ancestor v' of v along the path P , there exists exactly one point on P' with \tilde{g} -value $\tilde{f}(v') + \varepsilon$ to which both ϕ_i and ϕ_j can map v' while satisfying the Range-Shift property. Hence, $\phi_i(v') = \phi_j(v')$ for every ancestor v' of v on P . Thus $\phi_i \cup \phi_j$ is well-defined. Furthermore, using Lemma 4.4 and **Gluing Lemma 4.3**, the map $\phi_i \cup \phi_j$ is continuous on $P_i \cup P_j$. \square

Note that Lemma 4.5 can be generalized for a finite family of maps $\phi_i : P_i \rightarrow P'_i$ for $i = 1, 2, \dots, \eta_f$. First we define $\varphi = \phi_1 \cup \phi_2 \cup \dots \cup \phi_{\eta_f} : \widetilde{M}_f \rightarrow \widetilde{M}_g$ as

$$(\phi_1 \cup \phi_2 \cup \dots \cup \phi_{\eta_f})(x) = \begin{cases} \phi_1(x), & \text{for } x \in P_1, \\ \phi_2(x), & \text{for } x \in P_2, \\ \vdots & \vdots \\ \phi_{\eta_f}(x), & \text{for } x \in P_{\eta_f} \end{cases}$$

provided every two distinct functions ϕ_i and ϕ_j agree on the intersection $P_i \cap P_j$ ($i, j = 1, 2, \dots, \eta_f$). The theorem is formalized as follows.

Theorem 4.6. *Let u_1, \dots, u_{η_f} be the leaf nodes of the augmented merge tree \widetilde{M}_f . Then the map $\varphi = \phi_1 \cup \phi_2 \cup \dots \cup \phi_{\eta_f} : \widetilde{M}_f \rightarrow \widetilde{M}_g$ is well-defined if and only if for every pair (i, j) where $i \neq j$ and $i, j \in \{1, \dots, \eta_f\}$, the maps ϕ_i and ϕ_j agree at the least common ancestor of u_i and u_j ; that is $\phi_i(v) = \phi_j(v)$ for $v = \text{LCA}(u_i, u_j)$. Moreover, φ is continuous.*

Proof. To prove the necessary part, suppose $\phi_i(v) \neq \phi_j(v)$ for $v = \text{LCA}(u_i, u_j)$ of some pair of leaf nodes u_i and u_j . Then φ is not well-defined at v . Hence $\phi_i(v) = \phi_j(v)$ for all pairs of leaf nodes u_i and u_j , where $v = \text{LCA}(u_i, u_j)$.

For the converse, assume that for every pair (i, j) where $i \neq j$ and $i, j \in \{1, \dots, \eta_f\}$, we have $\phi_i(v) = \phi_j(v)$, where $v = \text{LCA}(u_i, u_j)$. First, consider $\phi_1 \cup \phi_2$, which is well-defined on $P_1 \cap P_2$ by Lemma 4.5. We extend this to the map φ by induction. Now consider $(\phi_1 \cup \phi_2) \cup \phi_3$. To check whether φ is well-defined, we need to verify that

$$\phi_1 \cup \phi_2 = \phi_3 \quad \text{on} \quad (P_1 \cup P_2) \cap P_3.$$

Let P denote $(P_1 \cup P_2) \cap P_3$. The branching of P_3 can occur at a node that lies either on P_1 or on P_2 . If the branching begins at a node on P_2 , as illustrated in Figure 6, then the path P is entirely contained in P_2 , and thus $P = P_2 \cap P_3$. In this case, $\phi_1 \cup \phi_2 = \phi_2$ on P , and since $\phi_2 = \phi_3$ on $P_2 \cap P_3$, it follows that $\phi_1 \cup \phi_2 = \phi_3$ on P . A symmetric argument applies if the branching occurs along P_1 , in which case $P \subseteq P_1$ and the same conclusion holds. If the branching begins at a node in $P_1 \cap P_2$ as shown in Figure 7, then since $\phi_1 = \phi_2$ on $P_1 \cap P_2$, both earlier cases apply simultaneously. Therefore, $\phi_1 \cup \phi_2 \cup \phi_3$ is well-defined on $P_1 \cup P_2 \cup P_3$. Moreover, since the finite union of closed sets is closed, both $P_1 \cup P_2$ and P_3 are closed in $P_1 \cup P_2 \cup P_3$, and since $\phi_1 \cup \phi_2$ and ϕ_3 are continuous, it follows from the Gluing Lemma [2] that $\phi_1 \cup \phi_2 \cup \phi_3$ is continuous on $P_1 \cup P_2 \cup P_3$. By repeating this process inductively for all $i \in \{1, 2, \dots, \eta_f\}$, we obtain the map $\varphi = \phi_1 \cup \phi_2 \cup \dots \cup \phi_{\eta_f}$ that is well-defined, since we see $\phi_1 \cup \phi_2 \cup \dots \cup \phi_{\eta_f-1} = \phi_{\eta_f}$ on $(P_1 \cup P_2 \cup \dots \cup P_{\eta_f-1}) \cap P_{\eta_f}$ using the pairwise agreement at the least common ancestors. Moreover, the map φ is continuous, since both $\phi_1 \cup \phi_2 \cup \dots \cup \phi_{\eta_f-1}$ and ϕ_{η_f} are continuous, and $P_1 \cup P_2 \cup \dots \cup P_{\eta_f-1}$ and P_{η_f} are closed in $P_1 \cup P_2 \cup \dots \cup P_{\eta_f}$, as finite unions of compact sets remain compact. Thus, by the Gluing Lemma [2], the union $\varphi = \phi_1 \cup \phi_2 \cup \dots \cup \phi_{\eta_f}$ is continuous on \widetilde{M}_f . \square

This result establishes the continuity of the map φ on \widetilde{M}_f and the Range-Shift property holds by its construction. It remains to check under what conditions φ satisfies the Ancestor-Shift and Ancestor-Closeness properties of Definition 3.3.

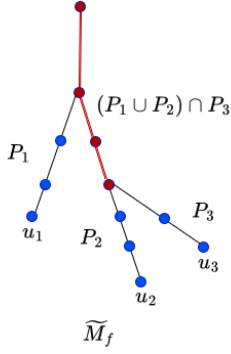


Figure 6: Given an augmented merge tree \widetilde{M}_f , let u_1, u_2 and u_3 be the leaf nodes and P_1, P_2 and P_3 denote the corresponding leaf-to-root paths. $(P_1 \cup P_2) \cap P_3$ is coloured in red and it is contained in P_2 .

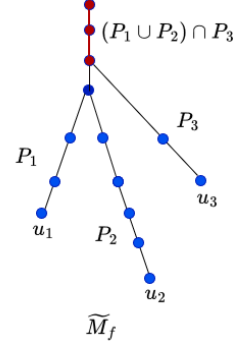


Figure 7: Given an augmented merge tree \widetilde{M}_f , let u_1, u_2 and u_3 be the leaf nodes and P_1, P_2 and P_3 denote the corresponding leaf-to-root paths. $(P_1 \cup P_2) \cap P_3$ is coloured in red and it is contained in P_1 and P_2 .

4.3 Ancestor-Shift Property of φ

In this section, we present a criterion for verifying that the constructed continuous map $\varphi : \widetilde{M}_f \rightarrow \widetilde{M}_g$ satisfies the Ancestor-Shift property. We begin by stating a necessary and sufficient condition for φ to satisfy the Ancestor-Shift property, given in the following lemma.

Lemma 4.7. *Let $\varphi : \widetilde{M}_f \rightarrow \widetilde{M}_g$ be the continuous map constructed in Theorem 4.6. Then φ satisfies the Ancestor-Shift property if and only if*

$$\text{for any two points } x, y \in \widetilde{M}_f \text{ with } \tilde{f}(x) = \tilde{f}(y) \text{ and } \varphi(x) = \varphi(y), \text{ we have } i^{2\varepsilon}(x) = i^{2\varepsilon}(y). \quad (2)$$

Proof. Suppose that φ satisfies the Ancestor-Shift property. For two points $x, y \in \widetilde{M}_f$ with $\tilde{f}(x) = \tilde{f}(y)$ and $\varphi(x) = \varphi(y)$, we have both $\varphi(x) \succeq \varphi(y)$ and $\varphi(y) \succeq \varphi(x)$. By the Ancestor-Shift property this implies $i^{2\varepsilon}(x) \succeq i^{2\varepsilon}(y)$ and $i^{2\varepsilon}(y) \succeq i^{2\varepsilon}(x)$, hence $i^{2\varepsilon}(x) = i^{2\varepsilon}(y)$. Therefore, condition (2) is necessary.

Conversely, suppose condition (2) holds. If $\varphi(x') \succeq \varphi(y')$ for some $x', y' \in \widetilde{M}_f$, then there exists an ancestor y'' of y' with $\tilde{f}(y'') = \tilde{f}(x')$ such that $\varphi(x') = \varphi(y'')$. This is because φ maps the monotone path from y' to the root of \widetilde{M}_f to that from $\varphi(y')$ to the root of \widetilde{M}_g , and the monotone path from $\varphi(y')$ to the root of \widetilde{M}_g is unique. By condition (2), we have $i^{2\varepsilon}(x') = i^{2\varepsilon}(y'')$. Since $i^{2\varepsilon}(y'') \succeq i^{2\varepsilon}(y')$, it follows that $i^{2\varepsilon}(x') \succeq i^{2\varepsilon}(y')$. Hence, φ satisfies the Ancestor-Shift property. \square

The condition for the Ancestor-Shift property given in Lemma 4.7 can be further simplified by considering the leaf nodes of \widetilde{M}_f , which yields a more easily verifiable criterion for the constructed map $\varphi : \widetilde{M}_f \rightarrow \widetilde{M}_g$, as stated in the following theorem.

Theorem 4.8. *Let $\varphi : \widetilde{M}_f \rightarrow \widetilde{M}_g$ be the continuous map constructed in Theorem 4.6. For any pair of distinct leaf nodes (u_i, u_j) in \widetilde{M}_f , let $v = \text{LCA}(u_i, u_j)$ denote their least common ancestor, and let P_i and P_j be the leaf-to-root paths from u_i and u_j , respectively. Traversing downward from v along P_i and P_j , let $u_r \in P_i$ and $u_s \in P_j$ be the first pair of nodes such that:*

- (i) $\tilde{f}(u_r) = \tilde{f}(u_s)$, and
- (ii) $\tilde{f}(v) - \tilde{f}(u_r) > 2\varepsilon$.

If exists, such a pair of nodes (u_r, u_s) will be referred to as 2ε -pair corresponding to the pair of leaf nodes (u_i, u_j) . Then the map φ satisfies the Ancestor-Shift property of Definition 3.3 if and only if

$$\varphi(u_r) \neq \varphi(u_s)$$

for every pair of distinct leaf nodes (u_i, u_j) in \widetilde{M}_f . Here, if for a given leaf pair (u_i, u_j) either $u_r \in P_i$ or $u_s \in P_j$ (or both) does not exist, then we assume the condition $\varphi(u_r) \neq \varphi(u_s)$ is satisfied formally.

Proof. First, assume that the continuous map $\varphi : \widetilde{M}_f \rightarrow \widetilde{M}_g$ satisfies the Ancestor-Shift property of Definition 3.3. Suppose, for contradiction, that $\varphi(u_r) = \varphi(u_s)$ for the 2ε -pair (u_r, u_s) of nodes corresponding to the leaf nodes (u_i, u_j) with $v = \text{LCA}(u_i, u_j)$ in \widetilde{M}_f . Since $\tilde{f}(v) - \tilde{f}(u_r) > 2\varepsilon$ (by condition (ii)), the nodes u_r and u_s cannot share a common ancestor at level $\tilde{f}(u_r) + 2\varepsilon$; that is, $i^{2\varepsilon}(u_r) \neq i^{2\varepsilon}(u_s)$. This contradicts the Ancestor-Shift property by Lemma 4.7. Therefore, $\varphi(u_r) \neq \varphi(u_s)$, and the condition is necessary.

For the reverse direction, suppose that for every pair of distinct leaf nodes (u_i, u_j) with $v = \text{LCA}(u_i, u_j)$, the corresponding 2ε -pair (u_r, u_s) at level $\ell_k \in \mathcal{L}_1^{(\varepsilon)}$ satisfies $\varphi(u_r) \neq \varphi(u_s)$. We claim that $\varphi(x) = \varphi(y)$ cannot occur for any pair of ancestors x, y of u_r, u_s , respectively, lying strictly between the levels ℓ_k and ℓ_{k+1} with equal \tilde{f} -values, nor for any pair of descendants x, y of u_r, u_s , respectively, with equal \tilde{f} -values. This will be shown through the following two assertions.

Assertion 1. $\varphi(x) \neq \varphi(y)$ for any ancestors x of u_r and y of u_s with $\tilde{f}(x) = \tilde{f}(y)$, lying strictly between the levels ℓ_k and ℓ_{k+1} .

Proof. Note that $\tilde{f}(v) - h_{k+1} \leq 2\varepsilon$, where $\tilde{f}^{-1}(h_{k+1}) = \ell_{k+1}$. Since there is no level in $\mathcal{L}_1^{(\varepsilon)}$ between ℓ_k and ℓ_{k+1} , it follows that $\varphi(x)$ and $\varphi(y)$ must lie between the corresponding levels $\hat{\ell}_k$ and $\hat{\ell}_{k+1}$ in $\mathcal{L}_2^{(\varepsilon)}$, with no level of $\mathcal{L}_2^{(\varepsilon)}$ in between. Suppose, for contradiction, that $\varphi(x) = \varphi(y)$. Then this common point must be an ancestor of both $\varphi(u_r)$ and $\varphi(u_s)$, and hence the least common ancestor v' of $\varphi(u_r)$ and $\varphi(u_s)$ has $\varphi(x) = \varphi(y)$ as an ancestor and v' must be a node which has degree at least three in \widetilde{M}_g . Therefore v' corresponds to a critical level, contradicting the assumption that there is no level of $\mathcal{L}_2^{(\varepsilon)}$ between $\hat{\ell}_k$ and $\hat{\ell}_{k+1}$. Therefore, $\varphi(x) \neq \varphi(y)$ for all ancestors x and y of u_r and u_s , respectively, that share the same \tilde{f} -value and lie strictly between the levels ℓ_k and ℓ_{k+1} . \square

Assertion 2. $\varphi(x) \neq \varphi(y)$ for any descendants x of u_r and y of u_s with $\tilde{f}(x) = \tilde{f}(y)$.

Proof. Suppose, for contradiction, that $\varphi(x) = \varphi(y)$ for some descendants x of u_r and y of u_s with $\tilde{f}(x) = \tilde{f}(y)$. Since φ is continuous and $\varphi(u_r) \neq \varphi(u_s)$, the points $\varphi(x) = \varphi(y)$, $\varphi(u_r)$, $\varphi(u_s)$, and $\varphi(v)$ together imply the existence of a loop in the merge tree \widetilde{M}_g , which is impossible. This contradiction, illustrated in Figure 8, shows that $\varphi(x) \neq \varphi(y)$ for any such pair of descendants with equal \tilde{f} -value. \square

In order to show that φ satisfies the Ancestor-Shift property by using Lemma 4.7, suppose that for $x, y \in \widetilde{M}_f$ with $\tilde{f}(x) = \tilde{f}(y)$, we have $\varphi(x) = \varphi(y)$. If $x = y$, then we have $i^{2\varepsilon}(x) = i^{2\varepsilon}(y)$

trivially. Suppose $x \neq y$. Let u_i and u_j be the leaf nodes of \widetilde{M}_f that are descendants of x and y , respectively. If $u_i = u_j$, then, by the uniqueness of the leaf-to-root path from $u_i = u_j$, we must have $x = y$, which contradicts our assumption. Hence, $u_i \neq u_j$. If for the pair (u_i, u_j) , a corresponding 2ε -pair (u_r, u_s) exists, then by Assertions 1 and 2, the map φ does not identify any ancestors of u_r and u_s lying between the levels ℓ_k and ℓ_{k+1} that share the same \tilde{f} -value, nor any of their descendants with the same \tilde{f} -value. Consequently, x and y must lie between the levels ℓ_{k+1} and v , implying $\tilde{f}(v) - \tilde{f}(x) \leq 2\varepsilon$. Since the path from v to the root of \widetilde{M}_f is unique, there exists an ancestor $v' \succeq v$ such that $\tilde{f}(v') - \tilde{f}(x) = 2\varepsilon$. As v' is the unique common ancestor of both x and y satisfying $\tilde{f}(v') - \tilde{f}(x) = \tilde{f}(v') - \tilde{f}(y) = 2\varepsilon$, it follows that $i^{2\varepsilon}(x) = i^{2\varepsilon}(y)$. If either u_r or u_s (say, u_r) does not exist, then $\tilde{f}(v) - \tilde{f}(u_i) \leq 2\varepsilon$. Consequently, $\tilde{f}(v) - \tilde{f}(x) = \tilde{f}(v) - \tilde{f}(y) \leq 2\varepsilon$, and thus $i^{2\varepsilon}(x) = i^{2\varepsilon}(y)$ holds similarly as before. Therefore, by Lemma 4.7, the map φ satisfies the Ancestor-Shift property. \square

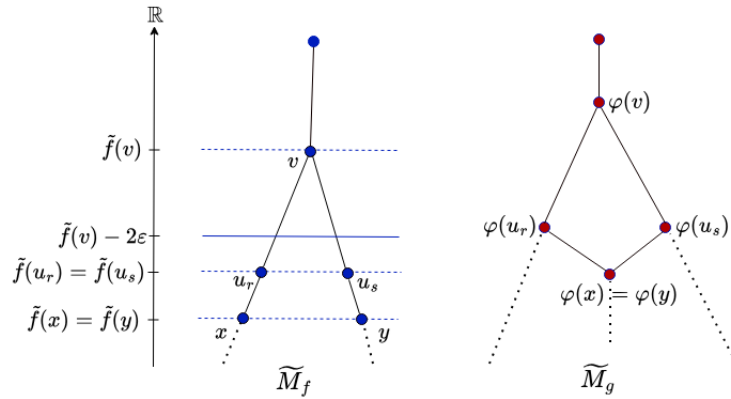


Figure 8: Given two merge trees \widetilde{M}_f and \widetilde{M}_g , let v denote the least common ancestor of two leaf nodes in \widetilde{M}_f . Suppose (u_r, u_s) is the pair corresponding to v and let x be a descendant of u_r and y be a descendant of u_s . If the map $\varphi : \widetilde{M}_f \rightarrow \widetilde{M}_g$ is continuous and satisfy $\varphi(x) = \varphi(y)$ and $\varphi(u_r) \neq \varphi(u_s)$, then $\varphi(v)$, $\varphi(u_r)$, $\varphi(u_s)$ and $\varphi(x) = \varphi(y)$ create a loop in \widetilde{M}_g .

The continuous map $\varphi : \widetilde{M}_f \rightarrow \widetilde{M}_g$ satisfies the Range-Shift property and Ancestor-Shift property, and it remains to check the Ancestor-Closeness property for the map φ to be an ε -good map.

4.4 Ancestor-Closeness Property of φ

In this section, to verify the Ancestor-Closeness property, we show that it suffices to consider the set L_g of all leaf nodes of \widetilde{M}_g . For any leaf node $w \in L_g \setminus \text{Im}(\varphi)$, let w^a denote the nearest ancestor of w that lies in $\text{Im}(\varphi)$. We then need to check that $|\tilde{g}(w^a) - \tilde{g}(w)| \leq 2\varepsilon$. Since leaf nodes are extremal in the tree structure and φ is monotone by construction, verifying the Ancestor-Closeness property only for the leaf nodes $w \in L_g \setminus \text{Im}(\varphi)$ is sufficient to guarantee that the property holds for all other points in $\widetilde{M}_g \setminus \text{Im}(\varphi)$. We formalize this observation in the following lemma.

Lemma 4.9. *Let $\varphi : \widetilde{M}_f \rightarrow \widetilde{M}_g$ be the continuous map in Theorem 4.6. If φ satisfies Ancestor-Closeness property for all leaf nodes $w \in L_g \setminus \text{Im}(\varphi)$, then φ satisfies the Ancestor-Closeness property for all point $x \in \widetilde{M}_g \setminus \text{Im}(\varphi)$.*

Proof. Suppose Ancestor-Closeness property of Definition 3.3 holds for all leaf nodes $w \in L_g \setminus \text{Im}(\varphi)$. We aim to show that for any point $x \in \widetilde{M}_g \setminus \text{Im}(\varphi)$, the inequality

$$|\tilde{g}(x) - \tilde{g}(x^a)| \leq 2\varepsilon$$

holds, where x^a denotes the nearest ancestor of x that lies in $\text{Im}(\varphi)$.

We claim that any such point $x \in \widetilde{M}_g \setminus \text{Im}(\varphi)$ must lie on the path connecting the unique leaf node $w \in L_g \setminus \text{Im}(\varphi)$, which is a descendant of x , to its nearest ancestor $w^a \in \text{Im}(\varphi)$. Otherwise, $x \succeq w^a$. Since φ is continuous and monotone, it follows that $x \in \text{Im}(\varphi)$. This contradicts the assumption that $x \notin \text{Im}(\varphi)$.

Therefore, x must lie between some $w \in L_g \setminus \text{Im}(\varphi)$ and its nearest ancestor $w^a \in \text{Im}(\varphi)$. In this case, the nearest ancestor of x in $\text{Im}(\varphi)$ is precisely $x^a = w^a$. Since all leaf nodes $w \in L_g \setminus \text{Im}(\varphi)$ satisfies $|\tilde{g}(w) - \tilde{g}(w^a)| \leq 2\varepsilon$, we have:

$$|\tilde{g}(x) - \tilde{g}(x^a)| \leq |\tilde{g}(w) - \tilde{g}(w^a)| \leq 2\varepsilon.$$

Hence, Ancestor-Closeness property is satisfied for every point $x \in \widetilde{M}_g \setminus \text{Im}(\varphi)$. \square

Lemma 4.9 establishes that it is sufficient to verify the Ancestor-Closeness property of Definition 3.3 only for the leaf nodes $w \in L_g \setminus \text{Im}(\varphi)$. Once all three properties are verified, we determine that φ qualifies to be an ε -good map. Our goal is to compute the smallest such value of ε , denoted ε^* , for which an ε -good map exists. We now proceed to describe the algorithmic framework used to compute ε^* .

5 Algorithmic Contributions

A key structural property of merge trees is that each tree admits a unique decomposition into monotone paths from its leaves to the root, and the union of all these paths covers the tree. Leveraging this property, we avoid the need to examine all nodes and their subsets when determining the existence of an ε -good map between two merge trees. Instead, we focus solely on the leaf nodes of the first merge tree and construct maps along each corresponding leaf-to-root path. Let M_f and M_g be the input merge trees. Let \widetilde{M}_f and \widetilde{M}_g denote their corresponding augmented versions, as defined in Section 3.3. Let L_f and L_g denote the sets of leaf nodes in \widetilde{M}_f and \widetilde{M}_g , respectively. We denote by η_f and η_g the numbers of leaf nodes of \widetilde{M}_f and \widetilde{M}_g respectively. Here, we assume that the number of possible ε -good maps from M_f to M_g does not exceed that from M_g to M_f , i.e., $\eta_g^{\eta_f} \leq \eta_f^{\eta_g}$, in order to reduce the complexity of our algorithm. If $\eta_g^{\eta_f} > \eta_f^{\eta_g}$, we construct the ε -good maps from M_g to M_f in an analogous manner, interchanging the roles of M_f and M_g . Note that the number of leaf-to-root paths in each merge tree equals the number of leaves. Our algorithm computes the exact interleaving distance $\varepsilon^* = d_I(M_f, M_g)$ by performing the following steps:

Step 1: Candidate Value Generation. We begin by constructing a sorted list Π of candidate values ε , obtained by considering all pairwise differences in function values between nodes across the merge trees M_f and M_g , as well as within each individual tree, as in Lemma 3.1. The exact interleaving distance ε^* is identified as the smallest value in Π for which the merge trees M_f and M_g are ε -interleaved. To determine ε^* , we perform a binary search

over the sorted list Π . For the correctness of binary search algorithm, we have proved that if M_f and M_g are ε -interleaved, then for every $\varepsilon' > \varepsilon$, M_f and M_g are ε' -interleaved (as in Lemma 4.2). At each iteration of the binary search, a candidate value $\varepsilon \in \Pi$ is selected, and we check whether M_f and M_g are ε -interleaved. This verification proceeds through the following steps. Section 5.1 describes the procedure for generating the set of candidate values.

- Step 2: Extending the Merge Trees.** As discussed in Section 3.2, for a given candidate value ε , we first extend the merge trees M_f and M_g by modifying the root of M_f or M_g , if necessary, to facilitate the definition of an ε -good map between them. Details of the extension procedure are provided in Section 5.2.
- Step 3: Augmenting the Merge Trees.** Next, we augment the extended merge trees M_f and M_g by inserting degree-two nodes at each levels of $\mathcal{L}_1^{(\varepsilon)}$ in M_f and $\mathcal{L}_2^{(\varepsilon)}$ in M_g where no node already exists. Then we obtain the augmented merge trees \widetilde{M}_f and \widetilde{M}_g , as described in Section 3.3. For details of the augmentation procedure, refer to Section 5.3.
- Step 4: Constructing Maps between Augmented Merge Trees.** For a given candidate value ε , we begin by constructing a map $\phi : L_f \rightarrow \widetilde{M}_g$, where each leaf node in L_f of \widetilde{M}_f is mapped to a node at the corresponding level in \widetilde{M}_g . This initial assignment is then extended along each leaf-to-root path in \widetilde{M}_f to obtain a map $\varphi : \widetilde{M}_f \rightarrow \widetilde{M}_g$. Specifically, for each $u_i \in L_f$, we extend the mapping $u_i \mapsto \phi(u_i)$ to a map $\phi_i : P_i \rightarrow P'_i$, where P_i denotes the path from u_i to the root of \widetilde{M}_f , and P'_i is the corresponding path from $\phi(u_i)$ to the root of \widetilde{M}_g . Each node on P_i is mapped to the unique node on P'_i that lies at the corresponding level. The complete map φ is considered as the union $\varphi = \bigcup_{i=1}^{\eta_f} \phi_i$ provided it is well-defined, i.e. each node in \widetilde{M}_f has a unique image in \widetilde{M}_g (as described in Section 4). Furthermore, we have shown that φ is continuous in Theorem 4.6. In the construction of φ , a node u on a path $P \subseteq \widetilde{M}_f$ at level $\ell_k \in \mathcal{L}_1^{(\varepsilon)}$, with function value $\tilde{f}(u) = h_k$, is mapped to the unique node on the corresponding path $P' \subseteq \widetilde{M}_g$ that lies at level $\hat{\ell}_k \in \mathcal{L}_2^{(\varepsilon)}$, with function value $\tilde{g}(\varphi(u)) = \hat{h}_k = h_k + \varepsilon$. This construction guarantees that **Range-Shift** property of Definition 3.3 is satisfied. We note that since every node at a level lies on some leaf-to-root path, the number of nodes at any level in the augmented tree \widetilde{M}_g is bounded above by η_g , the number of leaf nodes of \widetilde{M}_g . As a result, each leaf node in \widetilde{M}_f has at most η_g target nodes in \widetilde{M}_g , leading to at most $\eta_g^{\eta_f}$ such possible mappings φ . The details of our map construction algorithm is described in Section 5.4.
- Step 5: Verifying ε -Goodness of Map.** Finally, we verify if a map φ between the augmented merge trees \widetilde{M}_f and \widetilde{M}_g qualifies to be an ε -good map. It remains to verify whether φ also satisfies **Ancestor-Shift** and **Ancestor-Closeness** properties of Definition 3.3. To verify **Ancestor-Shift** property, we have proved Theorem 4.8, which ensures that if $\varphi(x) = \varphi(y)$ for some distinct nodes $x, y \in \widetilde{M}_f$, then x and y must share a common ancestor at level $\tilde{f}(x) + 2\varepsilon$. For **Ancestor-Closeness** property, Lemma 4.9 shows that it suffices to verify this property only for the leaf nodes in the set $L_g \setminus \text{Im}(\varphi)$. This verification ensures that **Ancestor-Closeness** property is satisfied for the entire map $\varphi : \widetilde{M}_f \rightarrow \widetilde{M}_g$. See Section 5.5 for details of the algorithm.

Following these steps, we now describe our main algorithm COMPUTEINTERLEAVINGDISTANCE in Algorithm 1 which computes the interleaving distance between two merge trees M_f and M_g .

Beginning with Step 1, the procedure GENERATECANDIDATEVALUES generates the sorted list Π of candidate values (line 3, Algorithm 1). A binary search is performed to find the exact interleaving distance ε^* between the merge trees (lines 6-15, Algorithm 1). Two indices, l and r , are initialized to the ends of this list, and ε^* is set to infinity representing the current best interleaving value found so far (lines 4-5, Algorithm 1). At each iteration, a candidate value $\varepsilon \in \Pi$ is selected, and the procedure IS- ε -INTERLEAVED is invoked to check whether the merge trees M_f and M_g are ε -interleaved (line 9, Algorithm 1). The procedure IS- ε -INTERLEAVED consists of the Steps: 2. Extending the merge trees 3. Augmenting the merge trees, 4. Constructing maps between augmented merge trees and 5. Verifying the ε -goodness of map. See Section 5.6 for details of the IS- ε -INTERLEAVED procedure. If M_f and M_g are ε -interleaved, then the search continues in the left half of Π considering values less than ε (lines 9-11, Algorithm 1). Otherwise, the search proceeds in the right half of Π , with values greater than ε (lines 12-13, Algorithm 1). The process repeats until the range is exhausted, at which point the smallest valid ε found is returned as the exact interleaving distance ε^* (line 16, Algorithm 1).

Algorithm 1 COMPUTEINTERLEAVINGDISTANCE(M_f, M_g)

```

1: Input: Merge trees  $M_f$  and  $M_g$ 
2: Output:  $\varepsilon^* = d_I(M_f, M_g)$ 
3:  $\Pi \leftarrow$  GENERATECANDIDATEVALUES( $M_f, M_g$ )
4:  $l \leftarrow 0, r \leftarrow \Pi.length() - 1$ 
5:  $\varepsilon^* \leftarrow \infty$ 
6: while  $l \leq r$  do
7:    $mid \leftarrow \lfloor (l + r)/2 \rfloor$ 
8:    $\varepsilon \leftarrow \Pi.get(mid)$ 
9:   if IS- $\varepsilon$ -INTERLEAVED( $M_f, M_g, \varepsilon$ ) then
10:     $\varepsilon^* \leftarrow \varepsilon$ 
11:     $r \leftarrow mid - 1$ 
12:   else
13:     $l \leftarrow mid + 1$ 
14:   end if
15: end while
16: return  $\varepsilon^*$ 

```

Next, we describe all the five steps of the algorithm in details.

5.1 Generation of Candidate Values

The procedure GENERATECANDIDATEVALUES enumerates all possible function value differences both between nodes within the same tree and across the trees M_f and M_g , and stores them in the set Π (lines 5–21, procedure GENERATECANDIDATEVALUES). Inserting into a set data-structure ensures that no duplicates are inserted (lines 8, procedure GENERATECANDIDATEVALUES). Then procedure SORT converts the set Π into a sorted list of elements in increasing order to enable efficient binary search in Algorithm 1 (lines 22–23, procedure GENERATECANDIDATEVALUES). The procedure GENERATECANDIDATEVALUES is detailed below.

```

1: procedure GENERATECANDIDATEVALUES( $M_f, M_g$ )
2:   Initialize set:  $\Pi \leftarrow \emptyset$ ;

```

```

3:   $V_f \leftarrow M_f.\text{GETNODES}();$ 
4:   $V_g \leftarrow M_g.\text{GETNODES}();$ 
5:  % Function value differences for all node pairs across the merge trees.
6:  for all  $u \in V_f$  do
7:      for all  $v \in V_g$  do
8:           $\Pi.\text{insert}(|\tilde{f}(u) - \tilde{g}(v)|)$ 
9:      end for
10: end for
11: % Function value differences for all node pairs within the merge trees.
12: for  $u \in V_f$  do
13:     for  $u' \in V_f$  &  $u \neq u'$  do
14:          $\Pi.\text{insert}\left(\frac{|\tilde{f}(u) - \tilde{f}(u')|}{2}\right)$ 
15:     end for
16: end for
17: for  $v \in V_g$  do
18:     for  $v' \in V_g$  &  $v \neq v'$  do
19:          $\Pi.\text{insert}\left(\frac{|\tilde{g}(v) - \tilde{g}(v')|}{2}\right)$ 
20:     end for
21: end for
22: % Return list of sorted values without any duplicate entries
23: return  $\text{SORT}(\Pi)$ 
24: end procedure

```

Once the sorted list Π of candidate values has been generated, we pick a value $\varepsilon \in \Pi$ and test whether M_f and M_g are ε -interleaved. The process starts by augmenting each merge tree as detailed in the next section.

5.2 Extending the Merge Trees.

This section describes the procedure for extending the merge trees. In Section 3.2, for the well-definedness of the ε -compatible maps between two merge trees, we extended each of the merge trees with a ray upward from the root, allowing the function value to tend to $+\infty$. However, for implementation purposes, to compute ε -good map, instead of extending a ray, we modify the merge trees M_f and M_g as follows. If the \tilde{g} -value at the root of M_g satisfies $\tilde{g}(\text{root}(M_g)) < \tilde{f}(\text{root}(M_f)) + \varepsilon$, a new root node is created in M_g with \tilde{g} -value $\tilde{f}(\text{root}(M_f)) + \varepsilon$, and the original root of M_g is assigned as its child. Conversely, if $\tilde{g}(\text{root}(M_g)) > \tilde{f}(\text{root}(M_f)) + \varepsilon$, the procedure extends M_f in a similar manner by creating a new root node with \tilde{f} -value $\tilde{g}(\text{root}(M_g)) - \varepsilon$, and the original root of M_f is made its child. The pseudocode for this extension process is provided in the procedure `EXTENDMERGETREE`, which is invoked prior to the augmentation procedure.

```

1: procedure EXTENDMERGETREE( $M_g, M_f, \varepsilon$ )
2:    $t \leftarrow \tilde{f}(\text{root}(M_f)) + \varepsilon$ 
3:   if  $\tilde{g}(\text{root}(M_g)) < t$  then
4:        $r_{\text{old}} \leftarrow \text{root}(M_g)$ 
5:        $r_{\text{new}} \leftarrow \text{CREATENODE}()$ 
6:        $\tilde{g}(r_{\text{new}}) \leftarrow t$ 
7:        $r_{\text{new}}.\text{ADDCHILD}(r_{\text{old}})$ 

```

```

8:      $M_g$ .SETRoot( $r_{\text{new}}$ )
9:   else if  $\tilde{g}(\text{root}(M_g)) > t$  then
10:      $r_{\text{old}} \leftarrow \text{root}(M_f)$ 
11:      $r_{\text{new}} \leftarrow \text{CREATE\_NODE}()$ 
12:      $\tilde{f}(r_{\text{new}}) \leftarrow \tilde{g}(\text{root}(M_g)) - \varepsilon$ 
13:      $r_{\text{new}}$ .ADDCHILD( $r_{\text{old}}$ )
14:      $M_f$ .SETRoot( $r_{\text{new}}$ )
15:   end if
16:   return  $\{M_f, M_g\}$ 
17: end procedure

```

The procedure EXTENDMERGETREE ensures that the root of M_g satisfies the condition $\tilde{g}(\text{root}(M_g)) = \tilde{f}(\text{root}(M_f)) + \varepsilon$. It first computes the target value $t = \tilde{f}(\text{root}(M_f)) + \varepsilon$ (line 2, procedure EXTENDMERGETREE). If the \tilde{g} -value of the root of M_g is smaller than t , a new root node r_{new} is created and assigned the value $\tilde{g}(r_{\text{new}}) = t$ (lines 3–6, procedure EXTENDMERGETREE). The original root r_{old} of M_g is then attached as a child of r_{new} (line 7, procedure EXTENDMERGETREE), and r_{new} is set as the new root of M_g (line 8, procedure EXTENDMERGETREE), see the Figure 9(a). If $\tilde{g}(\text{root}(M_g)) > t$, then the root of M_f is modified analogously (lines 9–15, procedure EXTENDMERGETREE), see the Figure 9(b). Finally, the extended merge trees M_f and M_g are returned (line 16, procedure EXTENDMERGETREE).

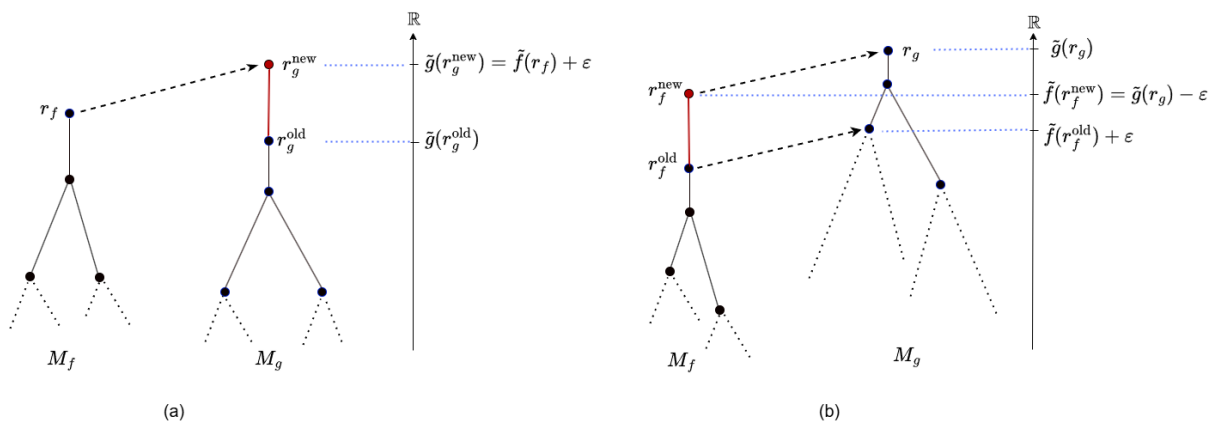


Figure 9: (a) Illustration of extending the merge tree M_g when $\tilde{g}(r_g^{\text{old}}) < \tilde{f}(r_f) + \varepsilon$. Here, r_f and r_g^{old} denote the original roots of M_f and M_g , respectively. A new root r_g^{new} is introduced in M_g with \tilde{g} -value $\tilde{f}(r_f) + \varepsilon$. The original root r_g^{old} is then assigned as the child of this newly created root r_g^{new} . (b) Illustration of extending the merge tree M_f when $\tilde{g}(r_g) > \tilde{f}(r_f^{\text{old}}) + \varepsilon$. Here, r_f^{old} and r_g denote the original roots of M_f and M_g , respectively. A new root r_f^{new} is introduced in M_f with \tilde{f} -value $\tilde{g}(r_g) - \varepsilon$. The original root r_f^{old} is then assigned as the child of this newly created root r_f^{new} .

5.3 Augmenting the Merge Trees.

Next, we describe the augmentation of the extended merge tree M_f ; the augmentation of the extended merge tree M_g is performed analogously. The procedure AUGMENTMERGETREE which augments the merge tree M_f to produce the augmented tree \tilde{M}_f is outlined below.


```

1: procedure AUGMENTMERGETREE( $M_f, M_g, \varepsilon$ )
2:    $\widetilde{M}_f \leftarrow M_f$ 
3:    $V \leftarrow \widetilde{M}_f.$ GETNODES()
4:    $E \leftarrow \widetilde{M}_f.$ GETEDGES()
5:    $\widehat{V} \leftarrow M_g.$ GETNODES()
6:   % Augment  $M_f$  at all levels  $\tilde{f}(u)$  for  $u \in V$ 
7:   for  $u \in V$  do
8:     for  $(x, y) \in E$  &  $\tilde{f}(x) > \tilde{f}(y)$  do
9:       if  $\tilde{f}(x) > \tilde{f}(u)$  &  $\tilde{f}(y) < \tilde{f}(u)$  then
10:         $\widetilde{M}_f.$ REMOVEEDGE( $x, y$ )
11:         $z \leftarrow \widetilde{M}_f.$ CREATENODE()
12:         $\tilde{f}(z) \leftarrow \tilde{f}(u)$ 
13:         $\widetilde{M}_f.$ ADDEDGES( $\{(x, z), (z, y)\}$ )
14:         $\widetilde{M}_f.$ update()
15:       end if
16:     end for
17:   end for
18:   % Augment  $M_f$  at levels  $\tilde{g}(v) - \varepsilon$  for  $v \in \widehat{V}$ 
19:   for  $v \in \widehat{V}$  do
20:     for  $(x, y) \in E$  &  $\tilde{f}(x) > \tilde{f}(y)$  do
21:       if  $\tilde{f}(x) > \tilde{g}(v) - \varepsilon$  &  $\tilde{f}(y) < \tilde{g}(v) - \varepsilon$  then
22:         $\widetilde{M}_f.$ REMOVEEDGE( $x, y$ )
23:         $z \leftarrow \widetilde{M}_f.$ CREATENODE()
24:         $\tilde{f}(z) \leftarrow \tilde{g}(v) - \varepsilon$ 
25:         $\widetilde{M}_f.$ ADDEDGES( $\{(x, z), (z, y)\}$ )
26:         $\widetilde{M}_f.$ update()
27:       end if
28:     end for
29:   end for
30:   return  $\widetilde{M}_f$ 
31: end procedure

```

For each node $u \in M_f$ and each edge (x, y) in M_f , if $\tilde{f}(x) > \tilde{f}(u) > \tilde{f}(y)$, a new degree-two node z is inserted at level $\tilde{f}(u)$ by replacing the edge (x, y) with (x, z) and (z, y) and setting $\tilde{f}(z) = \tilde{f}(u)$ (lines 6–17, procedure AUGMENTMERGETREE). Subsequently, for a given candidate value ε and for each node $v \in M_g$, if there exists an edge (x, y) in M_f such that $\tilde{f}(x) > \tilde{g}(v) - \varepsilon > \tilde{f}(y)$, a new degree-two node z is inserted at the level $\tilde{g}(v) - \varepsilon$. This is achieved by splitting the edge (x, y) into two edges, (x, z) and (z, y) , and assigning $\tilde{f}(z) = \tilde{g}(v) - \varepsilon$ (lines 18–29, procedure AUGMENTMERGETREE). Following the augmentation, the construction of mappings between the augmented merge trees is carried out in the next section.

5.4 Constructing Maps between Augmented Merge Trees.

The procedure CONSTRUCTMAP extends a given leaf-to-node correspondence $\phi : L_f \rightarrow \widetilde{M}_g$ to a continuous map $\varphi : \widetilde{M}_f \rightarrow \widetilde{M}_g$ where construction of ϕ will be discussed in Section 5.6. The algorithm begins by initializing an empty collection to store the partial path-wise mappings (line 2,

procedure CONSTRUCTMAP). For each leaf node $u_i \in L_f$, it first computes the leaf-to-root path P_i from u_i to the root in \widetilde{M}_f , and the corresponding path P'_i from its image $\phi(u_i)$ to the root in \widetilde{M}_g (lines 4–5, procedure CONSTRUCTMAP). Using these two paths, the routine EXTENDMAP constructs a local mapping ϕ_i that extends the assignment $\phi(u_i)$ to all nodes along P_i (line 6, procedure CONSTRUCTMAP). These local maps are accumulated in the collection Φ (line 7, procedure CONSTRUCTMAP). After all leaf-to-root paths are processed, the procedure invokes ISWELL-DEFINED to verify the global consistency of the collection Φ with respect to the least common ancestors (LCAs) of leaf pairs (line 9, procedure CONSTRUCTMAP) where computation of LCAs will be discussed in Section 5.6. If the check succeeds, the partial maps are merged using MAP to obtain a single continuous map φ (line 10, procedure CONSTRUCTMAP); otherwise, the procedure returns Null (line 13, procedure CONSTRUCTMAP), indicating that no valid consistent mapping can be formed.

```

1: procedure CONSTRUCTMAP( $\phi, \widetilde{M}_f, \widetilde{M}_g, L_f, \text{LCAS}$ )
2:    $\Phi \leftarrow \emptyset$ 
3:   for each  $u_i \in L_f$  do
4:     Compute:  $P_i \leftarrow \text{NODETOROOTPATH}(u_i, \widetilde{M}_f)$ 
5:      $P'_i \leftarrow \text{NODETOROOTPATH}(\phi(u_i), \widetilde{M}_g)$ 
6:      $\phi_i \leftarrow \text{EXTENDMAP}(u_i, \phi[u_i], P_i, P'_i)$ 
7:      $\Phi.\text{ADDTOLIST}(\phi_i)$ 
8:   end for
9:   if ISWELL-DEFINED( $\Phi, L_f, \text{LCAS}$ ) then
10:     $\varphi \leftarrow \text{MAP}(\Phi)$ 
11:    return  $\varphi$ 
12:   else
13:    return Null
14:   end if
15: end procedure

```

Procedure: NODETOROOTPATH. The procedure NODETOROOTPATH(u, \widetilde{M}_f) constructs the path from a node u to the root of the merge tree \widetilde{M}_f . It initializes an empty list P (lines 2–3, procedure NODETOROOTPATH) and iteratively adds each node along the upward traversal from u to the root (lines 5–8, procedure NODETOROOTPATH). The resulting list P , containing all nodes on the path in order from leaf to root, is then returned (line 9, procedure NODETOROOTPATH).

```

1: procedure NODETOROOTPATH( $u, \widetilde{M}_f$ )
2:   % Initialize empty path list
3:    $P \leftarrow []$ 
4:    $u' \leftarrow u$ 
5:   while  $u' \neq \text{Null}$  do
6:      $P.\text{ADDTOLIST}(u')$ 
7:      $u' \leftarrow \text{parent}(u')$ 
8:   end while
9:   return  $P$ 
10: end procedure

```

Procedure: EXTENDMAP. The procedure EXTENDMAP(x, y, P, P') extends a partial correspondence between two augmented merge trees along specified node-to-root paths. Given nodes $x \in \widetilde{M}_f$ and $y \in \widetilde{M}_g$ with $\tilde{g}(y) = \tilde{f}(x) + \varepsilon$, together with their respective paths P and P' from x and y to the corresponding roots, the procedure constructs a mapping ψ that aligns each ancestor of x with the corresponding ancestor of y . It begins by initializing the mapping with $\psi[x] = y$ (line 4, procedure EXTENDMAP) and then iteratively assigns each parent of x in P to the corresponding parent of y in P' while traversing upward along both paths (lines 7–11, procedure EXTENDMAP). As ensured by the augmentation step, there exists a one-to-one correspondence between the nodes of P and P' . Consequently, the process proceeds until both paths reach their respective roots simultaneously, guaranteeing that each node $u \in P$ is mapped to a corresponding node in P' whose \tilde{g} -value satisfies $\tilde{g}(\varphi(u)) = \tilde{f}(u) + \varepsilon$.

```

1: procedure EXTENDMAP( $x, y, P, P'$ )
2:   % Initialize empty hash map
3:    $\psi \leftarrow \emptyset$ 
4:    $\psi[x] \leftarrow y$ 
5:    $x' \leftarrow P.\text{parent}(x)$ 
6:    $y' \leftarrow P'.\text{parent}(y)$ 
7:   while  $x' \neq \text{Null}$  &  $y' \neq \text{Null}$  do
8:      $\psi[x'] \leftarrow y'$ 
9:      $x' \leftarrow P.\text{parent}(x')$ 
10:     $y' \leftarrow P'.\text{parent}(y')$ 
11:  end while
12:  return  $\psi$ 
13: end procedure

```

Procedure: ISWELLDEFINED. The procedure ISWELLDEFINED verifies whether the collection of local mappings $\{\phi_i : P_i \rightarrow P'_i\}$ in Φ , obtained from the EXTENDMAP procedure for all path pairs (P_i, P'_i) , collectively defines a well-defined continuous map $\varphi : \widetilde{M}_f \rightarrow \widetilde{M}_g$. For each pair of distinct leaf nodes (u_i, u_j) , it retrieves their least common ancestor v from the precomputed dictionary LCAS. Using this information, ISWELLDEFINED determines whether φ is well-defined by checking that each pair of extensions in Φ agrees at the corresponding least common ancestor. If the associated extensions $\Phi[i]$ and $\Phi[j]$ yield distinct images at v , i.e., $\Phi[i](v) \neq \Phi[j](v)$, then φ fails the well-definedness criterion of Theorem 4.6 (line 5, procedure ISWELLDEFINED). Hence the procedure returns **False** (line 6, procedure ISWELLDEFINED).

```

1: procedure ISWELLDEFINED( $\Phi, L_f, \text{LCAS}$ )
2:  for  $u_i \in L_f$  do
3:    for  $u_j \in L_f$  &  $u_j \neq u_i$  do
4:       $v \leftarrow \text{LCAS}[(u_i, u_j)]$ 
5:      if  $\Phi[i](v) \neq \Phi[j](v)$  then
6:        return False
7:      end if
8:    end for
9:  end for
10:  return True
11: end procedure

```

Procedure: MAP. If the procedure ISWELLDEFINED confirms the well-definedness of Φ , then the procedure MAP constructs the global mapping $\varphi = \bigcup_{i=1}^{\eta_f} \Phi[i]$. The procedure MAP consolidates the collection of local mappings Φ into a single global map φ by inserting each key–value pair $(u, \phi_i(u))$ for every node $u \in P_i$, where P_i denotes the domain of the local map $\phi_i \in \Phi$, into φ (lines 3–7, procedure MAP). The detailed steps of MAP are given below.

```

1: procedure MAP( $\Phi$ )
2:   Initialize  $\varphi \leftarrow \emptyset$ 
3:   for each  $\phi_i \in \Phi$  do
4:     for each  $u \in P_i$  do
5:        $\varphi[u] \leftarrow \phi_i[u]$ 
6:     end for
7:   end for
8:   return  $\varphi$ 
9: end procedure

```

Once the map $\varphi : \widetilde{M}_f \rightarrow \widetilde{M}_g$ has been constructed, the next step is to verify whether φ satisfies all the conditions required for it to qualify as an ε -good map. The verification of ε -goodness is performed in the following section.

5.5 Verifying ε -Goodness of Map.

To establish that the constructed map $\varphi : \widetilde{M}_f \rightarrow \widetilde{M}_g$ is ε -good, we must verify that it satisfies all the properties of Definition 3.3. The Range-Shift property holds by construction. The remaining task is to check the Ancestor-Shift and Ancestor-Closeness properties. These verifications are carried out in the procedure IS- ε -GOOD as described below.

```

1: procedure IS- $\varepsilon$ -GOOD( $\varphi, \widetilde{M}_f, \widetilde{M}_g, L_f, L_g, \text{LCAS}, 2\varepsilon\text{PAIRS}, \varepsilon$ )
2:   for  $u_i \in L_f$  do
3:     for  $u_j \in L_f$  &  $u_i \neq u_j$  do
4:        $(u_r, u_s) \leftarrow 2\varepsilon\text{PAIRS}[(u_i, u_j)]$ 
5:       if  $(u_r, u_s) \neq \text{Null}$  &  $\varphi(u_r) = \varphi(u_s)$  then
6:         return False
7:       end if
8:     end for
9:   end for
10:  if ISANCESTORCLOSENESS( $\varphi, \widetilde{M}_g, L_g, \varepsilon$ ) then
11:    return True
12:  else
13:    return False
14:  end if
15: end procedure

```

Here, the Ancestor-Shift property is verified by examining the precomputed 2ε -pair (u_r, u_s) , which is stored in the dictionary $2\varepsilon\text{PAIRS}[(u_i, u_j)]$ corresponding to the pair of leaf nodes (u_i, u_j) with $v = \text{LCA}(u_i, u_j)$ (line 4, procedure IS- ε -GOOD). The procedure for computing the 2ε -pair corresponding to each pair of leaf nodes will be discussed in Section 5.6. If the condition $\varphi(u_r) = \varphi(u_s)$ holds (line 5, procedure IS- ε -GOOD), then, by Theorem 4.8, the map φ violates the Ancestor-Shift property, and the procedure returns **False** (line 6, procedure IS- ε -GOOD). Otherwise, the proce-

cedure ISANCESTORCLOSENESS verifies whether φ satisfies the Ancestor-Closeness property (line 10, procedure IS- ε -GOOD). If this condition is met, φ qualifies as an ε -good map, and procedure IS- ε -GOOD returns True (line 11, procedure IS- ε -GOOD).

Procedure: ISANCESTORCLOSENESS. The procedure ISANCESTORCLOSENESS verifies the Ancestor-Closeness property of φ (line 11, procedure IS- ε -GOOD). For each leaf node $w \in L_g \setminus \text{Im}(\varphi)$, the procedure NEARESTANCESTOR identifies the nearest ancestor w^a of w that belongs to $\text{Im}(\varphi)$ (line 3, procedure ISANCESTORCLOSENESS). If the difference in function values between w and w^a exceeds 2ε , the procedure returns False (lines 4–5, procedure ISANCESTORCLOSENESS). Otherwise, φ satisfies the Ancestor-Closeness property, as established in Lemma 4.9.

```

1: procedure ISANCESTORCLOSENESS( $\varphi, \widetilde{M}_g, L_g, \varepsilon$ )
2:   for each  $w \in L_g \setminus \text{Im}(\varphi)$  do
3:      $w^a \leftarrow \text{NEARESTANCESTOR}(w, \text{Im}(\varphi))$ 
4:     if  $|\tilde{g}(w^a) - \tilde{g}(w)| > 2\varepsilon$  then
5:       return False
6:     end if
7:   end for
8:   return True
9: end procedure

```

Procedure: NEARESTANCESTOR. The procedure NEARESTANCESTOR begins at any leaf node $w \in L_g \setminus \text{Im}(\varphi)$ and iteratively traverses upward through its ancestors (line 9, procedure NEARESTANCESTOR). When it encounters a node w' that belongs to $\text{Im}(\varphi)$, it assigns the nearest ancestor w^a of w to be w' and terminates (lines 5–7, procedure NEARESTANCESTOR).

```

1: procedure NEARESTANCESTOR( $w, \text{Im}(\varphi)$ )
2:    $w^a \leftarrow \text{Null}$ 
3:    $w' \leftarrow w$ 
4:   while  $w' \neq \text{Null}$  do
5:     if  $w' \in \text{Im}(\varphi)$  then
6:        $w^a \leftarrow w'$ 
7:       break
8:     else
9:        $w' \leftarrow \text{parent}(w')$ 
10:    end if
11:  end while
12:  return  $w^a$ 
13: end procedure

```

This completes the process of verifying whether a mapping $\varphi : \widetilde{M}_f \rightarrow \widetilde{M}_g$ satisfies the criteria to be an ε -good map. If at least one such mapping φ is found to be ε -good, then M_f and M_g are ε -interleaved. In the next section, we combine all the steps in a single procedure to check whether M_f and M_g are ε -interleaved.

5.6 Procedure: Is ε -Interleaved

In this section, we integrate the procedures AUGMENTMERGETREE, CONSTRUCTMAP, and IS- ε -GOOD into an algorithm, IS- ε -INTERLEAVED, which determines whether the merge trees M_f and M_g are ε -interleaved. A formal description of the IS- ε -INTERLEAVED algorithm is presented below.

```

1: procedure IS- $\varepsilon$ -INTERLEAVED( $M_f, M_g, \varepsilon$ )
2:   %Extend the Merge Tree  $M_g$ 
3:    $\{M_f, M_g\} \leftarrow$  EXTENDMERGETREE( $M_g, M_f, \varepsilon$ )
4:   %Augmenting Merge Trees
5:    $\widetilde{M}_f \leftarrow$  AUGMENTMERGETREE( $M_f, M_g, \varepsilon$ )
6:    $\widetilde{M}_g \leftarrow$  AUGMENTMERGETREE( $M_g, M_f, -\varepsilon$ )
7:    $L_f \leftarrow \widetilde{M}_f$ .LISTOFLEAFNODES()
8:    $L_g \leftarrow \widetilde{M}_g$ .LISTOFLEAFNODES()
9:    $u_f \leftarrow L_f$ .min()
10:   $u_g \leftarrow L_g$ .min()
11:  if  $\tilde{g}(u_g) - \tilde{f}(u_f) > \varepsilon$  then
12:    return False
13:  end if
14:  % Initialize an empty HashMap
15:  LCAS  $\leftarrow \emptyset$ 
16:   $2\varepsilon$ PAIRS  $\leftarrow \emptyset$ 
17:  for each leaf node  $u_i \in L_f$  do
18:    for each leaf node  $u_j \in L_f$  do
19:      % Avoid duplicate and self-pairs
20:      if  $i < j$  then
21:         $v \leftarrow$  FINDLCA( $\widetilde{M}_f, u_i, u_j$ )
22:        LCAS[ $(u_i, u_j)$ ]  $\leftarrow v$ 
23:         $(u_r, u_s) \leftarrow$  FIND $2\varepsilon$ PAIR( $\widetilde{M}_f, u_i, u_j, v$ )
24:         $2\varepsilon$ PAIRS[ $(u_i, u_j)$ ]  $\leftarrow (u_r, u_s)$ 
25:      end if
26:    end for
27:  end for
28:  % Initialize an empty HashMap
29:   $\Gamma \leftarrow \emptyset$ 
30:  for each  $u_i \in L_f$  do
31:     $\Gamma[u_i] \leftarrow$  TARGETNODES( $\widetilde{M}_g, \tilde{f}(u_i) + \varepsilon$ )
32:  end for
33:  %Constructing Maps
34:  for each  $(\hat{u}_1, \hat{u}_2, \dots, \hat{u}_{\eta_f}) \in \Gamma[u_1] \times \Gamma[u_2] \times \dots \times \Gamma[u_{\eta_f}]$  do
35:    % Initialize an empty HashMap
36:     $\phi \leftarrow \emptyset$ 
37:    for  $u_i \in L_f$  do
38:       $\phi[u_i] \leftarrow \hat{u}_i$ 
39:    end for
40:     $\varphi \leftarrow$  CONSTRUCTMAP( $\phi, \widetilde{M}_f, \widetilde{M}_g, L_f, LCAS$ )
41:    %Verifying  $\varepsilon$ -Goodness
42:    if  $\varphi \neq \text{Null}$  & IS- $\varepsilon$ -GOOD( $\varphi, \widetilde{M}_f, \widetilde{M}_g, L_f, L_g, LCAS, 2\varepsilon$ PAIRS,  $\varepsilon$ ) then

```

```

43:         return True
44:     end if
45: end for
46: return False
47: end procedure

```

In procedure IS- ε -INTERLEAVED, we first extend the merge trees M_f and M_g to construct an ε -good map between M_f and M_g (lines 2–3, procedure IS- ε -INTERLEAVED) and then augment the merge trees M_f and M_g to obtain the augmented trees \widetilde{M}_f and \widetilde{M}_g (lines 4–6, procedure IS- ε -INTERLEAVED). Next, the procedure LISTOFLEAFNODES extracts all leaf nodes from each tree, while the procedure min() identifies the leaf nodes in \widetilde{M}_f and \widetilde{M}_g with the minimum function values (lines 7–10, procedure IS- ε -INTERLEAVED). If the difference in function values, $\tilde{g}(u_g) - \tilde{f}(u_f)$, where u_g and u_f are the leaf nodes with the smallest function values in \widetilde{M}_g and \widetilde{M}_f , respectively, exceeds ε , then constructing an ε -good map between M_f and M_g is impossible, and the procedure immediately returns **False** (lines 11–13, procedure IS- ε -INTERLEAVED). For each pair of leaf nodes (u_i, u_j) , the procedure FINDLCA identifies their least common ancestor v and stores the result in the dictionary LCAS (lines 21–22, procedure IS- ε -INTERLEAVED). Additionally, the procedure FIND2 ε PAIR determines 2ε -pair (u_r, u_s) corresponding to the pair of leaf nodes (u_i, u_j) and stores in a dictionary 2 ε PAIRS (lines 23–24, procedure IS- ε -INTERLEAVED). For each leaf node in \widetilde{M}_f , the procedure TARGETNODES computes the corresponding list of target nodes in \widetilde{M}_g by iterating through all the nodes of the tree with specific function value (lines 30–32, procedure IS- ε -INTERLEAVED). Using these lists of target nodes, an initial map ϕ is constructed on the set of leaf nodes L_f (lines 37–39, procedure IS- ε -INTERLEAVED). The procedure CONSTRUCTMAP then extends ϕ to a map $\varphi : \widetilde{M}_f \rightarrow \widetilde{M}_g$ (line 40, procedure IS- ε -INTERLEAVED). If φ is not well-defined, it returns **Null**; otherwise, the procedure IS- ε -GOOD verifies whether φ satisfies the ε -goodness conditions (line 42, procedure IS- ε -INTERLEAVED). If at least one ε -good map exists, IS- ε -GOOD returns **True** (line 43, procedure IS- ε -INTERLEAVED); otherwise, it returns **False** (line 46, procedure IS- ε -INTERLEAVED). The individual procedures invoked in IS- ε -INTERLEAVED are elaborated below.

Procedure: FINDLCA. The procedure FINDLCA computes the least common ancestor (LCA) of two nodes u_i and u_j in the augmented merge tree \widetilde{M}_f . It first obtains the root-to-node paths \bar{P}_i and \bar{P}_j using the procedure PATHFROMROOT (lines 2–3, procedure FINDLCA), which is analogous to the procedure NODETOROOTPATH in Section 5.4. The algorithm then iterates simultaneously through both paths, comparing corresponding nodes (x, y) , with $\tilde{f}(x) = \tilde{f}(y)$, in order from root to leaf (line 5, procedure FINDLCA). Whenever the function values satisfy $\tilde{f}(x) = \tilde{f}(y)$ and the nodes are identical ($x = y$), the current node is recorded as the LCA (lines 6–7, procedure FINDLCA). The iteration continues until a mismatch occurs, at which point the loop terminates (lines 8–9, procedure FINDLCA). Finally, the procedure returns the node stored in ‘lca’, representing the least common ancestor of u_i and u_j (line 12, procedure FINDLCA).

```

1: procedure FINDLCA( $\widetilde{M}_f, u_i, u_j$ )
2:    $\bar{P}_i \leftarrow \text{PATHFROMROOT}(u_i)$ 
3:    $\bar{P}_j \leftarrow \text{PATHFROMROOT}(u_j)$ 
4:   lca  $\leftarrow$  Null
5:   for each pair of nodes  $(x, y)$  from  $\bar{P}_i$  and  $\bar{P}_j$ , respectively, with  $\tilde{f}(x) = \tilde{f}(y)$ , in order from
   root to leaf do
6:     if  $x = y$  then

```

```

7:         lca ← x
8:     else
9:         break
10:    end if
11: end for
12: return lca
13: end procedure

```

Procedure: FIND2 ε PAIR. The procedure FIND2 ε PAIR identifies the first pair of descendant nodes of the least common ancestor $v = \text{LCA}(u_i, u_j)$ whose function values differ from $\tilde{f}(v)$ by more than 2ε . It traverses the root-to-node paths \bar{P}_i and \bar{P}_j corresponding to u_i and u_j , and searches for the first pair (u'_i, u'_j) with equal \tilde{f} -value and satisfying $\tilde{f}(v) - \tilde{f}(u'_i) > 2\varepsilon$ (lines 5–6, procedure FIND2 ε PAIR). Once the first such pair is encountered, it is recorded and returned (line 7, procedure FIND2 ε PAIR). Otherwise, the procedure returns Null when u'_i or u'_j , or both do not exist.

```

1: procedure FIND2 $\varepsilon$ PAIR( $\tilde{M}_f, u_i, u_j, v$ )
2:    $\bar{P}_i \leftarrow \text{PATHFROMROOT}(u_i)$ 
3:    $\bar{P}_j \leftarrow \text{PATHFROMROOT}(u_j)$ 
4:    $(u_r, u_s) \leftarrow \text{Null}$ 
5:   for each distinct pair  $(u'_i, u'_j)$  of nodes from  $\bar{P}_i$  and  $\bar{P}_j$  with same  $\tilde{f}$ -value do
6:     if  $\tilde{f}(v) - \tilde{f}(u'_i) > 2\varepsilon$  then
7:        $(u_r, u_s) \leftarrow (u'_i, u'_j)$ 
8:       break
9:     else
10:       $u'_i \leftarrow P_i.\text{child}(u'_i)$ 
11:       $u'_j \leftarrow P_j.\text{child}(u'_j)$ 
12:    end if
13:  end for
14:  return  $(u_r, u_s)$ 
15: end procedure

```

Procedure: TARGETNODES. The procedure TARGETNODES begins by initializing an empty list **Result** to store the matching nodes (line 2, procedure TARGETNODES). It then iterates through all the nodes in \tilde{M}_g and identifies all nodes whose function value equals a specific value c (lines 4–8, TARGETNODES). Finally, the list **Result**, containing all nodes whose function values equal to c , is returned (line 9, procedure TARGETNODES).

```

1: procedure TARGETNODES( $\tilde{M}_g, c$ )
2:   Result ←  $\emptyset$ 
3:    $V_g \leftarrow \tilde{M}_g.\text{GETNODES}()$ 
4:   for  $v \in V_g$  do
5:     if  $|\tilde{g}(v) - c| = 0$  then
6:       Result.append( $v$ )
7:     end if
8:   end for
9:   return Result
10: end procedure

```


The procedure IS- ε -INTERLEAVED is invoked from the main Algorithm 1 (line 9) to verify whether the given merge trees M_f and M_g are ε -interleaved. Upon completion, Algorithm 1 returns the interleaving distance between M_f and M_g . However, for practical applications, Algorithm 1 can be computationally expensive, as it may need to consider up to $\eta_g^{\eta_f}$ possible mappings, where η_f and η_g denote the numbers of leaf nodes in M_f and M_g , respectively. In the next section, we introduce a refined and more efficient approach to mitigate this computational cost.

5.7 Refinement of the Algorithm

The procedure REFINEDTARGETNODES computes the refined set of valid target nodes L^{u_k} in \widetilde{M}_g for a given leaf node $u_k \in L_f$.

```

1: procedure REFINEDTARGETNODES( $u_k, \widetilde{M}_f, \widetilde{M}_g, L_f, \text{LCAS}, 2\varepsilon\text{PAIRS}, \varepsilon$ )
2:   % Initialize an empty HashMap
3:    $\mathcal{P} \leftarrow \emptyset$ 
4:    $\Gamma \leftarrow \emptyset$ 
5:   for each  $u_i \in L_f$  do
6:      $\mathcal{P}[u_i] \leftarrow \text{NODETOROOTPATH}(u_i, \widetilde{M}_f)$ 
7:      $\Gamma[u_i] \leftarrow \text{TARGETNODES}(\widetilde{M}_g, \tilde{f}(u_i) + \varepsilon)$ 
8:   end for
9:   % Initialize an empty list for refined target nodes
10:   $L^{u_k} \leftarrow \emptyset$ 
11:   $P_k \leftarrow \mathcal{P}[u_k]$ 
12:  for each  $\hat{u}_i \in \Gamma[u_k]$  do
13:    % Checks if  $\hat{u}_i$  is a valid target node for  $u_k$ 
14:    IsValidTarget  $\leftarrow$  True
15:     $P'_i \leftarrow \text{NODETOROOTPATH}(\hat{u}_i, \widetilde{M}_g)$ 
16:     $\phi_k \leftarrow \text{EXTENDMAP}(u_k, \hat{u}_i, P_k, P'_i)$ 
17:    for each  $u_\ell \in L_f$  &  $u_\ell \neq u_k$  do
18:      % Checks if there is a map  $\phi_\ell$  compatible to  $\phi_k$ 
19:      HasCompatibleMap  $\leftarrow$  False
20:       $P_\ell \leftarrow \mathcal{P}[u_\ell]$ 
21:       $v \leftarrow \text{LCAS}[(u_k, u_\ell)]$ 
22:       $(u_r, u_s) \leftarrow 2\varepsilon\text{PAIRS}[(u_k, u_\ell)]$ 
23:      for each  $\hat{u}_\ell \in \Gamma[u_\ell]$  do
24:         $P'_\ell \leftarrow \text{NODETOROOTPATH}(\hat{u}_\ell, \widetilde{M}_g)$ 
25:         $\phi_\ell \leftarrow \text{EXTENDMAP}(u_\ell, \hat{u}_\ell, P_\ell, P'_\ell)$ 
26:        if  $\phi_k[v] = \phi_\ell[v]$  &  $(u_r, u_s) = \text{Null}$  then
27:          HasCompatibleMap  $\leftarrow$  True
28:          break
29:        end if
30:        if  $\phi_k[v] = \phi_\ell[v]$  &  $\phi_k[u_r] \neq \phi_\ell[u_s]$  then
31:          HasCompatibleMap  $\leftarrow$  True
32:          break
33:        end if
34:      end for
35:    if HasCompatibleMap = False then

```

```

36:         IsValidTarget ← False
37:         break
38:     end if
39: end for
40: if IsValidTarget then
41:      $L^{u_k}.$ ADDTOLIST( $\hat{u}_i$ )
42: end if
43: end for
44: return  $L^{u_k}$ 
45: end procedure

```

It first precomputes and stores each leaf's node-to-root path $\mathcal{P}[u_i]$ and its candidate target nodes $\Gamma[u_i]$ (lines 3–8, procedure REFINEDTARGETNODES). For each candidate $\hat{u}_i \in \Gamma[u_k]$, the procedure builds the local extension ϕ_k from u_k along its node-to-root path P_k to the node-to-root path P'_i from \hat{u}_i in \widetilde{M}_g (lines 11–16, procedure REFINEDTARGETNODES). It then checks compatibility of ϕ_k with each mapping ϕ_ℓ corresponding to every other leaf u_ℓ by (i) retrieving the precomputed path P_ℓ , the LCA $v = \text{LCAS}[u_k, u_\ell]$, and the 2ε -pair $(u_r, u_s) = 2\varepsilon\text{PAIRS}[u_k, u_\ell]$ as described in Theorem 4.8 (lines 20–22, procedure REFINEDTARGETNODES), and (ii) searching for at least one candidate $\hat{u}_\ell \in \Gamma[u_\ell]$ whose extension ϕ_ℓ agrees with ϕ_k at the LCA (i.e., $\phi_k[v] = \phi_\ell[v]$) while distinguishing the images of 2ε -pair (i.e., $\phi_k[u_r] \neq \phi_\ell[u_s]$) (lines 23–34, procedure REFINEDTARGETNODES). Note that if $(u_r, u_s) = \text{Null}$ and $\phi_k[v] = \phi_\ell[v]$, then ϕ_ℓ is compatible (lines 26–27, procedure REFINEDTARGETNODES). If no such compatible ϕ_ℓ exists for some u_ℓ , then the candidate \hat{u}_i is rejected (lines 35–38, procedure REFINEDTARGETNODES); otherwise, it is accepted and added to L^{u_k} (lines 40–42, procedure REFINEDTARGETNODES). After testing all candidates, the procedure returns the refined list L^{u_k} (line 44, procedure REFINEDTARGETNODES).

If the maximum size of the refined list $\kappa := \max_{u_i \in L_f} |L^{u_i}| \leq \eta_g$, then the number of mappings considered reduces from $\eta_g^{\eta_f}$ to κ^{η_f} . If $L^{u_k} = \emptyset$ for some u_k , no ε -good map exists between M_f and M_g . Hence M_f and M_g are not ε -interleaved for the selected ε ; the algorithm then increases ε in the binary search. Having introduced this refinement strategy, we next establish the correctness of the algorithm.

5.8 Correctness

In this section, we provide formal justification for the validity of each step of the algorithm and proves that the algorithm indeed computes the exact interleaving distance $\varepsilon^* = d_I(M_f, M_g)$ between merge trees M_f and M_g . The theoretical results introduced earlier forms the foundation of the following Theorem.

Theorem 5.1 (Correctness). *Given two merge trees M_f and M_g , the Algorithm 1 computes the exact interleaving distance $\varepsilon^* = d_I(M_f, M_g)$ between M_f and M_g .*

Proof. We have a finite sorted set Π of candidate values for ε^* as in Lemma 3.1. By Lemma 4.2, if M_f and M_g are ε -interleaved, then they are also ε' -interleaved for any $\varepsilon' \geq \varepsilon$, which ensures the correctness of binary search algorithm. At each step of the binary search, the procedure IS- ε -INTERLEAVED verifies whether an ε -good map exists between M_f and M_g . It does so by enumerating all possible $\eta_g^{\eta_f}$ number of mappings $\phi : L_f \rightarrow M_g$ for the leaf nodes in L_f . Then

each map is extended to the entire augmented merge tree \widetilde{M}_f using the path-based construction by ensuring the continuity using Theorem 4.6. This extension $\varphi : \widetilde{M}_f \rightarrow \widetilde{M}_g$ satisfies the Range-Shift property by construction and we check Ancestor-Shift and Ancestor-Closeness properties using Theorem 4.8 and Lemma 4.9 respectively. If φ satisfies all the properties for being ε -good, then the algorithm concludes that M_f and M_g are ε -interleaved. After completing all iterations of the binary search, the smallest such $\varepsilon \in \Pi$ for which M_f and M_g are ε -interleaved is returned, denoted by ε^* . Since all candidate values are considered, and for each candidate ε the algorithm iterates through all possible mappings to verify whether the properties of Definition 3.3 are satisfied, the algorithm is guaranteed to return the exact interleaving distance ε^* between M_f and M_g . \square

Once correctness has been established, we analyze the computational complexity for the algorithm. We examine the time required of each component of our algorithm in the following section.

6 Complexity Analysis

Let n denote the total number of nodes across the merge trees M_f and M_g , with η_f and η_g their respective numbers of leaf nodes. In this setting, we construct maps either from L_f to \widetilde{M}_g or from L_g to \widetilde{M}_f , depending on which yields the smaller count. For example, if $\eta_f = 10$ and $\eta_g = 100 = 10^2$, then the number of maps from L_g to \widetilde{M}_f is $\eta_f^{\eta_g} = 10^{100}$, while the number of maps from L_f to \widetilde{M}_g is $\eta_g^{\eta_f} = 10^{20}$, which is substantially smaller. In this case, we reduce the complexity by considering maps from L_f to \widetilde{M}_g . Our algorithm consists of several key procedures, each contributing to the total runtime. The time complexity of each step in Section 5 is described as follows.

6.1 Complexity of the Procedure: GENERATECANDIDATEVALUES

The procedure GENERATECANDIDATEVALUES computes the sorted list Π of candidate values for the interleaving distance. Lines 13–23 calculate the function value differences between the nodes within individual merge trees, while lines 7–12 handle differences across the two trees. Since each part yields $O(n^2)$ combinations, the size of Π is $O(n^2)$. Sorting Π requires $O(n^2 \log n)$ time (line 25, procedure GENERATECANDIDATEVALUES). Hence, GENERATECANDIDATEVALUES runs in $O(n^2 \log n)$ time.

6.2 Complexity of the Procedure: EXTENDMERGETREE

The procedure EXTENDMERGETREE runs in $O(1)$ time, as it only requires creating a new root node in either M_f or M_g , depending on the function values of their original roots.

6.3 Complexity of the Procedure: AUGMENTMERGETREE

The procedure AUGMENTMERGETREE iterates through all the nodes and all the edges of the merge tree M_f or M_g , and it requires $O(n^2)$ time (lines 7–8 and lines 19–20, procedure AUGMENTMERGETREE). Hence, the overall time complexity of this procedure is $O(n^2)$.

6.4 Complexity of the Procedure : CONSTRUCTMAP

The procedure CONSTRUCTMAP first constructs the paths using NODETOROOTPATH which takes $O(n)$ time for each path (lines 4–5, procedure CONSTRUCTMAP), resulting in total time of $O(n\eta_f)$ for all leaf-to-root paths in \widetilde{M}_f . Given a map $\phi : L_f \rightarrow \widetilde{M}_g$, the procedure EXTENDMAP extends ϕ along all leaf-to-root paths P_i from the leaf nodes $u_i \in \widetilde{M}_f$, for $i = 1, 2, \dots, \eta_f$, by traversing each node on P_i , which also requires $O(n\eta_f)$ time (line 6, procedure CONSTRUCTMAP). For each of the η_f^2 pairs of maps (ϕ_i, ϕ_j) , checking whether they agree on $v = \text{LCAS}[(u_i, u_j)]$ takes $O(1)$ time per pair (line 5, procedure ISWELLEDDEFINED), provided the dictionary LCAS has been constructed, resulting in $O(\eta_f^2)$ total time. The procedure MAP iterates through the nodes on all leaf-to-root paths, requiring $O(n\eta_f)$ time. Therefore, constructing a single mapping $\varphi : \widetilde{M}_f \rightarrow \widetilde{M}_g$ takes $O(n\eta_f + \eta_f^2)$ total time.

6.5 Complexity of the Procedure: IS- ε -GOOD

The procedure IS- ε -GOOD verifies the Ancestor-Shift property by checking whether $\varphi(u_r) = \varphi(u_s)$ for each 2ε -pair $(u_r, u_s) = 2\varepsilon\text{PAIRS}[(u_i, u_j)]$ corresponding to the leaf node pair (u_i, u_j) . This operation requires $O(1)$ time per pair (lines 4–5, procedure IS- ε -GOOD), assuming that the dictionary $2\varepsilon\text{PAIRS}$ is precomputed. Consequently, verifying the Ancestor-Shift property for all pairs of leaf nodes takes $O(\eta_f^2)$ time in total. For the Ancestor-Closeness property, identifying the nearest ancestor $w^a \in \text{Im}(\varphi)$ of a leaf node $w \in L_g \setminus \text{Im}(\varphi)$ requires $O(n)$ time for a leaf-to-root search (line 3, procedure ISANCESTORCLOSENESS). Therefore, checking this condition for all leaf nodes costs $O(n\eta_g)$ time. Hence, the overall time complexity of the procedure IS- ε -GOOD is $O(n\eta_g + \eta_f^2)$.

6.6 Complexity of the Procedure: IS- ε -INTERLEAVED

The procedure IS- ε -INTERLEAVED integrates four main components: EXTENDMERGETREE, AUGMENTMERGETREE, CONSTRUCTMAP, and IS- ε -GOOD. The time complexities of these procedures are as follows: EXTENDMERGETREE runs in $O(1)$ time, as it only involves creating a new root node in either M_f or M_g ; AUGMENTMERGETREE requires $O(n^2)$ time; CONSTRUCTMAP takes $O(n\eta_f + \eta_f^2)$ time; and IS- ε -GOOD has a time complexity of $O(n\eta_g + \eta_f^2)$.

The procedure LISTOFLEAFNODES extracts all leaf nodes by traversing the entire tree, which requires at most $O(n)$ time (lines 7–8, procedure IS- ε -INTERLEAVED). Computing the node of M_f or M_g with minimum function value also takes $O(n)$ time (lines 9–10, procedure IS- ε -INTERLEAVED). Therefore, lines 2–10 of IS- ε -INTERLEAVED together contribute $O(1) + O(n^2) + O(n) + O(n) = O(n^2)$ time.

Next, the procedure FINDLCA computes the least common ancestor (LCA) of any pair of leaf nodes in $O(n)$ time in the worst case (line 21, procedure IS- ε -INTERLEAVED). Since there are $O(\eta_f^2)$ pairs of leaf nodes, computing all LCAs in \widetilde{M}_f requires $O(n\eta_f^2)$ time. For each leaf pair (u_i, u_j) with $v = \text{LCA}(u_i, u_j)$, the procedure FIND 2ε PAIR(u_i, u_j) identifies the first pair of nodes (u_r, u_s) for which the function value difference between u_r and v exceeds 2ε , by traversing downward from v along the leaf-to-root paths of u_i and u_j (line 23, procedure IS- ε -INTERLEAVED). This requires $O(n)$ time per pair, resulting in a total of $O(n\eta_f^2)$ time for all leaf pairs. Hence, lines 14–27 together take $O(n\eta_f^2)$ time.

The procedure `TARGETNODES` traverses all nodes to identify those lying at a specific level, requiring $O(n)$ time per call (line 31, procedure `IS- ε -INTERLEAVED`). For all η_f leaf nodes, this step therefore costs $O(n\eta_f)$ time (lines 30–32, procedure `IS- ε -INTERLEAVED`).

There are $\eta_g^{\eta_f}$ total possible mappings $\phi : L_f \rightarrow \widetilde{M}_g$ (line 34, procedure `IS- ε -INTERLEAVED`), as discussed in Step 3 of Section 5. Since constructing a single such mapping requires $O(\eta_f)$ time (lines 37–39, procedure `IS- ε -INTERLEAVED`), and verifying each map involves additional costs from `CONSTRUCTMAP` and `IS- ε -GOOD`, the total complexity for lines 34–45 is

$$O\left(\eta_g^{\eta_f}(\eta_f + n\eta_f + \eta_f^2 + n\eta_g + \eta_f^2)\right) = O\left(\eta_g^{\eta_f}(n\eta_f + n\eta_g)\right),$$

since $\eta_f \leq n$.

Combining all steps, the total time complexity of `IS- ε -INTERLEAVED` is

$$O(n^2) + O(n\eta_f^2) + O(n\eta_f) + O\left(\eta_g^{\eta_f}(n\eta_f + n\eta_g)\right).$$

For $\eta_g \geq 2$, we have $n\eta_f^2 < \eta_g^{\eta_f}(n\eta_f + n\eta_g)$, implying $n\eta_f^2 = O\left(\eta_g^{\eta_f}(n\eta_f + n\eta_g)\right)$. Therefore, the overall time complexity of the procedure `IS- ε -INTERLEAVED`, for each chosen value of ε , is

$$O\left(n^2 + \eta_g^{\eta_f}(n\eta_f + n\eta_g)\right).$$

Complexity of Algorithm 1: The procedure `GENERATECANDIDATEVALUES` takes $O(n^2 \log n)$ time (line 3, Algorithm 1). Line 9 of Algorithm 1 takes $O\left(n^2 + \eta_g^{\eta_f}(n\eta_f + n\eta_g)\right)$ time for each chosen value of ε . Performing a binary search over $O(n^2)$ candidate values requires $O(\log n)$ time (lines 6–15, Algorithm 1). Therefore, adding all, the overall time complexity of Algorithm 1 is $O\left(n^2 \log n + (n^2 + \eta_g^{\eta_f}(n\eta_f + n\eta_g)) \log n\right)$, i.e., $O\left(n^2 \log n + \eta_g^{\eta_f}(\eta_f + \eta_g) \cdot n \log n\right)$.

6.7 Complexity of the Procedure: `REFINEDTARGETNODES`

The procedure `REFINEDTARGETNODES` refines the set of target nodes for a given leaf node $u_k \in \widetilde{M}_f$. It begins by constructing a path $\mathcal{P}[u]$ from leaf node u to the root of \widetilde{M}_f and computing the set $\Gamma[u]$ of target nodes for u , which requires $O(n)$ time (lines 3–8, procedure `REFINEDTARGETNODES`). Repeating this for all leaf nodes in \widetilde{M}_f , it requires $O(n\eta_f)$. For each target node $\hat{u}_i \in \Gamma[u_k]$, we then verify its validity using the procedure `IsValidTarget` (line 14, procedure `REFINEDTARGETNODES`). For every other leaf node $u_\ell \neq u_k$ in \widetilde{M}_f , we check whether there exists a target node $\hat{u}_\ell \in \Gamma[u_\ell]$ such that the path pair (P'_i, P'_ℓ) satisfies both the well-definedness and Ancestor-Shift property, where P'_ℓ denotes the path from \hat{u}_ℓ to the root of \widetilde{M}_g . Since this requires iterating over all $u_\ell \in L_f$ and their corresponding η_g possible target nodes in $\Gamma[u_\ell]$, it cost $O(n\eta_f\eta_g)$ time (lines 17–34, procedure `REFINEDTARGETNODES`). As we iterate over all η_g target nodes of u_k (line 12, procedure `REFINEDTARGETNODES`), the total time complexity of the procedure `REFINEDTARGETNODES` is $O(n\eta_f\eta_g^2)$.

Complexity of Algorithm 1 (After Refinement): Since the merge tree \widetilde{M}_f has η_f leaf nodes, computing the refined target nodes for all leaf nodes requires $O(n\eta_f^2\eta_g^2)$ time, as the procedure

TARGETNODES (line 31, IS- ε -INTERLEAVED) is replaced by REFINEDTARGETNODES. Let κ denote the maximum size of L^{u_i} for $i \in 1, 2, \dots, \eta_f$. Consequently, the procedure IS- ε -INTERLEAVED takes $O(n^2 + n\eta_f^2\eta_g^2 + \kappa^{\eta_f}(\eta_f + \eta_g) \cdot n)$ for each chosen value of ε where the term κ^{η_f} represents the total number of maps to be explored. Therefore, the overall time complexity of Algorithm 1 after refinement is

$$O(n^2 \log n + n\eta_f^2\eta_g^2 + \kappa^{\eta_f}(\eta_f + \eta_g) \cdot n \log n).$$

While both the degree bound parameter τ and the numbers of leaf nodes η_f and η_g are both structural parameters of a merge tree, they are fundamentally incomparable. In the following section, we discuss and analyze the roles of these two parameters, highlighting their differences and implications on algorithmic complexity.

7 Discussion

It is important to note that the parameter τ , introduced in [22], depends on the choice of ε , where ε denotes the candidate value for the interleaving distance between the merge trees M_f and M_g . For a point $u \in M_f$, the ε -ball is defined as the connected component of the ε -slab $f^{-1}([f(u) - \varepsilon, f(u) + \varepsilon])$ that contains u , denoted by $B_\varepsilon(u, M_f)$. The parameter τ represents the maximum of the total degrees of the nodes contained in $B_\varepsilon(u, M_f)$, taken over all points u in M_f and M_g . In contrast, our parameters η_f and η_g correspond to the numbers of leaf nodes of M_f and M_g , respectively, and remain independent of ε .

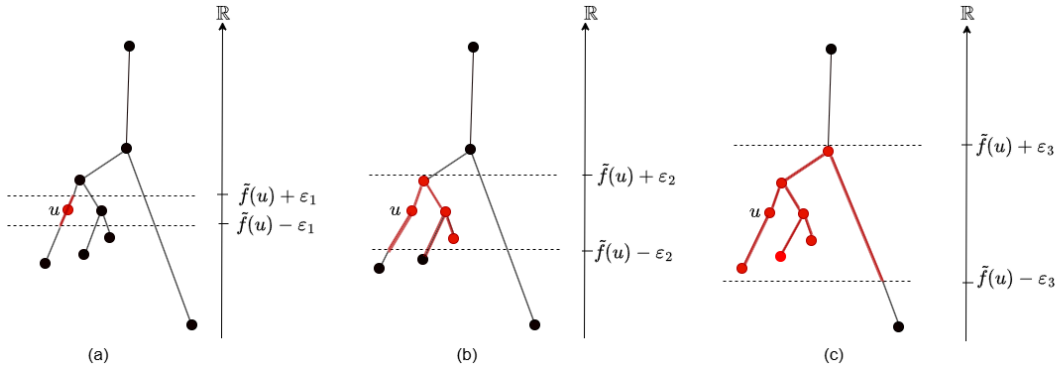


Figure 10: Illustration of the dependence of the parameter τ for increasing values of ε ($\varepsilon_1 < \varepsilon_2 < \varepsilon_3$), as shown in the corresponding figures (a), (b) and (c), respectively. Let u be a node of the given merge tree M_f . The red-colored portion represents $B_\varepsilon(u, M_f)$, while the black-colored portion lies outside $B_\varepsilon(u, M_f)$. As ε increases ($\varepsilon_1 < \varepsilon_2 < \varepsilon_3$), the number of nodes included in $B_\varepsilon(u, M_f)$ grows as 2, 4, 7. Consequently, the total degree of the nodes within $B_\varepsilon(u, M_f)$ also increases as 2, 9 and 14, respectively.

As ε increases, the size of each ε -slab expands and thereby increasing the number of nodes contained in each ε -ball as illustrated in Figure 10. Consequently, the value of τ increases. In the extreme case where ε equals or exceeds the height of the tree, the ε -ball around any point $u \in M_f$ includes all nodes in the tree. Hence, τ equals the total degree of all nodes in M_f , which is typically much larger than the numbers of leaf nodes η_f and η_g .

Consider the merge trees M_f and M_g shown in Figure 11. The total number of nodes across both

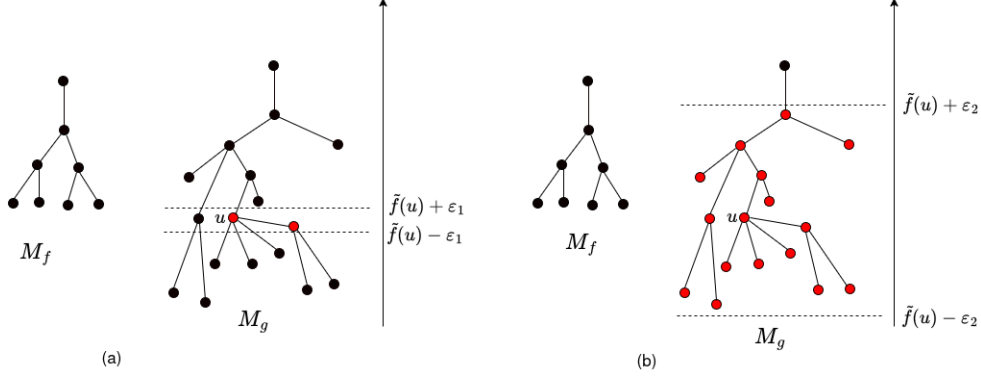


Figure 11: Merge trees M_f and M_g with numbers of leaf nodes $\eta_f = 4$ and $\eta_g = 10$, respectively. For a smaller value of $\varepsilon = \varepsilon_1$, we have $\tau = 8$ which is the total degree of the nodes colored in red in figure (a); for a larger value $\varepsilon = \varepsilon_2$, $\tau = 31$ which is the total degree of the nodes colored in red in figure (b).

trees is $n = 25$. For a smaller value $\varepsilon = \varepsilon_1$, we have $\tau = 8$. The time complexity of the algorithm in [22] is given by

$$O(2^{2\tau}(2\tau)^{2\tau+2} \cdot n^2 \log^3 n) \approx 1.94 \times 10^{31}.$$

For a larger value $\varepsilon = \varepsilon_2$, we have $\tau = 31$, yielding

$$O(2^{2\tau}(2\tau)^{2\tau+2} \cdot n^2 \log^3 n) \approx 1.49 \times 10^{138}.$$

In both cases, the numbers of leaf nodes in M_f and M_g remain unchanged ($\eta_f = 4$ and $\eta_g = 10$) because these parameters are independent of ε . Since $\eta_g^{\eta_f} \leq \eta_f^{\eta_g}$ (i.e., $10^4 \leq 4^{10}$), we consider mappings from M_f to M_g . For $n = 25$, $\eta_f = 4$, and $\eta_g = 10$, the complexity of our algorithm is

$$O(n^2 \log n + \eta_g^{\eta_f} (\eta_f + \eta_g) \cdot n \log n) \approx 1.62 \times 10^7$$

which is significantly smaller than the complexity of the previous algorithm. In the refined version of our algorithm, the exponential term depends on κ^{η_f} , where κ denotes the maximum size of the refined target node set for each leaf node in M_f . For small values of κ (e.g., 2, 3, 4, 5), this exponential dependence is substantially weaker than in the original term $\eta_g^{\eta_f}$, resulting in a significant reduction in practical computational cost. Table 2 summarizes the approximate total complexities of the refined algorithm, $O(n^2 \log n + n\eta_f^2\eta_g^2 + \kappa^{\eta_f}(\eta_f + \eta_g) \cdot n \log n)$, for $n = 25$, $\eta_f = 4$, $\eta_g = 10$, and different values of κ .

κ	Total Complexity
2	1.65×10^5
3	5.43×10^5
4	1.50×10^6
5	3.67×10^6

Table 2: Approximate total complexity of the refined algorithm for various values of κ

This analysis clearly demonstrates that the parameter τ grows rapidly with ε , leading to pro-

hibitively large computational costs even for moderate values of τ . In contrast, our parameters η_f and η_g remain structurally bounded and stable across any values of ε , which provides strong motivation for adopting the proposed parameterization in both theoretical and practical algorithmic settings.

8 Conclusion

We presented a novel fixed-parameter tractable (FPT) algorithm for computing the exact interleaving distance between two merge trees. Our approach addresses the dependence of the degree-bound parameter τ on the choice of candidate values ε and reparameterizes the problem in terms of the numbers of leaf nodes η_f and η_g of the merge trees M_f and M_g , respectively, which are independent of ε . Building on the framework of ε -good maps, our method begins by defining a map on the leaf nodes of the first tree and then extending it along the leaf-to-root paths to construct a map between the merge trees. We then verify the existence of an ε -good map. This yields a substantial reduction in the polynomial and exponential component of the complexity, making our algorithm significantly more efficient. By parameterizing the problem using η_f and η_g , we obtain a stable complexity bound that improves upon previous approaches.

Our theoretical contributions include a new characterization of well-definedness and continuity for the constructed map, grounded in the Gluing Lemma. We also provide efficient procedures to verify the properties required for a map to be ε -good. The complexity comparisons suggest that our method outperforms prior work, since η_f and η_g are independent of the choice of ε . Our work bridges the gap between theoretical soundness and computational practicality, enabling the computation of topologically meaningful distance between two merge trees. Future directions include extending this framework to Reeb graphs and adapting the method to analyze time-varying scalar fields.

Acknowledgment. The first two authors would like to thank the MINRO Center (Machine Intelligence and Robotics Center) at International Institute of Information Technology-Bangalore (IIITB), for funding this project. Furthermore, the third author has been supported in part by JSPS KAKENHI Grant Numbers JP22K18267, JP23H05437.

References

- [1] P. K. Agarwal, K. Fox, A. Nath, A. Sidiropoulos, and Y. Wang. Computing the Gromov-Hausdorff Distance for Metric Trees. *ACM Transactions on Algorithms*, 14(2):1–20, Apr. 2018.
- [2] M. A. Armstrong. *Basic Topology*. Undergraduate Texts in Mathematics. Springer-Verlag, New York, 1983.
- [3] U. Bauer, B. D. Fabio, and C. Landi. An Edit Distance for Reeb Graphs, 2016. Artwork Size: 8 pages ISBN: 9783038680048 ISSN: 1997-0471 Pages: 8 pages Publication Title: Eurographics Workshop on 3D Object Retrieval.

- [4] U. Bauer, X. Ge, and Y. Wang. Measuring Distance between Reeb Graphs. In *Proceedings of the thirtieth annual symposium on Computational geometry*, pages 464–473, Kyoto Japan, June 2014. ACM.
- [5] U. Bauer, C. Landi, and F. Memoli. The Reeb Graph Edit Distance is Universal. *Foundations of Computational Mathematics*, 21(5):1441–1464, Oct. 2021. arXiv:1801.01866 [math].
- [6] K. Beketayev, D. Yeliussizov, D. Morozov, G. H. Weber, and B. Hamann. Measuring the Distance Between Merge Trees. In P.-T. Bremer, I. Hotz, V. Pascucci, and R. Peikert, editors, *Topological Methods in Data Analysis and Visualization III*, pages 151–165. Springer International Publishing, Cham, 2014. Series Title: Mathematics and Visualization.
- [7] B. Bollen, E. Chambers, J. A. Levine, and E. Munch. Reeb Graph Metrics from the Ground Up, Oct. 2022. arXiv:2110.05631 [cs].
- [8] D. Cohen-Steiner, H. Edelsbrunner, and J. Harer. Stability of persistence diagrams. *Discrete & Computational Geometry*, 37(1):103–120, 2007.
- [9] V. De Silva, E. Munch, and A. Patel. Categorized Reeb Graphs. *Discrete & Computational Geometry*, 55(4):854–906, June 2016.
- [10] T. K. Dey and Y. Wang. *Computational Topology for Data Analysis*. Cambridge University Press, 1 edition, Feb. 2022.
- [11] B. Di Fabio and C. Landi. The Edit Distance for Reeb Graphs of Surfaces. *Discrete & Computational Geometry*, 55(2):423–461, Mar. 2016.
- [12] E. Gasparovic, E. Munch, S. Oudot, K. Turner, B. Wang, and Y. Wang. Intrinsic Interleaving Distance for Merge Trees, Feb. 2022. arXiv:1908.00063 [cs].
- [13] A. Hatcher. *Algebraic topology*. Cambridge University Press, Cambridge, 2002.
- [14] A. Lohfink, F. Wetzels, J. Lukasczyk, G. H. Weber, and C. Garth. Fuzzy Contour Trees: Alignment and Joint Layout of Multiple Contour Trees. *Computer Graphics Forum*, 39(3):343–355, June 2020.
- [15] D. Morozov, K. Beketayev, and G. H. Weber. Interleaving distance between merge trees. In *Workshop on Topological Methods in Data Analysis and Visualization (TopoInVis)*, Davis, CA, USA, March 2013. Manuscript.
- [16] M. Pegoraro. A Graph-Matching Formulation of the Interleaving Distance between Merge Trees, Nov. 2024. arXiv:2111.15531 [math].
- [17] H. Saikia, H.-P. Seidel, and T. Weinkauff. Extended branch decomposition graphs: Structural comparison of scalar data. *Computer Graphics Forum (CGF)*, 33(3):41–50, 2014.
- [18] H. Saikia, H.-P. Seidel, and T. Weinkauff. Fast similarity search in scalar fields using merging histograms. In H. Carr, C. Garth, and T. Weinkauff, editors, *Topological Methods in Data Analysis and Visualization IV*, pages 121–134. Springer, Cham, 2017.
- [19] H. Saikia and T. Weinkauff. Global Feature Tracking and Similarity Estimation in Time-Dependent Scalar Fields. *Computer Graphics Forum*, 36(3):1–11, June 2017.

- [20] R. Sridharamurthy, T. B. Masood, A. Kamakshidasan, and V. Natarajan. Edit distance between merge trees. *IEEE Transactions on Visualization and Computer Graphics*, 2023.
- [21] D. M. Thomas and V. Natarajan. Symmetry in Scalar Field Topology. *IEEE Transactions on Visualization and Computer Graphics*, 17(12):2035–2044, Dec. 2011.
- [22] E. F. Touli and Y. Wang. Fpt-algorithms for computing gromov-hausdorff and interleaving distances between trees. *Journal of Computational Geometry*, 13(1):89–124, 2022. Available online.
- [23] L. Yan, T. B. Masood, R. Sridharamurthy, F. Rasheed, V. Natarajan, I. Hotz, and B. Wang. Scalar Field Comparison with Topological Descriptors: Properties and Applications for Scientific Visualization. *Computer Graphics Forum*, 40(3):599–633, June 2021.
- [24] L. Yan, Y. Wang, E. Munch, E. Gasparovic, and B. Wang. A Structural Average of Labeled Merge Trees for Uncertainty Visualization. *IEEE Transactions on Visualization and Computer Graphics*, 26(1):832–842, Jan. 2020.