

# Momentum LMS Theory beyond Stationarity: Stability, Tracking, and Regret

Yifei Jin <sup>a,b</sup>Xin Zheng <sup>b,c</sup>Lei Guo <sup>b,c</sup>

<sup>a</sup>*School of Advanced Interdisciplinary Sciences, University of Chinese Academy of Sciences, Beijing 101408, China.*

<sup>b</sup>*State Key Laboratory of Mathematical Sciences, Academy of Mathematics and Systems Science, Chinese Academy of Sciences, Beijing 100190, China.*

<sup>c</sup>*School of Mathematical Sciences, University of Chinese Academy of Sciences, Beijing 100049, China.*

---

## Abstract

In large-scale data processing scenarios, data often arrive in sequential streams generated by complex systems that exhibit drifting distributions and time-varying system parameters. This nonstationarity challenges theoretical analysis, as it violates classical assumptions of i.i.d. (independent and identically distributed) samples, necessitating algorithms capable of real-time updates without expensive retraining. An effective approach should process each sample in a single pass, while maintaining computational and memory complexities independent of the data stream length. Motivated by these challenges, this paper investigates the Momentum Least Mean Squares (MLMS) algorithm as an adaptive identification tool, leveraging its computational simplicity and online processing capabilities. Theoretically, we derive tracking performance and regret bounds for the MLMS in time-varying stochastic linear systems under various practical conditions. Unlike classical LMS, whose stability can be characterized by first-order random vector difference equations, MLMS introduces an additional dynamical state due to momentum, leading to second-order time-varying random vector difference equations whose stability analysis hinges on more complicated products of random matrices, which poses a substantially challenging problem to resolve. Experiments on synthetic and real-world data streams demonstrate that MLMS achieves rapid adaptation and robust tracking, in agreement with our theoretical results especially in nonstationary settings, highlighting its promise for modern streaming and online learning applications.

*Key words:* Adaptive Learning; Time-Varying Parameters; Nonstationary Signals; Momentum Least Mean Squares.

---

## 1 Introduction

Over the past few decades, a wide range of machine learning methods has achieved substantial success under the classical offline-training-online-generalization paradigm, where models are trained on fully available datasets prior to deployment and subsequently used for prediction or other tasks in operation (Goodfellow et al., 2016). However, this paradigm is increasingly inadequate for the growing number of applications driven by streaming data, such as online recommendation systems (Egg, 2021; Chang et al., 2017), credit scoring (West, 2000), sensor networks (Gama & Gaber, 2007), and reinforcement learning in artificial intelligence (Sutton et al., 1998), where data arrive sequen-

tially in real time and need to be processed immediately to enable timely decision-making. Therefore, the paradigm of storing the entire dataset before processing it becomes increasingly infeasible, as the data volume may be extremely large while computational resources are often limited in practice, necessitating methods that can operate effectively under streaming conditions.

To tackle these challenges, online learning has emerged as a key paradigm. Such methods update models on the fly with each arriving sample, eliminating the need to revisit past data, reducing storage requirements, and enabling single-pass processing over potentially unbounded streams. Early online learning methods such as the Perceptron (Rosenblatt, 1958) laid important groundwork for the development of more advanced and task-specific online algorithms. For instance, Zinkevich (2003) studied sequential convex decision-making and proposed projected online gradient descent with regret

---

*Email addresses:* jinyifei@amss.ac.cn (Yifei Jin), zhengxin2021@amss.ac.cn (Xin Zheng), lguo@amss.ac.cn (Lei Guo).

guarantees, while Zhang et al. (2018) extended this framework to nonstationary settings through Adaptive Learning for Dynamic Environment (Ader), a meta-algorithm that aggregates multiple projected gradient descent experts to achieve near-optimal dynamic regret. Online Area Under Curve (AUC) Maximization (Zhao et al., 2011) targets imbalanced binary classification by optimizing AUC in a streaming setting via gradient-based updates and reservoir sampling. For supervised learning under unknown distribution drift, Mazzetto (2024) focused on estimating a sequence of drifting discrete distributions from independent samples by designing distribution-dependent, adaptive windowing schemes. In streaming time-series forecasting, Online ensembling Network (OneNet, Zhang et al. (2023)) addressed concept drift by maintaining an online ensemble of complementary neural forecasters whose weights are continuously updated.

A fundamental challenge in many online learning scenarios is the inherent non-stationarity of streaming data. The underlying data distributions may drift over time, and system parameters may evolve in response to external perturbations (see, e.g., Ljung & Gunnarsson (1990)). These characteristics highlight the necessity of a comprehensive study of adaptive learning algorithms grounded in gradient- and Newton-based optimization methods, which form the foundation of modern machine learning, adaptive signal processing, system identification, and feedback control. For stochastic regression models driven by general nonstationary signals and time-varying parameters, a unified framework for the stability and performance analysis of three fundamental adaptive tracking schemes (the Kalman filter, least mean squares (LMS), and recursive least squares (RLS)) was provided in (Guo, 1994; Guo & Ljung, 1995a,b).

Among these algorithms, the LMS-type adaptive method stands out for its structural simplicity and minimal computational cost, features that have enabled its widespread practical applications. Consequently, extensive theoretical investigations of LMS-type algorithms have been carried out over the past half-century (see, e.g., Widrow & Stearns (1985); Solo & Kong (1994); Macchi (1995); Hassibi et al. (1995); Kushner & Yang (1995); Haykin (1996); Diniz (2012); Guo (2020)), following the pioneering work of Widrow et al. (1976). This line of research culminated in a most comprehensive analysis of the standard LMS algorithm under general nonstationary signal conditions presented in Guo et al. (1997).

On the other hand, as illustrated in Fig. 1, the traditional Stochastic Gradient Descent (SGD) algorithm (equivalent to the classical LMS recursion for a linear regression model with a quadratic cost) can be enhanced by incorporating a Polyak-type momentum term (see, e.g., Polyak (1964)). As noted by Widrow & Lehr (1990), “The momentum technique low-pass

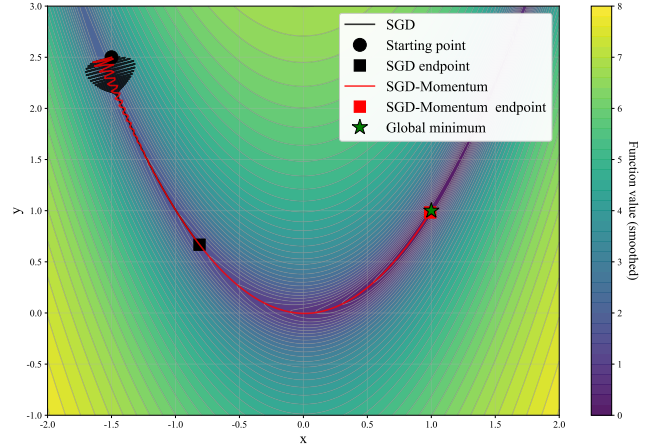


Fig. 1. Trajectories of SGD and SGD-Momentum on the Rosenbrock function. The green star marks the global optimum (1, 1). Starting from  $(-1.5, 2.5)$  with the same step-size, SGD (black) zigzags across the curved, ill-conditioned valley, while SGD with momentum (red) builds a velocity that damps high-curvature oscillations and accelerates motion along the valley floor, producing a smoother path, fewer iterations, and a lower final objective value.

filters the weight updates and thereby tends to resist erratic weight changes caused either by gradient noise or high spatial frequencies in the MSE surface.” Although Momentum Least Mean Squares (MLMS) algorithms have been studied previously, the majority of existing work remains largely empirical in nature (Dahanayake & Upton, 1993; Chaudhary et al., 2021). Meanwhile, the existing theoretical analyses typically rely on assumptions of time-invariant linear systems driven by stationary inputs that are frequently violated in practical, time-varying environments (Tugay & Tanik, 1989; Ting et al., 2000; Chhetri et al., 2006; Roy & Shynk, 1990; Shynk & Roy, 1988).

To solve the aforementioned challenging issues, we consider the stability analysis of the MLMS algorithm under general data conditions. Specifically, the main contributions of this paper are summarized as follows:

- First, we provide a theoretical guarantee of MLMS in streaming environments with general data setting which do not rely on stationarity or independence data assumptions. A central technical contribution is to overcome the momentum-induced analytical challenge by augmenting the state to obtain a higher dimensional first order random difference equation, which is fundamentally different from that encountered in the analysis of LMS, since one need to analyze more complicated product of random matrices than that associated with LMS. When the underlying parameter is time-invariant, the established tracking guarantees naturally yield learning and, subsequently, generalization guarantees.
- Second, we characterize the prediction performance of MLMS by deriving asymptotic upper bounds on

the prediction regret, without requiring any excitation conditions. We further show that LMS-type algorithms, although originally developed for linear time-varying systems, could be effectively extended to a broad class of nonlinear models. This may provide an explanation for their widely observed empirical success in nonlinear applications.

- Finally, we perform empirical evaluations on both synthetic and real-world data streams. The results demonstrate that MLMS achieves faster adaptation and higher predictive accuracy than the commonly used adaptive optimizers and empirically validate our theoretical analysis in nonstationary environments.

This paper is organized as follows. Section 2 presents the problem formulation and basic assumptions. Section 3 introduces the MLMS algorithm for estimating time-varying parameters. Section 4 states the main theoretical results. Section 5 reports simulations on both synthetic and real-world data streams. Finally, Section 6 concludes the paper.

## 2 Problem formulation

Consider the following time-varying linear regression model:

$$y_{k+1} = \varphi_k^\top \theta_k + v_{k+1}, \quad k = 0, 1, 2, \dots, \quad (1)$$

where  $\theta_k \in \mathbb{R}^m$  ( $m \geq 1$ ) denotes the unknown time-varying parameter vector to be estimated at time  $k$ . The observation  $y_{k+1} \in \mathbb{R}$  denotes the system output. The regressor  $\varphi_k \in \mathbb{R}^m$  represents the stochastic input vector. The random variable  $v_{k+1} \in \mathbb{R}$  corresponds to the noise.

### 2.1 Notations and assumptions

To facilitate our analysis, we introduce the following notations and assumptions.

**Notations.** For any random matrix  $M \in \mathbb{R}^{m \times n}$ , its Euclidean norm is defined as its maximum singular value, i.e.,  $\|M\| = \{\lambda_{\max}(M^\top M)\}^{\frac{1}{2}}$ , and its  $L_p$ -norm is defined as  $\|M\|_p = \{\mathbb{E}[\|M\|^p]\}^{\frac{1}{p}}$ , where  $\mathbb{E}[\cdot]$  denotes the expectation operator,  $p \geq 1$ . The maximum and minimum eigenvalues are denoted by  $\lambda_{\max}\{M\}$  and  $\lambda_{\min}\{M\}$  respectively. Moreover,  $\{\mathcal{F}_k, k \geq 0\}$  is the sequence of  $\sigma$ -algebra together with that of conditional mathematical expectation operator  $\mathbb{E}[\cdot | \mathcal{F}_k]$ . A stochastic sequence  $\{x_k, \mathcal{F}_k\}$  is said to be adapted if  $x_k$  is  $\mathcal{F}_k$ -measurable for all  $k \geq 0$ . The floor function  $\lfloor \cdot \rfloor$  maps a real number to the greatest integer less than or equal to it, i.e.,  $\lfloor x \rfloor = \max\{k \in \mathbb{Z} \mid k \leq x\}$ ,  $x \in \mathbb{R}$ . The ceiling function  $\lceil \cdot \rceil$  maps a real number to the smallest integer greater than or equal to it, i.e.,  $\lceil x \rceil = \min\{k \in \mathbb{Z} \mid k \geq x\}$ ,  $x \in \mathbb{R}$ .

We also need the following assumptions:

**Assumption 1** *The stochastic regressor  $\{\varphi_k, \mathcal{F}_k\}$  is an adapted sequence, where  $\{\mathcal{F}_k, k \geq 0\}$  is a nondecreasing sequence of  $\sigma$ -algebras, and there exist a constant  $\alpha > 0$  and an integer  $h > 0$  such that for any  $k \geq 0$*

$$\mathbb{E} \left[ \sum_{i=k h+1}^{(k+1)h} \frac{\varphi_i \varphi_i^\top}{1 + \|\varphi_i\|^2} \middle| \mathcal{F}_{kh} \right] \geq \alpha I > 0, \quad a.s. \quad (2)$$

**Remark 2** *It should be noted that this assumption was first introduced in Guo (1990) and was shown to be a necessary condition for the stability of tracking algorithms under certain circumstances (see Guo (1994)). Clearly, Assumption 1 is more general than the commonly used deterministic persistence of excitation (PE) condition: there exist a positive integer  $N$  and constants  $0 < a \leq b < \infty$  such that*

$$aI \leq \sum_{k=n}^{n+N} \varphi_k \varphi_k^\top \leq bI, \quad \forall n \geq 0. \quad (3)$$

*Unfortunately, this deterministic condition is not suitable for stochastic or random data. In fact, (3) may exclude useful unbounded random signals (e.g., Gaussian signals), and even appears to be hardly verifiable for bounded i.i.d. signals. Moreover, unlike the above deterministic PE condition (3), Assumption 1 does not impose independence or stationarity assumptions on the sequences  $\{\varphi_k\}$  and may include signals generated from stochastic systems with feedback, which are clearly not i.i.d. signals.*

## 3 The MLMS Algorithm

To improve the adaptation of LMS in nonstationary environments, the MLMS algorithm augments LMS with a Polyak heavy-ball-type momentum term with an exponentially decaying memory of past updates, as detailed in the algorithm below. The momentum term  $\beta(\hat{\theta}_k - \hat{\theta}_{k-1})$  in Algorithm 1 incorporates the previous update direction. This may allow the algorithm to smooth parameter updates, accelerate convergence, and track time-varying parameters more effectively, which distinguishes MLMS from the classical LMS algorithm. The regularization constant  $\delta$  is chosen empirically for numerical stability and is not sensitive within a reasonable range.

The goal of Algorithm 1 is to track the time-varying parameter process  $\{\theta_k\}$ . The tracking performance depends on the parameter-variation process  $\{\Delta_k\}$ , defined by

$$\Delta_k = \theta_k - \theta_{k-1}. \quad (5)$$

---

**Algorithm 1** MLMS Algorithm

---

**Require:** Data  $\{(\varphi_k, y_{k+1})\}$ ; step-size  $\mu$ ; regularization constant  $\delta > 0$ ; momentum coefficient  $\beta = C_\beta \mu^\kappa$ , for some  $C_\beta \in (0, 1]$ ,  $\kappa > 1$ .

**Ensure:** Predictions  $\{\hat{y}_{k+1}\}$ ; parameter estimates  $\{\hat{\theta}_k\}$ .

1: Initialize  $\hat{\theta}_{-1} = \hat{\theta}_0 = \mathbf{0}$ .

2: **for**  $k = 0, 1, 2, \dots$  **do**

3:     Compute adaptive step-size:

$$\alpha_k = \frac{\mu}{\delta + \|\varphi_k\|^2}.$$

4:     Predict output:

$$\hat{y}_{k+1} = \varphi_k^\top \hat{\theta}_k.$$

5:     Calculate prediction error:

$$e_k = y_{k+1} - \hat{y}_{k+1}.$$

6:     Update parameters with momentum:

$$\hat{\theta}_{k+1} = \hat{\theta}_k + \alpha_k e_k \varphi_k + \beta(\hat{\theta}_k - \hat{\theta}_{k-1}). \quad (4)$$

7: **end for**

---

Substituting (1) and (5) into (4) and noticing the definition of  $e_k$  yields the following error recursion:

$$\tilde{\theta}_{k+1} = ((1 + \beta)I - \alpha_k \varphi_k \varphi_k^\top) \tilde{\theta}_k - \beta \tilde{\theta}_{k-1} + \tau_k, \quad (6)$$

where  $\tilde{\theta}_k \triangleq \theta_k - \hat{\theta}_k$  and  $\tau_k = \Delta_{k+1} - \beta \Delta_k - \alpha_k v_{k+1} \varphi_k$ .

Directly analyzing (6) to obtain the tracking performance is challenging due to the coupling among the estimation terms. To facilitate the analysis of the parameter-estimation error, we stack successive error vectors so that the recursion can be rewritten in the following state space form:

$$\begin{aligned} & \begin{pmatrix} \tilde{\theta}_{k+1} \\ \tilde{\theta}_k \end{pmatrix} \\ &= \begin{pmatrix} (1 + \beta)I - \frac{\mu \varphi_k \varphi_k^\top}{\delta + \|\varphi_k\|^2} - \beta I & \\ I & 0 \end{pmatrix} \begin{pmatrix} \tilde{\theta}_k \\ \tilde{\theta}_{k-1} \end{pmatrix} + \begin{pmatrix} \tau_k \\ \mathbf{0} \end{pmatrix}. \end{aligned} \quad (7)$$

Defining

$$A_k = \frac{\mu \varphi_k \varphi_k^\top}{\delta + \|\varphi_k\|^2} - \beta I,$$

the state coefficient matrix in (7) can be written as

$$T_k = \begin{pmatrix} I - A_k & -\beta I \\ I & 0 \end{pmatrix}.$$

To simplify the subsequent analysis, we introduce the scaled transformation matrix  $P = \text{diag}[I, \mu I]$  and the transformed state vector

$$Z_k = P \begin{pmatrix} \tilde{\theta}_k \\ \tilde{\theta}_{k-1} \end{pmatrix} = \begin{pmatrix} \tilde{\theta}_k \\ \mu \tilde{\theta}_{k-1} \end{pmatrix}.$$

Then by the error dynamics (7), we have

$$\begin{aligned} Z_{k+1} &= P T_k P^{-1} Z_k + P \begin{pmatrix} \tau_k \\ \mathbf{0} \end{pmatrix} \\ &= \begin{pmatrix} I - A_k & -\mu I \\ \mu I & \mathbf{0} \end{pmatrix} Z_k + \begin{pmatrix} \tau_k \\ \mathbf{0} \end{pmatrix} \\ &= (I_0 - \bar{A}_k) Z_k + \begin{pmatrix} \tau_k \\ \mathbf{0} \end{pmatrix}, \end{aligned} \quad (8)$$

where

$$I_0 = \begin{pmatrix} I & \mathbf{0} \\ \mathbf{0} & \mathbf{0} \end{pmatrix}, \quad \bar{A}_k = \begin{pmatrix} A_k & \mu I \\ -\mu I & \mathbf{0} \end{pmatrix}.$$

Equation (8) provides a linear state-space representation of the error dynamics, which will be used as the basis for the subsequent analysis. The properties of (8) are essentially determined by its homogeneous equation

$$Z_{k+1} = (I_0 - \bar{A}_k) Z_k. \quad (9)$$

**Remark 3** It is worth noting that, (9) is fundamentally different from that used for the analysis traditional LMS (see, e.g., Guo (1994); Guo et al. (1997)), because  $I_0$  is no longer the identity matrix, and the  $A_k$  is no longer a symmetric matrix. This significant difference results in the key difference between the analysis of MLMS and LMS.

## 4 Main Results

In this section, we establish the tracking performance and regret of the algorithm introduced in Section 3. We now present the following theorem to characterize the exponential stability of (9), which serves as an essential foundation for analyzing the parameter tracking performance.

**Theorem 4** Under Assumption 1, it holds for any integer  $p \geq 1$  that

$$\left\| \prod_{k=ih+1}^{j+1} (I_0 - \bar{A}_k) \right\|_p \leq \lambda_p^{j-i}, \quad j \geq i \geq 0, \quad (10)$$

where  $\lambda_p = (1 - \frac{\alpha\mu}{8})^{\frac{1}{p}} \in (0, 1)$ , the hyperparameter  $\mu$  is chosen to satisfy

$$0 < \mu \leq \min \left\{ (9h^2)^{-\frac{1}{4-s}}, (3q)^{-\frac{1}{s}}, \frac{\alpha}{2(\alpha^2 + 9)}, \left( \frac{\alpha}{24q(1+3q)} \right)^{\frac{1}{s-1}} \right\},$$

where  $s = \min\{\kappa, 2\}$  and  $q = p - \frac{1}{2}$ .

**Remark 5** The bound on  $\mu$  is introduced to ensure the  $L_p$ -stability of the subsequent parameter estimation error equation (8), which forms the basis for analyzing the tracking performance. As demonstrated in the proofs of the main theorems, the bound arises naturally from controlling the worst case effects of the noises and the parameter variations. Notably, the specific form given in Theorem 4 provides a sufficient condition that facilitates a unified analysis. In practical implementations of the algorithm to a specific problem, however, the admissible range of  $\mu$  may be larger and the step-size can be further tuned based on empirical performance.

**Remark 6** The tracking performance of the algorithm depends critically on the stochastic properties of the processes  $\{\varphi_k, \Delta_k, v_k\}$ . The homogeneous recursion (9) is handled by Theorem 4, so it remains to study the effect of the nonhomogeneous term in (8).

Different assumptions on  $\{\Delta_k, v_k\}$  lead to different tracking-error bounds. In the following, we consider two separate cases for  $\{\Delta_k, v_k\}$ .

#### 4.1 The Case of Bounded Noises and Parameter Variations

We first analyze the tracking performance in a “worst-case” scenario, where the parameter variations and disturbances are assumed to be bounded only in an averaged sense.

**Assumption 7** For some integer  $p \geq 1$ ,  $\|\tilde{\theta}_0\|_{2p} < \infty$ , and

$$\sigma \triangleq \sup_k \|v_k\|_{2p} < \infty, \quad \nu \triangleq \sup_k \|\Delta_k\|_{2p} < \infty.$$

Note that this assumption includes, as a special case, any deterministic “unknown but bounded” disturbances and parameter variations.

**Theorem 8** Suppose that the conditions of Theorem 4 and Assumption 7 hold. Then, for all  $k \geq 1$ ,

$$\|\tilde{\theta}_{k+1}\|_p = O\left(\lambda_{2p}^{\lfloor \frac{k}{h} \rfloor} \|\tilde{\theta}_0\|_{2p}\right) + O\left(\frac{\nu}{\mu} + \sigma\right), \quad (11)$$

where  $\lambda_{2p}$  is given in Theorem 4.

We remark that the first term on the right hand side of (11) tends to zero exponentially fast and that the asymptotical tracking error will be small provided that both the levels of the parameter variation  $\nu$  and the disturbance  $\sigma$  are small. With  $\beta = C_\beta \mu^\kappa$  and  $\kappa > 1$ , the effect of  $\beta$  is of higher order and is absorbed into the constants in the bound. In the upper bound on  $\mu$  employed in Theorem 8,  $q$  is taken as  $q = 2p - \frac{1}{2}$  instead of  $q = p - \frac{1}{2}$ , so as to enable the application of the Schwarz inequality in establishing the tracking performance bound (11). Details can be found in the proof of Theorem 8.

#### 4.2 The Case of Zero Mean Random Noises and Parameter Variations

We next analyze the tracking performance in the case of zero-mean random parameter variations and disturbances, which are allowed to be general correlated processes. To this end, we introduce the following class of stochastic processes for  $p \geq 1$ :

$$\mathcal{M}_p \triangleq \left\{ \{x_k\} : \left\| \sum_{i=k+1}^{k+n} x_i \right\|_p \leq c_p^x \sqrt{n}, \forall k \geq 0, \forall n \geq 1 \right\}, \quad (12)$$

for  $p \geq 1$  where  $c_p^x$  is a constant depending only on  $p$  and on the moment of the process  $\{x_k\}$ . It is known that martingale-difference sequences, zero-mean  $\phi$ -mixing and zero-mean  $\alpha$ -mixing sequences all belong to  $\mathcal{M}_p$  (see, e.g., Guo et al. (1992)).

**Assumption 9** For some integer  $p \geq 1$ ,  $\|\tilde{\theta}_0\|_{2p} < \infty$ , and

$$\left\{ \frac{\varphi_k v_{k+1}}{\delta + \|\varphi_k\|^2} \right\} \in \mathcal{M}_{2p}, \quad \{\Delta_k\} \in \mathcal{M}_{2p}.$$

**Theorem 10** Suppose that the conditions of Theorem 4 and Assumption 9 hold. Then, for all  $k \geq 1$ ,

$$\|\tilde{\theta}_{k+1}\|_p = O\left(\lambda_{2p}^{\lfloor \frac{k}{h} \rfloor} \|\tilde{\theta}_0\|_{2p}\right) + O\left(\frac{c_{2p}^\Delta}{\sqrt{\mu}} + c_{2p}^v \sqrt{\mu}\right), \quad (13)$$

where  $\lambda_{2p}$  is given in Theorem 4,  $c_{2p}^\Delta$  and  $c_{2p}^v$  are the constants defined in (12), for the random processes  $\{\Delta_k\}$  and  $\left\{ \frac{\varphi_k v_{k+1}}{\delta + \|\varphi_k\|^2} \right\}$ , respectively.

We remark that the upper bound in Theorem 10 significantly improves the crude bound of Theorem 8, and it clearly exhibits the familiar tradeoff between noise sensitivity and tracking ability. The explanation of the influence of  $\beta$  follows the same reasoning as in Theorem 8. In the upper bound on  $\mu$  employed in Theorem 10,  $q$  is also taken as  $q = 2p - \frac{1}{2}$  for the same reason as in Theorem 8.

#### 4.3 Prediction Analysis

In Subsections 4.1 and 4.2, we analyzed the parameter tracking performance under the conditional excitation

condition given in Assumption 1. In this subsection, we analyze the output prediction performance of the MLMS algorithm without imposing any excitation conditions. To proceed, we require the following assumptions and definition.

**Assumption 11** *The noise  $\{v_{k+1}, \mathcal{F}_k\}$  is a martingale difference sequence,  $\sup_{k \geq 0} \mathbb{E}[v_{k+1}^2 | \mathcal{F}_k] = \sigma_v^2$  and  $\sup_{k \geq 0} \mathbb{E}[v_{k+1}^r | \mathcal{F}_k] < \infty$  with  $r \geq 4$ .*

**Assumption 12** *The parameter vector  $\theta_k$  belongs to a known convex compact set*

$$\mathcal{D} = \left\{ x = (x_1, \dots, x_m)^\top \in \mathbb{R}^m, |x_i| \leq L, 1 \leq i \leq m \right\}.$$

Moreover, the parameter process  $\theta_k$  is slowly time-varying in the following sliding Cesàro-average sense, i.e.,

$$\limsup_{n_2 - n_1 \rightarrow \infty} \frac{1}{n_2 - n_1} \sum_{k=n_1+1}^{n_2} \|\theta_k - \theta_{k-1}\| \leq \xi, \quad (14)$$

where  $\xi \in (0, 1)$  is a positive constant. The adapted sequence  $\{\varphi_k, \mathcal{F}_k\}$  is also bounded in the sliding Cesàro-average sense.

We remark that (14) is more general than the condition  $\|\theta_k - \theta_{k-1}\| \leq \xi, \forall k \geq 1$ , since it allows occasionally large jumps in the parameter process.

Furthermore, we consider simple modifications to Algorithm 1, such as incorporating a projection operator or adding a  $\sigma$ -modification term (Meyn & Guo, 1990; Ioannou & Sun, 1996). This modification ensures bounded parameter estimates, which not only maintains stability under perturbations but also allows us to derive a prediction bound without relying on any excitation assumptions, resulting in a more realistic theoretical guarantee.

Here, we focus on the projection-based update, while noting that the  $\sigma$ -modification may be analyzed in a similar manner as in Meyn & Guo (1990); Ioannou & Sun (1996), and we refer the reader to these works for further details.

We first introduce the definition of projection.

**Definition 13** (Cheney, 2001) *The projection operator  $\Pi_{\mathcal{D}}(\cdot)$  is defined as*

$$\pi_{\mathcal{D}}(x) = \arg \min_{y \in \mathcal{D}} \|x - y\|, \quad \forall x \in \mathbb{R}^m, \quad (15)$$

where  $\mathcal{D}$  is the compact convex set introduced in Assumption 12.

Now, we introduce the specific modification to Algorithm 1. This modification applies a projection to the parameter estimates, while all other updates remain unchanged.

$$\hat{\theta}_{k+1} = \pi_{\mathcal{D}} \left[ \hat{\theta}_k + \alpha_k e_k \varphi_k + \beta (\hat{\theta}_k - \hat{\theta}_{k-1}) \right]. \quad (16)$$

We note that if the parameter estimates remain within  $\mathcal{D}$  throughout the iterations, the projection operator has no effect, and the method simplifies to the original Algorithm 1. We now establish a theoretical upper bound on the output prediction of the projection MLMS algorithm.

**Theorem 14** *Under Assumptions 11 and 12, and under the same condition on  $\mu$  as in Theorem 4, we have the following averaged prediction error of the projection Algorithm (16):*

$$\begin{aligned} & \limsup_{n_2 - n_1 \rightarrow \infty} \frac{1}{n_2 - n_1} \sum_{k=n_1+1}^{n_2} (y_k - \hat{y}_k)^2 \\ & \leq (1 + \mu) \sigma_v^2 + O\left(\mu^{\kappa-1} + \mu^{\kappa} \sigma_v + \frac{\xi}{\mu}\right), \quad a.s. \end{aligned}$$

From Theorem 14, one can see that the upper prediction error bound may be further optimized in terms of the step-size  $\mu$ . Specifically, in the special case of constant parameters, that is  $\xi = 0$ , and the constant conditional variance  $\sigma_v$  of the noise, then the averaged prediction error will approach to its minimum value  $\sigma_v^2$ , as  $\mu \rightarrow 0$ :

$$\limsup_{n_2 - n_1 \rightarrow \infty} \frac{1}{n_2 - n_1} \sum_{k=n_1+1}^{n_2} (y_k - \hat{y}_k)^2 \rightarrow \sigma_v^2, \quad a.s.$$

## 5 Experiments

While the MLMS algorithm with an unnormalized LMS update (i.e.,  $\alpha_k$  in Algorithm 1 is a constant  $\mu$  in their setting) has been extensively studied, its normalized counterpart, where  $\alpha_k = \frac{\mu}{\delta + \|\varphi_k\|^2}$  in our formulation, has received far less empirical investigation. To this end, we examine the practical behavior of Algorithm 1 and compare it with several commonly used stochastic optimization methods, including the classical unnormalized LMS and its momentum variant (represented here by SGD and SGD-Momentum, respectively), as well as the normalized LMS (represented here as LMS).

### 5.1 Synthetic Data with Jumping Parameters

Consider the following linear stochastic system:

$$\begin{cases} \varphi_{k+1} = A\varphi_k + v_k, \\ \theta_k = \theta_{k-1} + \Delta_k, \\ y_k = \varphi_k^\top \theta_k + \varepsilon_k, \end{cases} \quad (17)$$

where  $A = \text{diag}[0.6, 0.7, 0.9, 0.2, 0.5, 0.3]$  denotes the diagonal matrix,  $\varphi_k \in \mathbb{R}^6$  with  $\varphi_0 = \mathbf{0}$ . The state noise  $v_k \sim \mathcal{N}(0, 4I_6)$ . The parameter process  $\{\theta_k\}$  is initialized at  $\theta_0 \sim \mathcal{N}(0, I_6)$  and remains constant between abrupt change points. Every 100 iterations, the parameter vector undergoes a sudden jump:

$$\Delta_k = \begin{cases} 0, & k \neq 0 \pmod{100}, \\ 0.5\zeta_k, & k = 0 \pmod{100}, \end{cases} \quad \zeta_k \sim \mathcal{U}([-1, 1]^6),$$

where  $\mathcal{U}([-1, 1]^6)$  denotes the uniform distribution over the six-dimensional hypercube  $[-1, 1]^6$ . This construction yields a nonstationary process with persistent parameter changes. The observation noise  $\{\varepsilon_k\}$  is i.i.d as  $\varepsilon_k \sim \mathcal{N}(0, 0.1^2)$ .

**Evaluation metrics.** Since the tracking error may span several orders of magnitude, We measure performance using the commonly used tracking MSE in dB, defined as

$$\text{MSE}_{\text{dB}}(k) = 10 \log_{10} \left( \|\hat{\theta}_k - \theta_k\|^2 + 10^{-12} \right), \quad (18)$$

where the small constant  $10^{-12}$  is added for numerical stability.

**Performance Comparison.** To demonstrate the advantages of the MLMS algorithm, we compare its tracking performance against SGD, SGD-Momentum and LMS on a dataset  $\{\varphi_k, y_{k+1}\}_{k=1}^{T=500}$  generated from the system (17). All algorithms are implemented exactly following their standard online-update forms. The hyperparameter configuration is: SGD and SGD-Momentum use learning rate  $10^{-3}$ , with momentum 0.1 for the latter; LMS uses a step-size of 0.1 and a regularization term of 0.1, while MLMS employs the same step-size and regularization term, together with a momentum coefficient of  $\beta = 0.099$ ,  $C_\beta = 1$ , and  $\kappa \approx 1.004 > 1$ .

As shown in Fig 2, the frequent abrupt changes in  $\theta_k$  create a nonstationary environment. Algorithms equipped with momentum respond more rapidly to these jumps, exhibiting noticeably faster re-convergence after each change point. Among all methods, the MLMS algorithm achieves the lowest parameter tracking MSE, highlighting its superior adaptability in scenarios with abrupt changes in the underlying parameter.

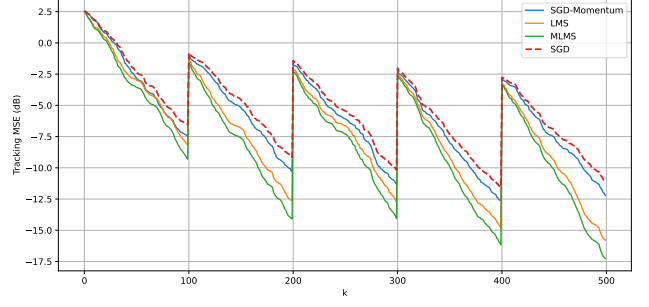


Fig. 2. Tracking MSE (in dB) over 10 independent trials for the time-varying regression task.

### 5.2 Application to Speech Enhancement

In real-world acoustic environments, speech signals are frequently contaminated by nonstationary background noise arising from evolving and unpredictable sources (see, e.g., Loizou (2007)). Consequently, online adaptive filtering has become a fundamental tool for real-time speech enhancement, as it can track dynamic signal. To evaluate the MLMS algorithm in such streaming conditions, we conduct experiments on the NOIZEUS corpus<sup>1</sup> with airport noise.

**Evaluation metrics.** Performance is evaluated using the commonly adopted signal-to-noise ratio (SNR), computed online during streaming. Let  $n_k$  denote the noisy observation,  $c_k$  the clean reference, and  $y_k$  the filter output at time  $k$ . We compute the input and output SNRs as

$$\text{SNR}_{\text{out}} = 10 \log_{10} \frac{\sum_k c_k^2}{\sum_k (y_k - c_k)^2},$$

$$\text{SNR}_{\text{in}} = 10 \log_{10} \frac{\sum_k c_k^2}{\sum_k (n_k - c_k)^2}.$$

The reported SNR improvement is then  $\Delta\text{SNR} = \text{SNR}_{\text{out}} - \text{SNR}_{\text{in}}$ .

We evaluate six adaptive filtering algorithms under real-world airport noise at three input SNR levels (5, 10, and 15 dB): SGD, SGD-Momentum, RLS, GNGD (generalized normalized gradient descent, see Mandic (2004)), LMS and MLMS. For each noise condition, 30 utterances from the NOIZEUS corpus are processed independently in a streaming, sample-by-sample fashion. All algorithms use 50-tap adaptive filters, and filter states are reinitialized between utterances. The hyperparameter settings are as follows: SGD uses a step-size of  $\mu = 0.1$ , while SGD-Momentum applies the same step-size together with a momentum coefficient of  $\beta = 0.2$ ; LMS uses  $\mu = 0.25$  and  $\delta = 10^{-12}$ , while MLMS employs the same step-size and regularization term with momentum coefficient  $\beta = 0.15$  with  $C_\beta = 1$ ,  $\kappa \approx 1.368 > 1$ . For RLS, we use a forgetting factor of  $\lambda = 0.999$ . The GNGD

<sup>1</sup> <https://ecs.utdallas.edu/loizou/speech/noizeus/>



filter is configured with initial values  $\rho = 0.01$ , and step-size  $\mu = 0.1$ .

Table 1  
SNR improvement (dB) under different noise levels. Higher is better.

Filter	5 dB	10 dB	15 dB
SGD	$7.72 \pm 1.47$	$6.39 \pm 3.38$	$4.94 \pm 7.38$
SGD-M	$7.74 \pm 1.61$	$6.42 \pm 4.09$	$4.91 \pm 10.58$
RLS	$3.92 \pm 2.75$	$2.84 \pm 6.70$	$3.08 \pm 15.31$
GNGD	$6.44 \pm 1.32$	$5.14 \pm 3.00$	$3.76 \pm 7.43$
LMS	$7.86 \pm 1.52$	$6.79 \pm 3.29$	$5.69 \pm 8.63$
<b>MLMS</b>	<b><math>7.91 \pm 1.57</math></b>	<b><math>6.86 \pm 3.36</math></b>	<b><math>5.79 \pm 8.78</math></b>

Building on this setup, we aggregate the SNR improvements across the 30 utterances at each noise level and report the results as the mean  $\pm$  standard deviation. As shown in Table 1, MLMS consistently achieves the highest SNR gains across all noise conditions, demonstrating superior robustness in this realistic adaptive noise-suppression scenario.

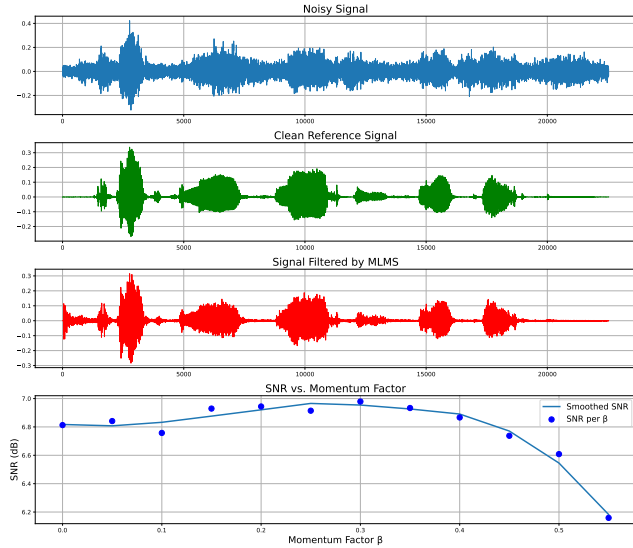


Fig. 3. Adaptive Noise Cancellation

Next, we focus on a challenging 0 dB condition, where the clean speech and background noise have similar magnitudes, making adaptive filtering particularly difficult due to the persistently low instantaneous SNR. The first three subplots of Fig. 3 illustrate the time-domain waveforms of the noisy input, the clean reference, and the MLMS output, using a momentum factor of  $\beta = 0.0625$ , with  $C_\beta = 1$  and  $\kappa = 2$ . Even under this adverse scenario, the filtered waveform closely follows speech onsets and noticeably suppresses high-frequency fluctuations relative to the noisy signal. The fourth subplot of

Fig. 3 shows the output SNR as a function of  $\beta$ , averaged over 30 utterances, with the step-size fixed at  $\mu = 0.35$ ,  $\delta = 10^{-12}$ . The SNR initially increases up to approximately  $\beta = 0.3$ , after which it gradually decreases as  $\beta$  continues to rise. This trend aligns well with theoretical expectations regarding the effect of momentum in nonstationary environments.

## 6 Conclusion

The MLMS algorithm has been widely acknowledged to have better convergence performance than the classical LMS algorithm in many practical situations, but has rarely been explored in theory with nonstationary datasets. In view of this, we have provided a theoretical foundation of the MLMS algorithm by establishing rigorous parameter tracking guarantees under the datasets characterized by the conditional excitation condition of Guo (1990), which represents a substantive advance over the widely adopted i.i.d. or stationary signal assumptions in the previous related investigations, and more importantly, retaining applicability to stochastic systems with feedback control where the i.i.d. assumptions do not hold. In addition, we have derived prediction guarantees that require no excitation conditions at all, thereby significantly broadening the range of scenarios in which reliable performance can be ensured. By overcoming the analytical barrier that arises when the stability analysis transitions from a first-order random vector recursion in LMS to a second-order one in MLMS, this work establishes a practical and tractable theoretical framework for handling products of more general nonstationary matrices. Building on this foundation, the MLMS framework appears promising for learning or tracking of general nonlinear time-varying systems, paving a way for more powerful momentum-enhanced adaptive algorithms in complex real-world.

## References

- Chang, S., Zhang, Y., Tang, J., Yin, D., Chang, Y., Hasegawa-Johnson, M. A., & Huang, T. S. (2017). Streaming recommender systems. In *Proceedings of the 26th International Conference on World Wide Web* (pp. 381–389).
- Chaudhary, N. I., Raja, M. A. Z., He, Y., Khan, Z. A., & Tenreiro Machado, J. (2021). Design of multi innovation fractional lms algorithm for parameter estimation of input nonlinear control autoregressive systems. *Applied Mathematical Modelling*, 93, 412–425.
- Cheney, W. (2001). *Analysis for applied mathematics*. Springer.
- Chhetri, A. S., Stokes, J. W., & Florêncio, D. A. (2006). Acoustic echo cancellation for high noise environments. In *IEEE International Conference on Multimedia and Expo (ICME)* (pp. 905–908).
- Dahanayake, B. W. & Upton, A. (1993). Derivation of momentum lms algorithms by minimizing objective



- functions. In *IEEE International Conference on Neural Networks* (pp. 831–835).
- Diniz, P. S. R. (2012). *Adaptive Filtering: Algorithms and Practical Implementation*. Springer New York, NY.
- Egg, A. (2021). Online learning for recommendations at grubhub. In *Proceedings of the 15th ACM Conference on Recommender Systems* (pp. 569–571).
- Gama, J. & Gaber, M. M. (2007). *Learning from data streams: processing techniques in sensor networks*. Springer Science & Business Media.
- Goodfellow, I., Bengio, Y., & Courville, A. (2016). *Deep Learning*. MIT Press.
- Guo, L. (1990). Estimating time-varying parameters by the kalman filter based algorithm: stability and convergence. *IEEE Transactions on Automatic Control*, 35(2), 141–147.
- Guo, L. (1994). Stability of recursive stochastic tracking algorithms. *SIAM Journal on Control and Optimization*, 32(5), 1195–1225.
- Guo, L. (2020). Time-varying stochastic systems, stability and adaptive theory. In *2nd ed.* Science Press.
- Guo, L. & Ljung, L. (1995a). Exponential stability of general tracking algorithms. *IEEE Transactions on Automatic Control*, 40(8), 1376–1387.
- Guo, L. & Ljung, L. (1995b). Performance analysis of general tracking algorithms. *IEEE Transactions on Automatic Control*, 40(8), 1388–1402.
- Guo, L., Ljung, L., & Priouret, P. (1992). Tracking performance analysis of the forgetting factor rls algorithm. In *[1992] Proceedings of the 31st IEEE Conference on Decision and Control* (pp. 688–693 vol.1).
- Guo, L., Ljung, L., & Wang, G.-J. (1997). Necessary and sufficient conditions for stability of lms. *IEEE Transactions on Automatic Control*, 42(6), 761–770.
- Hassibi, B., Sayed, A. H., & Kailath, T. (1995). Lms is  $h$ - $\infty$  optimal. In *Adaptive Control, Filtering, and Signal Processing* (pp. 65–88). Springer.
- Haykin, S. S. (1996). *Adaptive filter theory*. Pearson Education India.
- Ioannou, P. A. & Sun, J. (1996). *Robust adaptive control*. Prentice Hall.
- Kushner, H. J. & Yang, J. (1995). Analysis of adaptive step-size sa algorithms for parameter tracking. *IEEE Transactions on Automatic Control*, 40(8), 1403–1410.
- Ljung, L. & Gunnarsson, S. (1990). Adaptation and tracking in system identification—a survey. *Automatica*, 26(1), 7–21.
- Loizou, P. C. (2007). *Speech enhancement: theory and practice*. CRC press.
- Macchi, O. (1995). *Adaptive Processing: The Least Mean Squares Approach with Applications in Transmission*. Wiley-Interscience.
- Mandic, D. P. (2004). A generalized normalized gradient descent algorithm. *IEEE Signal Processing Letters*, 11(2), 115–118.
- Mazzetto, A. (2024). An improved algorithm for learning drifting discrete distributions. In *International Conference on Artificial Intelligence and Statistics* (pp. 4159–4167).
- Meyn, S. & Guo, L. (1990). Adaptive control of time varying stochastic systems. *IFAC Proceedings Volumes*, 23(8, Part 2), 149–153.
- Polyak, B. T. (1964). Some methods of speeding up the convergence of iteration methods. *USSR Computational Mathematics and Mathematical Physics*, 4(5), 1–17.
- Rosenblatt, F. (1958). The perceptron: a probabilistic model for information storage and organization in the brain. *Psychological Review*, 65(6), 386–408.
- Roy, S. & Shynk, J. J. (1990). Analysis of the momentum lms algorithm. *IEEE Transactions on Acoustics, Speech, and Signal Processing*, 38(12), 2088–2098.
- Shynk, J. J. & Roy, S. (1988). The lms algorithm with momentum updating. In *IEEE International Symposium on Circuits and Systems* (pp. 2651–2654).
- Solo, V. & Kong, X. (1994). *Adaptive signal processing algorithms: stability and performance*. Prentice-Hall.
- Sutton, R. S., Barto, A. G., et al. (1998). *Reinforcement learning: An introduction*. MIT Press.
- Ting, L.-K., Cowan, C., & Woods, R. F. (2000). Tracking performance of momentum lms algorithm for a chirped sinusoidal signal. In *2000 10th European Signal Processing Conference* (pp. 1–4).
- Tugay, M. A. & Tanik, Y. (1989). Properties of the momentum lms algorithm. *Signal Processing*, 18(2), 117–127.
- West, D. (2000). Neural network credit scoring models. *Computers & operations research*, 27(11-12), 1131–1152.
- Widrow, B. & Lehr, M. (1990). 30 years of adaptive neural networks: perceptron, madaline, and backpropagation. *Proceedings of the IEEE*, 78(9), 1415–1442.
- Widrow, B., McCool, J., Larimore, M., & Johnson, C. (1976). Stationary and nonstationary learning characteristics of the lms adaptive filter. *Proceedings of the IEEE*, 64(8), 1151–1162.
- Widrow, B. & Stearns, S. D. (1985). *Adaptive Signal Processing*. Prentice-Hall.
- Zhang, L., Lu, S., & Zhou, Z.-H. (2018). Adaptive online learning in dynamic environments. In *Proceedings of the 32nd International Conference on Neural Information Processing Systems* (pp. 1330–1340).
- Zhang, Y.-F., Wen, Q., Wang, X., Chen, W., Sun, L., Zhang, Z., Wang, L., Jin, R., & Tan, T. (2023). Onenet: enhancing time series forecasting models under concept drift by online ensembling. In *Proceedings of the 37th International Conference on Neural Information Processing Systems* (pp. 69949–69980).
- Zhao, P., Hoi, S. C. H., Jin, R., & Yang, T. (2011). Online AUC maximization. In *Proceedings of the 28th International Conference on Machine Learning (ICML)* (pp. 233–240).
- Zinkevich, M. (2003). Online convex programming and generalized infinitesimal gradient ascent. In *Proceedings of the 20th International Conference on Machine Learning (ICML)* (pp. 928–936).