

Towards a Sustainable Age of Information Metric: Carbon Footprint of Real-Time Status Updates

Shih-Kai Chou*, Maice Costa[†], Mihael Mohorčič*, and Jernej Hribar*

*Jožef Stefan Institute, Ljubljana, Slovenia,

[†]Nexcepta Inc., Gaithersburg MD 20878, USA,

Email: {shih-kai.chou, mihael.mohorcic, jernej.hribar}@ijs.si, mcosta@nexcepta.com

Abstract—The timeliness of collected information is essential for monitoring and control in data-driven intelligent infrastructures. It is typically quantified using the Age of Information (AoI) metric, which has been widely adopted to capture the freshness of information received in the form of status updates. While AoI-based metrics quantify how timely the collected information is, they largely overlook the environmental impact associated with frequent transmissions, specifically, the resulting Carbon Footprint (CF). To address this gap, we introduce a carbon-aware AoI framework. We first derive closed-form expressions for the average AoI under constrained CF budgets for the baseline $M/M/1$ and $M/M/1^*$ queuing models, assuming fixed Carbon Intensity (CI). We then extend the analysis by treating CI as a dynamic, time-varying parameter and solve the AoI minimization problem. Our results show that minimizing AoI does not inherently minimize CF, highlighting a clear trade-off between information freshness and environmental impact. CI variability further affects achievable AoI, indicating that sustainable operation requires joint optimization of CF budgets, Signal-to-noise Ratio (SNR), and transmission scheduling. This work lays the foundation for carbon-aware information freshness optimization in next-generation networks.

Index Terms—Age of Information, Carbon Footprint

I. INTRODUCTION

In the past decade, the Age of Information (AoI) metric [1] has been introduced and gradually adopted to characterize information timeliness, offering valuable insights into the performance of real-time systems [2]. In the same period, we have witnessed the advent of increasingly data-driven and latency-sensitive intelligent infrastructures and applications, including autonomous systems, Industrial Internet of Things (IIoT), remote healthcare, etc., for which AoI provides a robust framework for optimizing information freshness. To address the needs of these emerging use cases, the original concept of AoI has been extended to incorporate additional dimensions, aiming to characterize the diverse effects and relevance of timely information on overall system performance. For example, the Age of Incorrect Information (AoII) [3] combines AoI with error penalty functions to assess the timeliness of status updates that contain new and correct information. Similarly, Effective AoI [4] characterizes AoI from the user's perspective by measuring only the freshness of information that is explicitly requested. Despite these advancements, none of the proposed metrics accounts for the environmental impact associated with transmitting fresh updates. To that end, in this

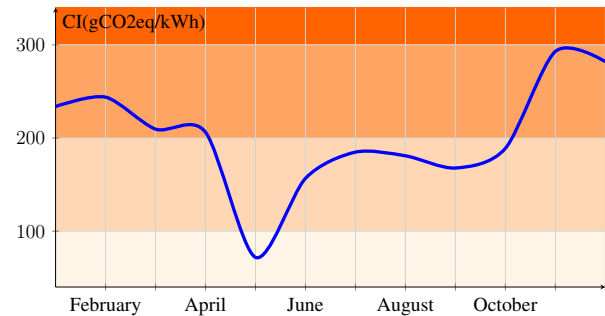


Fig. 1: Annual Carbon Intensity (CI) in Slovenia (2024).

paper, we investigate the connection between the concept of AoI and sustainability, measured through the Carbon Footprint (CF) produced by the system.

Typically, the CF of an Information and Communications Technology (ICT) system is estimated by associating the energy consumed for data transmission with the corresponding Carbon Intensity (CI) per unit of energy [5]. The CI is defined as the number of grams of CO₂-equivalent emissions produced per kilowatt-hour of energy consumed over a given time period, and is typically expressed in units of $\frac{gCO_2eq}{kWh}$. As such, CI varies across time and geographic location. It depends on the mix of energy sources used in the local grid and is usually measured at the national, regional, or city level. As discussed in [6], energy sources such as biomass, coal, gas, and oil contribute to higher CI values, whereas renewable (e.g., wind, solar, hydro, geothermal) and nuclear sources result in significantly lower emissions. To illustrate this, Fig. 1 shows the variation in CI observed in Slovenia in 2024. Monthly differences are significant, with November emissions yielding up to three times the CF of May. Such temporal variability indicates that assessing environmental impact solely by energy consumption may be inadequate.

The relationship between minimizing AoI and improving energy efficiency, e.g., reducing energy consumption and average AoI, has been explored in numerous studies, e.g., [7]–[11]. However, while minimizing energy consumption is a necessary step toward reducing the CF of a system, it is not sufficient on its own. To truly minimize environmental impact, it is also necessary to consider the temporal and geographical context of energy usage, as the associated CI can vary significantly over time and across regions. Hence, minimizing energy consumption does not necessarily minimize

CF, posing a key challenge for the design of sustainable communication systems.

To gain initial insights into newly identified problem, we investigate a system in which a single source transmits status updates to a monitor. The objective is to maintain information freshness while explicitly accounting for the CF associated with transmissions. In this context, the key contributions of this paper are as follows:

- We establish a link between information freshness and environmental impact by incorporating CF into the evaluation of status update timeliness and show that minimizing AoI does not necessarily yield minimal CF.
- We derive closed-form expressions for the average AoI under CF constraints for the baseline $M/M/1$ and $M/M/1^*$ models, showing that carbon constraints lower optimal system utilization and reveal a clear trade-off between timeliness and CF.
- We model CI as a time-varying parameter and solve the AoI minimization problem under two edge cases. With both power and CF constraints, the optimized AoI in the $M/M/1$ model is about $1.45\times$ higher than in $M/M/1^*$ under low CI. Under a minimum Signal-to-noise Ratio (SNR) constraint for Quality of Service (QoS), the $M/M/1$ model shows nearly $2\times$ and $3\times$ higher AoI at high and low CI, respectively.

In short, our findings indicate that jointly considering CF and AoI of the system enables a more nuanced understanding of the trade-off between timeliness of collected information and sustainability of the system.

II. RELATED WORK

Our work is primarily related to studies that have been proposed to better characterize the timeliness of information in a system under different network conditions and application requirements [3], [4], [12], [13]. Metrics such as Effective AoI [4] extend the baseline definition by incorporating semantic and correctness aspects of received data, while others adapt AoI to various queuing models, scheduling policies, and update mechanisms. Metrics like Age-Quality Information (AQI) [12] and Value of Information (VoI) [13] jointly optimize timeliness, data quality, and energy efficiency, often employing a utility-based function that also encompasses AoI. Similarly, AoII metric [3] accounts for the correctness of updates and supports the design of optimal transmission policies under unreliable channel conditions and power constraints. In contrast to aforementioned AoI-based metrics, our research focuses on connecting AoI with sustainability aspects, to present a characterization that has been overlooked in prior studies.

Our work also builds on research that explored the role of AoI in enhancing energy efficiency [7]–[11]. Recent works have applied Reinforcement Learning (RL) and system-level strategies to jointly optimize AoI and energy efficiency in diverse network settings. A deep RL approach was proposed in [7], for computation offloading in IIoT, supported by queuing models. Freshness in caching-enabled Internet of Things (IoT) networks was addressed by the authors in [8],

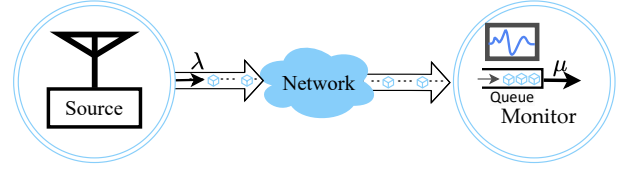


Fig. 2: Illustration of the considered system.

while the proposed approach in [9] leveraged Mobile Edge Computing (MEC) in a Wireless Sensor Network (WSN) for environmental monitoring to manage energy and computational constraints. In [10], the authors focused on energy-harvesting IoT systems with on-demand updates, while in [11] the authors explored UAV-assisted data collection, revealing trade-offs between data freshness and energy cost. However, none of these works investigated the environmental impact and its connection to AoI, as investigated in this paper.

III. SYSTEM MODEL

Let us consider a basic wireless communication system consisting of an information source and a destination (sink), as depicted in Fig. 2. The source of information, e.g., a sensor, generates status update packets with an arrival rate of λ . These packets contain data about the measured quantity at the source, such as temperature, location, speed, as well as a timestamp indicating when the packet was generated. The status update is then transmitted over a network, which may introduce various delays due to the environment and the used access scheme. Once the status update is received at the destination, the server processes and records the most recent update with a service rate of μ . The monitor uses the newly arrived update to estimate the current state of the observed phenomenon. A key performance metric in the considered system is the AoI, denoted by $\Delta(t)$, which quantifies the freshness of the data at the monitor by measuring the time elapsed since the last received update was generated. In the i -th time slot, the AoI is defined as follows:

$$\Delta(t) = t - u_i(t), \quad (1)$$

where $u_i(t)$ is the time instance at which the status update was generated in the source, denoted by a timestamp.

In our work, we focus on the average AoI, which captures the long-term behavior of information freshness in the system [1], [2]. It is defined as:

$$\bar{\Delta} = \lim_{T \rightarrow \infty} \frac{1}{T} \int_0^T \Delta(t) dt, \quad (2)$$

and serves as the main objective function of the system to minimize. Minimizing the average AoI offers several advantages. It is less sensitive to dynamic changes, thereby it provides a more stable and representative indicator of a system's long-term behavior. This stability makes the average AoI especially suitable for evaluating the sustainability of communication systems, as it enables consistent assessment

over longer periods, e.g., a month. Moreover, the average AoI can be meaningfully linked to cumulative energy consumption and the resulting CF, since frequent status updates typically entail higher power usage.

CF is a key metric for quantifying the environmental impact of a system [5]. It is determined by two time-dependent functions: the CI denoted by $\xi(\tau)$, and the power consumption function $P(\tau)$. CI reflects how carbon-intensive the energy source is at a given time, as discussed in [6]. We adopt the standard measure of CI as the amount of CO₂-equivalent emissions produced per kilowatt-hour of energy consumed, as also discussed in Section I. The instantaneous CF can then be defined as the product of $\xi(\tau)$ and $P(\tau)$, thus, the cumulative CF up to time T can be expressed as follows:

$$\kappa(T) = \int_0^T \xi(\tau) P(\tau) d\tau, \quad \kappa(0) = 0. \quad (3)$$

Since both $\xi(\tau)$ and $P(\tau)$ are positive, $\kappa(\tau)$ is a monotonically increasing function. This behavior, along with standard conditions such as system stability and ergodicity, guarantees that the limit exists. Consequently, we can define the long-term average CF (κ) as:

$$\kappa_\tau = \frac{\kappa(\tau)}{\tau}, \quad \kappa = \lim_{\tau \rightarrow \infty} \kappa_\tau, \quad (4)$$

where κ can be expressed using the average CI, $\bar{\xi}$, and the average energy \bar{E} , as:

$$\kappa [gCO_2eq] = \bar{\xi} [gCO_2eq/kWh] \bar{E} [kWh]. \quad (5)$$

IV. MINIMIZING AOI WITH A CF CONSTRAINT

We formulate an optimization problem that minimizes the average AoI, as defined in Eq. (2), while constraining the cumulative average CF ($\bar{\kappa}$) under a CF budget (K). Our goal is to achieve a balance between system performance and limiting environmental impact in the form of CF. We formulate the optimization problem as follows:

$$\begin{aligned} \min_{\lambda, \mu} \quad & \bar{\Delta}(\lambda, \mu) \\ \text{s.t.} \quad & \bar{\kappa} \leq K, \\ & 0 \leq \rho < 1, \\ & 0 \leq t \leq T, \end{aligned} \quad (6)$$

where ρ represents the system utilization and is defined as the ratio between the arrival rate and the service rate, i.e., $\rho = \frac{\lambda}{\mu}$.

We consider two queueing models: the First Come First Served (FCFS) system, modeled as an $M/M/1$ queue, and the Last Come First Served (LCFS) system, modeled as an $M/M/1^*$ queue. The corresponding average AoIs, as derived in [1], are given by:

$$\bar{\Delta} = \frac{1}{\mu_1} \left(1 + \frac{1}{\rho_1} + \frac{\rho_1^2}{1 - \rho_1} \right), \quad (7)$$

and

$$\bar{\Delta}^* = \frac{1}{\mu_2} + \frac{1}{\lambda_2}, \quad (8)$$

respectively. In addition, we consider the system-wide averages of both AoI, $\bar{\Delta}(\lambda, \mu)$, and cumulative CF, $\bar{\kappa}$, over the time interval $[0, T]$. By dividing this time period into N discrete time slots, we can approximate the cumulative CF by:

$$\bar{\kappa} \approx \bar{\xi} \bar{E}_p \lim_{t_N \rightarrow \infty} \sum_{n=1}^N N_p(t_n), \quad (9)$$

where \bar{E}_p is the average energy consumption per packet and $N_p(t_n)$ is the number of transmitted packets at time slot t_n . Furthermore, the total number of transmitted packets can be simplified as:

$$\lim_{t_N \rightarrow \infty} \sum_{n=1}^N N_p(t_n) = a\lambda t_N, \quad 0 \leq a \leq 1, \quad (10)$$

where a is the probability of successful transmission. Thus, the corresponding CF constraint is then rewritten as:

$$\bar{\kappa} \approx \bar{\xi} \bar{E}_p a \lambda t_N \leq K. \quad (11)$$

We assume $a = 1$ for both $M/M/1$ and $M/M/1^*$ models, meaning all packets are successfully transmitted. This is valid under the assumption of queuing with infinite buffers and no packet loss. However, in real-world systems with finite buffers, packet loss due to overflows can occur, leading to $a < 1$. Thus, this assumption serves as an ideal upper bound. The upper bound of arrival rate that fits into the CF constraint is thus:

$$\lambda_\kappa = \frac{K}{t_N \bar{\xi} \bar{E}_p}. \quad (12)$$

The system utilization (ρ') that results in minimal average AoI for both $M/M/1$ and $M/M/1^*$ models in CF unconstrained setting are obtained by solving the corresponding equations [1]:

$$\begin{aligned} \rho_1^4 - 2\rho_1^3 + \rho_1^2 - 2\rho_1 + 1 &= 0, \\ \rho_2^2 - \rho_2 &= 0. \end{aligned} \quad (13)$$

By solving Eq. (13), we determine the system utilization value $\rho'_1 \approx 0.531$ ($\mu'_1 \approx 1.887\lambda'_1$) that minimizes the average AoI in the $M/M/1$ model. For the $M/M/1^*$ model, minimal average AoI occurs as the arrival rate approaches the service rate, with the corresponding utilization given by:

$$\rho'_2 = 1 - \epsilon, \quad 0 < \epsilon \ll 1, \quad (14)$$

where ϵ is a small positive constant. Throughout this paper, we set $\epsilon = 10^{-3}$ to approximate near-saturation conditions while avoiding system instability. Accordingly, the corresponding service rate for the $M/M/1^*$ model, when unconstrained by the CF budget, is given by:

$$\mu'_2 = \frac{\lambda'_2}{1 - \epsilon}. \quad (15)$$

On the other hand, when a CF budget is imposed, the total number of transmitted packets is constrained, placing an upper

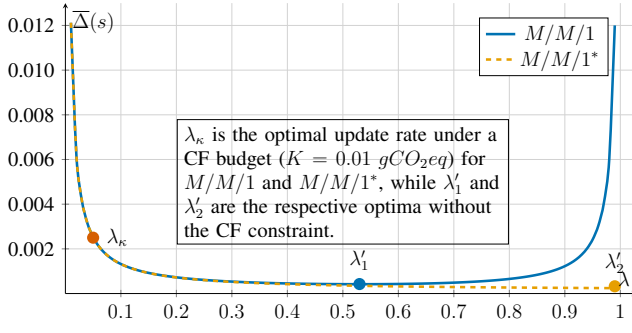


Fig. 3: AoI as a function of arrival rate (λ) for $M/M/1$ and $M/M/1^*$ models.

TABLE I: Summary of System Parameters.

Parameter	Description	Value
$\bar{\xi}$	Average CI in Slovenia (2024)	198 $\frac{gCO_2eq}{kW h}$
P_T	Transmitting Power	1 W
R	Transmitting Rate	$10^8 \frac{bits}{s}$
MTU	Maximum Transmission Unit	12,000 $bits$
T_p	Transmission Time per Packet	$\frac{MTU}{R} s$
t_N	Time Period	3600 s (1 hour)
\bar{E}_p	Average Energy per Packet	$P_T \times T_p J$
K	Carbon Footprint Budget	$5 \times 10^{-2} gCO_2eq$
B	Bandwidth	$1 \times 10^6 Hz$
$ h ^2$	Channel Gain	1
σ^2	Noise Power	$10^{-4} W$

bound on the arrival rate λ . To comply with the CF constraint, the system must operate at a reduced transmission rate, which effectively limits the achievable average AoI. As a result, the average AoI for the $M/M/1$ model under the CF constraint is given by:

$$\bar{\Delta}_\kappa = \begin{cases} \frac{1}{\mu'_1} \left(1 + \frac{1}{\rho'_1} + \frac{\rho_1'^2}{1 - \rho_1'} \right), & \text{if } \rho'_1 \mu'_1 < \lambda_\kappa, \\ \frac{1}{\mu'_1} \left(1 + \frac{1}{\frac{\lambda_\kappa}{\mu'_1}} + \frac{(\frac{\lambda_\kappa}{\mu'_1})^2}{1 - \frac{\lambda_\kappa}{\mu'_1}} \right), & \text{if } \lambda_\kappa < \rho'_1 \mu'_1, \end{cases} \quad (16)$$

and for $M/M/1^*$ as:

$$\bar{\Delta}_\kappa^* \approx \begin{cases} \frac{2}{\lambda_2}, & \text{if } \rho'_2 \mu'_2 < \lambda_\kappa, \\ \frac{2}{\lambda_\kappa}, & \text{if } \lambda_\kappa < \rho'_2 \mu'_2. \end{cases} \quad (17)$$

Fig. 3 illustrates the relationship between the arrival rate λ and the average AoI for the $M/M/1$ and $M/M/1^*$ models, evaluated under both unconstrained and CF-constrained conditions. The system parameters used in this analysis are provided in Table I.

For the $M/M/1$ model (represented by the blue solid curve), the average AoI ($\bar{\Delta}$) exhibits a characteristic U-shaped curve with high AoI at low and high λ due to infrequent updates and queuing delays, respectively. In contrast, the AoI in the $M/M/1^*$ model (shown as orange dashed line), decreases monotonically with increasing λ_2 , achieving its minimum at near-saturation ($\rho'_2 = 0.99$), due to its priority on processing the most recent updates. However, when, for example, a strict CF budget of $0.01 gCO_2eq$, both models must reduce

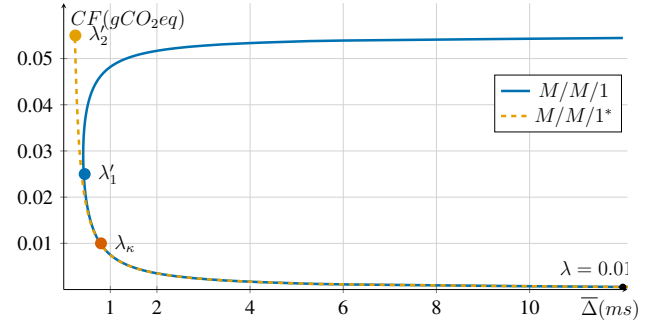


Fig. 4: AoI versus CF for the $M/M/1$ and $M/M/1^*$ models.

their transmission rates to comply with the environmental constraint. Under this CF budget, the maximum allowable arrival rate is limited to $\lambda_\kappa \approx 0.05$. Moreover, this convergence indicates that, under a CF constraint, the inherent differences between the FCFS ($M/M/1$) and LCFS ($M/M/1^*$) strategies become less significant, since both are primarily constrained by the arrival rate. This observation highlights the trade-off between maintaining data freshness (minimizing the average AoI) and achieving sustainability objectives.

In Fig. 4, we present the average AoI as a function of the CF for the two queuing models. The figure illustrates the relationship between AoI and CF, highlighting the inherent performance trade-offs. Interestingly, when the update rate is low (e.g., $\lambda = 0.01$), the system exhibits a high AoI but a very low CF. As the update rate increases, the CF also increases, while, as expected, the AoI decreases for both queuing models. The AoI continues to decrease until reaching the optimal update rate for the $M/M/1$ model, denoted as λ'_1 . Beyond this point, for the $M/M/1^*$ model, further increases in the update rate lead to a significantly higher CF with only marginal gains in reducing the AoI. Conversely, for the $M/M/1$ model, the average AoI begins to increase while the CF continues to rise. Consequently, from a sustainability perspective, when the $M/M/1$ model is employed, the most beneficial update rate is $\lambda = 0.53$. Furthermore, we observe that for the $M/M/1^*$ model, a twofold increase in CF does not result in a proportional reduction in the average AoI. For example, when the CF increases from $0.02 gCO_2eq$ to $0.04 gCO_2eq$, the corresponding decrease in the average AoI is minimal for $M/M/1^*$ model. Hence, we can conclude that the relationship between AoI and CF is nonlinear. Moreover, the CI also influences this relationship, as analyzed in more detail in the following section.

V. ANALYSING TRADEOFF UNDER DYNAMIC CIs

Building on trade-off between minimizing AoI and managing environmental impact, we now examine how the sustainability constraint interacts with varying CI. While the CF budget limits energy consumption, the CI further shapes the feasible operating region and the achievable average AoI, as formalized in Eq. (5). To capture this effect, we solve the AoI-minimization problem for each monthly CI realization (Fig. 1) under two edge cases: (i) sustainability-driven oper-

ation, where transmission power (P_T) is constrained, and (ii) QoS-driven operation, where a minimum SNR is enforced at the cost of higher energy consumption.

A. AoI Minimization under CF and power constraints

We extend the discrete-time AoI minimization problem in Eq. (6) by incorporating both a transmitting power constraint and a monthly CI profile indexed by i , shown in Fig. 1. The extended problem is formulated as:

$$\begin{aligned} \min_{\lambda_i, \mu_i} \quad & \bar{\Delta}_i(\lambda_i, \mu_i) \\ \text{s.t.} \quad & \bar{\xi}_i \bar{E}_p \lambda t_N \leq K, \forall i = 1, \dots, 12, \\ & P_T \leq P_{\max}, \\ & 0 \leq \rho_i < 1, \\ & 0 \leq t \leq t_N, \end{aligned} \quad (18)$$

where P_T is the transmitting power and P_{\max} is its maximum allowable value. The CF constraint is derived from the combination of transmitting power and the monthly CI, leading to a bound on the arrival rate:

$$\lambda_{P, \max, i} = \frac{K}{\bar{\xi}_i P_{T, \max} T_p t_N}, \quad (19)$$

where T_p is the transmission time per packet, calculated as the packet size (including overhead) divided by the data rate. Using this constraint, the average AoI for both the $M/M/1$ and $M/M/1^*$ models can be computed by applying Eqs. (16) and (17) and substituting $\lambda_{P, \max, i}$ for λ_{κ} .

Fig. 5 shows how month-to-month variations in CI affect the achievable AoI under this fixed CF budget. Note that a CF budget of $0.05 \text{ gCO}_2\text{eq}$ is assumed in the analysis. A lower CI allows for higher system utilization (ρ), thereby reducing average AoI. This effect is more pronounced in the $M/M/1^*$ model, which continues to benefit as ρ approaches 1, while the $M/M/1$ model reaches its minimal AoI near $\rho \approx 0.531$. In contrast, high CI values constrain both models to lower ρ , resulting in elevated AoI levels. For example, in May, the minimal AoI for $M/M/1$ is 0.42 ms , approximately 1.45 times higher than that of $M/M/1^*$ at 0.29 ms . In contrast, in November, both models perform similarly, with AoI values of 0.827 ms and 0.823 ms , respectively.

In addition, we vary the CF budget from $0.5 \text{ mgCO}_2\text{eq}$ to $1 \text{ mgCO}_2\text{eq}$. As shown in Fig. 6, the month-to-month behavior of AoI confirms the results in Fig. 5. The optimal AoI (z -axis) decreases monotonically with K for each month. That is because a larger CF (K) relaxes the upper bound of the arrival rate ($\lambda_{P, \max, i}$), whereas a smaller K (tighter bound) causes the surfaces to flatten.

B. AoI Minimization under CF budget and QoS constraint

Next, we aim to minimize the average AoI in $M/M/1$ and $M/M/1^*$ models while satisfying CF and QoS constraints. In particular, we impose a lower bound on the SNR to ensure a reliable link between the source and the sink. For the monthly analysis, we assume the wireless channel is quasi-static, and

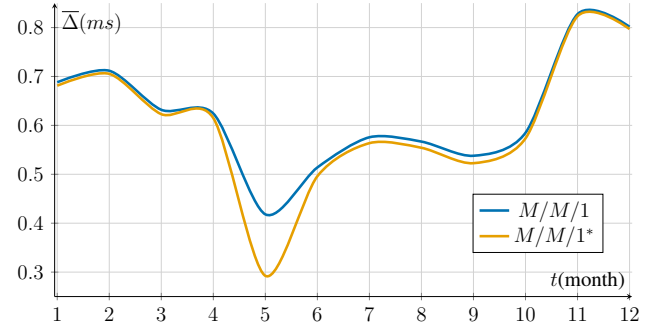


Fig. 5: Average AoI over monthly CI for $M/M/1$ (blue line) and $M/M/1^*$ (orange line) models.

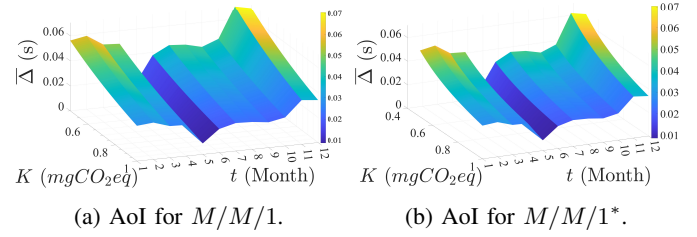


Fig. 6: Average AoI over time (x -axis) versus CF budget (K) from 0.5 to $1 \text{ mgCO}_2\text{eq}$ under identical transmit power (P_{\max}) constraints.

has steady SNR over the period. The optimization problem is then expressed as follows:

$$\begin{aligned} \min_{\lambda_i, \mu_i} \quad & \bar{\Delta}_i(\lambda_i, \mu_i) \\ \text{s.t.} \quad & \bar{\xi}_i \bar{E}_p \lambda t_N \leq K, \\ & \text{SNR} \geq \text{SNR}_{\min}, \\ & 0 \leq \rho < 1, \\ & 0 \leq t \leq T, \end{aligned} \quad (20)$$

where SNR_{\min} denotes the minimum required SNR for a successful transmission at the minimum achievable data rate R . This relationship is expressed as:

$$\begin{aligned} R &\geq R_{\min} = B \log_2(1 + \text{SNR}_{\min}) \\ &= B \log_2 \left(1 + \frac{P_{T, \min} |h|^2}{\sigma^2} \right), \end{aligned} \quad (21)$$

where B is the bandwidth, $|h|^2$ is the channel gain, and σ^2 is the noise power. This SNR constraint implies a minimum transmit power ($P_{T, \min}$). By substituting $P_{T, \min}$ into the CF constraint from Eq. (20), we obtain an upper bound for the arrival rate ($\lambda_{\text{QoS}, \max}$), which can be expressed as:

$$\lambda_{\text{QoS}, \max, i} = \frac{K |h|^2}{\bar{\xi}_i \text{SNR}_{\min} \sigma^2 T_p t_N}. \quad (22)$$

This ensures that the system maintains a guaranteed level of QoS by enforcing a lower bound on transmission reliability and throughput with respect to the targeted CF budget (K). As a result, the optimal solutions for the average AoI under CF and QoS constraints in the $M/M/1$ and $M/M/1^*$ models

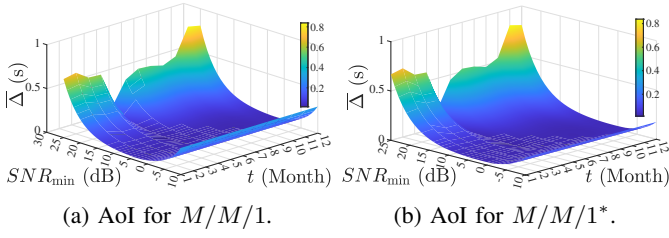


Fig. 7: Average AoI across months (x -axis) versus SNR budget (SNR_{\min}) constraint from -10 to 30 dB under same CF ($K = 0.016 \mu g$) constraint.

can be obtained by replacing the upper bound λ_{κ} in Eqs. (16) and (17) with $\lambda_{QoS, \max}$ (see Eq. (22)).

We now analyze how the average AoI is influenced by dynamic CI and QoS requirements under a CF budget. The system parameters are set as follows: system utilization $\rho = 0.5$, noise power $\sigma^2 = 10^{-4} W$, minimum required signal-to-noise ratio $SNR_{\min} = 5$ dB, and CF budget $K = 0.016 gCO_2eq$. The results for the $M/M/1$ and $M/M/1^*$ models are shown in Fig. 7a and Fig. 7b, respectively. These results show that CI variability affects the achievable average AoI across SNR levels; under a fixed CF budget, AoI is U-shaped in SNR_{\min} , therefore, decreasing at moderate SNR and rising again as power constraints tighten. Furthermore, under a fixed CF budget, increasing SNR_{\min} improves the achievable arrival rate, thereby reducing the average AoI. For example, as SNR_{\min} increases from -10 to 5 dB, the average AoI drops from 0.3 to 0.1 ms in the $M/M/1$ model, and from 0.2 to 0.1 ms in the $M/M/1^*$ model.

As SNR_{\min} continues to increase, the required transmit power $P_{T, \min}$ also grows, eventually reaching the set CF budget. Consequentially, this leads to a tighter bound on the allowable arrival rate (see Eq. 22), which in turn causes the average AoI to rise again in both models and resulting in a U-shaped AoI curve, similarly as we have shown in Fig. 4. Additionally, monthly variations in CI significantly affect the average AoI. For example, at $SNR_{\min} = 30$ dB, the month with the highest CI yields an AoI nearly four times higher than that of the month with the lowest CI, for both queuing models. These results highlight the complex trade-offs between data freshness, signal quality, and environmental sustainability, and highlight the importance of system-level optimization in meeting stringent QoS targets without exceeding environmental constraints.

VI. CONCLUSION AND FUTURE WORK

This paper examined the trade-off between information freshness and environmental impact by incorporating the CF of transmitted updates into AoI framework. We derived closed-form expressions for average AoI under CF constraints in $M/M/1$ and $M/M/1^*$ models, showing that sustainability requirements significantly alter optimal system utilization. Our results show that as update rates increase, improvements in AoI diminish while CF grows sharply, confirming a nonlinear trade-off between timeliness and sustainability. Extending the analysis to time-varying CI, we showed that monthly

fluctuations in CI significantly influence achievable AoI and that sustainable operation depends on balancing transmission power, CF budgets, and QoS requirements. High CI conditions restrict achievable AoI, while lower CI periods enable greener and more frequent updates. Additionally, the two analyzed use cases further demonstrated how transmission power, QoS constraints, and CI affect the AoI-CF trade-off.

Our future work will build on the presented trade-offs by focusing on the design of real-time, adaptive data collection mechanisms that jointly account for AoI, CF budgets, and QoS requirements. Moreover, we will exploit the seasonality of CI to schedule tasks during greener periods and apply predictive models to anticipate data staleness, thereby enabling proactive updates when timeliness is critical or update costs are high. The ultimate goal is to develop scalable, CF-aware strategies for 6G and large-scale IoT systems that balance sustainability, information freshness, and QoS.

ACKNOWLEDGEMENTS

This work was supported by the Slovenian Research Agency under grants P2-0016, MN-0009-106, and J2-50071.

REFERENCES

- [1] S. Kaul, R. Yates, and M. Gruteser, "Real-time status: How often should one update?" in *Proc. 2012 IEEE INFOCOM*. IEEE, 2012, pp. 2731–2735.
- [2] R. D. Yates, Y. Sun, D. R. Brown, S. K. Kaul, E. Modiano, and S. Ulukus, "Age of information: An introduction and survey," *IEEE J. Sel. Areas Commun.*, vol. 39, no. 5, pp. 1183–1210, May 2021.
- [3] A. Maatouk, S. Kriouile, M. Assaad, and A. Ephremides, "The age of incorrect information: A new performance metric for status updates," *IEEE/ACM Trans. Netw.*, vol. 28, no. 5, pp. 2215–2228, Oct. 2020.
- [4] B. Yin, S. Zhang, Y. Cheng, L. X. Cai, Z. Jiang, S. Zhou, and Z. Niu, "Only those requested count: Proactive scheduling policies for minimizing effective age-of-information," in *Proc. 2019 IEEE INFOCOM*. IEEE, 2019, pp. 109–117.
- [5] S. Ayers, S. Ballan, V. Gray, and R. McDonald, "Measuring the emissions and energy footprint of the ICT sector: Implications for climate action (English)." <http://documents.worldbank.org/curated/en/099121223165540890>.
- [6] D. Trihinas, L. Thamsen, J. Beilharz, and M. Symeonides, "Towards energy consumption and carbon footprint testing for AI-driven IoT services," in *Proc. 2022 IEEE IC2E*. IEEE, 2022, pp. 29–35.
- [7] J. Huang, H. Gao, S. Wan, and Y. Chen, "AoI-aware energy control and computation offloading for industrial IoT," *Future Generation Computer Systems*, vol. 139, pp. 29–37, 2023.
- [8] C. Xu, X. Wang, H. H. Yang, H. Sun, and T. Q. S. Quek, "AoI and energy consumption oriented dynamic status updating in caching enabled IoT networks," in *Proc. 2020 IEEE INFOCOM WKSHPs*, 2020, pp. 710–715.
- [9] G. Zhang, C. Shen, Q. Shi, B. Ai, and Z. Zhong, "AoI minimization for WSN data collection with periodic updating scheme," *IEEE Trans. Wireless Commun.*, vol. 22, no. 1, pp. 32–46, 2023.
- [10] M. Hatami, M. Leinonen, and M. Codreanu, "AoI minimization in status update control with energy harvesting sensors," *IEEE Trans. Commun.*, vol. 69, no. 12, pp. 8335–8351, 2021.
- [11] X. Zhang, Z. Chang, T. Hämäläinen, and G. Min, "AoI-energy tradeoff for data collection in UAV-assisted wireless networks," *IEEE Trans. Commun.*, vol. 72, no. 3, pp. 1849–1861, 2024.
- [12] N. Rajaraman, R. Vaze, and G. Reddy, "Not just age but age and quality of information," *IEEE J. Sel. Areas Commun.*, vol. 39, no. 5, pp. 1325–1338, 2021.
- [13] P. Zou, O. Ozel, and S. Subramaniam, "On age and value of information in status update systems," in *Proc. 2020 IEEE WCNC*. IEEE, 2020, pp. 1–6.