

Using predictive multiplicity to measure individual performance within the AI Act

Karolin Frohnapfel^{*,1,2}, Mara Seyfert^{*,1,3}, Sebastian Bordt^{1,2}, Ulrike von Luxburg^{1,2,3}, and Kristof Meding^{1,3}

¹University of Tübingen

²Tübingen AI Center

³CZS Institute for Artificial Intelligence and Law

February 13, 2026

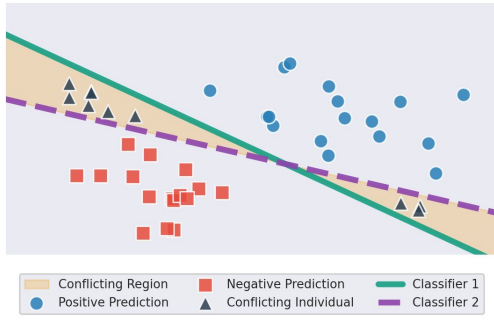
Abstract

When building AI systems for decision support, one often encounters the phenomenon of predictive multiplicity: a single best model does not exist; instead, one can construct many models with similar overall accuracy that differ in their predictions for individual cases. Especially when decisions have a direct impact on humans, this can be highly unsatisfactory. For a person subject to high disagreement between models, one could as well have chosen a different model of similar overall accuracy that would have decided the person’s case differently. We argue that this arbitrariness conflicts with the EU AI Act, which requires providers of high-risk AI systems to report performance not only at the dataset level but also for specific persons. The goal of this paper is to put predictive multiplicity in context with the EU AI Act’s provisions on accuracy and to subsequently derive concrete suggestions on how to evaluate and report predictive multiplicity in practice. Specifically: (1) We argue that incorporating information about predictive multiplicity can serve compliance with the EU AI Act’s accuracy provisions for providers. (2) Based on this legal analysis, we suggest individual conflict ratios and δ -ambiguity as tools to quantify the disagreement between models on individual cases and to help detect individuals subject to conflicting predictions. (3) Based on computational insights, we derive easy-to-implement rules on how model providers could evaluate predictive multiplicity in practice. (4) Ultimately, we suggest that information about predictive multiplicity should be made available to deployers under the AI Act, enabling them to judge whether system outputs for specific individuals are reliable enough for their use case. By following our suggestions and considering potential disagreement between models, one can ensure that AI-supported decisions are well grounded, thereby fostering greater trust in AI systems used for decision support.

1 Introduction

Modern machine learning systems significantly impact people’s lives. Automated systems determine whether someone is admitted to a graduate program, gets invited to a job interview, or receives a particular medical treatment [45, 1]. While providers of such systems strive to build systems that achieve a high *overall* statistical accuracy, the individuals whose cases are being decided are concerned about receiving trustworthy, transparent, and accurate decisions in their *specific* cases. However, while high statistical accuracy of an AI system indicates generally reliable predictions, this does not necessarily translate to the individual level. This gives rise to the phenomenon of *predictive multiplicity*

* Equal contribution. Correspondence to: {karolin.frohnapfel, mara.seyfert}@uni-tuebingen.de.



EU AI Act



Article 15(1): High-risk AI systems shall be designed and developed in such a way that they achieve an appropriate level of accuracy [...].

Besides the overall level of accuracy, providers shall inform about:

Article 11(1) and Annex IV(3): Degrees of accuracy for specific persons [...] on which the system is intended to be used [...].

Article 13(3): When appropriate, its performance regarding specific persons [...] on which the system is intended to be used [...].

Figure 1: **Our work in a nutshell.** Predictive multiplicity means that classifiers with the same statistical accuracy may decide a large number of individual cases differently (left side). We argue that this challenges the AI Act requirements on accuracy and transparency (right side). To resolve this issue, we recommend that providers and deployers use methods to identify conflicting cases and involve human oversight in the decision-making process.

[7, 37, 46, 42, 41]: For many machine learning tasks, there is no single best model. Instead, many distinct models achieve similarly high statistical accuracy, yet differ in their predictions for individuals.

In real-world applications, predictive multiplicity is ubiquitous [41]. Indeed, as long as a machine learning model makes an error, this error can, in principle, be distributed differently, leading to different models that make incorrect predictions for different individuals [35, 5, 37]. In practice, different models are obtained simply because of the multitude of decisions in the model development process [44]. Concretely, model providers must select and preprocess data, choose a model class, and determine the objective(s) to optimise, among others. All these choices influence the final model, leading to a large set of potential models, many of which may be similar in terms of statistical accuracy [5, 4]. As such, an important insight from the literature is that predictive multiplicity is not a failure of the system provider but is inherent to the training process of machine learning models and the fact that perfect statistical accuracy cannot be achieved in most cases [37, 5, 35]. Nevertheless, for persons whose case exhibits a high disagreement between models, this situation is unsatisfactory: If, under some model, their job application was rejected, it may be that another model with similar statistical accuracy would have approved their case. In situations where AI-based decisions have substantial consequences for individual persons — for example, in high-stakes applications affecting human welfare or personal rights — such arbitrariness is highly problematic.

In this work, we argue that predictive multiplicity raises significant regulatory concerns. Specifically, we examine predictive multiplicity through the lens of the European Union’s AI Act (AIA, Regulation (EU) 2024/1689). The AI Act is a comprehensive piece of legislation that regulates AI systems within the European market. Particularly relevant to us, the AI Act imposes *accuracy obligations on providers of high-risk AI systems*. Specifically, it requires high-risk AI systems to be “designed and developed in such a way that they achieve an appropriate level of accuracy, robustness, and cybersecurity, and that they perform consistently in those respects throughout their lifecycle” (Art. 15(1) AIA). Translating this provision into measurable objectives for the model development process poses significant challenges [39], and the development of harmonised standards is still ongoing [19, 10, 40]. Nevertheless, we argue that important conclusions can already be drawn about on *whom* accuracy should be assessed under the AI Act. In particular, the AI Act requires providers to report accuracy not only on the overall level of entire datasets but also for specific individuals (Art. 11(1) and Art. 13(3) AIA; Annex IV(3)).

If different models yield highly conflicting predictions for an individual, these models are arguably incapable of making a reliable prediction for that individual — despite their high statistical accuracy. We therefore consider predictive multiplicity an important aspect of individual performance.

Our contributions are as follows:

- **Legal analysis:** We analyse the AI Act’s accuracy and transparency provisions for high-risk AI systems and show that it requires performance evaluations not only on the level of entire datasets, but also on the level of specific individuals (Section 3).
- **Technical analysis:** We introduce two metrics and a pragmatic computational framework to assess conflicts both at the individual and dataset level (Section 4).
- **Overall recommendation:** Ultimately, we recommend providers of high-risk AI systems to deliberately search for models of comparable statistical accuracy and to make information about conflicting predictions accessible to deployers (Section 5).

2 Related work

Predictive multiplicity. Breiman [7] was among the first to describe the Rashomon effect, which eventually became known as predictive multiplicity [37]. Since then, many have explored the phenomenon. We refer to Ganesh et al. [22] for a comprehensive review. Most relevant to us are attempts to measure and describe the set of comparably good models [28, 37, 46, 12, 21, 23]. Here, global measures like ambiguity [37] focus on the multiplicity observed for a full dataset, while local measures like the Rashomon capacity [28] or self-consistency [12] quantify the amount of multiplicity per data point. Calculating these measures requires access to the Rashomon set, that is, the set of comparably good models. Unfortunately, a complete enumeration of the Rashomon set is computationally infeasible for complex model classes. However, Xin et al. [47] enumerate the Rashomon set for sparse decision trees and Marx et al. [37] calculate the ambiguity of the complete Rashomon set of linear classifiers via mixed integer programming. More complex model classes require approximations of the Rashomon set; existing approaches are usually tailored to specific model classes [28, 29, 48]. Up until now, the only approach that works for any model class and any dataset is the ad-hoc approach, that is, comparing models that have been trained with different initialisations, hyperparameters, or variations of the training data [37, 34, 12].

Prior work discusses how the non-existence of a single best model creates the challenge of how to reasonably choose from the set of viable options [4]. At the same time, it has been argued that predictive multiplicity allows to optimise for other task-relevant objectives without sacrificing statistical accuracy, such as interpretability, simplicity or notions of fairness [42, 41, 4, 5, 35]. Yet another strand of research tries to identify the sources of predictive multiplicity [12, 23, 38] and investigates how they influence the resulting Rashomon set [6].

Legal implications of predictive multiplicity. Previous works have already pointed out how the law should recognise the training of machine learning models as a non-deterministic process. Rather than focusing on single models, sets of possible models and the range of different predictions they might produce for individuals should be considered [11, 12, 37]. To measure the consistency between model predictions, Cooper et al. [12] introduced self-consistency, a metric similar to our conflict ratio. Our work extends on this: By taking into account the accuracy and transparency provisions of the AI Act for high-risk AI systems, we formulate clear recommendations on how information about predictive multiplicity can help achieve compliance with the AI Act. Other works addressed

the question of how to select an appropriate model from a set of comparably good models. Especially in light of negative outcomes, there is an increased need to justify why no other model was chosen that would have yielded a more desirable outcome for the affected individual [4]. While variance in outcomes is not necessarily bad but can promote diversity, models must be chosen carefully [26]. Predictive multiplicity has already been discussed in the context of less discriminatory alternatives (LDAs), suggesting that firms should explicitly search the Rashomon set for models that do not exhibit indirect discrimination [5, 35].

Accuracy in the AI Act. There is little previous work on the topic of accuracy in the AI Act. Most similar to ours in terms of the legal analysis is Nolte et al. [39]. While Nolte et al. [39] discuss the accuracy provision of Article 15 of the AI Act, they mainly focus on the relationship between accuracy and robustness, and do not offer directly implementable recommendations. Additionally, standards relating to the provisions of Article 15 and the general technical verification requirements of the AI Act have been discussed in the literature [32, 9]. However, a deeper analysis of the accuracy requirements and their implementations in practice is currently missing, which is one of the main goals of our paper.

3 Understanding accuracy within the AI Act

The EU AI Act constitutes the world’s first comprehensive legal framework specifically dedicated to the regulation of artificial intelligence (see Kaminski and Selbst [31] for an introduction). Its conceptual foundations lie in the Ethics Guidelines for Trustworthy AI by the High-Level Expert Group on Artificial Intelligence [27], which subsequently were taken up in the European Commission’s White Paper on Artificial Intelligence with the aim of creating a corresponding legal framework at the EU level [15]. This ultimately led to the Commission’s legislative proposal in 2021 [16].

The AI Act aims to strike a balance between human-centric, trustworthy AI and innovation (Art. 1(1) AIA). To this end, it takes on a risk-based approach: Depending on their risk level, different provisions apply to different kinds of AI systems. Particular attention is devoted to high-risk AI systems as defined in Article 6 of the AI Act and Annexes I and III. AI systems falling under the category of high-risk include certain products, such as machinery, toys, or medical devices (Annex I), as well as specific use cases, including education, employment, and access to essential public and private services (Annex III). AI systems listed in Annex III qualify as high-risk only where they pose a significant risk to health, safety, or fundamental rights [39, 32]. The high-risk AI systems chapter of the AI Act follows the EU’s New Legislative Framework for product safety [17, 20], in which the regulator defines essential requirements, while their translation into harmonised standards is delegated to European standardisation bodies and industry experts. Compliance with such standards gives rise to a presumption of conformity (Art. 40(1) AIA) [24, Art. 40, mn. 1 and 2] [25, 32].

Throughout its provisions, the AI Act makes an important distinction between providers (Art. 3(3) AIA) — entities that develop AI systems — and deployers (Art. 3(4) AIA) — entities that use AI systems under their authority. To illustrate this distinction, consider the following example: Alice’s company (A) develops an AI system for the automatic filtering of job applications. Bob’s company (B) purchases this system from A and enables its employees in the HR department to use the system to process incoming applications. In this case, A is the provider and B is the deployer [33, Art. 3 AIA, mn. 127 and 128]. With its provisions on high-risk systems, the AI Act is primarily aimed at providers. They are required to take all necessary steps to ensure that only safe AI systems enter the EU market.

Another important distinction the AI Act makes is between AI models and AI systems.

According to the (legally non-binding) Recital 97 of the AI Act, an AI system is the combination of an AI model with other components, such as a user interface. Most of the AI Act’s provisions — including the provisions for high-risk applications that we consider in this paper — target AI systems. While it is in principle possible that the provisions on high-risk AI systems extend to other parts of the system, in this paper, we discuss them with respect to AI models as they constitute an essential component of an AI system (Rec. 97 AIA). Hence, we will use the term “model” straightforwardly in the technical part.

One fundamental aspect of safety is the ability of AI systems to reliably make correct predictions. This is especially true in the high-risk areas where errors could cause severe harm — as they could negatively impact the health, safety, and fundamental rights of affected persons. In order to prevent such harm and to ensure the proper functioning of high-risk systems, the AI Act demands that

“High-risk AI systems shall be designed and developed in such a way that they achieve an appropriate level of accuracy, robustness, and cybersecurity, and that they perform consistently in those respects throughout their lifecycle” (Art. 15(1) AIA).

In the remainder of this section, we analyse the implications of accuracy as required by the AI Act, and finally argue for the importance of predictive multiplicity in interpreting and implementing these accuracy requirements.

3.1 The importance of accuracy for high-risk AI systems

Article 15 of the AI Act demands high-risk AI systems to be “designed and developed such that they achieve an appropriate level of accuracy”. However, it does not provide a clear definition of accuracy [8, Art. 15, mn. 31]. Instead, the appropriate level of accuracy depends on the intended purpose of the AI system and the generally acknowledged state of the art (Art. 8(1) AIA; Rec. 74). By this, the AI Act acknowledges that different use cases that come with different levels and kinds of risk might require different facets of accuracy. It thereby extends beyond the common machine learning metric — statistical accuracy — which usually refers to the proportion of correct predictions on a given dataset. Accordingly, the AI Act refers to accuracy in the plural, as “metrics” (Art. 15(3) AIA). These metrics are still to be determined. To this end, the European Commission should, “in cooperation with relevant stakeholders and organisations such as metrology and benchmarking authorities, encourage, as appropriate, the development of benchmarks and measurement methodologies” (Art. 15(2) AIA). It is the European standardisation organisations, CEN and CENELEC, that have been tasked with developing such metrics [19, 10]. In its official standardisation request to CEN and CENELEC, the Commission clarifies its expectations regarding accuracy and explicitly asks for standards that go beyond the common machine learning understanding of statistical accuracy:

“‘Accuracy’ shall be understood as referring to the capability of the AI system to perform the task for which it has been designed. This should not be confused with ‘statistical accuracy’, which has a more limited meaning and is one of several possible metrics for evaluating the performance of AI systems” [19, Annex II, p. 7].

Accuracy in the AI Act therefore needs to be understood in the broader sense of performance, which is defined as “the ability of an AI system to achieve its intended purpose” (Art. 3(18) AIA). This clear reference to the intended purpose — which in turn is defined as “the use for which an AI system is intended by the provider, including the specific context and conditions of use [...]” (Art. 3(12) AIA) — acknowledges the diverse applications of AI systems. Depending on the concrete use case, the understanding of a well

performing system might vary: For example, when using an AI system to predict skin cancer, the focus might lie on making as few false negative predictions as possible. When using an AI system to filter job applications, however, special attention will most likely be paid to counteracting disadvantages for protected groups [8, Art. 15 mn. 32].

The development of metrics faces the major challenge of proposing harmonised standards that allow for comparability between systems. At the same time, the standards need to be specific enough to accommodate the diverse contexts in which AI systems can be used. The AI Act’s additional specific focus on the protection of fundamental rights further complicates matters: While a standard allows for a clear distinction — compliant or non-compliant — the protection of fundamental rights usually requires context-specific proportionality assessments [2]. These challenges are reflected in delays in the standardisation process with the publication of harmonised standards postponed beyond the originally anticipated 2025 timeline. The public announcement of the results is now expected in the second half of 2026 [18, 19, 40]. But even with the exact standards still missing, the AI Act already provides important guidance on *whom* performance shall be evaluated as part of its requirements on the technical documentation (Art. 11) and the transparency of AI systems (Art. 13).

3.2 The AI Act’s emphasis on individual performance

The provisions regarding accuracy — or more general performance — in Article 15 do not stand isolated. They are closely connected to the transparency requirements set out in Articles 11 and 13 of the AI Act. The provider of a high-risk AI system needs to provide information about the achieved levels of performance to national competent authorities (Art. 11 AIA; Annex IV) as well as the deployers of the system (Art. 13 AIA). This connection between performance and transparency only seems logical because, after all, the legislators’ power to enforce certain performance standards hinges on their ability to verify the correctness of the information provided — which in turn is determined by the level of third-party control over high-risk AI systems [36, Art. 15, mn. 6]. Notably, both articles provide further information on *whom* performance shall be assessed. They specify that information about expected levels of performance might include information on the individual level. Accordingly, the technical report to the national competent authorities should contain

“Detailed information about the monitoring, functioning and control of the AI system, in particular with regard to: its capabilities and limitations in performance, including the *degrees of accuracy for specific persons* [...] on which the system is intended to be used and the overall expected level of accuracy [...]” (Art. 11(1) AIA; Annex IV(3); emphasis added).

In a similar vein, providers should inform deployers about “the characteristics, capabilities and limitations of performance of the high-risk AI system” (Article 13(3)(b)). This includes information about

“The level of accuracy, including its metrics, robustness and cybersecurity referred to in Article 15 against which the high-risk AI system has been tested and validated and which can be expected [...] [and,] when appropriate, its *performance regarding specific persons* [...] on which the system is intended to be used” (Art. 13(3)(b)(ii) and (v) AIA; emphasis added).

Taken together, the analysis of Article 15 alongside Articles 11 and 13 AIA highlights two key aspects: First, accuracy must be understood in the broader sense of performance. It therefore needs to be assessed with respect to the intended purpose of the AI system, **which might include several possible evaluation metrics** depending on specific context and conditions of use. Second, accuracy must be evaluated not only on the level

of entire (test) datasets, but also **with respect to specific individuals**. However, it remains open how to determine the specific individuals who should be subject to further evaluations. The AI Act provides no explicit guidance or criteria for selecting such individuals. It is furthermore questionable whether the performance assessments for specific individuals by the provider make sense at all: Especially when the provider and deployer are not the same entity, that is, when the deployer purchases the AI system from the provider, it remains unclear as to whether evaluations of specific individuals during development translate to (similar) individuals during deployment. To ensure relevance, we suggest to **assess performance for all affected individuals by drawing on the concept of predictive multiplicity**.

3.3 Conflict ratios as a technical tool to assess individual performance under the AI Act

Based on the legal analysis in the previous sections, we suggest that providers supply deployers with a tool that enables performance assessments on all affected individuals, as a means for complying with Articles 11, 13, and 15 of the AI Act. Such a tool will also facilitate the provider-deployer relationship by informing deployers about the capabilities and limitations of the high-risk AI system, as required by Article 14 of the AIA. The degree of conflict among model predictions serves as an indicator of the model class’ ability to reliably predict specific instances. As an extreme example, consider a data point for which half of the models with comparable statistical accuracy predict the positive class and the other half predict the negative class. While high statistical accuracy may suggest that these models are generally suitable to classify, say, job applications, this aggregate measure does not ensure reliable performance on individual cases where predictions are highly conflicting. Therefore, it is necessary to intentionally search for models of comparable statistical accuracy and assess prediction conflict as a notion of individual performance. To this end, one requires a conflict ratio, that is, a technical measure of the degree of conflict between predictions. Such a conflict ratio will measure the amount of conflicting predictions within a set of models with comparable statistical accuracy. In the following Section 4, we discuss how a conflict ratio can be obtained from a technical perspective.

Summary of the legal analysis of the EU AI Act

1. Articles 11, 13, and 15 of the AI Act in combination with Annex IV require providers of high-risk AI systems to inform about **performance for specific individuals**.
2. **Predictive multiplicity is a suitable framework** to measure individual performance and to comply with the transparency and accuracy provisions.
3. Specifically, we recommend providers to enable deployers to assess individual performance **via conflict ratios for all affected individuals**.

4 How to measure and evaluate predictive multiplicity

So far, we have argued that the EU AI Act requires performance evaluations at the individual level, and that measuring the conflicting predictions between models of comparable statistical accuracy can serve this purpose. In this section, we formally introduce the *conflict ratio* as well as the *δ -ambiguity* as technical tools to quantify the disagreement between models for individual data points. Based on several experiments, we also provide an ad-hoc approach for how model developers can approximate the set of comparably good models in practice.

4.1 The Rashomon set, conflict ratio, and δ -ambiguity

We consider the basic setup of binary classification on a dataset \mathcal{D} that lies in $\mathcal{X} \times \mathcal{Y} \subseteq \mathbb{R}^d \times \{0, 1\}$. Models are trained on a training set $\mathcal{D}_{\text{train}}$ and evaluated on a test set $\mathcal{D}_{\text{test}}$ by computing the statistical accuracy $\text{acc}(g) = \frac{1}{|\mathcal{D}_{\text{test}}|} \sum_{(x,y) \in \mathcal{D}_{\text{test}}} \mathbb{1}[g(x) = y]$. The class of all possible binary models is denoted by $\mathcal{H}_{\text{bin}} := \{g : \mathcal{X} \rightarrow \{0, 1\}\}$ [43]. We follow Marx et al. [37] and define the Rashomon set relative to a fixed classifier $g_0 \in \mathcal{H}$ that achieves high statistical accuracy:

Definition 4.1 (Rashomon set). For a model class $\mathcal{H} \subseteq \mathcal{H}_{\text{bin}}$, a fixed classifier $g_0 \in \arg \max_{g \in \mathcal{H}} \text{acc}(g)$, and a threshold $\varepsilon \in [0, 1]$, the Rashomon set is defined as

$$\mathcal{R}(\mathcal{H}, g_0, \varepsilon) := \{g \in \mathcal{H} | \text{acc}(g) \geq \text{acc}(g_0) - \varepsilon\}.$$

Intuitively, the Rashomon set is the set of all models whose statistical accuracy is within an ε -range of the best possible classifier.

The conflict ratio measures conflict at an individual level. To measure the degree of conflicting predictions for an individual case, we suggest using the conflict ratio. The conflict ratio can help deployers of high-risk AI systems identify individuals for whom reliable predictions cannot be made.

Definition 4.2 (Conflict ratio). For a data point $x \in \mathcal{X}$ and a Rashomon set \mathcal{R} , let $n_1(x, \mathcal{R}) := \sum_{g \in \mathcal{R}} g(x)$ be the number of classifiers in \mathcal{R} that predict label 1, and $n_0(x, \mathcal{R}) := |\mathcal{R}| - n_1$ be the number of classifiers in \mathcal{R} that predict label 0. The conflict ratio is defined as

$$c_{\mathcal{R}}(x) := \frac{\min \{n_1(x, \mathcal{R}), n_0(x, \mathcal{R})\}}{|\mathcal{R}|} \in [0, 0.5].$$

Given a Rashomon set, one can assess the amount of conflict between its models' predictions on any data instance, be it from the training or test set, and even for new unseen and unlabelled data during deployment. The maximum value of 0.5 is achieved if half of the models in \mathcal{R} predict 1 and the other half predict 0. The minimal value of 0 is achieved if all classifiers predict the same label.

δ -Ambiguity measures conflict at the dataset-level. To measure the overall amount of conflicting predictions, we introduce the notion of δ -ambiguity. Unlike the conflict ratio, which measures conflict at the individual level, the δ -ambiguity quantifies the overall level of conflict in the dataset. The δ -ambiguity can help deployers of high-risk AI systems to (a) assess the overall number of individuals with conflicting predictions and (b) assess the expressiveness of a Rashomon set. This number will not be used to make case-based decisions.

Definition 4.3 (δ -Ambiguity). For a threshold $\delta \in [0, 0.5]$, the δ -ambiguity of a Rashomon set \mathcal{R} on a dataset \mathcal{D} is defined as

$$\mathcal{A}_{\delta}(\mathcal{R}, \mathcal{D}) := \frac{1}{|\mathcal{D}|} \sum_{x \in \mathcal{D}} \mathbb{1}[c_{\mathcal{R}}(x) > \delta] \in [0, 1].$$

Intuitively, the δ -ambiguity is the fraction of individuals whose conflict ratio is at least δ . It improves over the previous notion of ambiguity [37] — from here called *standard ambiguity* — in its ability to account for individual-level conflict: While standard ambiguity only checks whether or not a data point has a conflicting prediction, δ -ambiguity checks if a data point reaches a certain level of conflict. Setting $\delta = 0$ in the above definition recovers standard ambiguity.

4.2 How to approximate the set of comparably good models

To compute the conflict ratio and δ -ambiguity, we need a Rashomon set of comparably good models. This Rashomon set should be as expressive as possible, that is, it should convey the relevant conflicting predictions. Unfortunately, an exhaustive search for all comparably good models is in general computationally infeasible and only solved for specific model classes [47, 37]. We therefore settle for an approximation that captures the most important factors from which predictive multiplicity originates during model development.

Dataset- and parametric multiplicity. The model development process involves many decisions [44, 13, 5]: Which dataset, which features, which model class, or which hyperparameters to use. All of these decisions affect the final model, and different decisions may yield conflicting predictions. We are going to separate decisions related to *dataset multiplicity* — conflicting predictions due to variations in the data domain [23, 12, 38] — and *parametric multiplicity* — conflicting predictions due to variations in the model domain [34, 28, 37]. As we show in Section 4.3, accounting for both dataset and parametric multiplicity is crucial for the expressivity of the Rashomon set.

The ad-hoc approach for constructing Rashomon sets. A practical approach to approximate the Rashomon set for any model class is the ad-hoc approach [37, 34, 12]. Given the model class \mathcal{H} and a dataset \mathcal{D} , we find the best performing model g_0 via cross-validation. We then train many different models, taking into account both dataset multiplicity (for example, by bootstrapping the data) and parametric multiplicity (for example, by varying hyperparameters or using different random seeds). The Rashomon set then includes all models with high statistical accuracy (see Definition 4.1).

4.3 The importance of dataset multiplicity in evaluations

In this section, we present two experiments — one on synthetic data and one on real-world data from ACS — that highlight the importance of dataset multiplicity.

Illustrative example on synthetic data. To illustrate the importance of dataset multiplicity, we first present a controlled experiment on synthetic data. The advantage of this setup is that the true individual conflict ratios are known by construction. To form the dataset, we draw data points from a set of 2D Gaussian distributions: $\mathcal{N}((0, 0), (1, 1))$ and $\mathcal{N}((5, 5), (1, 1))$ with label 0; and $\mathcal{N}((5, 5), (1, 1))$ and $\mathcal{N}((10, 10), (1, 1))$ with label 1. The two Gaussians with mean vector $(5, 5)$ completely overlap with mixed labels, meaning that the data points in this region will have a true conflict ratio of 0.5. All remaining data points have a ground truth conflict ratio of 0. We explore four different approaches to approximate the Rashomon set by systematically varying the amount of dataset multiplicity:

- (a) **No dataset multiplicity:** We use the same training data sample of 8,000 points for all 10,000 models.
- (b) **Bootstrapped dataset multiplicity on few models:** We train 200 models on bootstrapped training data, which is created by drawing 800 points with replacement from the original 8,000 training points.
- (c) **Bootstrapped dataset multiplicity on many models:** We train 10,000 models on bootstrapped training data similar to (b).
- (d) **Full dataset multiplicity:** We draw an entirely new dataset of 8,000 training samples for each of the 10,000 models.

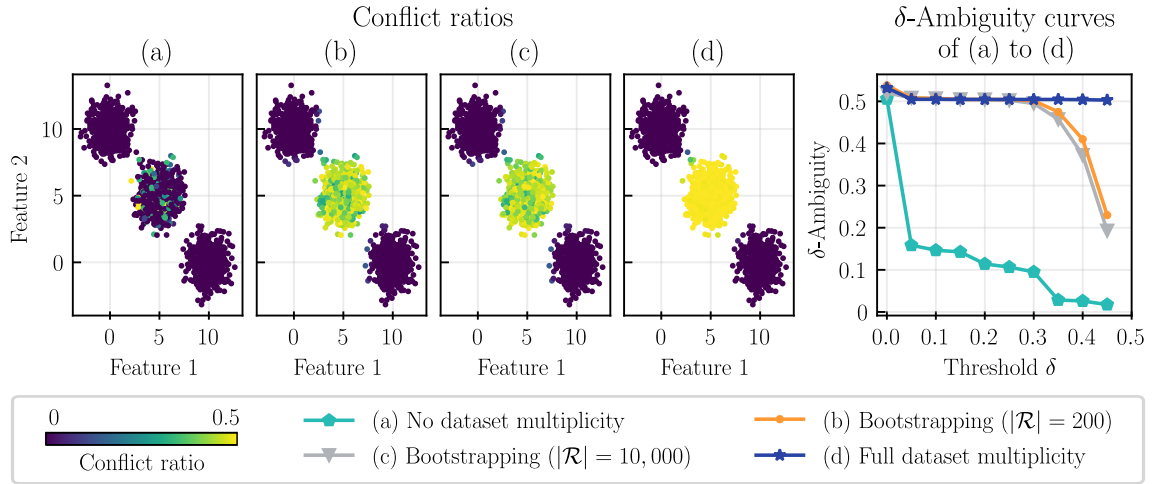


Figure 2: **The importance of dataset multiplicity motivated on two-dimensional synthetic data.** For fixed parametric multiplicity, we compare different ways to include dataset multiplicity into the ad-hoc approach from (a) no dataset multiplicity to (d) full dataset multiplicity. The ability to discover conflicting data points in the overlap region $\mathcal{N}((5, 5), (1, 1))$ increases with stronger integration of dataset multiplicity (scatter plots; left to right). The δ -ambiguity curves (right plot) depict the extent of the improvement for different conflict ratio thresholds δ . The ground truth would be a constant 0.5 curve.

In all cases, we train decision trees and explore parametric multiplicity by systematically varying the tree depth, splitting criterion, and random seed (see Appendix A.2 for details). Hence, while we change the way we integrate dataset multiplicity, parametric multiplicity stays fixed. The best classifier with $acc(g_0) \approx 0.782$ was found by (d). Together with $\varepsilon = 0.1$ this determines the Rashomon set threshold (see Definition 4.1), which we keep fixed for all approaches.

Figure 2 depicts the impact of the choice of dataset multiplicity on the estimation of conflict ratios and δ -ambiguities. Both measures are evaluated on a test set of 2,000 data points. By construction, we know that half of the data points, located in the middle Gaussian, have ground truth conflict ratio 0.5, while the other half have conflict ratio 0. A δ -ambiguity curve of constant 0.5 would represent an optimal Rashomon set that finds ground truth conflict ratios. We see that accounting for dataset multiplicity is crucial: The *no dataset multiplicity* condition (a) leads to a Rashomon set of models that behave similarly even in the overlap region. As a consequence, this condition significantly underestimates predictive multiplicity both at the individual and at the dataset level: We see that the δ -ambiguity curve is significantly below the other curves (turquoise line, right plot). On the other hand, *full dataset multiplicity* (d) provides a diverse Rashomon set and is able to recover the ground truth conflict ratios. Interestingly, we observe that the *bootstrapped dataset multiplicity* methods (b and c) — which are practical given that drawing bootstrap samples is something that we can do in practice — already provide a good approximation of the ground truth conflict ratio, even if we train only 200 models (b). Here, the difference to the *full dataset multiplicity* only becomes apparent for high values of δ (right plot).

Insights from illustrative example translate to real-world data. After motivating the importance of dataset multiplicity in a controlled setting, we now demonstrate it on data from the **American Community Survey (ACS)** [14]. In this setup, we lack knowledge of the ground truth conflict ratios. Hence, we can only compare the approaches and their resulting Rashomon sets with each other. For two Rashomon sets \mathcal{R}_1 and \mathcal{R}_2 ,

and a fixed test dataset \mathcal{D} we calculate the distance in conflict ratios, that is,

$$Dist_{\mathcal{D}}(\mathcal{R}_1, \mathcal{R}_2) := \frac{1}{|\mathcal{D}|} \sum_{x \in \mathcal{D}} |c_{\mathcal{R}_1}(x) - c_{\mathcal{R}_2}(x)| \in [0, 0.5].$$

If we assumed that the conflict ratios were uniformly distributed across the interval $[0, 0.5]$, the expected distance would be $1/6$. Two approaches would then be similar if their distance is less than $1/6$. Additionally, we look at the standard ambiguity $\mathcal{A}_{\delta=0}(\mathcal{R}, \mathcal{D})$ and the 0.4-ambiguity $\mathcal{A}_{\delta=0.4}(\mathcal{R}, \mathcal{D})$ to judge the diversity of the models present in a Rashomon set \mathcal{R} .

We use the ACSEmployment prediction task, which determines whether an individual is employed. After preprocessing (see Appendix A.1), the data has 13 features and ≈ 1.7 Million data points from which we extract a test sample of 7,000 points. We found that this sample size suffices to achieve statistical accuracy beyond the saturation point (see Appendix A.3).

Again, we keep parametric multiplicity fixed; we train decision trees and systematically vary the depth, splitting criterion and random seed. In Appendix A.4, we also present results with XGBoost and MLPs. We extend the list of data variations from above and compare the following approaches to incorporate dataset multiplicity:

- (a) **No dataset multiplicity:** We train 253 models, all on the same fixed training data sample of 7,000 points.
- (b, c) **Bootstrapping:** We train 253 models on bootstrapped training data, which is created by drawing 2,800 (b) or 4,200 (c) points with replacement from a fixed training data sample of 7,000 points.
- (d) **Feature subsampling:** We use a fixed training data sample of 7,000 points for all 253 models. Each model is trained on a random feature subset of 12 out of the 13 features.
- (e) **Feature noise:** We use a fixed training data sample of 7,000 points and train 253 models, each on a noisy version. For numerical columns we add normally distributed noise of standard deviation 0.05. For categorical columns we randomly switch the category with probability 0.001. The values are chosen in a way to maximize statistical accuracy. Too much noise leads to less accurate models that don't meet the Rashomon set threshold.
- (f) **Full dataset multiplicity:** We train 253 models each on an entirely new dataset of size 7,000. This is possible since the ACS dataset is large enough.

The best classifier with $acc(g_0) \approx 0.776$ was again found by the approach of *full dataset multiplicity* (f). Similar to the illustrative example above, we keep the Rashomon set threshold with $\varepsilon = 0.1$ fixed for all approaches.

Figure 3 displays the results of the experiment. The standard ambiguity $\mathcal{A}_{\delta=0.0}(\mathcal{R}, \mathcal{D})$ (left plot) and the 0.4-ambiguity $\mathcal{A}_{\delta=0.4}(\mathcal{R}, \mathcal{D})$ (middle plot) are plotted against the size of the Rashomon set. On the right, the distances $Dist_{\mathcal{D}}(\mathcal{R}_i, \mathcal{R}_j)$ between all approaches (a to f) are depicted as a heat map. From Figure 3, we again see that ignoring dataset multiplicity completely (turquoise line) yields the poorest performance in terms of standard and 0.4-ambiguity. The resulting Rashomon set falls behind in terms of its ability to find conflicting (left plot) and highly conflicting individuals (middle plot). It also shows no similarity to the better performing approaches (right plot), with the exception of feature subsampling. However, feature subsampling also falls behind in terms of standard and 0.4-ambiguity. The remaining approaches perform similarly well and strongly agree in their individual conflict ratios, that is, they have smaller pairwise distances (right plot). Interestingly, both bootstrapping methods exceed even the full dataset multiplicity condition in terms of 0.4-ambiguity.

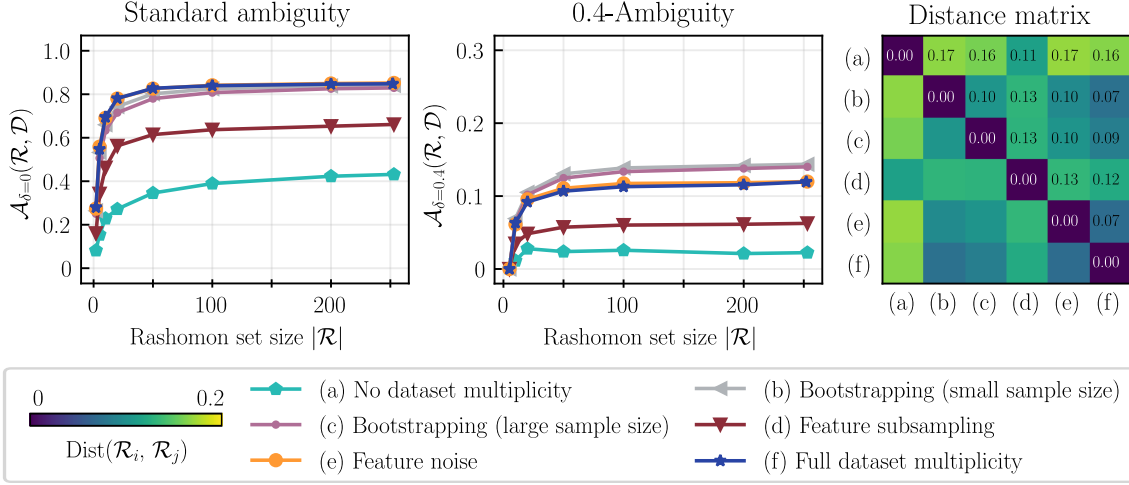


Figure 3: **The importance of dataset multiplicity on ACSEmployment data.** For fixed parametric multiplicity, we compare different ways to include dataset multiplicity into the ad-hoc approach from (a) no dataset multiplicity to (f) full dataset multiplicity. The integration of dataset multiplicity increases the ability to discover conflicting data points (left plot) and highly conflicting data points (middle plot). The effectiveness differs between approaches. All approaches that include dataset multiplicity produce similar individual conflict ratios with small pairwise distances (right plot).

In summary, we find that incorporating dataset multiplicity in any way significantly improves the diversity of Rashomon sets obtained by the ad-hoc approach. Between the different ways of enforcing data variations, bootstrapping seems to dominate.

4.4 The ad-hoc approach closely approximates the true Rashomon set

In this section, we want to investigate the ability of the ad-hoc approach in approximating the true Rashomon set. For that purpose, we experimentally compare the ad-hoc approach to the TreeFarms algorithm proposed by Xin et al. [47]. The TreeFarms algorithm is a method to fully compute the Rashomon set for sparse decision trees on datasets with binary features. In the experiment, we calculate Rashomon sets using the ad-hoc approach and TreeFarms, and track the δ -ambiguities. As in Xin et al. [47], we perform the experiment on a binarised version of the COMPAS dataset [3, 30]. In TreeFarms sparsity is enforced by a penalty on the number of leaf nodes. For comparability, we slightly modify the ad-hoc approach in the same way. For details see Appendix B.

Figure 4 displays the δ -ambiguities for the different Rashomon sets that we find via TreeFarms and the ad-hoc approach. TreeFarms recovers a Rashomon set \mathcal{R} of over 2 Million models with standard ambiguity of $\mathcal{A}_{\delta=0}(\mathcal{R}, \mathcal{D}) \approx 0.5204$. The standard ambiguity of all ad-hoc approaches lies below that. This is as expected, since standard ambiguity is monotone: If new models are added to the Rashomon set, it can only increase. Interestingly, we see that even for comparably small Rashomon sets the standard ambiguity of the ad-hoc approach gets close to that of TreeFarms. For example, with only $|\mathcal{R}| = 500$ models the ad-hoc approach reaches a standard ambiguity of $\mathcal{A}_{\delta=0}(\mathcal{R}, \mathcal{D}) \approx 0.4354$.

For $\delta > 0$ the monotonicity property no longer holds. Hence, the ad-hoc approach could both over- or underestimate the ground truth δ -ambiguities of TreeFarms. For this experiment, we see a tendency to underestimate. It is not surprising to see some deviations here. Unlike the ad-hoc approach, TreeFarms assumes that each model in the Rashomon set is equally probable. The AdHoc approach instead mimics usual training procedures. It therefore tends to produce models, that would actually occur in practice, leaving the improbable models aside.

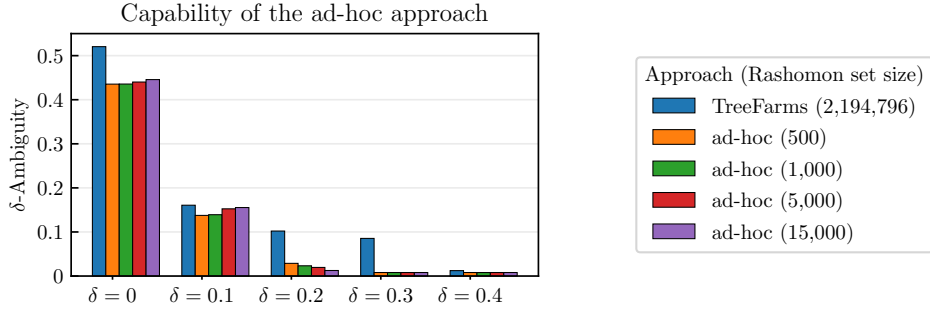


Figure 4: **Comparison of the ad-hoc approach and TreeFarms [47] on COMPAS data.** With the ad-hoc approach, we train Rashomon sets of different sizes and track the δ -ambiguities. Results are compared to the ground truth Rashomon set found by TreeFarms. The dataset has 12 features, and models are trained on a training set of size 4,144 and evaluated on a test set of size 2,763.

The key takeaway is that the ad-hoc approach seems to perform well in terms of its ability to detect conflicting and highly conflicting individuals for decision trees: Compared to the ground truth of TreeFarms, the deviations are rather small.

4.5 Small, diverse Rashomon sets can go a long way

In the previous Sections 4.3 and 4.4, we have seen that even small Rashomon sets estimate conflict ratios and δ -ambiguity surprisingly well. Specifically, in our experiments on ACSEmployment (Figure 3), standard and δ -ambiguities converge very early, suggesting that a small Rashomon set suffices to be representative. It is not by a high number of models that diversity is obtained, but through the combined effects of dataset and parametric multiplicity. Similarly, in Figure 4, we have seen that the δ -ambiguities of the ad-hoc approach with only 500 models get very close to those of TreeFarms with over 2 Million models.

Taken together, our findings suggest that practitioners can obtain reasonably good approximations of predictive multiplicity using a relatively small number of models, provided they account for all important factors of multiplicity.

Summary of the technical approaches to measure individual performance

1. In order to comply with the legal requirements of the AI Act, we suggest **conflict ratios** to measure individual performance and **δ -ambiguity** as an aggregate assessment on the dataset level.
2. To compute these measures it often suffices to use small Rashomon sets, as long as they are based on both parametric and dataset multiplicity.

5 Discussion

In this paper, we argue that predictive multiplicity has significant implications for the EU AI Act’s accuracy provisions for high-risk AI systems (Art. 15 AIA). We present a legal analysis of the AI Act and its accuracy provisions followed by a computational analysis of measuring individual performance under predictive multiplicity.

Recommendation: Integrating predictive multiplicity considerations for providers and deployers. Previous research pointed out implications of predictive multiplicity for US law [35, 5]. To our knowledge, we are the first to draw the connection to the EU AI

Act. We observe that the AI Act mandates providers of high-risk AI systems to examine individual performance per its provisions. At the same time it lacks a concrete definition of how this should be achieved. Predictive multiplicity underscores that any AI model is always only one of several viable options. We argue that if models of comparably high statistical accuracy diverge significantly on individual data points, then they are not capable of making a meaningful decision on that data point. Hence, we make the following recommendations:

Recommendations for addressing predictive multiplicity within the AI Act

1. In order to comply with the AI Act, **providers** of high-risk systems should offer tools that enable **deployers** to evaluate the amount of conflict between models in the Rashomon set on **all** individuals.
2. **Deployers** of high-risk systems should use conflict ratios to identify cases of high ambiguity. For these cases, deployers should not rely on automated decision making, but involve human oversight in the decision-making process or re-evaluate the usage of an AI tool for decision making.

Recommendations extend previous works. If we want decision makers to adopt these recommendations in practice, they must be operationally feasible. Our focus on individual data points complements existing research on measuring predictive multiplicity per data point [12, 28] with two straightforward and easy-to-communicate measures: conflict ratio and δ -ambiguity. The bottleneck of their calculation — as for other existing measures — is the accessibility of the Rashomon set of comparably accurate models. Methods that exhaustively enumerate the Rashomon set do exist, but are restricted to specific model classes [47, 37]. We overcome this limitation by suggesting an ad-hoc approach that exploits parameter variations and dataset variations to get an approximation of the Rashomon set. In comparison to exhaustive methods, the ad-hoc approach is easy to implement, computationally light, and most importantly, applicable to any model class. Our experiments reveal that it is in particular variations in the data domain that enable the ad-hoc approach to find expressive Rashomon sets (Section 4.3), which is in line with previous research [38, 23].

In summary, our computational results motivate a straightforward approach where model deployers could store a small number of alternative models of high statistical accuracy to be able to evaluate predictive multiplicity.

Outlook. Overall, we believe that predictive multiplicity warrants deeper consideration within the discourse surrounding the AI Act. In high-risk settings, decisions mediated by AI systems can have profound consequences on individuals’ lives: influencing access to education, employment opportunities, or essential medical treatments. In this work, we demonstrate how predictive multiplicity — a challenge inherent to the training of machine learning models — can be used as a valuable tool for assessing individual-level performance. Beyond its implications for accuracy provisions in the AI Act, predictive multiplicity also has significant ramifications for transparency requirements and risk management. Continued investigation into predictive multiplicity and its regulatory impact will be crucial to ensure that the AI Act effectively addresses the complexities of modern AI-driven decision making.

Generative AI usage statement

The authors used generative AI tools for grammar checking, wording refinement, and assistance with code writing. No scientific content, arguments, or conclusions were generated by large language models.

Acknowledgements

We thank Rabanus Derr, Mila Gorecki, Benedikt Höltgen, Michelle Acevedo Callejas, and Lucas G. Uberti-Bona Marin for their valuable feedback. This work was supported by the German Research Foundation through the Cluster of Excellence “Machine Learning – New Perspectives for Science” (EXC 2064/1 number 390727645) and through the project 560788681, the Carl Zeiss Foundation through the CZS Institute for Artificial Intelligence and Law, and the International Max Planck Research School for Intelligent Systems (IMPRS-IS).

References

- [1] E. Allen, R. Taylor, A. Gimson, and D. Thorburn. Transplant benefit-based offering of deceased donor livers in the United Kingdom. *Journal of Hepatology*, 81(3):471–478, 2024.
- [2] M. Almada and N. Petit. The EU AI Act: Between the rock of product safety and the hard place of fundamental rights. *Common Market Law Review*, 62(1), 2025.
- [3] J. Angwin, J. Larson, S. Mattu, and L. Kirchner. Machine bias: There’s software used across the country to predict future criminals. And it’s biased against blacks. <https://www.propublica.org/article/machine-bias-risk-assessments-in-criminal-sentencing>, 2016.
- [4] E. Black, M. Raghavan, and S. Barocas. Model multiplicity: Opportunities, concerns, and solutions. In *Proceedings of the ACM Conference on Fairness, Accountability, and Transparency (FAccT)*, 2022.
- [5] E. Black, L. Koepke, P. Kim, S. Barocas, and M. Hsu. The legal duty to search for less discriminatory algorithms. *arXiv preprint arXiv:2406.06817*, 2024.
- [6] Z. Boner, H. Chen, L. Semenova, R. Parr, and C. Rudin. Using noise to infer aspects of simplicity without learning. In *Advances in Neural Information Processing Systems (NeurIPS)*, 2024.
- [7] L. Breiman. Statistical modeling: The two cultures (with comments and a rejoinder by the author). *Statistical Science*, 16(3):199–231, 2001.
- [8] B. Buchner. KI-VO Art. 15 Genauigkeit, Robustheit und Cybersicherheit. In J. Schefzig and R. Kilian, editors, *BeckOK KI-Recht*. C.H. Beck, München, 4 edition, 2025.
- [9] A. Buscemi, T. Deckenbrunnen, F. Kabir, N. Mowla, and K. Mishchenko. Assessing high-risk systems: An EU AI Act verification framework. *arXiv preprint arXiv:2512.13907*, 2025.
- [10] CEN-CENELEC. CEN/CLC/JTC 21 Work Programme. https://standards.cencenelec.eu/ords/fp=205:22:::FSP_ORG_ID,FSP_LANG_ID:2916257,25&cs=114251C6C0B684FBBC069923513BF6348, 2025.

- [11] A. F. Cooper, J. Frankle, and C. De Sa. Non-determinism and the lawlessness of machine learning code. In *Proceedings of the 2022 Symposium on Computer Science and Law*, pages 1–8, 2022.
- [12] A. F. Cooper, K. Lee, M. Z. Choksi, S. Barocas, C. De Sa, J. Grimmelmann, J. Kleinberg, S. Sen, and B. Zhang. Arbitrariness and social prediction: The confounding role of variance in fair classification. In *Proceedings of the AAAI Conference on Artificial Intelligence*, 2024.
- [13] A. D’Amour, K. Heller, D. Moldovan, B. Adlam, B. Alipanahi, A. Beutel, C. Chen, J. Deaton, J. Eisenstein, and M. D. et al Hoffman. Underspecification presents challenges for credibility in modern machine learning. *Journal of Machine Learning Research (JMLR)*, 23(226):1–61, 2022.
- [14] F. Ding, M. Hardt, J. Miller, and L. Schmidt. Retiring adult: New datasets for fair machine learning. In *Advances in Neural Information Processing Systems (NeurIPS)*, 2021.
- [15] European Commission. White paper on artificial intelligence – A European approach to excellence and trust. <https://eur-lex.europa.eu/legal-content/EN/TXT/?uri=celex:52020DC0065>, 2020.
- [16] European Commission. Proposal for a regulation of the European parliament and of the council laying down harmonised rules on artificial intelligence (Artificial Intelligence Act) and amending certain union legislative acts. <https://eur-lex.europa.eu/legal-content/EN/TXT/?uri=CELEX:52021PC0206>, 2021.
- [17] European Commission. The ‘Blue Guide’ on the implementation of EU product rules 2022. <https://eur-lex.europa.eu/legal-content/EN/TXT/?uri=OJ:C:2022:247:TOC>, 2022.
- [18] European Commission. C(2023)3215 – Standardisation request M/593. https://ec.europa.eu/growth/tools-databases/enorm/mandate/593_en, 2025.
- [19] European Commission. C(2025)3871 – Standardisation request M/613. https://ec.europa.eu/growth/tools-databases/enorm/mandate/613_en, 2025.
- [20] European Commission. New legislative framework. https://single-market-economy.ec.europa.eu/single-market/goods/new-legislative-framework_en, 2025.
- [21] A. Fisher, C. Rudin, and F. Dominici. All models are wrong, but many are useful: Learning a variable’s importance by studying an entire class of prediction models simultaneously. *Journal of Machine Learning Research (JMLR)*, 20(177):1–81, 2019.
- [22] P. Ganesh, A. Taik, and G. Farnadi. Systemizing multiplicity: The curious case of arbitrariness in machine learning. In *Proceedings of the AAAI/ACM Conference on AI, Ethics, and Society (AIES)*, 2025.
- [23] E. George, D. Needell, and B. Ustun. Observational multiplicity. *arXiv preprint arXiv:2507.23136*, 2025.
- [24] S. Gerdemann and M. K. Wöbbeking. Art. 40. In M. Martini and C. Wendehorst, editors, *KI-VO: Verordnung über Künstliche Intelligenz: Kommentar*. C.H. Beck, München, 2024.
- [25] L. Gorywoda. The new European legislative framework for the marketing of goods. *Columbia Journal of European Law*, 16(1):161–170, 2009.

- [26] S. Gur-Arieh and C. Lee. Consistently arbitrary or arbitrarily consistent: Navigating the tensions between homogenization and multiplicity in algorithmic decision-making. In *Proceedings of the ACM Conference on Fairness, Accountability, and Transparency (FAccT)*, 2025.
- [27] High-Level Expert Group on Artificial Intelligence. Ethics guidelines for trustworthy AI. <https://digital-strategy.ec.europa.eu/en/library/ethics-guidelines-trustworthy-ai>, 2019.
- [28] H. Hsu and F. Calmon. Rashomon capacity: A metric for predictive multiplicity in classification. In *Advances in Neural Information Processing Systems (NeurIPS)*, 2022.
- [29] H. Hsu, G. Li, S. Hu, and C.-F. R. Chen. Dropout-based Rashomon set exploration for efficient predictive multiplicity estimation. In *Proceedings of the International Conference on Learning Representations (ICLR)*, 2024.
- [30] X. Hu, C. Rudin, and M. Seltzer. Optimal sparse decision trees. In *Advances in Neural Information Processing Systems (NeurIPS)*, 2019.
- [31] M. E. Kaminski and A. D. Selbst. An American’s guide to the EU AI Act. *Available at SSRN 5373345*, 2025.
- [32] R. Kilian, L. Jäck, and D. Ebel. European AI standards – Technical standardisation and implementation challenges under the EU AI Act. *European Journal of Risk Regulation*, 16(3):1038–1062, 2025.
- [33] J. Kirschke-Biller and A. L. Füllsack. KI-VO Art. 3 Begriffsbestimmungen. In J. Schefzig and R. Kilian, editors, *BeckOK KI-Recht*. C.H. Beck, München, 4 edition, 2025.
- [34] B. Kulynych, H. Hsu, C. Troncoso, and F. P. Calmon. Arbitrary decisions are a hidden cost of differentially private training. In *ACM Conference on Fairness, Accountability, and Transparency (FAccT)*, 2023.
- [35] B. Laufer, M. Raghavan, and S. Barocas. What constitutes a less discriminatory algorithm? In *Proceedings of the 2025 Symposium on Computer Science and Law*, 2025.
- [36] M. Martini. Art. 15. In M. Martini and C. Wendehorst, editors, *KI-VO: Verordnung über Künstliche Intelligenz: Kommentar*. C.H. Beck, München, 2024.
- [37] C. Marx, F. Calmon, and B. Ustun. Predictive multiplicity in classification. In *Proceedings of the International Conference on Machine Learning (ICML)*, 2020.
- [38] A. P. Meyer, A. Albarghouthi, and L. D’Antoni. The dataset multiplicity problem: How unreliable data impacts predictions. In *Proceedings of the ACM Conference on Fairness, Accountability, and Transparency (FAccT)*, 2023.
- [39] H. Nolte, M. Rateike, and M. Finck. Robustness and cybersecurity in the EU Artificial Intelligence Act. In *Proceedings of the ACM Conference on Fairness, Accountability, and Transparency (FAccT)*, 2025.
- [40] H. Pouget, K. Holtman, and T. Emborg. Standard setting. <https://artificialintelligenceact.eu/standard-setting-overview/>, 2022.
- [41] C. Rudin, C. Zhong, L. Semenova, M. Seltzer, R. Parr, J. Liu, S. Katta, J. Donnelly, H. Chen, and Z. Boner. Position: Amazing things come from having many good models. In *Proceedings of the International Conference on Machine Learning (ICML)*, 2024.

- [42] L. Semenova, C. Rudin, and R. Parr. On the existence of simpler machine learning models. In *Proceedings of the ACM Conference on Fairness, Accountability, and Transparency (FAccT)*, 2022.
- [43] S. Shalev-Shwartz and S. Ben-David. *Understanding machine learning: From theory to algorithms*. Cambridge University Press, 2014.
- [44] H. Suresh and J. Gutttag. A framework for understanding sources of harm throughout the machine learning life cycle. In *Proceedings of the ACM Conference on Equity and Access in Algorithms, Mechanisms, and Optimization (EAAMO)*, 2021.
- [45] UK Centre for Data Ethics and Innovation. Review into bias in algorithmic decision-making. <https://www.gov.uk/government/publications/cdei-publishes-review-into-bias-in-algorithmic-decision-making>, 2020.
- [46] J. Watson-Daniels, D. C. Parkes, and B. Ustun. Predictive multiplicity in probabilistic classification. In *Proceedings of the AAAI Conference on Artificial Intelligence*, 2023.
- [47] R. Xin, C. Zhong, Z. Chen, T. Takagi, M. Seltzer, and C. Rudin. Exploring the whole Rashomon set of sparse decision trees. In *Advances in Neural Information Processing Systems (NeurIPS)*, 2022.
- [48] C. Zhong, Z. Chen, J. Liu, M. Seltzer, and C. Rudin. Exploring and interacting with the set of good sparse generalized additive models. In *Advances in Neural Information Processing Systems (NeurIPS)*, 2023.

Supplemental Material

A Additional information on the experiments in Section 4.3

A.1 Preprocessing of ACS data

The ACS data can be accessed via the folktables package of Ding et al. [14] for Python. To download the data, we used:

```
survey_year="2018"  
horizon="5-Year"  
survey="person"  
states=["CA"]
```

Three features were dropped and some of the categorical features were binarised (see Table 1). For the remaining features we deleted all individuals with missing values, which removed 97,616 out of originally 1,879,923 data points. Numerical features (AGEP), binary features (SEX, DIS, NATIVITY, DEAR, DEYE, DREM) and ordinal features (SCHL) were not modified. The final dataset has 13 features and 1,782,307 data points.

Column	Description	Modification
ESP	Employment status parents	Dropped, because it is only recorded for persons under the age of 18, a minority in the ACSEmployment prediction task.
ANC	Ancestry recode	Dropped, because this feature just tells if a person gave information on their ancestry/ethnic background (not which!).
MIL	Military service	Dropped, because the vast majority of persons recorded in the ACS data never served in Military.
MAR	Marital status	Binarised to: Not married vs. married
CIT	Citizenship status	Binarised to: Not US citizen vs. US citizen
MIG	Mobility status	Binarised to: Non-Movers vs. Movers
RAC1P	Race	Binarised to: Non-White vs. White
RELP	Relationship to householder	Binarised to: Not householder vs. householder

Table 1: Dropped and binarised features for ACSEmployment data.

A.2 General procedure

The purpose of this experiment is to investigate the importance of dataset multiplicity for the expressiveness of the resulting Rashomon set. Hence, for a fixed integration of parametric multiplicity we compare different ways of including dataset multiplicity. For all different runs, parametric multiplicity is implemented always in the same way by using a grid of possible combinations of tree depth and splitting criterion. For each model we randomly select a pair without replacement from the grid and train the model with those hyperparameters. In contrast, we vary the integration of dataset multiplicity in levels from *no dataset multiplicity* to *full dataset multiplicity*.

A.3 Determining the subset size for experiments

To determine the size of the subsets for our experiments with the ACS data, we looked into the accuracy of the models depending on the dataset size. For each subset size we find the best accuracy via cross validation. We vary the same parameters that we use for

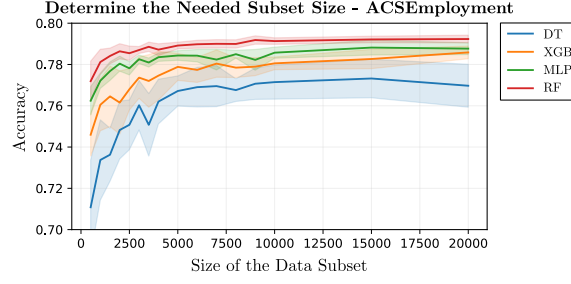


Figure 5: The best accuracy is displayed depending on the size of the subset of the data.

model variations in the final experiments (see Section 4.3). We can read off Figure 5 that the accuracy converges for a certain subset size. Based on this we decided $n = 7,000$ for our experiments.

A.4 Additional experiments

To verify our finding of the importance of dataset multiplicity beyond decision trees, we conducted further experiments with XGBoost (Figure 6) and MLPs (Figure 7).

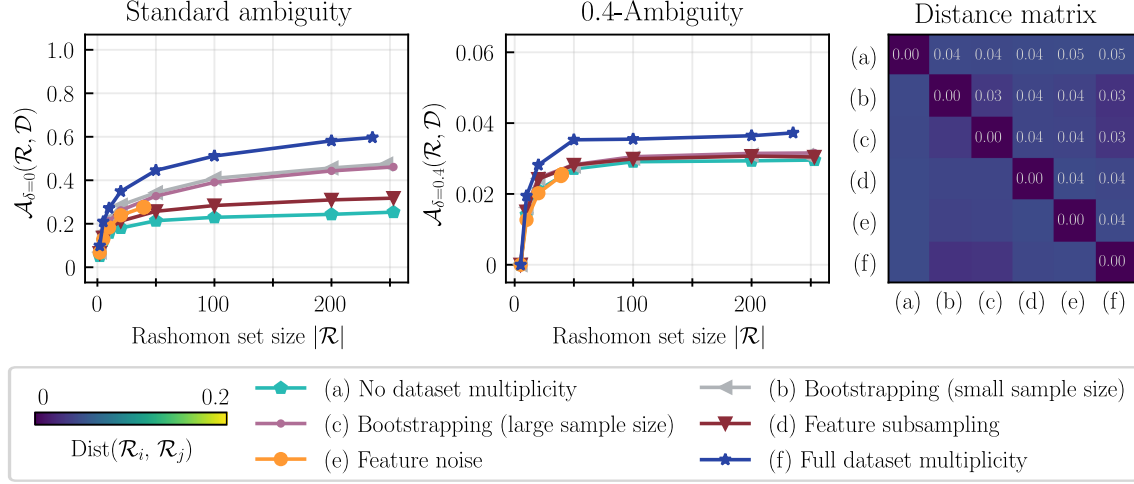


Figure 6: **The importance of dataset multiplicity on ACSEmployment data for XGBoost.** For fixed parametric multiplicity, we compare different ways to include dataset multiplicity into the ad-hoc approach from (a) no dataset multiplicity to (f) full dataset multiplicity. Distances between approaches are depicted as heat map (right plot). The baseline model has accuracy $\text{acc}(g_0) \approx 0.7926$ and we used $\epsilon = 0.02$.

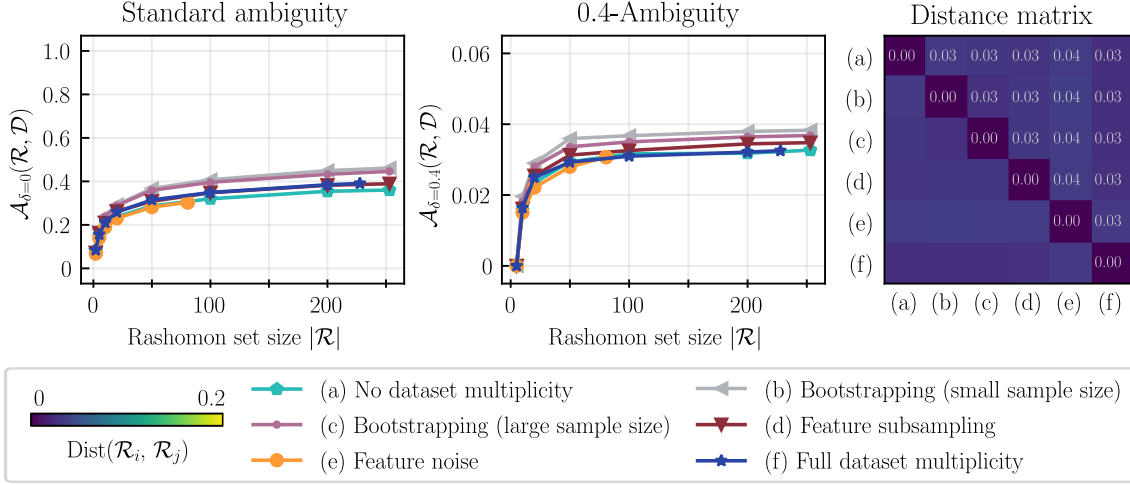


Figure 7: **The importance of dataset multiplicity on ACSEmployment data for MLPs.** For fixed parametric multiplicity, we compare different ways to include dataset multiplicity into the ad-hoc approach from (a) no dataset multiplicity to (f) full dataset multiplicity. Distances between approaches are depicted as heat map (right plot). The baseline model has accuracy $acc(g_0) \approx 0.7900$ and we used $\epsilon = 0.02$.

B Additional information on the experiment in Section 4.4

The TreeFarms algorithm [47] enforces sparsity of the decision trees with a penalty on the number of leafs $H(g)$ in their objective function,

$$Obj(g) = acc(g) - \lambda H(g).$$

The corresponding regularization parameter λ determines how much weight the penalty gets, with a higher value leading to more sparsity. For our experiments we set $\lambda = 0.01$. To ensure comparability, we use the same objective function for the ad-hoc approach. Hence, a model g is included into the Rashomon set if $Obj(g) \geq Obj(g_0) - \epsilon$, which slightly changes the Rashomon set compared to Definition 4.1. As baseline model g_0 , we select the model with best objective value found by TreeFarms, that is, $Obj(g_0) \approx 0.6236$ with $acc(g_0) \approx 0.6536$ and 3 leaf nodes. The Rashomon set threshold is set to $\epsilon = 0.05$. The model in the Rashomon set with the best accuracy has $acc(g) \approx 0.6734$.

On the parametric multiplicity side, we train decision trees of varying depth, splitting criteria and random seed. To incorporate dataset multiplicity we bootstrap data subsamples of size $0.5 \cdot |\mathcal{D}_{\text{train}}|$.