

Text2GQL-Bench: A Text to Graph Query Language Benchmark [Experiment, Analysis & Benchmark]

Songlin Lyu^{1†}, Lujie Ban^{2†}, Zihang Wu^{2†}, Tianqi Luo³, Jirong Liu⁴, Chenhao Ma², Yuyu Luo³, Nan Tang³, Shipeng Qi¹, Heng Lin¹, Yongchao Liu¹, Chuntao Hong¹

¹Ant Group ²The Chinese University of Hong Kong, Shenzhen ³The Hong Kong University of Science and Technology (Guangzhou) ⁴Xi'an Polytechnic University

¹{lyusonglin.lsl, qishipeng.qsp, linheng.lin, yongchao.ly, chuntao.hct}@antgroup.com

²{lujieban, zihangwu}@link.cuhk.edu.cn machenhao@cuhk.edu.cn

³tluo553@connect.hkust-gz.edu.cn {yuyuluo, nantang}@hkust-gz.edu.cn ⁴gideon@stu.xpu.edu.cn

Abstract

Graph models are fundamental to data analysis in domains rich with complex relationships. Text-to-Graph-Query-Language (Text-to-GQL) systems act as a translator, converting natural language into executable graph queries. This capability allows Large Language Models (LLMs) to directly analyze and manipulate graph data, positioning them as powerful agent infrastructures for Graph Database Management System (GDBMS). Despite recent progress, existing datasets are often limited in domain coverage, supported graph query languages, or evaluation scope. The advancement of Text-to-GQL systems is hindered by the lack of high-quality benchmark datasets and evaluation methods to systematically compare model capabilities across different graph query languages and domains. In this work, we present **Text2GQL-Bench**, a unified Text-to-GQL benchmark designed to address these limitations. Text2GQL-Bench couples a multi-GQL dataset that has 178,184 (Question, Query) pairs spanning 13 domains, with a scalable construction framework that generates datasets in different domains, question abstraction levels, and GQLs with heterogeneous resources. To support comprehensive assessment, we introduce an evaluation method that goes beyond a single end-to-end metric by jointly reporting grammatical validity, similarity, semantic alignment, and execution accuracy. Our evaluation uncovers a stark dialect gap in ISO-GQL generation: even strong LLMs achieve only $\leq 4\%$ execution accuracy (EX) in zero-shot settings, though a fixed 3-shot prompt raises accuracy to around 50%, the grammatical validity remains $\leq 70\%$. Moreover, a fine-tuned 8B open-weight model reaches 45.1% EX, and 90.8% grammatical validity, demonstrating that most of the performance jump is unlocked by exposure to sufficient ISO-GQL examples.

PVLDB Reference Format:

Songlin Lyu^{1†}, Lujie Ban^{2†}, Zihang Wu^{2†}, Tianqi Luo³, Jirong Liu⁴, Chenhao Ma², Yuyu Luo³, Nan Tang³, Shipeng Qi¹, Heng Lin¹, Yongchao Liu¹, Chuntao Hong¹. Text2GQL-Bench: A Text to Graph Query Language Benchmark [Experiment, Analysis & Benchmark]. PVLDB, 14(1): XXX-XXX, 2020.
doi:XX.XX/XXX.XX

†: Equal contribution.

This work is licensed under the Creative Commons BY-NC-ND 4.0 International License. Visit <https://creativecommons.org/licenses/by-nc-nd/4.0/> to view a copy of this license. For any use beyond those covered by this license, obtain permission by emailing info@vldb.org. Copyright is held by the owner/author(s). Publication rights licensed to the VLDB Endowment.

Proceedings of the VLDB Endowment, Vol. 14, No. 1 ISSN 2150-8097.
doi:XX.XX/XXX.XX

PVLDB Artifact Availability:

The source code, data, and/or other artifacts have been made available at <https://github.com/TuGraph-family/Awesome-Text2GQL>.

1 Introduction

Graph Database Management System (GDBMS) remains indispensable for domains dominated by complex relationships, such as financial fraud detection [6, 14, 18], social network analysis [7, 34, 42], and supply chain optimization [3, 15, 39]. Unlike relational tables, graph data is characterized by high-dimensional topology and intricate dependencies [2, 4, 11, 12, 48], where query intent is often expressed through paths, reachability, and structural patterns rather than fixed join operations. As a result, querying graph databases remains difficult for non-expert users.

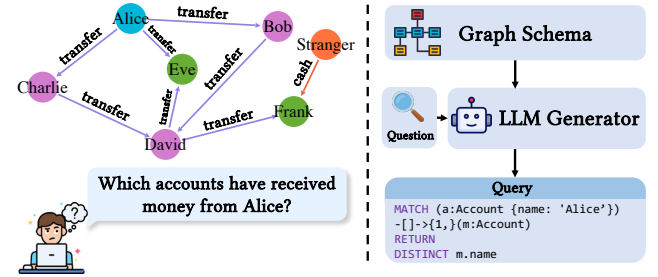


Figure 1: An example of Text-to-GQL task on a financial graph. With the input graph schema and question, the task aims to translate the user intent into a graph query.

Large Language Models (LLMs) are transforming the “AI for Data” landscape by enabling users to interact with vast data repositories through natural language [12, 29, 30, 33, 37, 52]. In particular, Text-to-SQL [21–23, 31, 37, 43] systems translate user questions into relational queries and have substantially lowered the barrier to access structured data for non-expert users. Motivated by this paradigm, we focus on *Text-to-Graph-Query-Language (Text-to-GQL)*, which maps natural language questions to executable graph queries on graph databases. In Figure 1, we illustrate the Text-to-GQL task with a toy example: given a natural language question such as “Which accounts have received money from Alice?”, a Text-to-GQL system is required to translate the question into an executable graph query with the provided graph schema.

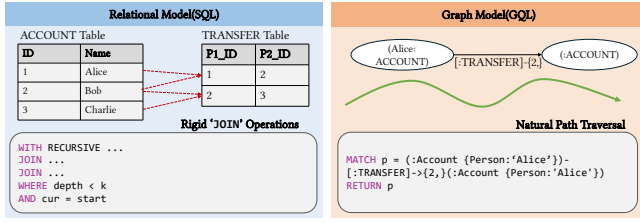


Figure 2: Example showing the difference between SQL and GQL. SQL needs complex join operations and does not support variable length query natively, but GQL can express variable-length query in a natural way.

In neighboring areas, Text-to-SQL Benchmarks such as Spider [20, 47] and BIRD [24, 25] have been instrumental in Text-to-SQL: they fix the task formulation and evaluation method, enabling reproducible and comparable evaluation. LDBC Social Network Benchmark (SNB) [9, 40], LDBC Financial Benchmark [38], and LDBC Graphalytics Benchmark [19] have successfully propelled the evolution of graph database engines by exposing architectural bottlenecks. However, advancing Text-to-GQL requires addressing both data and evaluation challenges, and a standardized benchmark is still missing. Existing datasets are often limited to a single GQL, small-scale, or confined to a single GDBMS, failing to form a unified evaluation ground for systematic and comparable assessment.

Given the established success of Text-to-SQL benchmarks like Spider and BIRD, a natural question arises: *Can we simply repurpose these mature datasets to fill the gap in the graph domain?* In practice, Text-to-SQL benchmarks cannot adequately serve this purpose, because they do not cover graph-native semantics such as reachability, variable-length paths, and structural pattern constraints. While SQL relies on relational algebra (set operations), Graph Query Languages (GQLs) are rooted in path traversal and topological reachability. As illustrated in Figure 2, the expression of “funds originating from Alice eventually flow back to her through a chain of transfers” typically involves recursive joins and manual constraints in SQL, whereas GQL states the same intent as a single path pattern. Consequently, training on translated SQL tends to bias models toward join-centric semantics, offering limited exposure to graph-native operators such as variable-length path traversal.

Crucially, prior efforts to connect SQL and GQL have largely focused on aligning individual queries, leaving dataset construction and evaluation for Text-to-GQL underexplored. For instance, Graphiti [13] introduces database transformers to check query equivalence across SQL and Cypher, but it is not designed as a benchmark construction pipeline: its translation is strictly unidirectional (embedding Cypher into SQL) and operates on a deliberately restricted, “featherweight” fragment. As a consequence, it does not support scalable dataset construction with broad coverage of graph-native queries, such as path-oriented operators. This necessitates a native Text-to-GQL benchmark supporting large-scale dataset construction explicitly covering graph-native query semantics.

Compounding this challenge is the field’s unique dual bottleneck: linguistic fragmentation and a severe data scarcity. Unlike the standardized SQL landscape, the graph domain suffers from a “Tower of Babel” phenomenon, fragmented into different GQLs

(e.g., Cypher, ISO-GQL, Gremlin, and SPARQL). Furthermore, current Text-to-GQL datasets typically cover only a limited amount of databases from a narrow set of domains. To the best of our knowledge, the most domain diverse Text-to-GQL dataset is Neo4j’s Text2Cypher [36], which contains 18 databases from 6 domains.

Moreover, high-quality human annotation is costly: producing executable GQL queries with correct entity/constraint grounding typically requires both domain familiarity and proficiency in a specific graph query language. To reduce annotation cost, recent work explores programmatic generation, where LLMs are guided by templates or structured scaffolds to produce *(Question, GQL)* pairs [50]. Some Text-to-GQL datasets generation pipelines are often built with tightly coupled construction protocols, where schema exposure, annotation choices, and evaluation splits are co-designed for a specific setting, making results difficult to compare across studies. For example, StockGQL [27] targets the stock domain and follows an integrated pipeline in which schema disclosure and ground-truth labeling are co-designed with the dataset construction process. While effective within a fixed domain, such designs can entangle model performance with the exposed schema and recurring query patterns, making results harder to extrapolate to new schemas, new domains, or alternative GQLs. Other more decoupled template-driven pipelines often stop at pair generation on limited available graph databases for a specific GQL, thus remain limited in scale, domain diversity, or GQL coverage. For instance, SyntheT2C [50] is built on only two databases and provides annotations only in Cypher, which restricts its use for broad cross-domain and multi-GQL evaluation.

Finally, evaluation in prior work is often reported with a single end-to-end metric. Employing diverse evaluation metrics allows us to pinpoint bottlenecks in Text-to-GQL systems more precisely and to better understand their implications for graph database query processing. For example, CySpider [49] primarily uses execution accuracy based on result equivalence between generated and gold queries, leaving complementary aspects such as grammatical validity, edit-distance-based similarity, and GLEU-based semantic alignment between generated and gold queries under-characterized. In addition, the impact of question abstraction level w.r.t. ambiguity is not considered for fine-grained evaluation.

Taken together, the lack of multi-GQL, multi-domain datasets and the partiality of evaluation methods underscore the need for a unified Text-to-GQL benchmark with a comprehensive standardized evaluation method. This leads us to the primary question driving this research **Q**: *How can we design a unified Text-to-GQL benchmark that scales across domains and supports comprehensive evaluation across GQLs?*

Contributions. To bridge the above gaps, we present **Text2GQL-Bench**, a unified Text-to-GQL benchmark that couples a multi-GQL multi-domain dataset with multiple question abstraction level annotations, a scalable construction pipeline, and a standardized evaluation suite. Text2GQL-Bench is built as an executable testbed that connects graph database construction (schemas and instances) with paired natural language questions and GQL queries, supporting reproducible data generation and evaluation. Table 1 positions Text2GQL-Bench against existing Text-to-SQL and Text-to-GQL datasets, highlighting its advantages in multi-GQL support, and (Question, GQL) pair scale. Our primary contributions are threefold:

Table 1: Comparison of Text2GQL-Bench with existing Text-to-SQL and Text-to-GQL datasets. QAL denotes question abstraction level. Graph-Native indicates whether the dataset includes path-oriented and reachability-style query constructs that go beyond fixed join patterns. Fine-grained Difficulty indicates whether the dataset includes a query difficulty taxonomy.

Dataset	Source	Query Lang.	# QAL	# Example	# (Question, Query) Pair [†]	# DB	Graph-Native	Fine-grained Difficulty
Spider [47]	Human	SQL	-	10,181	$10,181 \times 1 \times 1$	200	✗	✓
Spider 2.0 [20]	Human	SQL	-	632	$632 \times 1 \times 1$	213	✗	✓
BIRD [24]	Human	SQL	-	12,751	$12,751 \times 1 \times 1$	95	✗	✓
Text2Cypher [36]	Synthetic	Cypher	-	44,387	$44,387 \times 1 \times 1$	16	✓	✗
SyntheT2C [50]	Synthetic	Cypher	-	3,300	$3,300 \times 1 \times 1$	2	✓	✗
Text2GQL-Bench	Hybrid*	Cypher + ISO-GQL	3	22,273	$22,273 \times 2 \times 4^{\ddagger}$	34	✓	✓

*Generated via an LLM-based synthesis pipeline and translation from existing benchmarks.

[†](Question, Query) Pair is calculated by count(examples) times count(query languages) times count(question annotations) in each example.

[‡]Our question annotations include original questions plus annotations from three question abstraction levels.

- We release a multi-GQL dataset that contains 178,184 (Question, Query) pairs and provides 34 databases spanning 13 domains to support execution-based evaluation on multiple GDBMSs. The dataset contains question annotations in different abstraction levels and fine-grained query difficulty annotations.
- We present a unified dataset construction framework that can (i) rapidly convert heterogeneous existing data sources into executable graph databases with aligned (*Question, Query*) pairs, and (ii) synthesize new graph databases and (*Question, Query*) pairs when real-world annotations are unavailable, enabling scalable dataset growth in both domain diversity and corpus size.
- We introduce a comprehensive evaluation method that jointly reports *Grammar* validity, edit-distance-based *Similarity*, *GLEU*-based semantic alignment, and execution accuracy (*EX*) under different schema, question abstraction level, query difficulty level settings, supporting more informative and standardized comparison across Text-to-GQL systems.

2 Related Work

2.1 Text-to-SQL Benchmark

Over years of development, multiple high-quality and credible Text-to-SQL benchmarks such as Spider [20, 47], BIRD [24], BIRD-critic [25] and BIRD-interact [41] have been established. For example, BIRD [24] covers more than over 12,000 unique question-SQL pairs and 95 big databases on 37 professional domains. Guided by these benchmarks, many studies [8, 16, 21, 28] have analyzed the causes of LLM translation errors in detail, leading to continuous improvement in the Text-to-SQL abilities of LLMs. However, Text-to-SQL benchmarks are centered on join-based relational semantics and SQL operators, and thus cannot be directly repurposed as Text-to-GQL benchmarks that require graph-native constructs such as path patterns and reachability.

2.2 Text-to-GQL Benchmark

Despite recent attempts to leverage Large Language Models (LLMs) for synthetic Text-to-Cypher data generation [10, 36, 50], this approach is plagued by severe limitations. First, they are largely confined to a single GQL (Cypher), and thus cannot support systematic evaluation across the fragmented GQL landscape or study cross-dialect transfer. Second, the generation process is typically tied to

specific templates or prompt scaffolds, making it difficult to systematically expand coverage to diverse schema patterns. Finally, their corpora often cover only a small number of domains and schemas, limited for cross-domain and cross-schema evaluation.

Beyond synthetic Text-to-Cypher corpora, several foundational Text-to-GQL datasets in another GQL called nGQL have been proposed [26, 27, 51]. However, they lack the diversity required for comprehensive, general-purpose benchmarking. Most are constructed around a narrow set of domains and schemas, which precludes a robust assessment of cross-domain and cross-schema evaluation. In addition, they are typically tied to a single query dialect and evaluation setup, making it difficult to study robustness across the fragmented GQL landscape or to compare results under a common protocol. These limitations motivate a unified benchmark that scales to diverse domains, supports multiple GQL standards, and enables standardized, multi-metric evaluation.

3 Preliminary

We start with the notations and the task definition in this paper.

Graph Database Management System (GDBMS). It refers to a database system that natively stores and manages data as a graph. Unlike relational databases, GDBMSs prioritize relationships, making them ideal for applications like social networks, recommendation engines, and knowledge graphs.

Graph Query Language (GQL). It refers to query languages used to query and manipulate data stored as a graph. Unlike SQL for tabular data, these languages are designed to handle complex relationships and traversals efficiently. Representative graph query languages include Cypher, ISO-GQL, Gremlin, and SPARQL.

ISO-GQL. It refers to the new International Standard language for property graph querying. It builds on the foundations of SQL and integrates proven ideas from the existing Cypher, PGQL, GSQL, and G-CORE languages.

Text-to-GQL. It refers to the process of converting a natural language question Q into a GQL query Y capable of retrieving relevant data from a graph database $D = (\mathcal{G}, \mathcal{S})$, where \mathcal{G} is the data of the given graph database and \mathcal{S} is the schema of the database. Given a natural language question Q and a graph database $D = (\mathcal{G}, \mathcal{S})$, Text2GQL aims to generate a GQL query Y such that Y can be executed on D to obtain the correct answer. The mapping can be written as: $Y = f(Q, D)$.

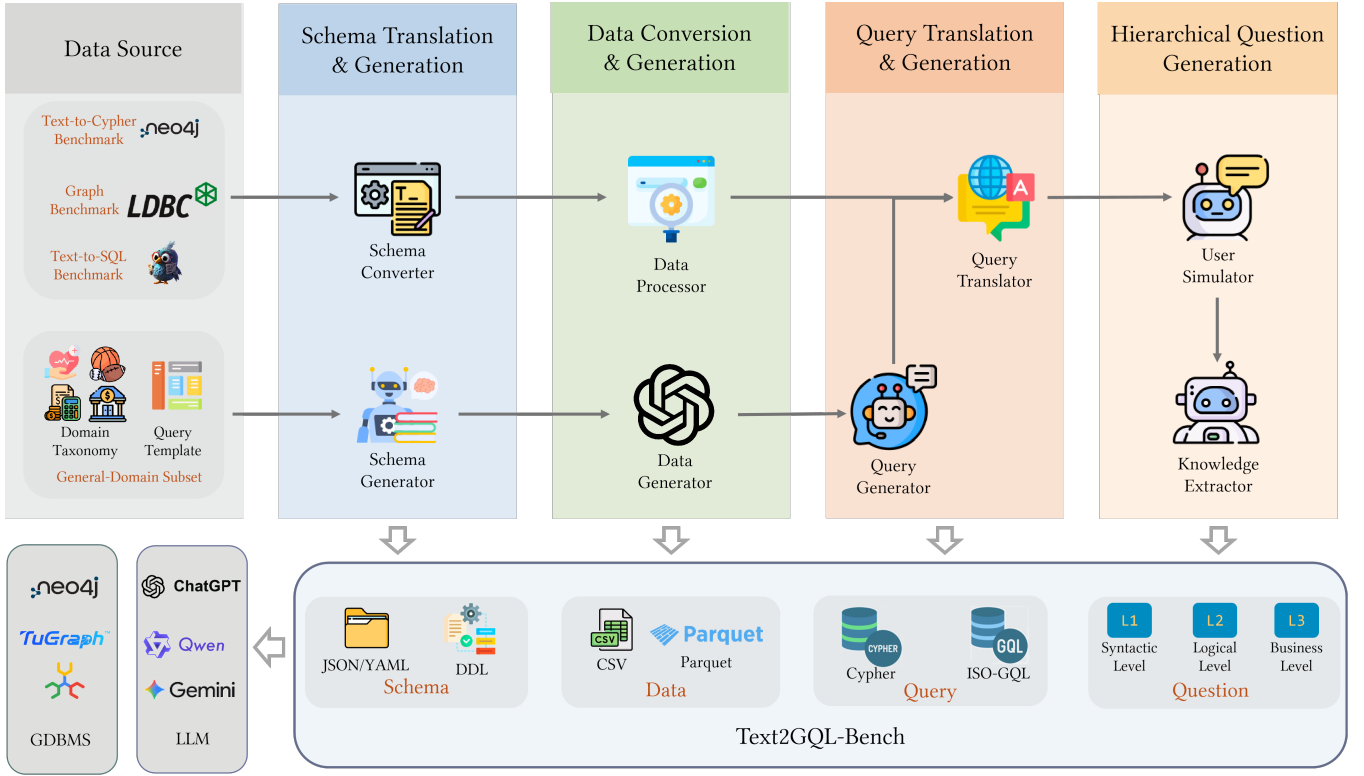


Figure 3: Framework Overview. Our dataset construction framework builds a Text-to-GQL dataset from heterogeneous data sources in 4 stages: (i) **Schema Translation & Generation:** convert the existing dataset schemas into graph schemas, and generate schema for general domain subsets; (ii) **Data Conversion & Generation:** converting existing data or synthesizing data on given graph schemas to create executable graph database instances on target GDBMS. (iii) **Query Translation & Generation:** generating executable GQL queries via automated translation from existing Cypher or SQL queries, and LLM-based synthesis; (iv) **Hierarchical Question Generation:** annotating GQL queries in different question abstraction levels.

4 Benchmark Construction

In this section, we introduce the benchmark construction details.

4.1 Framework Overview

To build a scalable Text-to-GQL benchmark, we propose a dataset construction framework (Figure 3) that transforms heterogeneous raw sources into a standardized Text-to-GQL dataset in four stages: (1) normalizing existing relational and graph-structured database schemas, and synthesizing graph schemas with domain taxonomies; (2) converting existing data or synthesizing data on given graph schemas to create executable graph database instances on target GDBMS; (3) generating executable GQL queries via automated translation from existing Cypher or SQL queries, and LLM-based synthesis; (4) annotating GQL queries in different question abstraction levels. This design produces a benchmark dataset that enables end-to-end Text-to-GQL evaluation across different GQLs and multiple question abstraction levels.

4.2 Data Collection

Existing datasets are often constrained to a single domain or limited query templates, which restricts applicability as general-purpose

evaluation benchmarks [26, 27]. To ensure both domain diversity and query complexity, we collect data from three complementary sources: (i) existing graph datasets, (ii) existing Text-to-SQL datasets, and (iii) newly synthesized industrial domain subsets.

4.2.1 Existing Graph Datasets. We incorporate representative graph datasets from both Text-to-Cypher datasets and graph benchmarks. **Text-to-Cypher.** To incorporate native graph query patterns, we utilize the Neo4j Text2Cypher dataset [36], selecting 10 databases across 4 domains. Although these queries are rich in domains, they only have cypher queries, and the database instances can only be created on Neo4j.

Graph Benchmarks. While existing Text-to-Cypher datasets provide useful foundations, they are insufficient for evaluating complex GQL reasoning. To introduce deeper structural patterns and long-range dependencies, we incorporate FinBench [38], which contains complex graph queries from real financial applications.

4.2.2 Text-to-SQL Benchmark. We select BIRD [24] as a primary source of Text-to-SQL dataset. BIRD contains a large number of multi-table joins, which are particularly valuable for analyzing the correspondence between relational joins and graph traversals.

We collect 9 databases spanning 7 domains and transform their relational schemas into property graphs during synthesis.

4.2.3 General-Domain Subset. Graph datasets and Text-to-SQL benchmarks do not fully capture the diversity of real-world graph applications. To extend coverage to long-tail domains, we construct a general-domain subset via controlled LLM-based synthesis. Using domain taxonomies derived from existing industrial scenarios as semantic guidance, we generate 14 graph databases in 5 domains.

4.3 Dataset Construction Framework

4.3.1 Schema Translation & Generation. To support both structural depth and domain breadth, our framework must accommodate heterogeneous sources with fundamentally different schema availability. As discussed in Section 4, input data falls into two categories: (i) structured datasets with predefined schemas and (ii) industrial scenarios requiring schema synthesis.

We unify both cases through a canonical intermediate representation (IR), termed SchemaGraph. This graph-native abstraction captures entities, relations, and property constraints in a model-agnostic manner, decoupling logical schema modeling from source formats (e.g., relational or graph) and target GQLs. All schema generation and translation are centralized within this IR, enabling consistent processing across heterogeneous inputs. By treating schema translation and schema generation as two instantiations of constructing a SchemaGraph, our framework eliminates fragmentation between synthesis and adaptation. This unified abstraction enables scalable benchmark construction across domains and GDBMSs.

- **Schema Translation for Existing schemas.** Predefined schemas from relational databases and graph databases are parsed into SchemaGraph, where relational artifacts such as associative tables are reconciled with graph semantics by mapping them to edge types with properties. The SchemaGraph can be serialized into different GDBMS-compatible schema formats.
- **Schema Generation for general domain subset.** For general domain subsets, SchemaGraph is constructed via controlled LLM-based schema generation. Given the domain, subdomain of an industrial scenario, the LLM produces a domain-specific schema specification under explicit structural constraints, which is then deterministically parsed into a validated SchemaGraph, ensuring type consistency and structural completeness.

4.3.2 Data Conversion & Generation. Once graph schemas are finalized, we populate databases with existing or synthesize data. This stage comprises two disjoint pipelines depending on the data source: (i) a deterministic data conversion pipeline for existing datasets with pre-populated databases, and (ii) a generative data construction pipeline for open-domain schemas synthesized from the General-Domain subset.

- **Data Conversion from Existing Datasets.** For existing datasets such as BIRD and graph benchmarks, database are already provided. Accordingly, data conversion focuses on schema-aligned transformation and lossless migration into graph database formats. This process is fully rule-based and deterministic, including data file format normalization, datatype projection, and import config file generation for target GDBMS. As this pipeline does

not involve learning or generation, we omit detailed illustrations due to its engineering nature.

- **Data Generation for general-domain subset Schemas.** For general-domain subset schemas without pre-existing databases, we construct graph data via a code-mediated synthesis paradigm, as illustrated in Figure 4. Rather than prompting LLMs to directly generate raw data, we employ them as logic generators that synthesize executable Python programs conditioned on the SchemaGraph and data distribution config. These programs encode both structural constraints and data generation logic, and are subsequently executed to procedurally construct data for graph databases. This design offers three key advantages. First, data scale is decoupled from the LLM context window, enabling the synthesis of large graph instances with millions of nodes and edges. Second, referential integrity is strictly guaranteed through programmatic ID management, ensuring all edges connect valid entities. Third, realistic data characteristics are explicitly controlled through a distribution specification module, where the LLM instantiates statistical generation logic (e.g., power-law degree distributions) within the synthesized programs.

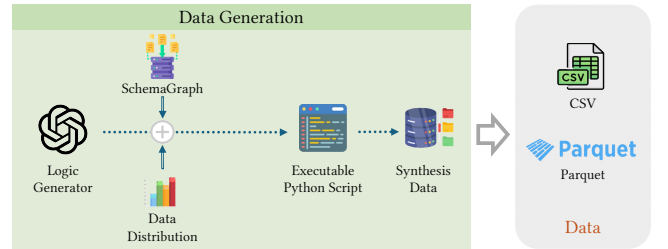


Figure 4: Data Generation Pipeline. With the SchemaGraph intermediate representation and data distribution setting, the LLM-based logic generator can provide an executable Python script to generate data with execution-based verification. The data will be stored in .csv or .parquet files.

4.3.3 Query Translation & Generation. With the databases ready, we generate the executable GQL queries. To construct a dataset that possesses both the logical depth of mature relational datasets and the structural complexity of native graph scenarios, we design a hybrid query construction pipeline, as illustrated in Figure 5. This pipeline operates through two parallel pathways: a multi-stage translator that migrates existing SQL/Cypher logic, and an iterative evolutionary synthesizer that creates new graph queries. We preserve original question annotations during this pipeline.

- **Query Translation for Existing Datasets.** For existing graph datasets like FinBench and Neo4j’s Text2Cypher dataset, most of them use Cypher as their query language. In order to support more graph query languages, we design a Graph-IR to represent the basic semantic structure of property graph query languages. We first parse Cypher query’s AST into Graph-IR, and then translate the Graph-IR into other GQLs. Existing Text-to-SQL benchmarks such as BIRD contain rich domain logic—such as analytical filtering and complex aggregations—that is valuable for Text-to-GQL evaluation if SQL queries can be translated into GQL

queries. To address this, we leverage Cypher as an intermediate query language by utilizing robust open-source tools [1] to first convert relational SQL queries into Cypher. This step handles the semantic mapping of relational operations, such as converting JOIN ON clauses into graph edge traversals (e.g., $-\text{[:REL]}->$). Once translated to Cypher, we use Graph-IR to translate Cypher into other GQLs.

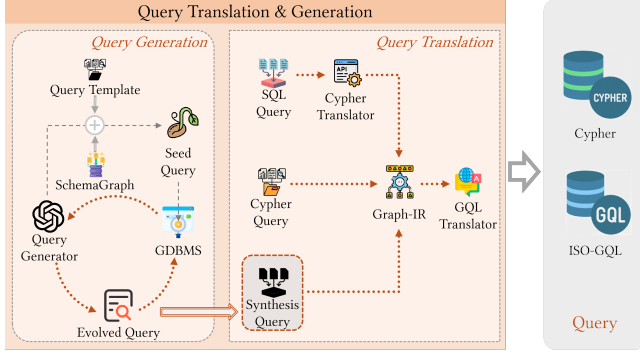


Figure 5: Query Translation and Generation Pipeline. This process includes (i) **Query Translation:** translating existing SQL queries and Cypher queries into Graph-IR, then translating Graph-IR into target GQL queries; (ii) **Query Generation:** generating Cypher queries through an LLM-based query generator with an iterative complexity increasing strategy, the generated queries can then be translated into target GQL queries through Query Translation.

- **Query Generation for General-Domain Subset.** While translation faithfully preserves the logic of existing queries, it does not systematically ensure sufficient coverage of complex queries such as 3+ hop traversals, variable-length paths, and multi-step MATCH patterns. Our iterative generation step therefore explicitly targets these structures to ensure the synthesized corpus reaches the desired difficulty profile. The core of our strategy is a dynamic evolution mechanism that utilizes intermediate execution results as grounding context. The process initiates with the diverse “seed” queries with original question annotations either directly generated by LLM based on the schema or from existing query templates. Rather than hallucinating complex logic in a vacuum, we execute these seed queries on a GDBMS to retrieve actual results. To manage context length and ensure diversity, we sample representative instances from these execution results (e.g., specific node attributes and neighbor connections) and feed them back into the LLM along with the original query. Armed with this concrete data context, the LLM is prompted to “complicate” the query structure: evolving both the GQL logic and its corresponding natural language description simultaneously. This involves adding constraints, extending traversal paths, or nesting logic. Because the model observes the actual data distribution, the evolved query remains semantically valid and grounded in reality. For instance, instead of hallucinating arbitrary filters, the model can generalize observed property values into realistic range constraints or category filters. This cycle repeats, progressively deepening the query structure. By applying strict

execution validation at each step to filter out errors and empty results, the process effectively transforms a simple retrieval request into a sophisticated, logic-heavy reasoning task.

4.3.4 Hierarchical Question Generation. To complete and align (Question, Query) pairs, and to examine the model’s Text-to-GQL ability under different abstraction levels [32] of user input questions from diverse user personas, we design a two-stage question generator that first simulates diverse user intents and subsequently materializes the implicit knowledge required to bridge them.

- **User Simulation.** In the first stage, we focus on generating the natural language question. Conditioned on the graph schema and the GQL query, we prompt the LLM to simulate users with varying degrees of domain expertise. This process yields questions across three distinct abstraction levels:
 - (1) **Syntactic Level (Level 1):** The generated questions explicitly mirror GQL keywords, simulating engineers who are familiar with GQL syntax mechanics.
 - (2) **Logical Level (Level 2):** The questions abstract away specific keywords but retain the precise entity-relationship structure, simulating regular users describing data access logic.
 - (3) **Business Level (Level 3):** The questions reflect high-level analytical goals, completely hiding the underlying topological implementation. Simulating data analysts focusing on in-depth data analysis.
- **Knowledge Extraction.** Once the (Question, Query) pairs are generated, the crucial missing variable is the external knowledge that helps a specific abstract question map to a specific concrete query. Instead of hallucinating External Knowledge in a vacuum, we employ a self-annotation strategy. We feed the generated pairs back into the LLM and task it with “Reverse Rationalization”: “Given that the user asked L and the system executed q , what implicit domain knowledge or schema assumption E bridges the gap between the two?” This process materializes External Knowledge into concrete text. For example, for a Business Level question like “Who are the key influencers?”, this phase might generate an E such as: “In this schema, ‘influencers’ are defined as Person nodes with a high degree of ‘FOLLOWS’ incoming edges.” By deriving External Knowledge from the alignment of Question and Query, we ensure that the conditioning variable is semantically grounded, completing the high-quality (Question, Query, External Knowledge) triplets required for future evaluation.

4.4 Quality Assurance

While the synthesis pipeline described in Section 4.3 enables the automated generation of massive-scale datasets, relying solely on model-generated content introduces potential risks of hallucinations and semantic misalignment. For a benchmark to serve as a trustworthy evaluation standard, statistical quantities must be complemented by rigorous verification. Therefore, we implement a hybrid quality assurance framework that cascades from automated consistency checks to expert human review, ensuring the generated instances achieve the “Gold Standard” quality required for reliable evaluation. Before human intervention, all generated data undergoes a strict automated filtration process to eliminate syntax errors and execution failures. This pipeline operates through a two-stage

Table 2: Case Study of Graph Query Complexity Taxonomy. We illustrate how the query logic evolves from easy single node retrieval to extra hard multi-step retrieval.

Difficulty	Characteristics	Case Example (Question & Query)
Easy	<i>Characteristics:</i> single node or edge pattern, no aggregation, no complex filtering.	Question: Find accounts with account type CREDIT, return their opening date. Query: MATCH (n:ACCOUNT) WHERE n.account_type = "CREDIT" RETURN n.opening_date
Medium	<i>Characteristics:</i> one-hop path, simple aggregation (e.g., COUNT, SUM) or basic filters, no nesting.	Question: Retrieve alerts triggered by accounts with a risk score higher than 0.5, including alert severity level and the timestamp when the alert was created, limiting the results to 10. Query: MATCH (a:ACCOUNT)-[:TRIGGERED_ALERT]->(al:ALERT) WHERE a.risk_score > 0.5 RETURN al.severity_level, al.creation_timestamp LIMIT 10
Hard	<i>Characteristics:</i> multi-hop paths (≤ 2 hops or variable-length), multiple conditions, non-nested aggregation.	Question: Find accounts reachable within 1 to 3 hops from a payment transaction with transaction_id TXN0000000, limited to 5 results. Query: MATCH (n1:PaymentTransaction)-[]->{1,3}(n2:Account) WHERE n1.transaction_id = "TXN0000000" RETURN n2.account_id, n2.account_type LIMIT 5
Extra Hard	<i>Characteristics:</i> complex paths (≥ 3 hops), multi-step MATCH, nested aggregation, high structural and logical depth.	Question: List all customers who have initiated at least one failed transaction and at least one completed transaction, showing their names and email addresses. Query: MATCH (c:Customer)-[:Initiates]->(pt1:PaymentTransaction) WHERE pt1.status = "Failed" RETURN c NEXT MATCH (c)-[:Initiates]->(pt2:PaymentTransaction) WHERE pt2.status = "Completed" RETURN DISTINCT c.name, c.email

filtration mechanism. Firstly, we adopt an execution-centric validation to ensure both schema compliance and result reliability: each query is executed against the target graph database, and any query that fails to run is discarded. Secondly, to maintain benchmark diversity, we apply semantic overlap filtering. By computing the embedding similarity between (Question, Query) pairs, we actively prune pairs with excessively high semantic similarity to prevent corpus redundancy. For any given two (Question, Query) pairs, we remove one of them from our dataset if the embedding similarity between queries or questions is larger than 0.98.

While automated checks ensure executability, they cannot verify whether the natural language question perfectly aligns with the query intent. To guarantee the validity of our evaluation, we adopt a **Human-in-the-Loop verification strategy** for the test set. Specifically, we randomly sample test instances and invite three experts to manually inspect the sample (Question, Query) pairs for semantic alignment. Their role is purely verification: they flag mismatches, ambiguities, or ill-specified questions/queries, rather than rewriting or editing the data. For the training set, we primarily rely on automated, execution-centric validation to preserve scalability. Together, this hybrid quality assurance strategy balances corpus scale with the precision required for reliable benchmark evaluation.

4.5 Difficulty Definition

With the corpus constructed via our dataset construction pipeline and rigorously verified through our quality assurance framework, the final step is to organize these instances into a standardized evaluation suite. A raw collection of queries is insufficient for diagnosing specific model weaknesses; simply aggregating queries of varying structures is insufficient, as it fails to reveal how models behave under different levels of graph query complexity. To achieve this, we define a **four-tier difficulty taxonomy**.

Instead of relying on superficial metrics like sentence length, we define difficulty based on the topological complexity of the GQL query and the reasoning depth required to solve it. This taxonomy is calibrated against established Text-to-SQL benchmarks [20, 24, 47] to highlight the unique challenges of graph databases. Traditional SQL benchmarks categorize difficulty based on the number of JOIN operations, where their highest difficulty tiers typically involve limited relational hops. The ubiquitous complex multi-hop path pattern and variable-length path pattern in industrial graph scenarios are left unconsidered in the SQL difficulty taxonomy, thus requiring a graph-native difficulty taxonomy.

As demonstrated in Table 2, our corpus is categorized into the following four difficulty levels:

- **Easy:** These queries correspond to the simplest retrieval patterns, involving single node or single edge matching without aggregation or complex conditions. They primarily test basic pattern grounding and label/property recognition.
Characteristics: single node or edge pattern, no aggregation, no complex filtering.
- **Medium:** Queries at this level introduce simple relational structure through one-hop traversals and may include basic aggregation or filtering. They reflect common analytical queries that require counting or summarizing immediate neighbors.
Characteristics: one-hop path, simple aggregation (e.g., COUNT, SUM) or basic filters, no nesting.
- **Hard:** This level captures moderately complex graph reasoning with short multi-hop or variable-length traversals and multiple constraints. Queries involve up to two hops or variable-length hops and combine several conditions or non-nested aggregations, requiring LLM to maintain intermediate structural context.
Characteristics: multi-hop paths (≤ 2 hops) or variable-length paths, multiple conditions, non-nested aggregation.

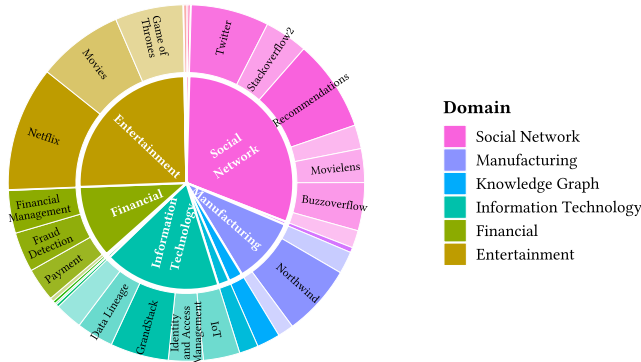


Figure 6: Data Domain Distribution w.r.t. size.

- **Extra Hard:** Representing the most challenging category, these queries require deep graph reasoning across complex paths and multiple query stages. They typically involve long traversals, multi-step MATCH clauses, and nested aggregation, demanding global reasoning over intermediate results.
Characteristics: complex paths (≥ 3 hops), multi-step MATCH, nested aggregation, high structural and logical depth.

5 Data Statistics

In this section, we present statistics of the Text2GQL-Bench, including dataset statistics, question statistics, and query statistics.

5.1 Dataset Statistic

We begin with dataset statistics, reporting the composition and scale of domains and graph databases. As shown in Table 3, Text2GQL-Bench contains 34 graph databases spanning 13 domains, totaling 22,273 verified examples. We split the benchmark into train, development, and test sets to enable cross-schema evaluation: the train set includes 10 databases from 4 domains, the development set extends to 18 databases across 10 domains, and the test set contains 6 databases from 5 domains with 3,827 examples. To evaluate the quality of the synthesized data, the test set is drawn exclusively from synthesized databases.

Figure 6 shows that the benchmark covers a broad range of application areas, including Social Network, Information Technology, Manufacturing, Knowledge Graph, Finance, and Entertainment, with multiple heterogeneous sub-domains within each category. Overall, this composition provides both realistic workload coverage and substantial schema diversity for evaluation.

Table 3: Overview of the Generated Dataset Statistics.

Metric	Total	Train Set	Dev. Set	Test Set
# Domain	13	4	10	5
# Database	34	10	18	6
# Example	22273	12861	5585	3827

5.2 GQL query statistic

Table 4 shows that the query corpus exhibits a deliberate skew toward non-trivial workloads while still retaining sufficient coverage of simpler cases: Medium and Hard dominate the benchmark (43.62% and 30.23%, respectively), while Easy queries account for 21.39% and Extra Hard remains a compact but crucial stress-test slice (4.76%). Consistent with our difficulty taxonomy, structural complexity increases monotonically with difficulty as reflected by average query length, rising from 86.54 characters in Easy to 134.75 (Medium), 184.25 (Hard), and 237.24 (Extra Hard). Notably, the combined share of Hard+Extra Hard reaches 34.99%, ensuring that over one-third of the benchmark requires multi-hop patterns, nested logic, or advanced GQL constructs rather than shallow pattern matching. Overall, this distribution and the clear length stratification provide empirical evidence that our iterative synthesis pipeline generates queries with progressively richer topological and logical structure, enabling fine-grained discrimination of model capabilities across complexity levels.

To assess the reliability of the synthesized queries, we conduct a human expert evaluation of the semantic alignment between generated GQL queries and corresponding natural language questions using alignment score from 1 to 5, where 1 denotes strongly disagree and 5 denotes strongly agree. As shown in Table 4, the synthesized (Question, Query) pairs exhibit consistently strong semantic alignment across all difficulty tiers, reaching an overall average score of 4.81 with a 96.5% pass rate. Importantly, high fidelity is preserved even for structurally complex queries (e.g., nested patterns and deep traversals), suggesting that the (Question, Query) pairs is not limited to shallow neighborhood matching. Meanwhile, the variance increases with complexity and the inter-annotator agreement dips for the Hard tier, which we attribute to subtle boundary cases in interpreting complex graph semantics (e.g., alternative yet plausible readings of constraints) rather than systematic misalignment; agreement recovers for Extra Hard queries, where semantic issues are typically more explicit and thus easier to judge consistently.

Table 4: Statistic of GQL Queries Across Difficulty Levels. Var. denotes rating variance between annotators. IAA reports inter-annotator agreement measured by Fleiss’ κ (agreement beyond chance; higher is better).

Difficulty	Percentage	Avg. Length	Avg. Score	Pass Ratio	Var.	IAA
Easy	21.39%	86.54	4.80	100.0%	0.16	1.00
Medium	43.62%	134.75	4.86	96.9%	0.40	0.56
Hard	30.23%	184.25	4.80	96.5%	0.49	0.46
Extra Hard	4.76%	237.24	4.74	94.9%	0.81	0.73
Overall	100%	144.28	4.81	96.5%	0.51	0.59

5.3 Question Statistics

we analyze the linguistic properties of questions in different abstraction levels produced by our question generation pipeline and compare with original question annotations. Each example in our dataset contains the original question annotation and questions in three abstraction levels—*Syntactic Level (Level 1)*, *Logical Level (Level 2)*, and *Business Level (Level 3)*—so models are evaluated under

balanced exposure to structure-explicit, logic-explicit, and intent-driven formulations. As summarized in Table 5, *Syntactic Level* questions are the most verbose (40.05 words on average) because they explicitly mention graph primitives (entities/relations/traversals), whereas *Logical Level* and *Business Level* questions are more concise (22.60/24.24 words) and shift the burden to schema/topology inference; meanwhile, lexical diversity increases markedly at the *Business Level* (2,577 unique words), reflecting richer domain terminology and paraphrastic variation rather than fixed trigger templates. Overall, the statistics indicate that this work avoids template rigidity and provides a diverse testbed for assessing whether Text-to-GQL systems can move beyond keyword matching toward schema-aware and topology-aware intent understanding.

We further evaluate whether our question generation pipeline can reliably control abstraction without breaking the underlying GQL intent with recognition score from 1 to 5, where 1 denotes strongly disagree and 5 denotes strongly agree. Table 5 shows that experts can robustly recognize the intended abstraction levels, with the only notable confusion between Logical Level and Business Level caused by the missing of specific filter values in questions, indicating partially overlapping stylistic cues around logic-oriented descriptions. Semantic alignment score remains high across all abstraction levels, but degrades mildly as abstraction strengthens, reflecting an abstraction-faithfulness trade-off: when questions move away from explicit structural references, they occasionally lose concrete constraints.

In addition to annotation quality, we also record the human effort required for expert evaluation. Each expert spent approximately **2 minutes per instance** to complete both question abstraction level recognition and semantic consistency checks, including reading the natural language question, inspecting the corresponding GQL query, and making a judgment. This indicates that while expert verification ensures high-quality assessment, fully manual annotation at scale would be prohibitively expensive, further motivating our hybrid construction strategy that combines automated synthesis with targeted human validation.

Table 5: Statistic of Questions across Abstraction Levels. Recog. Score denotes whether the question belongs to the target abstraction level. Align. Score denotes whether the question is aligned to the query.

Abstraction Level	Avg. Length	Vocab Size	Recog. Score	Align. Score
Syntactic Level	40.05	1,363	5.00	4.98
Logical Level	22.60	1,422	4.93	4.88
Business Level	24.24	2,577	4.96	4.54
Original	24.17	2783	-	4.81

6 Metrics

Given that practical data analytics prioritize result fidelity, text-to-GQL models must be assessed on their capacity to execute queries accurately. We therefore propose multiple metrics including Execution Accuracy (EX), Grammar, Google-BLEU, and Similarity for effective comprehensive evaluation.

Execution Accuracy (EX). EX measures whether the predicted query produces the same execution result as the gold query:

$$\text{EX} = \frac{1}{N} \sum_{i=1}^N \mathbb{I}[R(\hat{q}_i) = R(q_i^*)], \quad (1)$$

where $\mathbb{I}[\cdot]$ is the indicator function. EX is invariant to syntactic variations as long as the semantics of the query are preserved.

Grammar. Grammar measures whether the predicted query is syntactically parsable under the target GQL grammar:

$$\text{Grammar} = \frac{1}{N} \sum_{i=1}^N \mathbb{I}[\text{Parse}(\hat{q}_i) \neq \emptyset], \quad (2)$$

where $\text{Parse}(\cdot)$ returns a non-empty abstract syntax tree (AST) if parsing succeeds, and \emptyset otherwise. Grammar reflects a model’s ability to generate well-formed queries, whereas it is independent of semantic correctness.

Google-BLEU. We report Google BLEU (GLEU) [45] to measure token-level similarity between the predicted query \hat{q}_i and the gold query q_i^* . GLEU is a variant of BLEU proposed by Google that improves sentence-level stability by smoothing n-gram precision, and has been widely adopted in semantic parsing and code generation tasks. We report the corpus-level GLEU score over the test set.

Similarity. To quantify how close a predicted query is to the reference in surface form, we report Jaro-Winkler similarity [44], which is robust to minor typos and small character-level deviations. Given the predicted query \hat{q} and gold query q , we first apply a lightweight normalization and compute $\text{JW}(\hat{q}, q) \in [0, 1]$, where higher values indicate greater similarity. We report the average JW score over the evaluation set; when a distance form is needed, we use $\text{Dist}_{\text{JW}} = 1 - \text{JW}$. Unlike execution accuracy, this metric does not imply semantic equivalence, but is useful for diagnosing near-miss formatting or spelling errors under strict GQL syntax.

7 Experimental Analysis

In this section, we conduct a comprehensive evaluation to validate the effectiveness of our proposed framework and answer the following research questions:

- **RQ1 (Core Benchmarking):** How do models of varying scales and optimization strategies (Zero-shot, Few-shot, Fine-tuning) perform on GQL generation under our proposed benchmark?
- **RQ2 (Generalization):** How robust are models in handling syntax differences across different graph query languages (Cypher and ISO-GQL)?
- **RQ3 (Robustness):** How do model performance under different tuning settings? Can models maintain consistency across questions with different abstraction levels (Novice to Analyst)?

7.1 Experimental Settings

Baseline Models. We evaluate our benchmark with a wide range of LLMs, including closed-source LLMs such as GPT-5.2 [35], Claude Opus 4.5 [5], Qwen3-Max [46], as well as open-source LLMs like text2cypher-gemma-2-9b [36], Qwen3-8B [46]. These models span a wide range, from closed-source to open-source, small-scale to large-scale and general-purpose to code-specific. For closed-source LLMs with undisclosed parameter sizes, their performance serves

Table 6: Main Results of Text-to-GQL performance w.r.t. models, strategies, and difficulty levels on ISO-GQL corpus.

Model	Size	Strategy	Quality Metrics			Execution Accuracy (EX) by Difficulty				
			Grammar	GLEU	Sim.	Easy	Med.	Hard	Extr.	Avg.
Large Models										
Claude Opus 4.5	N.A.	Zero Shot	0.618	0.578	0.867	0.655	0.444	0.410	0.167	0.445
		Few Shot	0.728	0.600	0.866	0.650	0.501	0.480	0.265	0.501
Qwen3-Max	N.A.	Zero Shot	0.038	0.449	0.698	0.000	0.029	0.046	0.031	0.032
		Few Shot	0.721	0.639	0.870	0.671	0.504	0.452	0.228	0.491
GPT-5.2	N.A.	Zero Shot	0.006	0.514	0.714	0.014	0.024	0.014	0.006	0.017
		Few Shot	0.779	0.588	0.847	0.629	0.452	0.504	0.376	0.482
Open Weight Models										
Qwen3-8B	8B	Zero Shot	0.369	0.480	0.784	0.373	0.158	0.102	0.049	0.160
		Finetuning	0.908	0.575	0.848	0.634	0.467	0.393	0.315	0.451
text2cypher-gemma-2-9b	9B	Zero Shot	0.266	0.515	0.816	0.326	0.148	0.071	0.031	0.134
		Fintuning	0.874	0.545	0.841	0.601	0.333	0.227	0.167	0.317

as a point of reference rather than a direct comparison under controlled parameter size conditions.

Strategies. We investigate different tuning strategies and In-Context Learning methods:

- (1) **Zero-shot Prompting:** The model is provided with the target schema (DDL/Graph Schema) and the natural language question, directly generating the GQL query without examples. This tests intrinsic generalization.
- (2) **Few-shot In-Context Learning:** We use a fixed k -shot prompt ($k = 3$). Specifically, we prepend the same three demonstrations (Question, Query) pairs to every test instance, selected from the training set and held constant across all evaluations to ensure reproducibility and avoid test-dependent retrieval.
- (3) **Parameter-Efficient Fine-Tuning:** We apply LoRA [17] to fine-tune the open-weights models on our Training Set. We set the LoRA rank $r = 16$, alpha $\alpha = 32$, and use a learning rate of 2.0×10^{-4} with a per-device batch size of 1 and gradient accumulation of 16 steps, for 3 epochs. This strategy aims to verify if small models can surpass large models through domain-specific alignment.

Implementation Details. All queries are executed and verified on their corresponding database engines: Cypher queries on TuGraph-DB, ISO-GQL queries on Spanner Graph, and SQL queries on SQLite. Experiments for open-weights models were conducted on a server equipped with 1 NVIDIA Tesla V100 GPU (32GB memory).

Dataset Selection. We select all 2783 examples that can be executed both on TuGraph-DB and Spanner Graph out of the test set to evaluate performance on ISO-GQL and Cypher. Other 1044 examples can not be executed on Spanner Graph because it doesn't support the return of graph elements. For comparison between GQL and SQL, we choose 357 examples from BIRD in the dev set.

Due to page limit, please refer to the supplementary material for detailed code, prompts, and scripts.

7.2 Core Performance Benchmarking

To answer **RQ1**, we evaluate models of different scales under multiple optimization strategies on ISO-GQL using Spanner Graph as the GDBMS. As shown in Table 6, Claude Opus 4.5 shows superior performance on execution accuracy under both *zero-shot* and *few-shot* settings (zero-shot: 44.5%, few-shot: 50.1%). For other large models, optimization strategy has a substantially larger impact than model scale on execution accuracy. Qwen3-Max and GPT-5.2 exhibit near-zero execution accuracy in the *zero-shot* setting (e.g., Qwen3-Max: 3.2%, GPT-5.2: 1.7%), accompanied by extremely low Grammar scores, indicating that without exposure, models fail to produce syntactically valid ISO-GQL queries. In contrast, *few-shot* prompting leads to dramatic improvements, raising average EX to around 48–50% and simultaneously boosting Grammar scores above 0.72, demonstrating that limited in-context examples are sufficient to convey core schema-linking and syntactic conventions.

Notably, fine-tuning enables smaller open-weight models to attain the highest Grammar score (Qwen3-8B: 90.8%). The increased grammar validity allows smaller models with lower cost and lower latency to approach the performance of much larger proprietary models: Qwen3-8B fine-tuned on our corpus achieves an average EX of 45.1%, comparable to the few-shot performance of GPT-5.2 and Qwen3-Max, indicating that supervision exposing models to the target GQL dialect and schema grounding is more critical than parameter scale alone. For GLEU score and similarity score, the few-shot Qwen3-MAX outperforms other models (GLEU: 63.9%, Similarity: 87.0%). Above results indicates that for Text-to-GQL generation, grammar validity, GLEU-based semantic alignment, and edit-distance-based similarity scores serves as complementary metrics to execution accuracy that can help to reveal the Text-to-GQL system's bottleneck in grammar validity and query writing style.

Finally, performance consistently degrades from Easy to Extra Hard queries across nearly all settings, except that Qwen3-Max and GPT-5.2 show a Cypher bias on Easy–Medium queries (returning graph elements unsupported by Spanner Graph and using IN/HAVING-style filters unsupported by ISO-GQL), with an increase

from Easy to Medium followed by a decline at higher difficulty, confirming that the benchmark effectively stratifies query difficulty and that remaining errors are concentrated on structurally complex cases rather than superficial syntax matching.

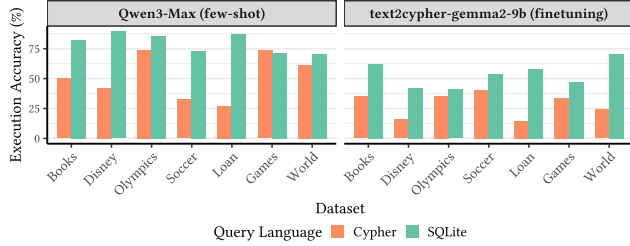


Figure 7: Cross-Query-Language Transfer Performance Comparison between SQL and Cypher on BIRD-derived domains.

7.3 Generalization Capabilities

To address **RQ2**, we evaluate cross-lingual generalization using Qwen3-Max under few-shot prompting and text2cypher-gemma2-9b under fine-tuning on BIRD-derived test domains. Figure 7 reports execution accuracy when transferring between SQLite and Cypher across seven domains. Across all domains and both models, performance on SQLite consistently exceeds that on Cypher, revealing a persistent asymmetry in cross-lingual transfer. This gap remains evident both under few-shot prompting and task-specific fine-tuning, suggesting that limited exposure to target-language examples is insufficient to fully bridge query language differences. The transfer gap is strongly domain-dependent: Qwen3-Max drops sharply on *Loan* and *Disney* but remains comparatively stable on *Olympics* and *Games*. text2cypher-gemma2-9b exhibits the same trend with lower overall accuracy, suggesting that fine-tuned models are more sensitive to query language shifts. These results indicate that cross-lingual generalization is shaped by both query language syntax and domain-specific query structure inherited from relational sources.

Results in Table 7 further corroborate this trend: while large models such as Qwen3-Max and GPT-5.2 exhibit moderate zero-shot performance on Cypher corpus, their performance collapses on ISO-GQL without in-context examples. Notably, few-shot prompting largely recovers this loss, bringing ISO-GQL performance close to Cypher levels across all large models, but the Grammar score still remain relative low compared to finetuned Qwen3-8B and text2cypher-gemma-2-9b, which indicates that limited exposure to the target syntax is sufficient to bridge most cross-GQL gaps, but higher grammar accuracy still requires more training corpus on target GQL. Overall, these results demonstrate that syntactic differences—rather than query logic itself—are the primary barriers to cross-query-language generalization, highlighting the necessity of a multi-language benchmark like Text2GQL-Bench for systematically evaluating and improving cross-query-language robustness.

We didn’t finetune text2cypher-gemma-2-9b with Cypher corpus since it’s already finetuned with Text2GQL dataset.

Table 7: Cross-Query-Language Transfer Performance Comparison between Cypher and ISO-GQL on test set.

Model	Strategy	Cypher (EX)	GQL (EX)
Large Models			
Claude Opus 4.5	Zero-shot	0.438	0.445
	Few-shot	0.446	0.501
Qwen3-Max	Zero-shot	0.478	0.032
	Few-shot	0.503	0.491
GPT-5.2	Zero-shot	0.440	0.017
	Few-shot	0.464	0.482
Open Weight Models			
Qwen3-8B	Zero-shot	0.263	0.160
	Fine-tuning	0.358	0.451
text2cypher-gemma-2-9b	Zero-shot	0.184	0.134
	Fine-tuning	-	0.317

7.4 Fine-Grained Robustness Analysis

To address **RQ3**, we conduct error analysis with three different settings and sensitivity evaluation w.r.t. question abstraction levels. Figure 8 reports the error composition under zero-shot, few-shot, and finetuning. For each setting, we pool the failed cases from all evaluated models in our main experiments and summarize the average proportion of each error type, aiming to characterize the overall shift of failure modes as supervision strengthens rather than model-specific behavior. In the zero-shot setting, failures are overwhelmingly due to syntax errors (85.0%), indicating that without ISO-GQL exposure models often generate ill-formed queries, while schema linking (4.0%) and condition filtering (1.4%) errors are comparatively rare. Under few-shot prompting, syntax violations drop sharply to 21.5%, and errors become dominated by aggregation (43.7%) and schema linking (26.3%), suggesting that once basic grammar is conveyed, correctness is limited by intent-to-schema grounding and compositional operators. After fine-tuning, syntax errors are further reduced (6.0%), yet the remaining failures concentrate on semantic and logical issues—aggregation (51.0%), schema linking (27.9%), and condition filtering (15.1%)—highlighting that higher-level query construction, rather than grammatical validity, becomes the primary bottleneck. Overall, these trends show that ISO-GQL unfamiliarity dominates in zero-shot, whereas with minimal supervision the challenge shifts to schema grounding and operator composition, which this effort is designed to diagnose.

Beyond structural complexity, we examine robustness to question abstraction with Qwen3-Max (few-shot) and Qwen3-8B (fine-tuned) using the persona-based refinement in Section 4.3.3. As shown in Figure 9, Orig. denotes the original (unrefined) questions and is closest in abstraction to Logical Level (L2), which typically states the intended logic without explicitly verbalizing graph primitives in Syntactical Level (L1) or fully abstract business intents in Business Level (L3). Across all domains, both models achieve the highest execution accuracy on L1, then degrade as questions move toward L3, with the worst performance occurring at L3 w/o Evi., indicating that the dominant bottleneck at high abstraction is

We compute proportions by aggregating all erroneous predictions across models within each setting and normalizing by the total number of errors in that setting.

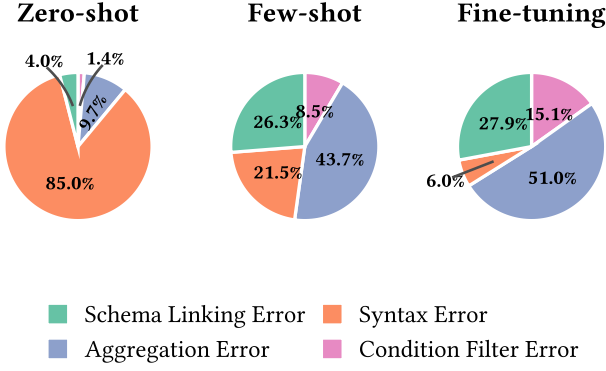


Figure 8: Error Analysis of Translation from Question to ISO-GQL across Zero-shot, Few-shot, and Fine-tuning Strategies.

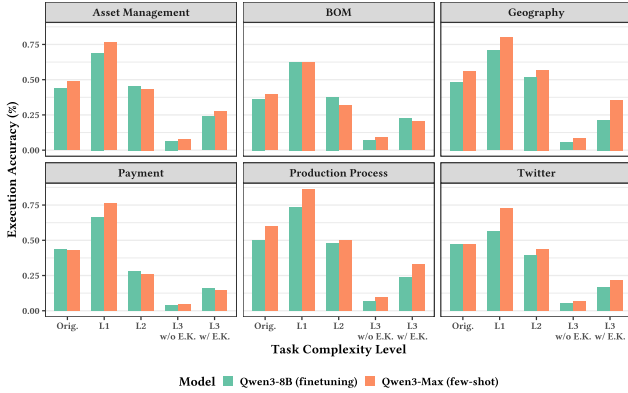


Figure 9: LLM’s Performance Sensitivity to Question Abstraction Levels.

intent-to-schema grounding rather than syntax alone. Providing auxiliary evidence at L3 w/ Evi. consistently recovers accuracy, confirming that explicit grounding signals substantially mitigate analyst-level ambiguity. Finally, Qwen3-Max outperforms Qwen3-8B throughout, while their gap narrows at L3 w/o Evi., suggesting that scaling mainly improves syntax/structure alignment whereas ungrounded intent inference remains challenging for both models.

8 Conclusion

In this work, we address the fundamental obstacles that have limited progress in Text-to-GQL research: the lack of high-quality benchmark datasets and evaluation methods to systematically compare model capabilities across different graph query languages and domains. To this end, we introduce Text2GQL-Bench, a multi-GQL dataset with 78,184 (Question, Query) pairs spanning 13 domains, a scalable dataset construction framework, and a comprehensive evaluation method that systematically supports the evaluation of Text-to-GQL systems.

The dataset construction framework enables the scalable construction of Text-to-GQL datasets with domain, GQL, and question

abstraction level diversity by leveraging mature heterogeneous resources as a source of analytical logic, translating existing datasets, and synthesizing executable graph databases with corresponding complex (Question, Query) pairs.

The evaluation method is designed to expose different bottlenecks of Text-to-GQL systems. Through cross-schema and cross-domain splits, persona-based question abstraction, and a fine-grained difficulty taxonomy, Text2GQL-Bench enables systematic analysis of how models behave under varying schema grounding requirements, question abstraction levels, and query complexities with evaluation metrics including grammatical validity, similarity, semantic alignment, and execution accuracy. Our empirical results demonstrate that optimization strategy and schema-aligned supervision play a more decisive role than model scale alone, and that current models still face substantial challenges when generalizing across query languages and schema configurations. Our evaluation shows that ISO-GQL generation remains brittle without dialect exposure: zero-shot execution accuracy stays below 3%. Even a fixed 3-shot prompt can rise EX to ~50%, the Grammar remains $\leq 70\%$, and fine-tuning an 8B model reaches 45.1% EX and 90.8% Grammar, narrowing most of the gap to much larger LLMs.

Looking ahead, the modular design of our framework opens several promising directions. In particular, the use of Graph IR provides a natural foundation for extending Text2GQL-Bench to additional GQLs, such as SQL/PGQ, without redesigning the entire pipeline. Beyond query generation, the framework can be extended to support richer graph workloads, including temporal queries, dynamic updates, and analytical graph operators. We hope that Text2GQL-Bench serves not only as a benchmark, but also as an extensible infrastructure to advance robust, standardized, and practically relevant Text-to-GQL research.

References

- [1] 2025. Neo4j SQL to Cypher Translation Manual. <https://neo4j.com/docs/jdbc-manual/current/sql2cypher/>
- [2] Zeina Abu-Aisheh, Romain Raveaux, Jean-Yves Ramel, and Patrick Martineau. 2015. An exact graph edit distance algorithm for solving pattern recognition problems. In *4th International Conference on Pattern Recognition Applications and Methods* 2015.
- [3] Sara AlMahri, Liming Xu, and Alexandra Brintrup. 2025. Enhancing supply chain visibility with knowledge graphs and large language models. *International Journal of Production Research* (2025), 1–32.
- [4] Aurelio Antelo-Collado, Ramón Carrasco-Velaz, Nicolás García-Pedrajas, and Gonzalo Cerruela-García. 2020. Maximum common property: a new approach for molecular similarity. *Journal of cheminformatics* 12, 1 (2020), 61.
- [5] Anthropic. 2025. System Card: Claude Opus 4.5.
- [6] Akashdeep Bhardwaj and Keshav Kaushik. 2022. Investigate financial crime patterns using graph databases. *IT Professional* 24, 4 (2022), 27–36.
- [7] Ciro Cattuto, Marco Quaggiotto, André Panisson, and Alex Averbuch. 2013. Time-varying social networks in a graph database: a Neo4j use case. In *First international workshop on graph data management experiences and systems*. 1–6.
- [8] Si-An Chen, Lesly Miculicich, Julian Eisenschlos, Zifeng Wang, Zilong Wang, Yan-fei Chen, Yasuhisa Fujii, Hsuan-Tien Lin, Chen-Yu Lee, and Tomas Pfister. 2024. Tablerag: Million-token table understanding with language models. *Advances in Neural Information Processing Systems* 37 (2024), 74899–74921.
- [9] Orri Erling, Alex Averbuch, Josep Larruba-Pey, Hassan Chafi, Andrey Gubichev, Arnau Prat, Minh-Duc Pham, and Peter Boncz. 2015. The LDBC social network benchmark: Interactive workload. In *Proceedings of the 2015 ACM SIGMOD International Conference on Management of Data*. 619–630.
- [10] Yanlin Feng, Simone Papicchio, and Sajjadur Rahman. 2025. Cypherbench: Towards precise retrieval over full-scale modern knowledge graphs in the llm era. In *Proceedings of the 63rd Annual Meeting of the Association for Computational Linguistics (Volume 1: Long Papers)*. 8934–8958.
- [11] Carlos Garcia-Hernandez, Alberto Fernandez, and Francesc Serratos. 2019. Ligand-based virtual screening using graph edit distance as molecular similarity measure. *Journal of chemical information and modeling* 59, 4 (2019), 1410–1421.
- [12] Jiawei Guan, Feng Zhang, Siqi Ma, Kuangyu Chen, Yihua Hu, Yuxing Chen, Anqun Pan, and Xiaoyong Du. 2023. Homomorphic Compression: Making Text Processing on Compression Unlimited. *Proc. ACM Manag. Data* 1, 4 (2023), 271:1–271:28.
- [13] Yang He, Ruijie Fang, Isil Dillig, and Yuepeng Wang. 2025. Graphiti: Bridging graph and relational database queries. *Proceedings of the ACM on Programming Languages* 9, PLDI (2025), 1716–1740.
- [14] Richard Henderson. 2020. Using graph databases to detect financial fraud. *Computer Fraud & Security* 2020, 7 (2020), 6–10.
- [15] Young-Chae Hong and Jing Chen. 2022. Graph database to enhance supply chain resilience for industry 4.0. *International Journal of Information Systems and Supply Chain Management (IJSSCM)* 15, 1 (2022), 1–19.
- [16] Zijin Hong, Zheng Yuan, Hao Chen, Qinggang Zhang, Feiran Huang, and Xiao Huang. 2024. Knowledge-to-sql: Enhancing sql generation with data expert llm. *arXiv preprint arXiv:2402.11517* (2024).
- [17] Edward J Hu, Yelong Shen, Phillip Wallis, Zeyuan Allen-Zhu, Yuanzhi Li, Shean Wang, Lu Wang, Weizhu Chen, et al. 2022. Lora: Low-rank adaptation of large language models. *ICLR* 1, 2 (2022), 3.
- [18] Xuanwen Huang, Yang Yang, Yang Wang, Chunping Wang, Zhisheng Zhang, Jiarong Xu, Lei Chen, and Michalis Vazirgiannis. 2022. Dgraph: A large-scale financial dataset for graph anomaly detection. *Advances in Neural Information Processing Systems* 35 (2022), 22765–22777.
- [19] Alexandru Iosup, Tim Hegeman, Wing Lung Ngai, Stijn Heldens, Arnau Prat-Pérez, Thomas Manhardt, Hassan Chafio, Mihai Capotă, Narayanan Sundaram, Michael Anderson, et al. 2016. LDBC Graphalytics: A benchmark for large-scale graph analysis on parallel and distributed platforms. *Proceedings of the VLDB Endowment* 9, 13 (2016), 1317–1328.
- [20] Fangyu Lei, Jixuan Chen, Yuxiao Ye, Ruisheng Cao, Dongchan Shin, Hongjin Su, Zhaoqing Suo, Hongcheng Gao, Wenjing Hu, Pengcheng Yin, et al. 2024. Spider 2.0: Evaluating language models on real-world enterprise text-to-sql workflows. *arXiv preprint arXiv:2411.07763* (2024).
- [21] Boyan Li, Chong Chen, Zhujun Xue, Yanan Mei, and Yuyu Luo. 2025. DeepEye-SQL: A software-engineering-inspired text-to-sql framework. *arXiv preprint arXiv:2510.17586* (2025).
- [22] Boyan Li, Yuyu Luo, Chengliang Chai, Guoliang Li, and Nan Tang. 2024. The Dawn of Natural Language to SQL: Are We Fully Ready? [Experiment, Analysis & Benchmark]. *Proc. VLDB Endow.* 17, 11 (2024), 3318–3331.
- [23] Boyan Li, Jiayi Zhang, Ju Fan, Yanwei Xu, Chong Chen, Nan Tang, and Yuyu Luo. 2025. Alpha-SQL: Zero-Shot Text-to-SQL using Monte Carlo Tree Search. In *Forty-second International Conference on Machine Learning*.
- [24] Jinyang Li, Binyuan Hui, Ge Qu, Jiaxi Yang, Binhua Li, Bowen Li, Bailin Wang, Bowen Qin, Ruiying Geng, Nan Huo, et al. 2023. Can llm already serve as a database interface? a big bench for large-scale database grounded text-to-sqls. *Advances in Neural Information Processing Systems* 36 (2023), 42330–42357.
- [25] Jinyang Li, Xiaolong Li, Ge Qu, Per Jacobsson, Bowen Qin, Binyuan Hui, Shuzheng Si, Nan Huo, Xiaohan Xu, Yue Zhang, et al. 2025. SWE-SQL: Illuminating LLM Pathways to Solve User SQL Issues in Real-World Applications. *arXiv preprint arXiv:2506.18951* (2025).
- [26] Yuanyuan Liang, Keren Tan, Tingyu Xie, Wenbiao Tao, Siyuan Wang, Yunshi Lan, and Weining Qian. 2024. Aligning Large Language Models to a Domain-specific Graph Database for NL2GQL. In *Proceedings of the 33rd ACM International Conference on Information and Knowledge Management (Boise, ID, USA) (CIKM '24)*. Association for Computing Machinery, New York, NY, USA, 1367–1377. doi:10.1145/3627673.3679713
- [27] Yuanyuan Liang, Tingyu Xie, Gan Peng, Zihao Huang, Yunshi Lan, and Weining Qian. 2024. NAT-NL2GQL: A Novel Multi-Agent Framework for Translating Natural Language to Graph Query Language. *arXiv preprint arXiv:2412.10434* (2024).
- [28] Bingchang Liu, Chaoyu Chen, Zi Gong, Cong Liao, Huan Wang, Zhichao Lei, Ming Liang, Dajun Chen, Min Shen, Hailian Zhou, et al. 2024. Mftocder: Boosting code llms with multitask fine-tuning. In *Proceedings of the 30th ACM SIGKDD Conference on Knowledge Discovery and Data Mining*. 5430–5441.
- [29] Shicheng Liu, Sina Semnani, Harold Triedman, Jialiang Xu, Isaac Dan Zhao, and Monica Lam. 2024. SPINACH: SPARQL-based information navigation for challenging real-world questions. In *Findings of the association for computational linguistics: EMNLP 2024*. 15977–16001.
- [30] Xinyu Liu, Shuyu Shen, Boyan Li, Peixian Ma, Runzhi Jiang, Yuxin Zhang, Ju Fan, Guoliang Li, Nan Tang, and Yuyu Luo. 2025. A Survey of Text-to-SQL in the Era of LLMs: Where Are We, and Where Are We Going? *IEEE Trans. Knowl. Data Eng.* 37, 10 (2025), 5735–5754.
- [31] Yifu Liu, Yin Zhu, Yingqi Gao, Zhiling Luo, Xiaoxia Li, Xiaorong Shi, Yuntao Hong, Jinyang Gao, Yu Li, Bolin Ding, et al. 2025. Xiyang-sql: A novel multi-generator framework for text-to-sql. *arXiv preprint arXiv:2507.04701* (2025).
- [32] Alan Lundgard and Arvind Satyanarayan. 2021. Accessible visualization via natural language descriptions: A four-level model of semantic content. *IEEE transactions on visualization and computer graphics* 28, 1 (2021), 1073–1083.
- [33] Costas Mavromatis, Soji Adeshina, Vassilis Ioannidis, Zhen Han, Qi Zhu, Ian Robinson, Bryan Thompson, Huzefa Rangwala, and George Karypis. 2025. BYOKG-RAG: Multi-Strategy Graph Retrieval for Knowledge Graph Question Answering. *arXiv preprint arXiv:2507.04127* (2025).
- [34] Daniel Nicora, Shahin Kamali, Khuzaima Daudjee, and Lei Chen. 2015. Hermes: Dynamic Partitioning for Distributed Social Network Graph Databases.. In *EDBT*. 25–36.
- [35] OpenAI. 2025. GPT-5 System Card. <https://cdn.openai.com/gpt-5-system-card.pdf>
- [36] Makbule Gulcin Ozsoy, Leila Messallem, Jon Besga, and Gianandrea Minneci. 2025. Text2cypher: Bridging natural language and graph databases. In *Proceedings of the Workshop on Generative AI and Knowledge Graphs (GenAIK)*. 100–108.
- [37] Mohammadreza Pourreza, Hailong Li, Ruoxi Sun, Yeounoh Chung, Shayan Taleai, Gaurav Tarlok Kakkar, Yu Gan, Amin Saberi, Fatma Ozcan, and Sercan O Arik. 2025. CHASE-SQL: Multi-Path Reasoning and Preference Optimized Candidate Selection in Text-to-SQL. In *The Thirteenth International Conference on Learning Representations*.
- [38] Shipeng Qi, Heng Lin, Zhihui Guo, Gábor Szárnyas, Bing Tong, Yan Zhou, Bin Yang, Jiansong Zhang, Zheng Wang, Youren Shen, et al. 2023. The ldbc financial benchmark. *arXiv preprint arXiv:2306.15975* (2023).
- [39] Erwin Rauch, Ali Asghar Bataleblu, Michaela Golser, Asja Emer, and Dominik T Matt. 2024. Potential of Graph Database Visualization of the Supplier Network to Increase Resilience in Multi-tier Supply Chains. In *International Scientific-Technical Conference MANUFACTURING*. Springer, 125–139.
- [40] Gábor Szárnyas, Jack Waudby, Benjamin A Steer, Dávid Szakállas, Altan Birler, Mingxi Wu, Yuchen Zhang, and Peter Boncz. 2022. The LDBC social network benchmark: Business intelligence workload. *Proceedings of the VLDB Endowment* 16, 4 (2022), 877–890.
- [41] BIRD Team et al. 2025. BIRD-Interact: Re-imagine Text-to-SQL Evaluation via Lens of Dynamic Interactions.
- [42] Christos Tjortjis. 2023. *Graph Databases: Applications on Social Media Analytics and Smart Cities*. CRC Press.
- [43] Pengfei Wang, Baolin Sun, Xuemei Dong, Yaxun Dai, Hongwei Yuan, Mengdie Chu, Yingqi Gao, Xiang Qi, Peng Zhang, and Ying Yan. 2025. Agentar-Scale-SQL: Advancing Text-to-SQL through Orchestrated Test-Time Scaling. *arXiv preprint arXiv:2509.24403* (2025).
- [44] William E Winkler. 1990. String comparator metrics and enhanced decision rules in the fellegi-sunter model of record linkage. (1990).
- [45] Yonghui Wu, Mike Schuster, Zhifeng Chen, Quoc V Le, Mohammad Norouzi, Wolfgang Macherey, Maxim Krikun, Yuan Cao, Qin Gao, Klaus Macherey, et al. 2016. Google’s neural machine translation system: Bridging the gap between human and machine translation. *arXiv preprint arXiv:1609.08144*.
- [46] An Yang, Anfeng Li, Baosong Yang, Beichen Zhang, Binyuan Hui, Bo Zheng, Bowen Yu, Chang Gao, Chengen Huang, Chenxu Lv, Chujie Zheng, Dayiheng Liu, Fan Zhou, Fei Huang, Feng Hu, Hao Ge, Haoran Wei, Huan Lin, Jialong Tang, Jian Yang, Jianhong Tu, Jianwei Zhang, Jianxin Yang, Jiaxi Yang, Jing Zhou,

- Jingren Zhou, Junyang Lin, Kai Dang, Keqin Bao, Kexin Yang, Le Yu, Lianghao Deng, Mei Li, Mingfeng Xue, Mingze Li, Pei Zhang, Peng Wang, Qin Zhu, Rui Men, Ruize Gao, Shixuan Liu, Shuang Luo, Tianhao Li, Tianyi Tang, Wenbiao Yin, Xingzhang Ren, Xinyu Wang, Xinyu Zhang, Xuancheng Ren, Yang Fan, Yang Su, Yichang Zhang, Yinger Zhang, Yu Wan, Yuqiong Liu, Zekun Wang, Zeyu Cui, Zhenru Zhang, Zhipeng Zhou, and Zihan Qiu. 2025. Qwen3 Technical Report. arXiv:2505.09388 [cs.CL] <https://arxiv.org/abs/2505.09388>
- [47] Tao Yu, Rui Zhang, Kai Yang, Michihiro Yasunaga, Dongxu Wang, Zifan Li, James Ma, Irene Li, Qingning Yao, Shanelle Roman, et al. 2018. Spider: A Large-Scale Human-Labeled Dataset for Complex and Cross-Domain Semantic Parsing and Text-to-SQL Task. In *Proceedings of the 2018 Conference on Empirical Methods in Natural Language Processing*. 3911–3921.
- [48] Xiang Zhao, Chuan Xiao, Xuemin Lin, Wenjie Zhang, and Yang Wang. 2018. Efficient structure similarity searches: a partition-based approach. *The VLDB Journal* 27, 1 (2018), 53–78.
- [49] Ziyu Zhao, Wei Liu, Tim French, and Michael Stewart. 2023. Cyspider: A neural semantic parsing corpus with baseline models for property graphs. In *Australasian Joint Conference on Artificial Intelligence*. Springer, 120–132.
- [50] Zijie Zhong, Linqing Zhong, Zhaoze Sun, Qingyun Jin, Zengchang Qin, and Xiaofan Zhang. 2024. Synthet2c: Generating synthetic data for fine-tuning large language models on the text2cypher task. *arXiv preprint arXiv:2406.10710* (2024).
- [51] Yuhang Zhou, Yu He, Siyu Tian, Yuchen Ni, Zhangyue Yin, Xiang Liu, Chuanjun Ji, Sen Liu, Xipeng Qiu, Guangnan Ye, and Hongfeng Chai. 2024. R³-NL2GQL: A Model Coordination and Knowledge Graph Alignment Approach for NL2GQL. In *Findings of the Association for Computational Linguistics: EMNLP 2024*, Yaser Al-Onaizan, Mohit Bansal, and Yun-Nung Chen (Eds.). Association for Computational Linguistics, Miami, Florida, USA, 13679–13692. doi:10.18653/v1/2024.findings-emnlp.800
- [52] Yizhang Zhu, Liangwei Wang, Chenyu Yang, Xiaotian Lin, Boyan Li, Wei Zhou, Xinyu Liu, Zhangyang Peng, Tianqi Luo, Yu Li, Chengliang Chai, Chong Chen, Shimin Di, Ju Fan, Ji Sun, Nan Tang, Fuguee Tsung, Jiannan Wang, Chenglin Wu, Yanwei Xu, Shaolei Zhang, Yong Zhang, Xuanhe Zhou, Guoliang Li, and Yuyu Luo. 2025. A Survey of Data Agents: Emerging Paradigm or Overstated Hype? *CoRR abs/2510.23587* (2025).