

Which Feedback Works for Whom? Differential Effects of LLM-Generated Feedback Elements Across Learner Profiles

Momoka Furuhashi^{1,2}, Kouta Nakayama², Noboru Kawai⁵,
Takashi Kodama², Saku Sugawara^{3,4}, and Kyosuke Takami⁵

¹ Tohoku University, Sendai, Japan

² NII LLMC, Tokyo, Japan

³ NII, Tokyo, Japan

⁴ University of Tokyo, Tokyo, Japan

⁵ Osaka Kyoiku University, Osaka, Japan

furuhashi.momoka.p4@dc.tohoku.ac.jp,

{nakayama,tkodama,saku}@nii.ac.jp,

t-kawain@e.osakamanabi.jp.

takami-k75@cc.osaka-kyoiku.ac.jp

Abstract. Large language models (LLMs) show promise for automatically generating feedback in education settings. However, it remains unclear how specific feedback elements, such as tone and information coverage, contribute to learning outcomes and learner acceptance, particularly across learners with different personality traits. In this study, we define six feedback elements and generate feedback for multiple-choice biology questions using GPT-5. We conduct a learning experiment with 321 first-year high school students and evaluate feedback effectiveness using two learning outcomes measures and subjective evaluations across six criteria. We further analyze differences in how feedback acceptance varies across learners based on Big Five personality traits. Our results show that effective feedback elements share common patterns supporting learning outcomes, while learners’ subjective preferences differ across personality-based clusters. These findings highlight the importance of selecting and adapting feedback elements according to learners’ personality traits when we design LLM-generated feedback, and provide practical implications for personalized feedback design in education.

Keywords: Large Language Models · LLM-Generated Feedback · Learner Perceptions · Big Five Personality Traits · K-12 Education

1 Introduction

In educational settings, feedback plays a crucial role in bridging the gap between learners’ responses and correct answers, with substantial impacts on learning outcomes [11,32]. Although adaptive and personalized feedback is highly effective [30], it remains challenging to provide such feedback at scale when it

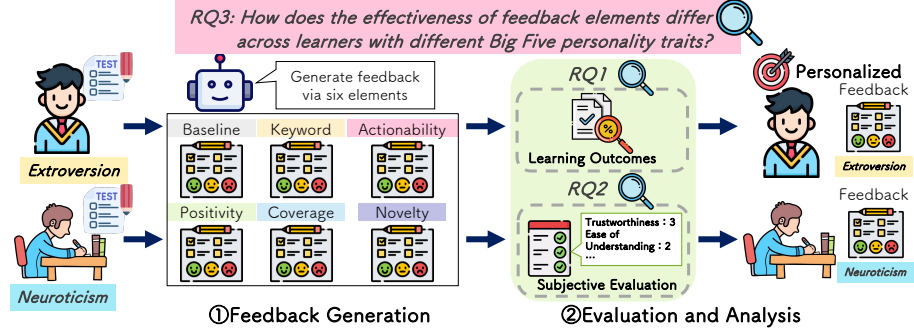


Fig. 1. Overview of this study. First, we define six feedback elements related to feedback content and generate feedback using GPT-5. Next, based on data from 321 participants, we analyze learning outcomes using two complementary measures of correctness and subjective evaluations across six criteria. Finally, we examine which feedback elements are more favorably received across learners with different Big Five personality traits.

relies primarily on educators’ manual effort, particularly in large or resource-constrained educational settings [17]. As class size increases and time for individualized feedback becomes limited, large language models (LLMs) have attracted growing interest as a flexible and cost-effective approach to automatic feedback generation [12,24]. However, previous studies [3,9,25] focus on coarse-grained comparisons (e.g., human vs LLM-generated). As a result, the influence of fine-grained design aspects of LLM-generated feedback, such as tone and the level of information coverage on learners, remains underexplored. Moreover, although prior studies [2,5] indicate that the effectiveness of feedback varies by learner characteristics, such individual differences have received limited attention in studies of LLM-generated feedback. In this context, learner characteristics refer to factors such as prior achievement and personality traits [22].

To address the limited consideration of learner characteristics and the unclear effects of feedback elements in LLM-generated feedback, we pose the following three research questions (RQs):

- *RQ1: Which feedback elements support learners in moving closer to correct answers during answer revision?*
- *RQ2: Which feedback elements contribute to learners’ subjective evaluations?*
- *RQ3: How does the effectiveness of feedback elements differ across learners with different Big Five personality traits?*

We investigate these questions through the three-step workflow in Fig. 1. First, we define six feedback elements related to feedback content, such as content granularity and tone, based on Borges et al. [6]. We then generate feedback that reflects these elements using GPT-5 [21]. We apply this feedback to multiple-choice biology questions. Next, through an experiment with 321 first-year high school students, we analyze the effects of feedback on learning outcomes and subjective evaluations (*RQ1*, *RQ2*). We evaluate learning outcomes based on

learners’ ability to reach correct answers using two complementary measures. We also collect subjective evaluations across six criteria, such as trustworthiness and ease of understanding. Finally, we analyze differences in subjective evaluations across learners with different Big Five personality traits (*RQ3*).

Our results indicate that effective feedback depends on how clearly it directs learners’ attention to task-relevant points and how comprehensively it covers key aspects of the task. Subjective evaluations further suggest that learners favor feedback that is practical and easy to apply. In addition, we find that preferred feedback characteristics vary across personality profiles. This suggests that learners differ in how they perceive and utilize feedback. These findings align with prior research [11,15,16,32] and indicate the potential for personalizing LLM-generated feedback based on learner characteristics.

The contributions of this study are as follows:

- We control several feedback elements using state-of-the-art LLM and empirically evaluate their effects with students.
- We examine the effectiveness of LLM-generated feedback in terms of both learning outcomes and learners’ subjective evaluations.
- We demonstrate that learners’ feedback preferences differ across personality profiles derived from the Big Five, and these findings suggest the usefulness of LLMs for delivering personalized feedback.

2 Related Work

2.1 Feedback

Feedback helps learners bridge the gap between their current state and their learning goals, and it can be provided in various forms, such as simple indications of correctness and elaborated explanations that provide written guidance [11,20,32]. These studies conceptualize feedback as a multi-dimensional construct that encompasses both content-related elements (e.g., level of elaboration and explanatory detail) and delivery-related criteria (e.g., timing and modality). In this study, we focus specifically on content-related elements that determine the granularity and informational richness of feedback provided to learners.

2.2 Feedback Generation

Prior to the emergence of LLMs, intelligent tutoring systems (ITSs) extensively investigated feedback generation using rule-based and model-based approaches to provide adaptive and personalized instructional support [14,29,30]. These approaches allow ITSs to generate targeted explanations and guidance based on learners’ responses and problem-solving states. Building on this line of research, recent studies have begun to integrate LLM-generated feedback into classroom settings and examine its effects on learning outcomes and learner motivation [7,10,13]. However, many previous studies rely on coarse-grained comparisons

(e.g., humans vs LLM-generated) [9,25]. As a result, even when multiple types of feedback are generated and presented to learners, these studies do not disentangle how individual feedback elements contribute to learners’ interpretation or use of feedback when they revise their responses. In addition, Borges et al. [6] propose ten design elements for LLM-generated feedback, such as tone and information coverage. However, how these elements affect learners’ learning outcomes and subjective evaluations remains empirically unexamined. In this study, we examine how these elements contribute to learning outcomes and subjective evaluations from an individual profile perspective.

2.3 Big Five

Research on individual differences has long examined variability in learners’ behavior and cognition. The Big Five personality trait model (Openness, Conscientiousness, Extraversion, Agreeableness, and Neuroticism) is widely adopted as a framework for describing individual differences in behavior and cognition [18]. In educational research, the Big Five traits are commonly used to characterize learners, and prior work [22] reports associations between these traits, learning motivation, and academic achievement. Previous studies [2,5,26] further suggest that personality traits influence learners’ preferences for instructional support and feedback-seeking behaviors, which in turn shape how feedback is interpreted and used during learning. In contrast, recent research on LLM-generated feedback generation has primarily focused on personalization and adaptive support. However, how learner personality shapes the perception and acceptance of feedback content remains underexplored [23]. In this study, we analyze the relationship between learners’ Big Five personality traits and their subjective evaluations of LLM-generated feedback.

3 Feedback Elements

We define six feedback elements based on Borges et al. [6], including a baseline method. First, we define this baseline for feedback generation. Next, we examine feedback generation using all ten elements defined by Borges et al. [6]. We find substantial content overlap when all elements are implemented independently. Therefore, we select five elements with clearly distinguishable characteristics. Each element adds a specific pedagogical intention to a common *Baseline*.

Baseline We use this method as the reference condition for comparison across feedback elements. This explicitly indicates whether the learner’s response is correct or incorrect and provides a standard explanation aimed at bridging gaps in the learner’s knowledge and reasoning. For example, “Your answer is incorrect. During hypoglycemia, blood glucose levels are increased through sympathetic nervous system activation and the secretion of glucose-raising hormones.”

Keywords This design focuses on the effect of information granularity on learner understanding. Rather than presenting keywords alone, the feedback highlights particularly important terms within the explanation using brackets. For example, “In option (2), the listed 【parasympathetic nervous system】 is responsible for promoting digestion and absorption.”

Actionability This approach investigates the impact of instructional specificity on answer revision. Because abstract guidance may make it difficult for learners to judge how to improve their responses, the feedback presents concrete revision steps and checklists that explicitly indicate what should be reviewed. For example, learners are guided to check “(1) the detecting organ, (2) the involved nervous system, and (3) the hormones and their secretion sites.”

Novelty This approach explores the effect of introducing information beyond the learned content. Regardless of whether the answer is correct, the feedback provides advanced perspectives, for example, “In university-level endocrinology, this endocrine axis is understood as integrating diverse stress responses.”

Coverage This approach examines how informational completeness influences learner understanding. Rather than focusing on a single aspect, the feedback describes all logical elements required to reach the correct answer. For example, it prompts learners to consider three aspects: “adrenal gland functions, nervous system roles, and hormone effects on blood glucose levels.”

Positivity This approach investigates the influence of affective factors on learning. In addition to pointing out errors, the feedback incorporates positive expressions, such as praise for partially correct reasoning and encouraging comments. For example, it states, “It is a great insight to focus on the role of the pancreas in blood glucose regulation. Let’s review the related hormones and neural pathways to make your answer even stronger.”

4 Experience

4.1 Participants

Nine high school basic biology classes participated in this study. We obtained consent from 321 students for their cooperation and for the use of their learning logs. The learning activity was assigned as winter-break homework. Participation and consent to data use were voluntary, and students were informed that declining consent would have no academic consequences. This study was approved by the ethics committees of our university and research institute.

4.2 Dataset

We use the biology subset of the dataset released by Takami et al. [27], which is derived from Japan’s National Center Test for University Admissions. The

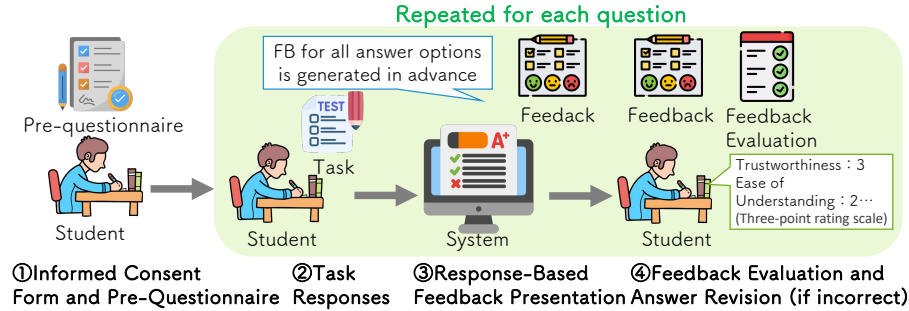


Fig. 2. Overview of the experimental procedure. Participants first provide informed consent and complete a pre-questionnaire. They then answer the task questions and evaluate feedback using a three-point scale across six criteria, such as trustworthiness and expression quality. If they mistake in their responses, they repeat the cycle of answering, reviewing the feedback, and evaluating it until they reach the correct solution.

dataset consists of multiple-choice questions, in which students read a question prompt and select one or more correct answers. We exclude multiple-answer questions because the number of possible answer combinations is excessively large. Although the dataset covers the full biology subject, the participants are first-year high school students who have not yet completed all biology units. Therefore, we extract questions corresponding to the basic biology curriculum that the participants have already studied through a two-stage filtering process involving LLMs and expert humans. First, we use GPT-5 [21] to identify questions related to the basic biology curriculum from the full set of biology questions. Specifically, we include key topics from the national curriculum guidelines [1] for basic biology in the prompt and instruct the model to extract questions that correspond to these topics. As a result, 33 questions are selected from the original set of 101 questions. Next, two domain experts in biology education conduct further filtering. They review the questions to ensure that they are appropriate as homework and aligned with the participants’ completed curriculum. Based on their expert review and agreement, we finally select seven questions.

4.3 Learning Data Collection

Fig. 2 shows the overall experimental procedure. First, we explain the purpose of the study and the handling of collected data. After obtaining informed consent, participants complete a pre-questionnaire administered via Google Forms. The questionnaire includes a Japanese Big Five personality scale [19], along with items assessing participants’ experience with LLMs and background in basic biology. Next, participants access a web-based system developed by the authors using their assigned student IDs and passwords. Fig. 3 shows the user interface of the system. After logging in, participants view a list of tasks and can select questions to answer. The order in which the questions are presented is random-

9-50 (Students' ID) List of Tasks Logout

問題一覧 ログアウト

問1 (Question1)

細胞に関する次の文章を読み、下の問いに答えよ。

図1は、細胞分裂中のある真核細胞の大きさ(細胞) および核1個あたりのDNA(デオキシリボ核酸)の時間経過に伴う変化をグラフにしたものである。細胞は時間経過、細胞は細胞の大きさ(細胞) または核1個あたりのDNA(デオキシリボ核酸)を増加している。ただし、核あたりのDNA量は、細胞が複製されない期間に一定であり、その期間は染色体の複製を待っている状態である。

図1において、複製した染色体が観察され始める時期、および細胞分裂が完了する時期は、それぞれA-Eのどれに対応するか。その組合せとして最も適切なものを、次の①-⑤のうちから一つ選べ。

Figure 1 shows changes in cell size and DNA amount per nucleus during mitosis.

Based on Figure 1, identify the time points (A-E) corresponding to

(1) the onset of chromosome condensation and

(2) the completion of cytokinesis.

Select the most appropriate combination.

解答を選択してください (Select the most appropriate combination.)

☐ ① AB

☐ ② AE

☐ ③ BD

☐ ④ BE

☐ ⑤ CD

☐ ⑥ CE

回答する (Submit Your Answer)

問題一覧に戻る (Back to List of Tasks)

This element represents **Positivity** (not shown to students).

×不正解です
複製した染色体が観察され始める時期を「カ」と正しく特定できている点は素晴らしいです！DNA量が2倍になった後に染色体複製が起これという情報は重要ですね。細胞分裂が完了する時期については、図1の細胞の大きさが減るグラフに注目してください。細胞分裂では、細胞が2つに分かれる際に細胞の体積がどのように変化するかを考えると、分裂完了のタイミングが読み取れます。グラフ上で細胞の大きさが元の半分まで減った時点まで、もう一度確認してみましょう！

× Incorrect
It is good that you correctly identified point A as the time when chromosome condensation begins!!
However, regarding the completion of cytokinesis, the correct timing is point E.
Although DNA replication occurs before chromosome condensation, cytokinesis occurs when the cell divides into two daughter cells.
By observing how the cell volume changes, you can determine the timing of cell division!
Let's take another look at the graph showing changes in cell size.

アンケートにご協力ください (Please complete the following questionnaire.)

このフィードバックの説明は簡単でした (The explanation was easy to understand.)

☐ 簡単でした ☐ どちらとも言いえない ☐ 簡単すぎた

このフィードバックから、何を勉強・改善すればよいのか分かった (This feedback helped me understand what I should review.)

☐ 分かった ☐ どちらとも言いえない ☐ 分かった

このフィードバックで、この問題で理解すべきポイントが明確になった (This feedback clarified the key points needed to understand this task.)

☐ 明確になった ☐ どちらとも言いえない ☐ 明確になった

このフィードバックから、新しい知識や考え方が得られた (This feedback provided me with new knowledge or perspectives.)

☐ 得られた ☐ どちらとも言いえない ☐ 得られた

このフィードバックの表現の仕方があると思った (I think the way this feedback was presented was good.)

☐ そう思う ☐ どちらとも言いえない ☐ そう思う

このフィードバックの内容は信頼できると感じた (I felt that the content of this feedback was trustworthy.)

☐ 信頼できない ☐ どちらとも言いえない ☐ 信頼できる

次問に進む (Submit and continue)

Fig. 3. User interface of the system used in this study. Participants read the question prompt, select an answer option, and submit their response. The system then provides feedback, which participants evaluate using a three-point scale across six criteria. This example shows *Positivity*.

ized for each participant. They then submit their responses and immediately receive feedback corresponding to their selected option, which we generated in advance using GPT-5 [21]. After reviewing the feedback, they evaluate it using a three-point scale across the following six criteria that assess the perceive reliability of feedback (Trustworthiness), its usefulness as a guide for answer revision (Review Guideline), the quality of expression (Expression Quality), each of comprehension (Ease of Understanding) , clarity of questions' key points (Key Points Clarity), and the extent to which it provides new or additional knowledge (New Knowledge). We design these criteria to reflect the key characteristics of each element. Participants iteratively revise their responses and review and evaluate the feedback until they reach the correct solution. Throughout this process, we collect all responses, feedback histories, and evaluation results as learning logs.

5 Results

We first analyze the effects of feedback elements on learning outcomes and subjective evaluations across all participants. We then examine how the effects of elements vary depending on their participants' personality traits.

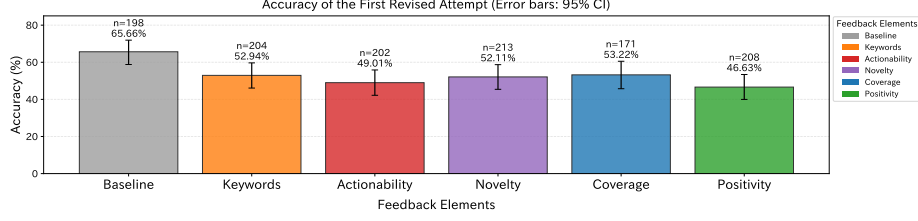


Fig. 4. Accuracy of the first revised attempt. *Baseline*, *Coverage*, and *Keywords* are the most effective methods for supporting answer revision, in this order.

To investigate *RQ1: Which feedback elements support learners in moving closer to correct answers during answer revision?*, we analyze the effects of feedback elements on learning outcomes. To assess the difficulty of the tasks, we compute the accuracy of learners’ initial responses across all participants, which is 45.7%. This indicates that the tasks are of an appropriate level of difficulty.

We aim to identify feedback elements that lead learners to correct answers. To this end, we focus on participants whose first response is incorrect and compute the accuracy of their revised responses after receiving feedback. Fig. 4 shows the accuracy of the first revised attempt for each element. This accuracy ranges from 46.63% to 65.66%, indicating that *Baseline*, *Coverage*, and *Keywords* are the most effective elements for supporting answer revision, in this order.

We also aim to evaluate how efficiently participants reach the correct answer. Because the design of our experiment allows participants to receive feedback repeatedly until they reach the correct answer, we define Effectiveness using the maximum number of allowed attempts N and the number of attempts required to reach the correct answer s , as follows:

$$\text{Effectiveness} = 1 - \frac{s}{N}. \quad (1)$$

A higher value of Effectiveness indicates that the element is more effective in supporting answer revision. We compute Effectiveness for each element and compare differences in learning outcomes across them using this metric. The top three methods in terms of Effectiveness are *Baseline*, *Coverage*, and *Keywords*, which is consistent with the results shown in Fig. 4. We analyze these results. *Baseline* yields the highest learning gains because it clearly shows both what needs to be corrected and how to revise responses. *Coverage* ranks second, as it provides comprehensive information but spreads learners’ attention across multiple points. *Keywords* highlights important issues and helps learners identify what requires revision, but offers limited guidance on how to revise, which may explain its lower impact on learning outcomes.

5.1 Overall Feedback Evaluation Results

To investigate *RQ2: Which feedback elements contribute to learners’ subjective evaluations?*, we analyze participants’ subjective evaluations. Fig. 5 shows the

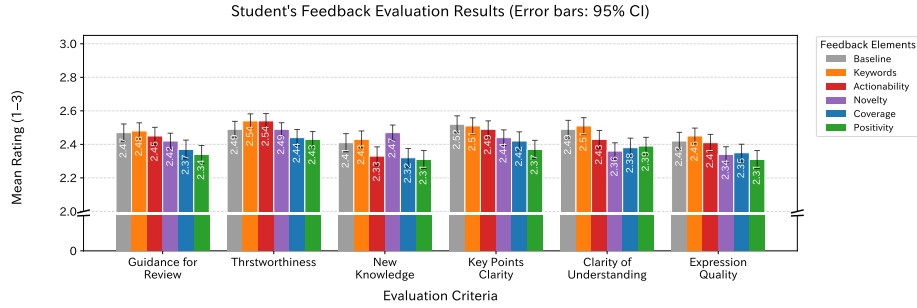


Fig. 5. Results of the subjective evaluations for each feedback element. *Keywords*, *Baseline*, and *Actionability* tend to receive higher ratings across many criteria.

subjective evaluation results for each element. First, to examine the coherence of the evaluation metric, we aggregate participants' evaluations of each feedback element across all six criteria and conduct a correlation analysis among the criteria. Spearman's rank correlation analysis reveals moderate to strong positive correlations among all criteria ($\rho = 0.58-0.76$). This result suggests that learners' subjective evaluations across criteria tend to be correlated.

We analyze which elements are rated higher. *Keywords* ranks first in four of the six criteria and appears in the top three for all criteria. *Baseline* and *Actionability* also rank within the top three for all and five criteria, respectively.

In summary, *Baseline* and *Keywords* are highly rated from both learning outcome and subjective perspectives. In contrast, *Coverage* shows stronger effects on learning outcomes, whereas *Actionability* receives higher subjective evaluations. *Positivity* receives relatively low ratings on both dimensions.

5.2 Subjective Feedback Evaluation by Big Five Personality Traits

To investigate *RQ3: How does the effectiveness of feedback elements differ across learners with different Big Five personality traits?*, we examine how learners' subjective feedback evaluations of feedback elements vary by their Big Five traits.

Clustering of Learners' Personality Traits We examine how learners with different combinations of Big Five personality traits evaluate feedback elements. First, we compute the scale score for each of the Big Five personality traits from a pre-questionnaire. We represent each learner as a five-dimensional personality vector and apply k-means clustering to group learners with similar personality profiles. The elbow method indicates that three or four clusters are appropriate. Based on interpretability and consistency with previous studies [4,26,31], we adopt three clusters. Fig. 6 shows the profiles of the three learner clusters. Cluster 0 shows relatively high extraversion and agreeableness and lower levels of openness and conscientiousness. Cluster 1 is characterized by notably low

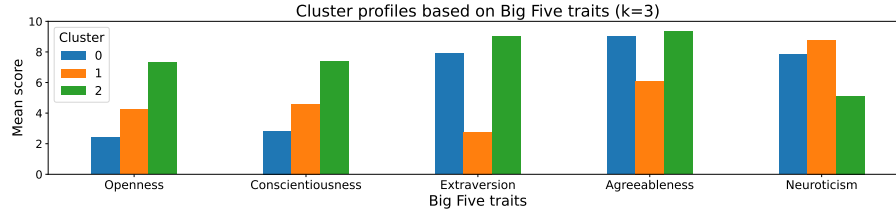


Fig. 6. Profiles of three learner clusters based on Big Five traits. Cluster 0 shows high Agreeableness and Extraversion, along with low Openness and Conscientiousness. Cluster 1 is characterized by higher Neuroticism and lower Extraversion than the other clusters. Cluster 2 exhibits high levels across all traits except Neuroticism.

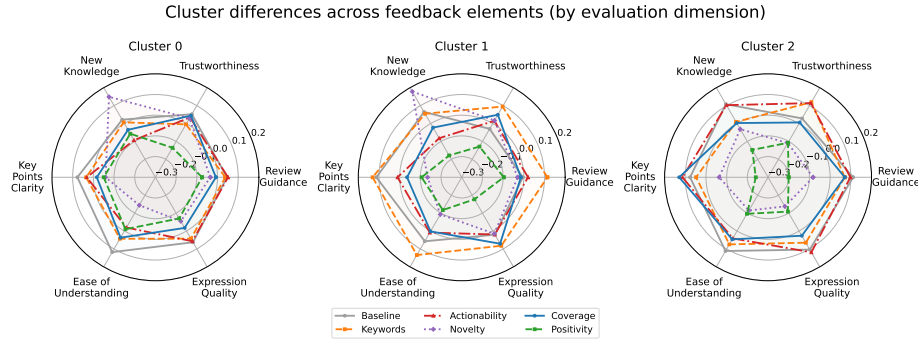


Fig. 7. Feedback evaluation results by cluster. Values are standardized for each learner and each evaluation dimension. In Cluster 0, trustworthiness scores are similar across all feedback elements. In Cluster 1, *Keywords* receives high ratings, while in Cluster 2, *Keywords*, *Baseline*, and *Actionability* receive high ratings.

extraversion and relatively high neuroticism. Cluster 2 shows high levels of openness, conscientiousness, and agreeableness.

Results of Subjective Feedback Evaluation by Cluster Fig. 7 shows evaluation results for each cluster. The values are based on standardized three-point scores for each criterion at the individual learner level. Overall, highly rated feedback elements differ across clusters. Cluster 0 and Cluster 1 rate New Knowledge within *Novelty* higher than other criteria and elements, whereas this tendency does not appear in Cluster 2. Across all clusters, *Positivity* consistently receives lower ratings. In Cluster 0, Trustworthiness scores are similar across all feedback elements, and *Baseline*, *Keywords*, and *Actionability* receive stable evaluation across all criteria. In Cluster 1, *Keywords* is consistently rated highly across all criteria, while *Positivity* and *Novelty* receive low ratings for Ease of Understanding and Key Points Clarity. In Cluster 2, learners rate *Baseline*, *Keywords*, *Actionability*, and *Coverage* highly.

To examine whether evaluation patterns differ significantly across clusters, we conduct Kruskal–Wallis tests with cluster as the independent factor for each evaluation criterion. The results indicate significant differences among clusters for all six criteria ($p < .05$). We then perform Dunn’s post hoc tests with Bonferroni correction. For Trustworthiness, significant differences are observed between Cluster 1 and Cluster 0, and between Cluster 1 and Cluster 2 (both $p < .01$). Significant differences are also observed between Cluster 1 and the other clusters for New Knowledge and Expression Quality. In contrast, no significant differences are observed for Review Guidance.

6 Discussion

We examine how different feedback elements influence learning outcomes and learners’ subjective evaluations, as well as how these effects vary by learners’ personality traits. Overall, these results indicate that feedback effectiveness depends not only on the informational content of feedback but also on how learners perceive and interpret it. Furthermore, the findings suggest that learners differ in their preferred feedback characteristics, highlighting the importance of considering individual differences when we design LLM-generated feedback.

6.1 Interpretation of Feedback Element Effects

In terms of learning outcomes, feedback elements that provide explicit indications of what should be improved and an appropriate level of guidance—most notably *Baseline*—lead to higher performance, followed by *Coverage* and *Keywords*. These patterns align with prior findings that effective feedback specifies clear targets for improvement and provides sufficient guidance to support revision [8,11]. Regarding subjective evaluations, *Baseline*, *Keywords*, and *Actionability* receive high ratings, which suggests that learners favor feedback that is concentrate and focused. In contrast, *Coverage* and *Positivity* receive lower ratings, which is consistent with evidence that information-heavy or praise-oriented feedback does not necessarily enhance learning or motivation [11,32].

6.2 Personality-aware Interpretation of Feedback Evaluation

We show that feedback acceptance differs across Big Five-based learner clusters. Learners with relatively high extraversion and agreeableness (Cluster 0) appear to place greater emphasis on the validity and trustworthiness of feedback, rather than on emotional support or novelty. They prefer feedback elements such as *Baseline* and *Keywords*, which emphasize clear rationales and directions for revision. This pattern suggests that such learners view feedback primarily as a form of learning support that helps them solve problems, rather than as expressive or affective input. Learners with low extraversion and high neuroticism (Cluster 1) show lower preferences for *Positivity* and *Novelty*, while rating *Keywords* and *Baseline* relatively highly. This pattern aligns with prior findings indicating that

learners high in neuroticism tend to experience higher anxiety and prefer feedback that provides clear cues and imposes a low cognitive load [15]. Learners with high openness, conscientiousness, and agreeableness (Cluster 2) appear to accept a wide range of feedback elements and show a particular preference for explanations, such as *Actionability*. This tendency is consistent with evidence that these traits are associated with intellectual curiosity and academic achievement [16]. In summary, these results indicate that feedback acceptance is not uniform across learners but varies systematically with personality traits.

6.3 Implications for LLM-Based Educational Systems

Our findings show that learners’ responses to LLM-generated feedback largely align with patterns reported in previous studies. This suggests that established principles of effective feedback remain applicable when feedback is generated by LLMs. Accordingly, there is room to further advance personalized feedback design in LLM-based educational systems by taking learner characteristics into account. Recent work [28] in natural language processing has explored the use of LLMs to simulate student behavior and to evaluate the quality of generated feedback and instructional hints. Our results suggest that such simulations can support large-scale, low-cost examinations of how different feedback elements are evaluated by learners with diverse characteristics, enabling more systematic accumulation of knowledge about effective feedback design and supporting the development of personalized LLM-generated feedback beyond what is feasible through manual evaluation alone.

6.4 Limitations

This study has several limitations. First, we focus exclusively on biology tasks with a limited number of questions. Therefore, the generalizability of our findings to other subject domains or learning contents remains unclear. Second, we cannot account for question-level accuracy in the current feedback design. Incorporating question difficulty may enable more adaptive feedback for K-12 learners. Third, we use only GPT-5 to generate feedback. It is unclear whether feedback generated by other LLMs would yield similar effects. Fourth, our analysis focuses on learners’ personality traits and does not account for other learner characteristics, such as prior knowledge and learning elements. These factors may also influence learners’ acceptance of feedback. In addition, we rely on learners’ self-reported subjective evaluations, which may be influenced by situational factors or temporary impressions. Moreover, the clustering results based on the Big Five traits may depend on the sample composition and analytical methods. Further validation across different datasets is needed to assess the robustness of these findings. Future work should examine a broader range of subject domains, learning environments, models, and learner characteristics to further assess the generalizability and validity of our results.

7 Conclusion

We define six feedback elements for multiple-choice questions in high school biology and examine their effectiveness through a learning experiment with 321 first-year high school students. We find that feedback elements that improve learners’ progress toward correct answers during revision share common pedagogical patterns. In contrast, feedback elements that contribute to learners’ subjective evaluations differ across individuals, and these preferences vary across personality-based clusters derived from the Big Five traits. These findings highlight the importance of incorporating learners’ profile such as personality traits into the design of adaptive LLM-generated feedback.

Acknowledgments. This work was supported by JST FOREST Grant Number JPMJFR232R, JST BOOST Grant Number JPMJBS2421, JPMJBY24D9 and JSPS KAKENHI Grant Numbers JP23K17012, JP23K25698. In this work, we used the “mdx: a platform for building data-empowered society”.

References

1. High school course of study commentary: Science [in japanese], https://www.mext.go.jp/component/a_menu/education/micro_detail/___icsFiles/afildfile/2010/01/29/1282000_6.pdf
2. Alevan, V., McLaren, B.M., Roll, I., Koedinger, K.: Toward Meta-cognitive Tutoring: A Model of Help Seeking with a Cognitive Tutor. *Int. J. Artif. Intell. Educ.* **16**, 101–128 (2006)
3. Asadi, M., Ebadi, S., Mohammadi, L.: The impact of integrating ChatGPT with teachers’ feedback on EFL writing skills. *Thinking Skills and Creativity* **56**, 101766 (2025)
4. Asendorpf, J.B.: The puzzle of personality types (2002)
5. Bidjerano, T., Dai, D.Y.: The relationship between the big-five model of personality and self-regulated learning strategies. *Learning and Individual Differences* **17**, 69–81 (2007)
6. Borges, B., Tandon, N., Käser, T., Bosselut, A.: Let Me Teach You: Pedagogical Foundations of Feedback for Language Models. In: *Proceedings of the 2024 Conference on Empirical Methods in Natural Language Processing*. pp. 12082–12104. Association for Computational Linguistics, Miami, Florida, USA (Nov 2024). <https://doi.org/10.18653/v1/2024.emnlp-main.674>
7. Dai, W., Lin, J., Jin, H., Li, T., Tsai, Y.S., Gašević, D., Chen, G.: Can Large Language Models Provide Feedback to Students? A Case Study on ChatGPT. In: *2023 IEEE International Conference on Advanced Learning Technologies (ICALT)*. pp. 323–325 (2023). <https://doi.org/10.1109/ICALT58122.2023.00100>
8. Dawson, P., Henderson, M., Mahoney, P., Phillips, M., Ryan, T., Boud, D., Molloy, E.: What makes for effective feedback: Staff and student perspectives. *Assessment & Evaluation in Higher Education* **44**(1), 25–36 (2019)
9. Escalante, J., Pack, A., Barrett, A.J.: AI-generated feedback on writing: insights into efficacy and ENL student preference. *International Journal of Educational Technology in Higher Education* **20**, 1–20 (2023)

10. Giannakos, M.N., Azevedo, R., Brusilovsky, P., Cukurova, M., Dimitriadis, Y.A., Leo, D.H., Järvelä, S., Mavrikis, M., Rienties, B.: The promise and challenges of generative AI in education. *Behaviour & Information Technology* **44**, 2518 – 2544 (2024)
11. Hattie, J., Timperley, H.: The Power of Feedback. *Review of Educational Research* **77**(1), 81–112 (2007). <https://doi.org/10.3102/003465430298487>
12. Kasneci, E., Seßler, K., Küchemann, S., Bannert, M., Dementieva, D., Fischer, F., Gasser, U., Groh, G., Günnemann, S., Hüllermeier, E., et al.: ChatGPT for good? On opportunities and challenges of large language models for education. *Learning and individual differences* **103**, 102274 (2023)
13. Kinder, A., Briese, F.J., Jacobs, M., Dern, N., Glodny, N., Jacobs, S., Leßmann, S.: Effects of adaptive feedback generated by a large language model: A case study in teacher education. *Computers and Education: Artificial Intelligence* **8**, 100349 (2025)
14. Kochmar, E., Vu, D.D., Belfer, R., Gupta, V., Serban, I., Pineau, J.: Automated Personalized Feedback Improves Learning Gains in An Intelligent Tutoring System. *Artificial Intelligence in Education* **12164**, 140 – 146 (2020)
15. Komarraju, M., Karau, S.J.: The relationship between the big five personality traits and academic motivation. *Personality and individual differences* **39**(3), 557–567 (2005)
16. Komarraju, M., Karau, S.J., Schmeck, R.R.: Role of the Big Five personality traits in predicting college students’ academic motivation and achievement. *Learning and individual differences* **19**(1), 47–52 (2009)
17. Maier, U., Klotz, C.: Personalized feedback in digital learning environments: Classification framework and literature review. *Computers and education: Artificial intelligence* **3**, 100080 (2022)
18. McCrae, R.R., John, O.P.: An introduction to the five-factor model and its applications. *Journal of personality* **60**(2), 175–215 (1992)
19. Murakami, N., Murakami, C.: Scale Construction of a Big Five Personality Inventory [in Japanese]. *Japanese Journal of Personality* **6**(1), 29–39 (1997)
20. Narciss, S.: Feedback Strategies, pp. 1289–1293. Springer US, Boston, MA (2012). https://doi.org/10.1007/978-1-4419-1428-6_283
21. OpenAI: OpenAI GPT-5 System Card (2025), <https://arxiv.org/abs/2601.03267>
22. Poropat, A.E.: A meta-analysis of the five-factor model of personality and academic performance. *Psychological bulletin* **135**(2), 322 (2009)
23. Sharma, S., Mittal, P., Kumar, M., Bhardwaj, V.: The role of large language models in personalized learning: a systematic review of educational impact. *Discover Sustainability* **6**(1), 1–24 (2025)
24. Stamper, J., Xiao, R., Hou, X.: Enhancing llm-based feedback: Insights from intelligent tutoring systems and the learning sciences. In: *International Conference on Artificial Intelligence in Education*. pp. 32–43. Springer (2024)
25. Steiss, J., Tate, T., Graham, S., Cruz, J., Hebert, M., Wang, J., Moon, Y., Tseng, W., Warschauer, M., Olson, C.B.: Comparing the quality of human and ChatGPT feedback of students’ writing. *Learning and Instruction* **91**, 101894 (2024)
26. Takami, K., Flanagan, B., Dai, Y., Ogata, H.: Personality-based tailored explainable recommendation for trustworthy smart learning system in the age of artificial intelligence. *Smart Learning Environments* **10**(1), 65 (2023)
27. Takami, K., Sekine, S., Miyao, Y.: Evaluating Local LLMs on Japanese National University Entrance Examination Dataset in Comparison with Student Performance. In: Mills, C., Alexandron, G., Taibi, D., Bosco, G.L., Paquette, L. (eds.)

- Proceedings of the 18th International Conference on Educational Data Mining, pp. 582–585. International Educational Data Mining Society, Palermo, Italy (July 2025). <https://doi.org/10.5281/zenodo.15870238>
28. Tonga, J.C., Clement, B., Oudeyer, P.Y.: Automatic generation of question hints for mathematics problems using large language models in educational technology. arXiv preprint arXiv:2411.03495 (2024)
 29. VanLehn, K.: The Relative Effectiveness of Human Tutoring, Intelligent Tutoring Systems, and Other Tutoring Systems. *Educational Psychologist* **46**, 197 – 221 (2011)
 30. Villegas-Ch, W., Buenano-Fernandez, D., Navarro, A.M., Mera-Navarrete, A.: Adaptive intelligent tutoring systems for STEM education: analysis of the learning impact and effectiveness of personalized feedback. *Smart Learning Environments* **12**(1), 41 (2025)
 31. Wall, H.J., Campbell, C.C., Kaye, L.K., Levy, A., Bhullar, N.: Personality profiles and persuasion: An exploratory study investigating the role of the Big-5, Type D personality and the Dark Triad on susceptibility to persuasion. *Personality and Individual Differences* **139**, 69–76 (2019)
 32. Wisniewski, B., Zierer, K., Hattie, J.: The power of feedback revisited: A meta-analysis of educational feedback research. *Frontiers in psychology* **10**, 487662 (2020)

A Prompt

In this study, we use three types of prompts to generate feedback (A.1, A.2, A.3). The Prompt for Feedback Generation (A.1) serves as the base prompt for feedback generation, into which the pedagogical elements (A.2), detailed instructions (A.3), and task-specific information such as questions and choices are provided as inputs. The Pedagogical Elements prompt (A.2) defines the six feedback elements examined in this study. Detailed descriptions of each element and their intended roles in feedback generation are provided in the Detailed Instruction prompt (A.3). Within the prompts, `baseline`, `applicability_of_instructions`, `keyword`, `information_novelty`, `target_coverage`, and `positive` correspond to `Baseline`, `Actionability`, `Keywords`, `Novelty`, `Coverage`, and `Positivity`, respectively.

Prompt A.1: Prompt for Feedback Generation

You are an experienced high-school biology teacher with 10 years of experience preparing students for university entrance exams.
Produce concise, diagnostic feedback in Japanese for a student’s answer to a multiple-choice biology (生物基礎) question.
Context: All Pedagogical Elements
Below is the complete list of pedagogical elements. Each entry uses the format:

- name: <element name>
- status: APPLY | DO_NOT_APPLY
- instruction: <detailed instruction text>

{all_elements_text}

Task: Selected Elements

You must ONLY apply elements whose status is APPLY in the block above. Ignore any entry marked DO_NOT_APPLY.

The subset to focus on for this item is marked as APPLY in the block. ({selected_elements})

Output requirements (strict)

- Language: Japanese.
- Style: Supportive yet academically rigorous.
- Structure: produce **3–5 sentences** total written as continuous prose (no section headers, no labels).
- 1. Assessment — 1 sentence: acknowledge correct understanding **or** identify the core misconception (shaped by the selected element).
- 2. Reasoning Guide — 2–3 sentences: explain or guide thinking using the element's approach.
- 3. Action Step — 1 sentence: a concrete next-step aligned with the element.

- Do NOT reveal the correct answer directly or write "正解は～" / "不正解" in a way that discloses the key fact.

- Length: 3–5 sentences total.

- Tone: supportive, challenging, factual.

- If images are provided, explicitly incorporate them into the reasoning.

- Do NOT include greetings, apologies, or meta-commentary.

- Remain factually accurate and avoid misleading claims.

Output self-check

After composing the three-part prose, internally ensure (and then output) that:

- Total sentences between 3 and 5.
- No section headers or labels present.
- The correct answer is not directly stated.

If any check fails, correct the output before returning.

Input (fill these fields)

Question: {question}

Choices: {choices}

Correct answer (for reference; do not reveal): {correct_answer}

Student choice: {student_answer}

Generate feedback now:

(Produce only the final 3–5 sentence Japanese prose that meets the constraints.)

Prompt A.2: Pedagogical Elements

PEDAGOGICAL_ELEMENT = {
"baseline": "neutral, factual feedback (concise)",


```

"applicability_of_instructions": "How the student should approach the
problem; focus on stepwise instructions or metacognitive strategies.",
"keyword": "concept labeling with minimal, optional elaboration", "infor-
mation_novelty": "brief advanced insights or pointers to further reading
(no fabricated citations)",
"target_coverage": "What knowledge elements should be included; focus
on completeness and missing parts.",
"positive": "supportive, confidence-building tone (professional, not exces-
sive)"
}

```

Prompt A.3: Detailed Instructions

```

DETAILED_INSTRUCTIONS =
"baseline": ""
Generate neutral, factual feedback: - State what is correct or missing
objectively in 1 sentence.
- Explain the standard textbook-level reasoning in 1 short sentence.
- Avoid motivational language and deep strategic guidance.
- Tone: matter-of-fact, concise.
- Recommended length when used alone: total 3–4 sentences (Assess-
ment+Reasoning+Action).
"",
"applicability_of_instructions": ""
Provide guidance on how the student should approach the problem, com-
bining two levels:
1. Concrete instructions:
- Suggest clear, step-by-step actions the student can perform.
- Example verbs: "列挙してください", "計算してください", "分類して
ください".
- Focus on *how* to process the information, not on *what* knowledge
to include.
2. Metacognitive instructions:
- Encourage the student to reflect on their own thinking.
- Suggest breaking the task into sub-tasks, solving each, and checking
completeness.
- Example: "まず各選択肢の理由を確認し、次に不足点を洗い出してく
ださい".
Recommended output:
- Combine concrete and metacognitive guidance naturally.
- 1–2 sentences for actionable steps, 1 sentence for reflective prompt.
- Do NOT list all knowledge elements (that is target_coverage's role).
"",
"keyword": ""

```

Emphasize labeled terminology, allow minimal clarification:

- Provide 1–3 bracketed keywords: 【気孔】 , 【蒸散】 .
- Optionally add one very short explanatory phrase (1 sentence) to disambiguate a keyword.
- Avoid multi-sentence explanations in this element—keep it label-focused.
- Recommended output when used: keywords + 0–1 short clarifying sentence.

"" ,

"information_novelty": ""

Provide curiosity-sparking pointers that connect to university-level biology, without fabricating sources:

- Introduce 1-2 related advanced concepts or research areas as keywords for further exploration (例: 「アクアポリン」「膜電位」「シグナル伝達」)
- For each keyword, briefly explain (1-2 sentences) what it is and why it's relevant to the current topic
- Explicitly show how this connects to university-level biology (例: 「大学の細胞生物学では、この仕組みをより詳しく学びます」)
- Frame as exploration suggestions: 「～について調べてみると面白いでしょう」「～というキーワードで検索すると理解が深まります」
- Do NOT cite specific papers, books, or fabricate publication details
- Keep it concise (2-3 sentences total) to maintain focus on the main explanation

Example format:

「この内容に関連して、『○○』というキーワードを調べてみましょう。これは[簡単な説明]です。大学の△△学では、この仕組みがどのように[より高度な内容]に繋がるかを学びます。」

"" ,

"target_coverage": ""

Focus on what knowledge or concepts should be included in the answer:

- Identify all critical components the student should mention or consider.
- Provide a concise checklist or summary of these points.
- Highlight missing elements or partially correct coverage.
- Do NOT give step-by-step instructions; focus purely on content coverage.
- Recommended output: 2–5 items, short phrases, optionally indicate 'present' or 'missing'.

"" ,

"positive": ""

Highlight what the student did well, focusing on correct reasoning or accurate identification:

- Acknowledge specific strengths in their answer (1–2 concrete points).
- Use a highly positive, warm, and enthusiastic tone that celebrates their effort and understanding.

- Include encouraging expressions to make the student feel accomplished: e.g., "素晴らしい!!", "ここまでできて感動です!", "本当に理解が進んでいますね!", "すごい!!", "この部分の理解は完璧です!".
 - Optionally suggest a small, non-critical next step to reinforce confidence in a cheerful way.
 - Keep sentences short, uplifting, and affirming; do NOT introduce new knowledge or elaborate on missing content.
 - Recommended output: 1-2 sentences praising success, with optional cheerful reinforcement.
 - Examples of tone: "素晴らしい!! もう完璧に近いですね!", "よくできていますね! 理解の進み具合が本当にすごい!!", "ここまでできたなんて、感動です!!"
- ""