

SKILLRATER: UNTANGLING CAPABILITIES IN MULTIMODAL DATA

Naveen Sahi Jeremy Dohmann Armen Aghajanyan Akshat Shrivastava



ABSTRACT

Data curation methods typically assign samples a single quality score. We argue this scalar framing is fundamentally limited: when training requires multiple distinct capabilities, a monolithic scorer cannot maximize useful signals for all of them simultaneously. Quality is better understood as multidimensional, with each dimension corresponding to a capability the model must acquire. We introduce SKILLRATER, a framework that decomposes data filtering into specialized raters—one per capability, each trained via meta-learning on a disjoint validation objective—and composes their scores through a progressive selection rule: at each training stage, a sample is retained if any rater ranks it above a threshold that tightens over time, preserving diversity early while concentrating on high-value samples late. We validate this approach on vision language models, decomposing quality into three capability dimensions: visual understanding, OCR, and STEM reasoning. At 2B parameters, SKILLRATER improves over unfiltered baselines by 5.63% on visual understanding, 2.00% on OCR, and 3.53% on STEM on held out benchmarks. The learned rater signals are near orthogonal, confirming that the decomposition captures genuinely independent quality dimensions and explaining why it outperforms both unfiltered training and monolithic learned filtering.

1 INTRODUCTION

Most data filtering methods assign each training example a scalar quality score [1]. This framing assumes quality is one dimensional. We show it is not: when training requires multiple distinct capabilities, a monolithic scorer cannot maximize useful signals for all of them simultaneously. Quality is better understood as multidimensional, with independent axes corresponding to the capabilities the model must acquire.

Existing approaches fail to capture this structure. CLIP score filtering [2, 3] measures image text alignment but does not reflect sample utility for reasoning tasks. Unsupervised clustering methods [4] discover natural data groupings but provide no mechanism to target specific capabilities. DataRater [5], a meta learned scoring function, achieves strong results for text but underperforms on multimodal data. We trace this failure to a structural bottleneck: the capabilities we care about have near orthogonal data requirements, so compressing them into one scalar induces tradeoffs that hurt overall performance.

We introduce SKILLRATER, a framework that decomposes data filtering into specialized raters aligned to distinct capabilities. Each rater is trained via meta learning on a disjoint validation objective, producing scores that reflect sample utility for its assigned capability. A curriculum progressively tightens selection thresholds over the union of rater scores, preserving diversity early while concentrating on high quality samples late. We validate this approach on vision language models at the 2B parameter scale [6], decomposing quality into three capability dimensions: visual understanding, OCR, and STEM reasoning.

On benchmarks never seen during rater training, SKILLRATER improves over unfiltered baselines by 5.63% on visual understanding, 2.00% on OCR, and 3.53% on STEM reasoning. Analysis of the learned raters confirms our thesis: the three scoring functions are near orthogonal (mean pairwise correlation 0.020, effective dimensionality 2.99 out of 3.0), demonstrating that the decomposition captures genuinely independent quality dimensions. Curriculum scheduling outperforms all static top k filtering strategies, and raters trained at 1B parameters transfer to 2B without retraining.

Our main contributions are:

- **Quality is multidimensional.** We provide empirical evidence that scalar quality scoring is insufficient when training requires multiple capabilities. Decomposed raters produce near orthogonal scores (effective dimensionality 2.99 out of 3.0) and outperform monolithic scoring.
- **Capability aligned filtering.** We propose SKILLRATER, a framework that trains specialized raters via meta learning on disjoint validation objectives, combined with curriculum scheduling over their union.
- **Generalization across benchmarks and scales.** On held out benchmarks, SKILLRATER improves over unfiltered baselines by 2.0% to 5.6% across capability dimensions. Raters transfer from 1B to 2B parameters without retraining.

2 BACKGROUND: DATARATER

We build on the DataRater framework, which provides the bilevel optimization template we extend to multiple capabilities. DataRater [5] is a bilevel meta-learning method that learns a rater r_ϕ assigning each training example z a scalar weight $w = r_\phi(z) \in [0, 1]$. The goal is to choose weights that improve performance on a held-out validation objective. This bilevel formulation builds on a line of work that frames data selection as bilevel optimisation [7–10].

Bilevel objective. Let θ denote the parameters of the (vision-)language model being trained. DataRater can be written as

$$\min_{\phi} \underbrace{\mathcal{L}_{\text{val}} \left(\underbrace{\theta^*(\phi)}_{\text{post-inner model}} \right)}_{\text{validation objective}} \quad (1)$$

$$\text{s.t. } \theta^*(\phi) = \arg \min_{\theta} \underbrace{\mathbb{E}_{z \sim \mathcal{D}_{\text{train}}} \left[\underbrace{r_\phi(z)}_{\text{sample weight}} \underbrace{\ell(\theta; z)}_{\text{per-sample loss}} \right]}_{\text{weighted training loss}}. \quad (2)$$

In practice, $\theta^*(\phi)$ is approximated by running a finite number of inner-loop SGD steps.

Inner-loop training with weighted gradients. In the inner loop, we initialize the base model parameters $\theta^{(0)} = \theta$ and run S weighted SGD steps. For a minibatch \mathcal{B} and learning rate α ,

$$\theta^{(s+1)} = \theta^{(s)} - \underbrace{\alpha}_{\text{inner step size}} \underbrace{\nabla_{\theta^{(s)}} \left(\frac{1}{|\mathcal{B}|} \sum_{z \in \mathcal{B}} \underbrace{r_\phi(z)}_{\text{sample weight}} \underbrace{\ell(\theta^{(s)}; z)}_{\text{per-sample loss}} \right)}_{\text{weighted microbatch gradient}}, \quad s \in \{0, \dots, S-1\}. \quad (3)$$

The post-inner-loop state is denoted $\theta^{(S)}$.

Outer-loop meta-update. The rater parameters ϕ are updated to improve held-out performance on the post-inner-loop state:

$$\phi \leftarrow \phi - \underbrace{\eta}_{\text{outer step size}} \underbrace{\nabla_{\phi} \mathcal{L}_{\text{val}}(\theta^{(S)}(\phi))}_{\text{meta-gradient on rater}}. \quad (4)$$

In its original form, DataRater uses this bilevel objective to learn a weighting function that prioritizes samples that most improve validation performance.

Using the trained rater. Once trained, r_ϕ can be used to filter (top- k) or reweight incoming training data, enabling learned data curation without hand-crafted heuristics. This formulation assumes a single validation objective. When training requires multiple capabilities with competing data requirements, a single rater introduces cross capability tradeoffs.

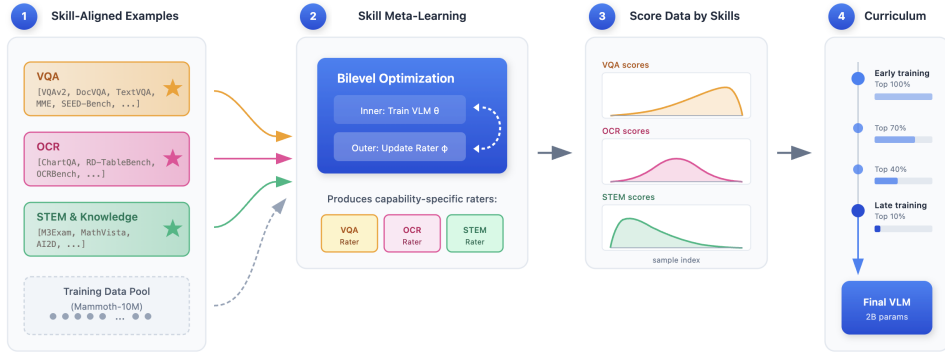


Figure 1: The SKILLRATER pipeline. Capability aligned benchmarks and a training data pool are used in a bilevel meta-learning framework to learn per-capability raters (Visual Understanding, OCR, STEM). These raters score the training data, which is then filtered via a curriculum that progressively selects higher quality samples throughout training.

Notation. We use $\theta^{(0)}$ for the initial inner-loop base model state, $\theta^{(s)}$ for inner step s , and $\theta^{(S)}$ for the post-inner-loop state after S steps. ϕ denotes rater parameters. z denotes one multimodal training example. \mathcal{B} and \mathcal{V} denote train and validation microbatches. α and η are inner-loop and outer-loop learning rates.

3 SKILLRATER

3.1 CAPABILITY-ALIGNED RATER DECOMPOSITION

We decompose filtering into C capability-specific raters, each trained on a disjoint validation objective. For each capability $c \in \{1, \dots, C\}$, we solve:

$$\begin{aligned} \min_{\phi_c} \mathcal{L}_{\text{val}}^{(c)}(\theta^{(S)}(\phi_c)) \\ \text{s.t. } \theta^{(S)}(\phi_c) = \text{InnerLoop}(\theta, r_{\phi_c}, \mathcal{D}_{\text{train}}), \end{aligned} \quad (5)$$

where $\mathcal{L}_{\text{val}}^{(c)}$ is a capability-specific validation objective and r_{ϕ_c} is the corresponding rater. The inner loop follows the same bilevel structure as DataRater (Section 2), but each rater sees gradients only from its own capability benchmarks.

We instantiate $C=3$ raters with disjoint validation objectives (Table 2):

- **Visual Understanding Rater:** Optimizes for performance on SEED-Bench [11], A-OKVQA [12], and VSR [13].
- **OCR Rater:** Optimizes for performance on TextVQA [14], ChartQA [15], and RD-Tablebench [16].
- **STEM & Knowledge Rater:** Optimizes for performance on M3Exam [17], MathVista [18], and AI2D [19].

Each rater is a $\sim 50\text{M}$ -parameter transformer operating on content features from a shared SigLIP 400M encoder [20] (see Appendix A.2 for details).

Orthogonal Quality Signals. Training raters on distinct capability objectives should produce quality scores that capture genuinely different aspects of sample utility. If the resulting signals are low correlation and select for complementary subpopulations, this would enable independent data selection levers across capability domains and explain why decomposed raters outperform a monolithic scorer. We validate this in Section 5: the learned raters exhibit near-zero pairwise

Table 1: Curriculum schedule. Per-rater thresholds are set via $p(t) = 1 - \left(\frac{t-1}{T}\right)^{2/3}$; effective retention is the union across all three skill raters.

Stage	Per-Rater Top- k	Samples Retained	Effective %	Steps
1	100.0%	6.14M	100.0%	10k
2	83.9%	6.12M	99.7%	10k
3	65.1%	5.87M	95.7%	10k
4	53.6%	5.54M	90.3%	10k
5	44.3%	5.12M	83.4%	10k
6	35.8%	4.57M	74.6%	10k
7	28.2%	3.94M	64.3%	10k
8	21.0%	3.16M	51.5%	10k
9	13.7%	2.19M	35.6%	10k
10	6.7%	1.16M	19.0%	10k

correlation and an effective dimensionality of 2.99/3.0, confirming that the decomposition yields orthogonal filtering dimensions rather than redundant structure.

3.2 CURRICULUM LEARNING

The original DataRater approach applies static top- k filtering, training only on the highest-scored samples. We find that VLM training is more sensitive to early loss of visual diversity, likely because visual understanding benefits from exposure to a wide range of image types and compositions. We instead adopt a curriculum that progressively tightens quality thresholds over training by scheduling the effective fraction of retained data as a quadratic decay:

$$E(t) = 1 - \left(\frac{t-1}{T}\right)^2, \quad t \in \{1, \dots, T\}, \quad (6)$$

where $T=10$ stages are spaced at 10k-step intervals. A sample z is retained at stage t if *any* rater selects it (union rule):

$$\text{retain}(z, t) = \bigvee_{c=1}^C [r_{\phi_c}(z) \geq \tau_c(t)], \quad (7)$$

where $\tau_c(t)$ is the score threshold for rater c at stage t . Because the raters produce near-orthogonal scores (Section 5), the union of C independent top- p selections retains approximately $1 - (1 - p)^C$ of the data; per-rater thresholds are obtained by inverting this relationship for each stage’s target $E(t)$. This front-loads diversity: over 83% of the corpus remains at stage 5, while the final stages concentrate on the top $\sim 19\%$ of samples for capability refinement.

3.3 IMPLEMENTATION

The original DataRater was designed for text-only pretraining. Extending it to vision-language mid-training requires two adaptations.

Multimodal featurization. Training data is represented as interleaved text and vision tokens in a single sequence. We extract content representations from a frozen SigLIP 400M encoder [20], fuse them via a learned MLP, and pass them to the rater’s transformer backbone [6].

Memory-efficient meta-learning. The exact meta-gradient differentiates through the inner optimization trajectory, which introduces expensive second-order derivative structure and heavy memory pressure from storing or recomputing inner-loop intermediates. DataRater manages this cost with specialized gradient computation techniques [21]; absent these, the overhead scales prohibitively with model size and inner-loop length. We instead adopt a first-order surrogate with stop-gradient on the inner trajectory, eliminating second-order derivative terms at the cost of a biased gradient estimate.

Algorithm 1 SkillRater Training Loop (per rater)

```
1: Initialize model parameters  $\theta$  and rater parameters  $\phi_c$ 
2: for  $t = 1, \dots, T$  do
3:    $\theta^{(0)} \leftarrow \theta$ 
4:   Sample  $K$  train microbatches  $\{\mathcal{B}_k\}_{k=1}^K \sim \mathcal{D}_{\text{train}}$  ▷ shared training pool
5:   Compute weights  $w_z \leftarrow r_{\phi_c}(z)$  for all  $z \in \bigcup_k \mathcal{B}_k$ 
6:   for  $s = 0, \dots, S - 1$  do
7:     for  $k = 1, \dots, K$  do
8:        $\bar{\ell}_k^{(s)} \leftarrow \frac{1}{|\mathcal{B}_k|} \sum_{z \in \mathcal{B}_k} w_z \ell(\theta^{(s)}; z)$ 
9:     end for
10:     $\theta^{(s+1)} \leftarrow \theta^{(s)} - \alpha \nabla_{\theta^{(s)}} \left( \frac{1}{K} \sum_{k=1}^K \bar{\ell}_k^{(s)} \right)$ 
11:  end for
12:  Sample  $K'$  validation microbatches  $\{\mathcal{V}_k\}_{k=1}^{K'} \sim \mathcal{D}_{\text{val}}$  ▷ capability-specific
13:   $g_{\phi_c} \leftarrow \nabla_{\phi_c} \tilde{\mathcal{L}}_{\text{meta}}^{(c)}(\phi_c)$  ▷  $\theta^{(S)}$  detached, gradient through rater path
14:   $\phi_c \leftarrow \phi_c - \eta g_{\phi_c}$ 
15: end for
```

For capability c , the exact meta-gradient is

$$g_{\phi_c}^{\text{SO}} = \underbrace{\nabla_{\phi_c} \mathcal{L}_{\text{val}}^{(c)}(\theta^{(S)}(\phi_c))}_{\text{exact meta-gradient}} = \underbrace{\frac{\partial \mathcal{L}_{\text{val}}^{(c)}}{\partial \theta^{(S)}} \frac{\partial \theta^{(S)}}{\partial \phi_c}}_{\text{through inner trajectory}}, \quad (8)$$

which requires differentiating through all inner updates. We use a first-order surrogate with stop-gradient on the inner trajectory:

$$\tilde{\mathcal{L}}_{\text{meta}}^{(c)}(\phi_c) = \frac{1}{K'} \sum_{k=1}^{K'} \mathcal{L}_{\text{val}}^{(c)}\left(\text{sg}\left[\theta^{(S)}\right], \mathcal{V}_k; r_{\phi_c}\right), \quad (9)$$

$$g_{\phi_c}^{\text{FO}} = \underbrace{\nabla_{\phi_c} \tilde{\mathcal{L}}_{\text{meta}}^{(c)}(\phi_c)}_{\text{first-order surrogate}}, \quad (10)$$

We also stream K train microbatches and accumulate inner gradients,

$$\underbrace{g_{\theta}^{(s)}}_{\text{accumulated inner gradient}} = \sum_{k=1}^K \nabla_{\theta^{(s)}} \bar{\ell}_k^{(s)}, \quad \theta^{(s+1)} = \theta^{(s)} - \underbrace{\frac{\alpha}{K}}_{\text{scaled step size}} g_{\theta}^{(s)}, \quad K \geq 1, \quad (11)$$

which reduces peak activation memory from

$$\underbrace{M_{\text{full}} = \Theta(BLH)}_{\text{full-batch activations}} \text{ to } \underbrace{M_{\text{stream}} = \Theta(B_{\mu}LH)}_{\text{streamed activations}}, \quad B_{\mu} = B/K, \quad (12)$$

with B the effective batch size, B_{μ} the microbatch size, L sequence length, and H hidden width.

4 RESULTS

We evaluate SKILLRATER on held out benchmarks and isolate the contribution of each component. We first report the primary held out comparison against unfiltered training and monolithic DataRater. We then compare curriculum scheduling against static filtering and evaluate transfer from 1B rater training to 2B model training. Together, these results show that capability specific decomposition and curriculum based data selection both contribute to the final gains.

4.1 HELD-OUT EVALUATION

Setup. We trained three capability-specific raters (Visual Understanding, OCR, and STEM & Knowledge), each optimized on a disjoint set of training benchmarks. We then evaluated the

Table 2: Held-out benchmark split by capability. Training benchmarks supervise rater learning, and held-out benchmarks are used only for final evaluation.

Capability	Rater Training Benchmarks	Held-Out Evaluation Benchmarks
Visual Understanding	SEED-Bench [11], A-OKVQA [12], VSR [13]	VQAv2 [23], NLVR2 [24], MME [25]
OCR	TextVQA [14], ChartQA [15], RD-Tablebench [16]	DocVQA [26], ChartMuseum [27], OCRBenchV2 [28]
STEM & Knowledge	M3Exam [17], MathVista [18], AI2D [19]	MathVision [29], MMMU [30], MMMU-Pro [31]

Table 3: Held-out evaluation at 100k steps. All benchmarks were never seen during rater training.

Category	Mammoth (Baseline)	DataRater	SKILLRATER Combined	SKILLRATER
STEM & Knowledge	20.08%	20.88%	22.39%	23.61%
OCR	48.05 %	48.47%	47.28%	50.05%
Visual Understanding	65.91%	68.33%	71.36%	71.54%
Overall	44.68%	45.89%	47.01%	48.40%

resulting models on strictly held-out benchmarks that were never observed during any stage of rater optimization. Table 2 shows the benchmark assignment for each category. All runs use the same Isaac 0.2 training recipe at the 2B parameter scale and train on Mammoth [22]. To ensure fair comparison, both the DataRater and SKILLRATER Combined baselines use 150M total rater parameters and the same curriculum schedule (Eq. (6)) as the final SKILLRATER configuration; the only difference is how the rater capacity is allocated (one monolithic rater vs. three capability-specific raters).

Results. Table 3 reports held-out performance at 100k steps (full results at 25k/50k/75k/100k are provided in Appendix B). The monolithic DataRater baseline improves overall accuracy by 1.21 points over unfiltered training (45.89% vs. 44.68%), but still underperforms SKILLRATER on OCR and STEM (48.47% vs. 50.05% on OCR; 20.88% vs. 23.61% on STEM & Knowledge). A pooled-validation baseline improves overall performance to 47.01% (SKILLRATER Combined: a single 150M rater trained on the union of all validation tasks), and full SKILLRATER further improves to 48.40%. The gains from SKILLRATER Combined to full SKILLRATER are largest on OCR and STEM, indicating that using a union rule over capability-specific raters adds value beyond a single pooled rater and curriculum alone.

Overall is computed as the unweighted mean of the three capability categories.

4.2 CURRICULUM VS STATIC FILTERING

Table 4 compares curriculum learning against static top- k % filtering at 100k training steps. In this setting, we use a single 50M rater trained for a single capability, and we apply its scores to filter the mid-training data stream. The static results show that no single threshold dominates across benchmarks: top 50% gives the best VQAv2 score (75.7), top 90% leads on DocVQA (84.6) and TextVQA (69.8), and top 80% is best on RealWorldQA (59.8). This dispersion suggests that different capabilities prefer different quality-diversity tradeoffs, so a fixed threshold is suboptimal.

Our curriculum schedule resolves these conflicting optima by tightening the threshold over training following a quadratic decay $E(t) = 1 - (t-1)^2/T^2$ (Eq. (6)), starting from unfiltered data and progressively compressing to the top $\sim 19\%$ by stage 10. Early training retains broad coverage to build general visual representations, while later training concentrates on high-scoring samples to refine capability performance. Curriculum achieves the best overall average (64.1%), exceeding the best static threshold (top 90% at 63.7%).

Table 4: Filtering strategy comparison at 100k steps on VQA benchmarks. Best result per column is in bold.

Method	VQAv2[23]	DocVQA[26]	RWQA[32]	TextVQA[14]	OCRBench[28]	MME[25]	SEED[11]	BLINK[33]	VSR[13]	Avg.
Curriculum	67.6	79.6	56.5	61.0	79.1	76.6	53.8	34.2	68.6	64.1
Top-90%	74.6	84.6	58.6	69.8	80.9	59.4	51.0	30.4	63.8	63.7
Top-60%	69.8	84.0	58.1	66.4	80.4	60.1	37.8	37.0	68.0	62.4
Top-50%	75.7	83.1	57.9	66.2	80.7	58.5	44.4	40.6	60.0	63.0
Top-80%	60.6	82.4	59.8	59.0	80.1	57.4	47.8	32.8	65.4	60.6
Top-70%	70.1	83.1	57.7	64.3	81.5	60.0	45.2	28.6	68.4	62.1
Top-40%	71.7	80.7	58.2	69.6	80.4	55.8	53.2	34.0	64.0	63.1
Top-30%	71.9	78.2	56.2	63.8	79.4	58.8	52.2	37.0	52.6	61.1
Top-20%	68.0	77.2	52.6	65.4	76.9	53.5	45.4	33.8	48.0	57.9
Top-10%	55.6	61.5	54.1	52.4	60.2	52.9	46.2	29.6	53.8	51.8

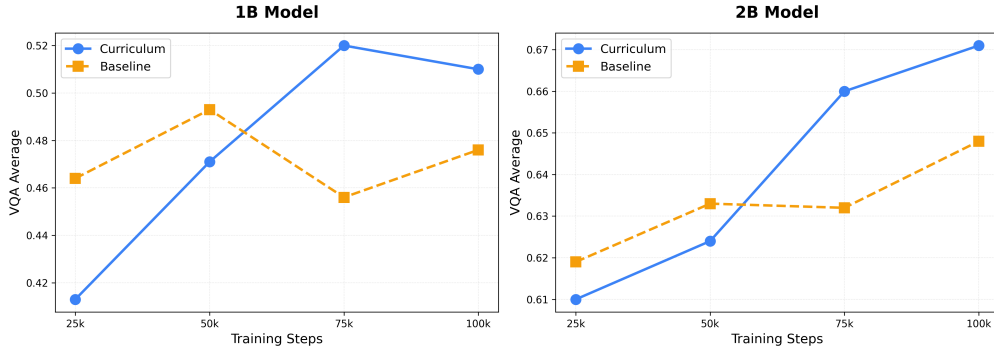


Figure 2: Scale transfer at 1B and 2B parameters. Raters trained at 1B improve both scales without retraining, and the curriculum gap over unfiltered training widens over steps.

4.3 SCALE TRANSFER

Figure 2 shows training dynamics at 1B and 2B parameters. The capability-specific raters are trained at 1B and transferred to 2B without retraining. At both scales, curriculum with SKILLRATER outperforms the unfiltered baseline, and the gap increases over training. At the 2B held-out endpoint (Table 3), this corresponds to a +3.72 point overall gain over unfiltered training (48.40% vs. 44.68%).

Across held-out evaluation, curriculum ablations, and scale transfer, the result is consistent. Capability-specific decomposition improves the data signal, and curriculum over their union converts that signal into larger downstream gains.

5 ANALYSIS

The held-out results show that decomposition and curriculum improve performance. Two questions remain: are the learned rater signals genuinely independent, and what distinguishes retained from filtered samples?

Orthogonality. Multimodal quality in our setting is not a single axis. If capability-specific raters learned redundant signals, decomposition would add little over a monolithic scorer. The learned signals are not redundant. Across the full training corpus, pairwise Pearson correlations range from -0.011 (VQA-OCR) to 0.007 (OCR-STEM), with mean absolute correlation 0.020 . Spearman rank correlations are similarly low (-0.004 , -0.045 , 0.007 ; mean 0.019). Principal component analysis shows near-uniform variance across components (35.5%, 32.9%, 31.6%), yielding effective dimensionality 2.99 out of 3.0. Figure 3 visualizes this on 50,000 random samples: top-10% selections from each rater align with distinct, linearly separable directions in score space.

This structure explains the held-out gap over monolithic filtering (Table 3). DataRater improves overall accuracy by 1.21 points, but it compresses low-correlation capability signals into one scalar and yields smaller gains on OCR and STEM than capability-specific decomposition. Decomposed

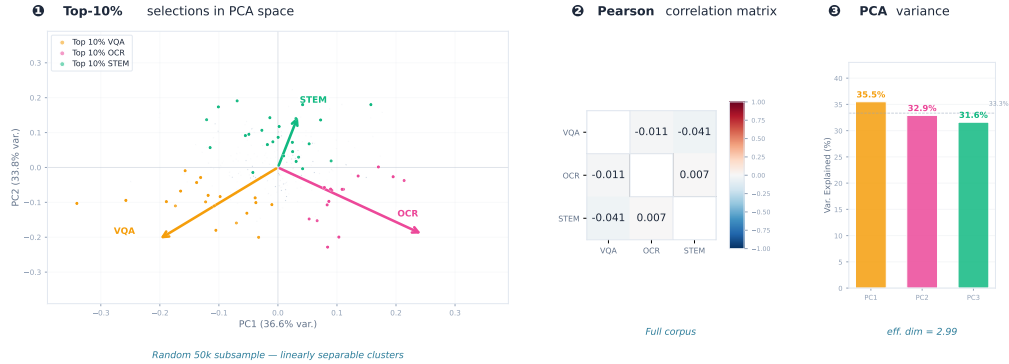


Figure 3: Orthogonality of capability-specific rater signals. Top-scoring subsets from each rater align with distinct directions in score space, indicating low overlap and complementary selection.

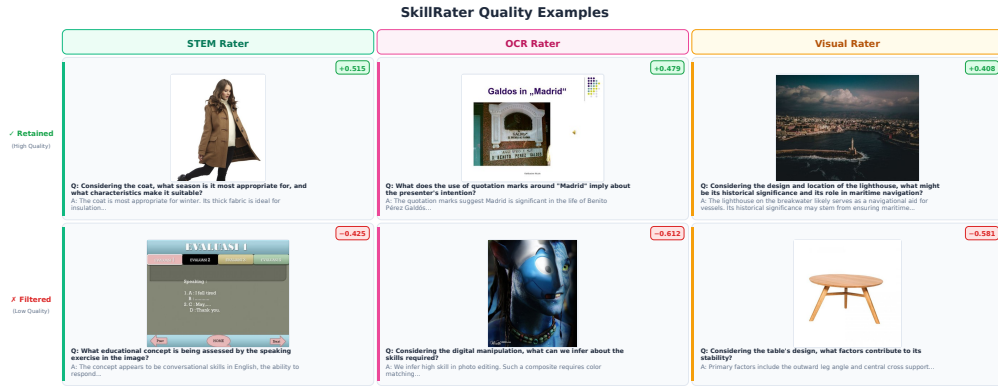


Figure 4: Qualitative retained and filtered samples for each capability-specific rater. Retained examples demand capability-aligned reasoning, while filtered examples are shallow or mismatched for that capability.

raters avoid that compression because each rater optimizes its own axis. The curriculum union rule then retains complementary high-value samples rather than repeatedly selecting the same subset.

Qualitative Rating Examples. Figure 4 shows representative retained and filtered samples for each capability-specific rater. For STEM, retained samples require multi-step reasoning about physical properties, while filtered samples are shallow recognition tasks. For OCR, retained samples require reading and interpreting embedded text in context, while filtered samples do not use text meaningfully. For Visual Understanding, retained samples require grounded visual reasoning, such as inferring a lighthouse’s design and strategic harbor placement, while filtered samples are generic structural descriptions. Across all raters, retained samples align with capability-specific reasoning demands.

6 RELATED WORK

Data curation methods for foundation models generally follow three lines: heuristic filtering, learned scoring, and capability aligned selection. SKILLRATER differs from prior work in both mechanism and setting. We replace a single quality score with a mixture of capability specific raters, and we study multimodal mid training with interleaved image–text data.

Heuristic and Unsupervised Filtering. Heuristic filters dominate large scale multimodal curation. CLIP score filtering [2, 3, 34] retains pairs with high image–text similarity, aesthetic scoring [2] predicts visual appeal from learned embeddings, and deduplication [35] removes near duplicates through hashing. These methods are efficient and robust at web scale, but each fixes quality to one

axis. In practice this misses examples that are weak on surface alignment or aesthetics but strong for capability specific learning signals such as OCR or structured reasoning.

Learned Data Selection. Learned selectors replace fixed rules with supervision from target corpora, training dynamics, or validation objectives. DFN [36] trains a classifier from curated partitions for CLIP pre training. DSIR [37] and DoReMi [38] reweight text by importance resampling and robust domain optimization. EL2N and GraNd [39] prune by early training statistics, LESS [40] and Rho-1 [41] select data by gradient influence or token level loss gaps, and AutoMixer [42] leverages checkpoint artifacts as capability aware data mixers via first order influence approximation. DataRater [5], which we build on, learns scores with bilevel meta learning and has strong text only results. The shared limitation is scalar compression: these methods output one score per sample, so conflicting capability signals are merged before selection. Our held out results show this bottleneck directly, where monolithic DataRater yields limited gains and an OCR regression relative to unfiltered training (Table 3).

Capability Driven Selection. Recent work aligns selection to downstream capabilities instead of generic quality. IFD [43], Skill-Mix [44], MoS [45], and AlpaGasus [46] all target instruction data utility, supporting the view that quality is multi dimensional and task dependent. BETR [47] extends this thesis to pre training with benchmark targeted ranking, reporting a $2.1\times$ compute multiplier over strong baselines. These results are consistent with our motivation, but existing methods remain text only or apply a single targeting channel. SKILLRATER extends capability aligned selection to multimodal mid training by learning orthogonal raters through meta learning and composing them with a curriculum over the union of rater scores.

7 CONCLUSION & FUTURE WORK

Monolithic scalar scoring creates capability tradeoffs in multimodal mid training. A single DataRater provides modest overall gains but regresses on OCR relative to unfiltered training. SKILLRATER addresses this by decomposing filtering into capability aligned raters trained via meta learning, combined through a curriculum that preserves diversity early and increases selectivity later.

On held out benchmarks, SKILLRATER improves over unfiltered training by 5.63% on visual understanding, 2.00% on OCR, and 3.53% on STEM, with a +3.93 point overall gain. Rater scores are near orthogonal (mean pairwise correlation 0.020, effective dimensionality 2.99/3.0), and curriculum over the rater union outperforms static top k filtering. Raters trained at 1B transfer to 2B without retraining, indicating that the learned signals generalize across scale.

Several directions remain open. First, we use three capability dimensions; understanding how many orthogonal raters the framework supports before diminishing returns is an empirical question with implications for how finely capabilities should be decomposed. Second, the curriculum schedule is manually designed. Jointly learning the raters and the schedule through bilevel optimization over curriculum parameters is a natural extension. Third, rater quality is bounded by benchmark coverage: capabilities not represented in the validation set cannot be targeted. Expanding to broader capability taxonomies or learning raters from weaker supervision signals would reduce this dependency.

More broadly, the near orthogonality of learned rater signals supports the view that data quality is intrinsically multidimensional. This property is unlikely to be specific to multimodal mid training. Text pretraining, code generation, and instruction tuning all involve competing capability demands, and scalar quality scores may face similar compression bottlenecks in those settings. Capability aligned decomposition offers a principled alternative.

REFERENCES

- [1] Tom B. Brown, Benjamin Mann, Nick Ryder, Melanie Subbiah, Jared Kaplan, Prafulla Dhariwal, Arvind Neelakantan, Pranav Shyam, Girish Sastry, Amanda Askell, Sandhini Agarwal, Ariel Herbert-Voss, Gretchen Krueger, Tom Henighan, Rewon Child, Aditya Ramesh, Daniel M. Ziegler, Jeffrey Wu, Clemens Winter, Christopher Hesse, Mark Chen, Eric Sigler, Mateusz Litwin, Scott Gray, Benjamin Chess, Jack Clark, Christopher Berner, Sam McCandlish, Alec

-
- Radford, Ilya Sutskever, and Dario Amodei. Language models are few-shot learners, 2020. URL <https://arxiv.org/abs/2005.14165>.
- [2] Christoph Schuhmann, Romain Beaumont, Richard Vencu, Cade Gordon, Ross Wightman, Mehdi Cherti, Theo Coombes, Aarush Katta, Clayton Mullis, Mitchell Wortsman, Patrick Schramowski, Srivatsa Kundurthy, Katherine Crowson, Ludwig Schmidt, Robert Kaczmarczyk, and Jenia Jitsev. Laion-5b: An open large-scale dataset for training next generation image-text models, 2022. URL <https://arxiv.org/abs/2210.08402>.
- [3] Samir Yitzhak Gadre, Gabriel Ilharco, Alex Fang, Jonathan Hayase, Georgios Smyrnis, Thao Nguyen, Ryan Marten, Mitchell Wortsman, Dhruva Ghosh, Jieyu Zhang, Eyal Orgad, Rahim Entezari, Giannis Daras, Sarah Pratt, Vivek Ramanujan, Yonatan Bitton, Kalyani Marathe, Stephen Mussmann, Richard Vencu, Mehdi Cherti, Ranjay Krishna, Pang Wei Koh, Olga Saukh, Alexander Ratner, Shuran Song, Hannaneh Hajishirzi, Ali Farhadi, Romain Beaumont, Sewoong Oh, Alex Dimakis, Jenia Jitsev, Yair Carmon, Vaishaal Shankar, and Ludwig Schmidt. Datacomp: In search of the next generation of multimodal datasets, 2023. URL <https://arxiv.org/abs/2304.14108>.
- [4] Shizhe Diao, Yu Yang, Yonggan Fu, Xin Dong, Dan Su, Markus Kliegl, Zijia Chen, Peter Belcak, Yoshi Suhara, Hongxu Yin, Mostofa Patwary, Yingyan Lin, Jan Kautz, and Pavlo Molchanov. Nemotron-climb: Clustering-based iterative data mixture bootstrapping for language model pre-training, 2025. URL <https://arxiv.org/abs/2504.13161>. Accepted to NeurIPS 2025.
- [5] Dan A. Calian, Gregory Farquhar, Iurii Kemaev, Luisa M. Zintgraf, Matteo Hessel, Jeremy Shar, Junhyuk Oh, András György, Tom Schaul, Jeffrey Dean, Hado van Hasselt, and David Silver. Datarater: Meta-learned dataset curation, 2025. URL <https://arxiv.org/abs/2505.17895>.
- [6] Perceptron AI. Isaac-0.1: A simple path to the efficient frontier of perception. URL https://github.com/perceptron-ai-inc/perceptron/blob/main/papers/isaac_01.pdf.
- [7] Dougal Maclaurin, David Duvenaud, and Ryan Adams. Gradient-based hyperparameter optimization through reversible learning. In *International Conference on Machine Learning*, pages 2113–2122, 2015.
- [8] Jonathan Lorraine, Paul Vicol, and David Duvenaud. Optimizing millions of hyperparameters by implicit differentiation. In *International Conference on Artificial Intelligence and Statistics*, pages 1540–1552, 2020.
- [9] Xinyi Wang, Hieu Pham, Paul Michel, Antonios Anastasopoulos, Jaime Carbonell, and Graham Neubig. Optimizing data usage via differentiable rewards. In *Proceedings of the 37th International Conference on Machine Learning*, volume 119 of *Proceedings of Machine Learning Research*, pages 9983–9995, 2020.
- [10] Mengye Ren, Wenyuan Zeng, Bin Yang, and Raquel Urtasun. Learning to reweight examples for robust deep learning. In *International Conference on Machine Learning*, pages 4334–4343, 2018.
- [11] Bohao Li, Rui Wang, Guangzhi Wang, Yuying Ge, Yixiao Ge, and Ying Shan. Seed-bench: Benchmarking multimodal llms with generative comprehension, 2023. URL <https://arxiv.org/abs/2307.16125>.
- [12] Dustin Schwenk, Apoorv Khandelwal, Christopher Clark, Kenneth Marino, and Roozbeh Mottaghi. A-okvqa: A benchmark for visual question answering using world knowledge. In *European Conference on Computer Vision (ECCV)*, 2022. URL https://www.ecva.net/papers/eccv_2022/papers_ECCV/papers/136680141.pdf.
- [13] Fangyu Liu, Guy Emerson, and Nigel Collier. Visual spatial reasoning. *Transactions of the Association for Computational Linguistics*, 11:635–651, 2023. doi: 10.1162/tacl_a_00566. URL <https://aclanthology.org/2023.tacl-1.37/>.

-
- [14] Amanpreet Singh, Vivek Natarajan, Meet Shah, Yu Jiang, Xinlei Chen, Dhruv Batra, Devi Parikh, and Marcus Rohrbach. Towards VQA models that can read. In *Proceedings of the IEEE/CVF Conference on Computer Vision and Pattern Recognition (CVPR)*, 2019. URL https://openaccess.thecvf.com/content_CVPR_2019/papers/Singh_Towards_VQA_Models_That_Can_Read_CVPR_2019_paper.pdf. Introduces the TextVQA dataset.
- [15] Ahmed Masry, Do Xuan Long, Jia Qing Tan, Shafiq Joty, and Enamul Hoque. Chartqa: A benchmark for question answering about charts with visual and logical reasoning, 2022. URL <https://arxiv.org/abs/2203.10244>.
- [16] Reducto. Rd-tablebench: An open-source table benchmark. <https://reducto.ai/blog/rd-tablebench>, 2024. Dataset and demo linked from the announcement; invocation and grading code: <https://github.com/reductoai/rd-tablebench>.
- [17] Wenxuan Zhang, Sharifah Mahani Aljunied, Chang Gao, Yew Ken Chia, and Lidong Bing. M3exam: A multilingual, multimodal, multilevel benchmark for examining large language models, 2023. URL <https://arxiv.org/abs/2306.05179>. English subset commonly referenced as M3Exam_English.
- [18] Pan Lu, Hritik Bansal, Tony Xia, Jiacheng Liu, Chunyuan Li, Hannaneh Hajishirzi, Hao Cheng, Kai-Wei Chang, Michel Galley, and Jianfeng Gao. Mathvista: Evaluating mathematical reasoning of foundation models in visual contexts. In *International Conference on Learning Representations (ICLR)*, 2024. URL <https://openreview.net/forum?id=KUNzEQMWU7>.
- [19] Aniruddha Kembhavi, Mike Salvato, Eric Kolve, Minjoon Seo, Hannaneh Hajishirzi, and Ali Farhadi. A diagram is worth a dozen images. In *European Conference on Computer Vision (ECCV)*, 2016. URL <https://arxiv.org/abs/1603.07396>. Introduces the AI2D diagram dataset.
- [20] Michael Tschanen, Alexey Gritsenko, Xiao Wang, Muhammad Ferjad Naeem, Ibrahim Alabdulmohsin, Nikhil Parthasarathy, Talfan Evans, Lucas Beyer, Ye Xia, Basil Mustafa, Olivier Hénaff, Jeremiah Harmsen, Andreas Steiner, and Xiaohua Zhai. Siglip 2: Multilingual vision-language encoders with improved semantic understanding, localization, and dense features, 2025. URL <https://arxiv.org/abs/2502.14786>.
- [21] Iurii Kemaev, Dan A Calian, Luisa M Zintgraf, Gregory Farquhar, and Hado van Hasselt. Scalable meta-learning via mixed-mode differentiation. *arXiv preprint arXiv:2505.00793*, 2025.
- [22] Jarvis Guo, Tuney Zheng, Yuelin Bai, Bo Li, Yubo Wang, King Zhu, Yizhi Li, Graham Neubig, Wenhu Chen, and Xiang Yue. Mammoth-vl: Eliciting multimodal reasoning with instruction tuning at scale. 2024. URL <https://arxiv.org/abs/2412.05237>.
- [23] Yash Goyal, Tejas Khot, Douglas Summers-Stay, Dhruv Batra, and Devi Parikh. Making the V in VQA matter: Elevating the role of image understanding in visual question answering. In *Proceedings of the IEEE Conference on Computer Vision and Pattern Recognition (CVPR)*, 2017. URL https://openaccess.thecvf.com/content_cvpr_2017/papers/Goyal_Making_the_v_CVPR_2017_paper.pdf.
- [24] Alane Suhr, Stephanie Zhou, Ally Zhang, Iris Zhang, Huajun Bai, and Yoav Artzi. A corpus for reasoning about natural language grounded in photographs. In *Proceedings of the 57th Annual Meeting of the Association for Computational Linguistics (ACL)*, pages 6418–6428, Florence, Italy, 2019. doi: 10.18653/v1/P19-1644. URL <https://aclanthology.org/P19-1644/>.
- [25] Chaoyou Fu, Peixian Chen, Yunhang Shen, Yulei Qin, Mengdan Zhang, Xu Lin, Jinrui Yang, Xiawu Zheng, Ke Li, Xing Sun, Yunsheng Wu, and Rongrong Ji. Mme: A comprehensive evaluation benchmark for multimodal large language models, 2023. URL <https://arxiv.org/abs/2306.13394>.

-
- [26] Minesh Mathew, Dimosthenis Karatzas, and C. V. Jawahar. Docvqa: A dataset for vqa on document images. In *Proceedings of the IEEE/CVF Winter Conference on Applications of Computer Vision (WACV)*, 2021. URL https://openaccess.thecvf.com/content/WACV2021/papers/Mathew_DocVQA_A_Dataset_for_VQA_on_Document_Images_WACV_2021_paper.pdf.
- [27] Liyan Tang, Grace Kim, Xinyu Zhao, Thom Lake, Wenxuan Ding, Fangcong Yin, Prasann Singhal, Manya Wadhwa, Zeyu Leo Liu, Zayne Sprague, Ramya Namuduri, Bodun Hu, Juan Diego Rodriguez, Puyuan Peng, and Greg Durrett. Chartmuseum: Testing visual reasoning capabilities of large vision-language models, 2025. URL <https://arxiv.org/abs/2505.13444>.
- [28] Ling Fu, Zhebin Kuang, Jiajun Song, Mingxin Huang, Biao Yang, Yuzhe Li, Linghao Zhu, Qidi Luo, Xinyu Wang, Hao Lu, Zhang Li, Guozhi Tang, Bin Shan, Chunhui Lin, Qi Liu, Binghong Wu, Hao Feng, Hao Liu, Can Huang, Jingqun Tang, Wei Chen, Lianwen Jin, Yuliang Liu, and Xiang Bai. Ocrbench v2: An improved benchmark for evaluating large multimodal models on visual text localization and reasoning, 2024. URL <https://arxiv.org/abs/2501.00321>.
- [29] Ke Wang, Juntao Pan, Weikang Shi, Zimu Lu, Houxing Ren, Aojun Zhou, Mingjie Zhan, and Hongsheng Li. Measuring multimodal mathematical reasoning with MATH-vision dataset. In *Advances in Neural Information Processing Systems (NeurIPS), Datasets and Benchmarks Track*, 2024. URL https://proceedings.neurips.cc/paper_files/paper/2024/hash/ad0edc7d5fala783f063646968b7315b-Abstract-Datasets_and_Benchmarks_Track.html.
- [30] Xiang Yue, Yuansheng Ni, Kai Zhang, Tianyu Zheng, Ruoqi Liu, Ge Zhang, Samuel Stevens, Dongfu Jiang, Weiming Ren, Yuxuan Sun, Cong Wei, Botao Yu, Ruibin Yuan, Renliang Sun, Ming Yin, Boyuan Zheng, Zhenzhu Yang, Yibo Liu, Wenhao Huang, Huan Sun, Yu Su, and Wenhui Chen. MMMU: A massive multi-discipline multimodal understanding and reasoning benchmark for expert AGI. In *Proceedings of the IEEE/CVF Conference on Computer Vision and Pattern Recognition (CVPR)*, 2024. URL https://openaccess.thecvf.com/content/CVPR2024/papers/Yue_MMMU_A_Massive_Multi-discipline_Multimodal_Understanding_and_Reasoning_Benchmark_for_CVPR_2024_paper.pdf.
- [31] Xiang Yue, Tianyu Zheng, Yuansheng Ni, Yubo Wang, Kai Zhang, Shengbang Tong, Yuxuan Sun, Botao Yu, Ge Zhang, Huan Sun, Yu Su, Wenhui Chen, and Graham Neubig. Mmmu-pro: A more robust multi-discipline multimodal understanding benchmark. In *Proceedings of the 63rd Annual Meeting of the Association for Computational Linguistics (ACL)*, 2025. URL <https://aclanthology.org/2025.acl-long.736.pdf>.
- [32] xAI. RealWorldQA: A benchmark for real-world spatial understanding. <https://huggingface.co/datasets/xai-org/RealworldQA>, 2024.
- [33] Xingyu Fu, Yushi Hu, Bangzheng Li, Yu Feng, Haoyu Wang, Xudong Lin, Dan Roth, Noah A Smith, Wei-Chiu Ma, and Ranjay Krishna. BLINK: Multimodal large language models can see but not perceive. In *European Conference on Computer Vision (ECCV)*, 2024.
- [34] Alec Radford, Jong Wook Kim, Chris Hallacy, Aditya Ramesh, Gabriel Goh, Sandhini Agarwal, Girish Sastry, Amanda Askell, Pamela Mishkin, Jack Clark, Gretchen Krueger, and Ilya Sutskever. Learning transferable visual models from natural language supervision, 2021. URL <https://arxiv.org/abs/2103.00020>.
- [35] Katherine Lee, Daphne Ippolito, Andrew Nystrom, Chiyuan Zhang, Douglas Eck, Chris Callison-Burch, and Nicholas Carlini. Deduplicating training data makes language models better, 2021. URL <https://arxiv.org/abs/2107.06499>.
- [36] Alex Fang, Albin Madappally Jose, Amit Jain, Ludwig Schmidt, Alexander Toshev, and Vaishal Shankar. Data filtering networks, 2023. URL <https://arxiv.org/abs/2309.17425>.

-
- [37] Sang Michael Xie, Shibani Santurkar, Tengyu Ma, and Percy Liang. Data selection for language models via importance resampling, 2023. URL <https://arxiv.org/abs/2302.03169>.
- [38] Sang Michael Xie, Hieu Pham, Xuanyi Dong, Nan Du, Hanxiao Liu, Yifeng Lu, Percy Liang, Quoc V. Le, Tengyu Ma, and Adams Wei Yu. Doremi: Optimizing data mixtures speeds up language model pretraining, 2023. URL <https://arxiv.org/abs/2305.10429>.
- [39] Mansheej Paul, Surya Ganguli, and Gintare Karolina Dziugaite. Deep learning on a data diet: Finding important examples early in training, 2021. URL <https://arxiv.org/abs/2107.07075>.
- [40] Mengzhou Xia, Sadhika Malladi, Suchin Gururangan, Sanjeev Arora, and Danqi Chen. Less: Selecting influential data for targeted instruction tuning, 2024. URL <https://arxiv.org/abs/2402.04333>.
- [41] Zhenghao Lin, Zhibin Gou, Yeyun Gong, Xiao Liu, Yelong Shen, Ruochen Xu, Chen Lin, Yujiu Yang, Jian Jiao, Nan Duan, and Weizhu Chen. Rho-1: Not all tokens are what you need, 2024. URL <https://arxiv.org/abs/2404.07965>.
- [42] Ernie Chang, Yang Li, Patrick Huber, Vish Vogeti, David Kant, Yangyang Shi, and Vikas Chandra. AutoMixer: Checkpoint artifacts as automatic data mixers. In Wanxiang Che, Joyce Nabende, Ekaterina Shutova, and Mohammad Taher Pilehvar, editors, *Proceedings of the 63rd Annual Meeting of the Association for Computational Linguistics (Volume 1: Long Papers)*, pages 19942–19953, Vienna, Austria, July 2025. Association for Computational Linguistics. doi: 10.18653/v1/2025.acl-long.979. URL <https://aclanthology.org/2025.acl-long.979/>.
- [43] Ming Li, Yong Zhang, Zhitao Li, Jiuhai Chen, Lichang Chen, Ning Cheng, Jianzong Wang, Tianyi Zhou, and Jing Xiao. From quantity to quality: Boosting llm performance with self-guided data selection for instruction tuning, 2023. URL <https://arxiv.org/abs/2308.12032>.
- [44] Dingli Yu, Simran Kaur, Arushi Gupta, Jonah Brown-Cohen, Anirudh Goyal, and Sanjeev Arora. Skill-mix: a flexible and expandable family of evaluations for ai models, 2023. URL <https://arxiv.org/abs/2310.17567>.
- [45] Minghao Wu, Thuy-Trang Vu, Lizhen Qu, and Gholamreza Haffari. Mixture-of-skills: Learning to optimize data usage for fine-tuning large language models, 2024. URL <https://arxiv.org/abs/2406.08811>.
- [46] Lichang Chen, Shiyang Li, Jun Yan, Hai Wang, Kalpa Gunaratna, Vikas Yadav, Zheng Tang, Vijay Srinivasan, Tianyi Zhou, Heng Huang, and Hongxia Jin. Alpapasus: Training a better alpaca with fewer data, 2023. URL <https://arxiv.org/abs/2307.08701>.
- [47] David Mizrahi, Anders Boesen Lindbo Larsen, Jesse Allardice, Suzie Petryk, Yuri Gorokhov, Jeffrey Li, Alex Fang, Josh Gardner, Tom Gunter, and Afshin Dehghan. Language models improve when pretraining data matches target tasks, 2025. URL <https://arxiv.org/abs/2507.12466>.

A IMPLEMENTATION DETAILS

A.1 DATARATER HYPERPARAMETERS

Hyperparameters. We use $S = 2$ inner steps, accumulate over $K = K' = 32$ microbatches (effective batch size 128), and update the rater every 250 training steps.

A.2 RATER ARCHITECTURE DETAILS

All raters share the same architecture: a 6-layer transformer with 768 hidden dimensions and 12 attention heads ($\sim 50\text{M}$ parameters), operating on content features from a shared SigLIP 400M encoder. Scores are normalized with a sigmoid using temperature $\tau = 0.1$. We apply entropy regularization (coefficient 0.2) to prevent score collapse while maintaining sufficient weight variance.

A.3 BENCHMARK TRAJECTORIES ACROSS TRAINING

Table 5: VQA benchmark trajectories at 25k/50k/75k/100k steps.

Benchmark	SkillRater				Baseline				Original DataRater			
	25k	50k	75k	100k	25k	50k	75k	100k	25k	50k	75k	100k
VQAv2	72.24	72.46	71.88	74.01	71.81	67.84	65.57	70.15	69.64	72.96	67.92	66.70
RealWorldQA	53.53	58.12	54.97	61.26	60.60	60.34	61.26	60.47	53.01	57.20	55.76	57.72
TextVQA	57.85	42.20	64.49	67.07	61.44	66.75	65.66	69.45	48.49	57.02	56.74	57.91
MME	62.68	63.49	67.86	67.73	55.19	56.10	57.87	58.43	62.80	66.86	66.21	64.84
SEED-Bench	49.40	53.60	61.00	56.80	50.80	50.60	48.80	50.80	44.60	52.80	50.00	53.00
BLINK	31.40	33.40	36.80	31.60	33.60	34.60	33.40	33.40	32.00	34.40	32.40	30.20
VSR	63.20	66.20	67.60	71.60	61.60	57.00	57.40	56.00	66.40	60.40	65.60	69.80

B ADDITIONAL RESULTS

Table 6: Category average results at 25k, 50k, 75k, and 100k steps.					
Step	Category	Mammoth	DataRater	Combined	SKILLRATER
25k	STEM & Knowledge	19.13	20.90	22.48	21.25
	OCR	43.47	44.84	42.78	44.59
	Visual Understanding	67.18	67.78	68.95	68.53
	Overall	43.26	44.51	44.74	44.79
50k	STEM & Knowledge	17.45	20.16	20.59	20.61
	OCR	46.56	46.24	45.70	46.87
	Visual Understanding	66.63	68.51	70.67	68.76
	Overall	43.55	44.97	45.65	45.41
75k	STEM & Knowledge	19.15	21.24	22.86	22.58
	OCR	46.82	45.81	47.89	48.15
	Visual Understanding	65.43	68.27	70.73	70.74
	Overall	43.80	45.11	47.16	47.16
100k	STEM & Knowledge	20.07	20.88	22.39	23.61
	OCR	48.05	48.46	47.28	50.05
	Visual Understanding	65.91	68.33	71.36	71.54
	Overall	44.68	45.89	47.01	48.40