

Strain-Driven Altermagnetic Spin Splitting Effect in RuO₂

Seungjun Lee,^{1,*} Seung Gyo Jeong,² Jian-Ping Wang,^{1,2,3} Bharat Jalan,² and Tony Low^{1,3,†}

¹*Department of Electrical and Computer Engineering,
University of Minnesota, Minneapolis, MN 55455, USA*

²*Department of Chemical Engineering and Materials Science,
University of Minnesota, Minneapolis, MN 55455, USA*

³*School of Physics and Astronomy, University of Minnesota, Minneapolis, MN 55455, USA*

(Dated: February 13, 2026)

The non-relativistic spin-momentum locking in altermagnets gives rise to a time-reversal-odd spin Hall effect, known as the altermagnetic spin-splitting effect (ASSE). Although ASSE was first reported in RuO₂, subsequent experiments have yielded inconsistent results, leaving its spin-transport mechanism unclear. Here, we systematically investigate how strain, crystal orientation, and the Hubbard U parameter influence the magnetic ground state and spin Hall response of RuO₂. Guided by recent experimental observations, we find that U is likely smaller than the value required to induce intrinsic magnetism, suggesting that bulk RuO₂ and (001)/(101) RuO₂ thin films grown on TiO₂ are nonmagnetic in the absence of extrinsic effects. In contrast, (100) and (110) films exhibit strain-induced altermagnetic spin splitting, leading to a strong ASSE even without Hubbard U corrections. These results reconcile previous experimental discrepancies and provide design guidelines for RuO₂-based spintronic devices.

Altermagnetism is a newly identified magnetic phase in which opposite spin densities are compensated by proper/improper rotations, mirrors, or nonsymmorphic operations (screw or glide), rather than by a pure lattice translation. [1–3] This symmetry mechanism enables non-relativistic spin-momentum locking without net magnetization, creating new opportunities for spintronic and optoelectronic applications. [1, 4–10] Among proposed material candidates, RuO₂ has attracted particular attention following two early findings: (i) neutron and x-ray scattering experiments reporting room-temperature magnetic order, [11, 12] and (ii) density functional theory (DFT) calculations with a Hubbard U correction predicting strong altermagnetic spin splitting. [2, 3, 13] These predictions motivated subsequent experiments reporting signatures consistent with altermagnetism, including anomalous and planar Hall effects [6, 14, 15] and spin-resolved angle-resolved photoemission spectroscopy (ARPES). [16]

Despite these encouraging observations, the magnetic ground state of RuO₂ remains highly controversial. Large Hubbard U values employed in early theory may spuriously favor (or overstabilize) a magnetic solution, [17] and recent μ SR measurements [18, 19] and follow-up ARPES, optical, and x-ray studies [20–22] have all reported nonmagnetic behavior. One likely reason for these disparate reports is that RuO₂'s magnetic ground state is highly sensitive to subtle changes in lattice parameters, which can be modified through crystallographic orientation, epitaxial strain, and film thickness. [23, 24]

Adding to the uncertainty, spin-transport experiments have yielded signals that admit multiple interpretations. Early DFT calculations predicted that the altermagnetic spin-splitting effect (ASSE) in RuO₂ could generate an exceptionally large effective spin Hall angle ($\sim 28\%$), [7]

raising hopes that ASSE detection would offer a decisive signature of altermagnetism. However, while several studies indeed reported finite ASSE signals, [8, 9, 25–29] others found no ASSE. [30, 31] (Table S1) [32] Interpreting these results is further complicated by experimental details, such as substrate-induced strain and film thickness-dependence. [33, 34] In theoretical side, the appropriate Hubbard U value for RuO₂ remains unsettled.

To reconcile the ongoing debates surrounding RuO₂, we present a unified first-principles framework that treats epitaxial strain, crystallographic orientation, and electronic correlations on equal footing, and we track their coupled impact on both the magnetic ground state and spin-transport responses. We derive symmetry-constrained tensor forms for the spin Hall effect (SHE) and ASSE and analyze their angular dependence. We then investigate the electronic structure and spin-transport properties of (001), (100), (101), and (110) oriented films. Our results show that even without the Hubbard U correction, (100) and (110) oriented RuO₂ films can host magnetism and sizable ASSE. Finally, we discuss possible origins of the conflicting experimental observations.

We begin with our discussion on the general symmetry requirements of both SHE and ASSE. Throughout this work, we denote them as $\sigma_{\alpha\beta}^{\gamma}$ and $\sigma_{\alpha\beta}^{A,\gamma}$, respectively, where α , β , and γ represent cartesian coordinates and the superscript A indicates ASSE. Within the constant-broadening (constant- Γ) model, $\sigma_{\alpha\beta}^{\gamma}$ and $\sigma_{\alpha\beta}^{A,\gamma}$ can be interpreted as Fermi sea and Fermi surface contributions of a linear response of spin-current operator $j_{\alpha}^{\gamma} = \frac{1}{2}\{v_i, s_k\}$

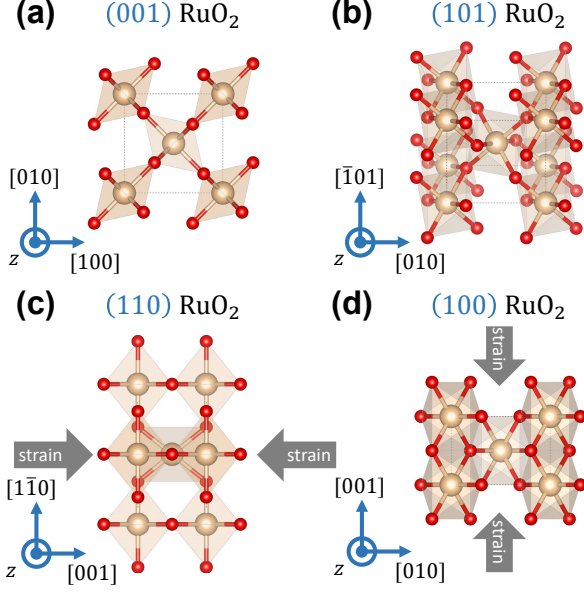


FIG. 1. (a-d) Top views of the crystal structures of RuO₂ with orientations (001), (101), (110), and (100), respectively. The arrows in (c) and (d) indicate the compressive strain imposed by the TiO₂ substrate along its [001] direction. (e) Hubbard U dependent Néel vector magnitude of bulk, (001), (101), (110) and (100) RuO₂, respectively, without spin-orbit coupling (SOC), and that of bulk RuO₂ with SOC. (f-h) Electronic structures of bulk (100) and (110) RuO₂ without U and SOC.

described as, [35, 36]

$$\sigma_{\alpha\beta}^{\gamma} = -\frac{e\hbar}{\pi} \sum_{\mathbf{k}n\mathbf{m}} \frac{\Gamma^2 \text{Re}[\langle \mathbf{n}\mathbf{k} | j_{\alpha}^{\gamma} | \mathbf{m}\mathbf{k} \rangle \langle \mathbf{m}\mathbf{k} | v_{\beta} | \mathbf{n}\mathbf{k} \rangle]}{[(\epsilon_F - \epsilon_{\mathbf{n}\mathbf{k}})^2 + \Gamma^2][(\epsilon_F - \epsilon_{\mathbf{m}\mathbf{k}})^2 + \Gamma^2]}, \quad (1)$$

$$\sigma_{\alpha\beta}^{A,\gamma} = -2e\hbar \sum_{\mathbf{k}n, \mathbf{m} \neq n} (f_{\mathbf{n}\mathbf{k}} - f_{\mathbf{m}\mathbf{k}}) \frac{\text{Im}[\langle \mathbf{n}\mathbf{k} | j_{\alpha}^{\gamma} | \mathbf{m}\mathbf{k} \rangle \langle \mathbf{m}\mathbf{k} | v_{\beta} | \mathbf{n}\mathbf{k} \rangle]}{(\epsilon_{\mathbf{n}\mathbf{k}} - \epsilon_{\mathbf{m}\mathbf{k}})^2 + \Gamma^2}, \quad (2)$$

where Γ indicate a broadening constant, v and s are velocity and spin operators, f is a Fermi-Dirac distribution, and $|\mathbf{n}\mathbf{k}\rangle$ is the eigenstate associated with the band $\epsilon_{\mathbf{n}\mathbf{k}}$ of the unperturbed system. It is importantly note that $\sigma_{\alpha\beta}^{\gamma}$ ($\sigma_{\alpha\beta}^{A,\gamma}$) is even (odd) under time reversal operator (\mathcal{T}). [36, 37] Therefore, ASSE also often referred to as the \mathcal{T} -odd SHC. Intuitively, thus, $\sigma_{\alpha\beta}^{A,\gamma}$ must be zero in nonmagnetic system, but can be non-zero in altermagnet. The shape of both \mathcal{T} -even and \mathcal{T} -odd SHC tensors are intrinsically constrained by materials' symmetries. [37–39]

Figure 1(a) show top views of (001) RuO₂ crystal structure and Table I summarizes its symmetry-restricted form of the spin Hall conductivity (SHC) tensors assuming non-zero Néel vector (\vec{N}) aligned along [001]. [8, 37] Even without spin-orbit coupling (SOC), the altermagnetic spin splitting induces finite spin currents, such as

$\sigma_{xy}^{A,z}$. With SOC, lattice-spin coupling introduces conventional \mathcal{T} -even terms as well as extra \mathcal{T} -odd contributions, e.g., $\sigma_{yz}^{A,x}$ and $\sigma_{zx}^{A,y}$. Given that the Fermi surface is predominantly polarized along [001], it is natural that $\sigma_{xy}^{A,z}$ dominates over $\sigma_{yz}^{A,x}$ and $\sigma_{zx}^{A,y}$. Consequently, in FM/(001) RuO₂ thin-film heterostructures, (Figure S1) the dominant ASSE contribution is $\sigma_{xy}^{A,z}$. [32] However, this component is difficult to detect with conventional spin-torque ferromagnetic resonance or second-harmonic measurements, because these techniques primarily probe spin currents flowing along out-of-plane directions. For this reason, alternative crystal orientations are often employed in experiments.

Figure 1(b-d) visualize crystal structures of (101), (110), and (100) RuO₂ crystal structures. Neglecting additional symmetry breaking from epitaxial strain, the SHC tensors of a rotated RuO₂ crystal (σ') can be obtained from its original tensors (σ) using the rotation matrix D as follows $\sigma'_{ij} = \sum_{lmn} D_{il} D_{jm} D_{kn} \sigma_{lm}^n$ where ijk and lmn are cartesian axes of the rotated and original RuO₂. [8] For (101) RuO₂, \vec{N} is tilted from out-of-plane direction by $\arctan(c/a) \sim 35^\circ$, where a and c are lattice constants of RuO₂ along [100] and [001] directions. Therefore, conventional and unconventional \mathcal{T} -even (σ_{yz}^y , σ_{zx}^z) and \mathcal{T} -odd SHC terms ($\sigma_{zx}^{A,y}$, $\sigma_{yz}^{A,x}$) arise. This is particularly interest because non-zero unconventional SHC facilitate field-free switching in spin-orbit torque devices. [40–42] In contrast, for both (110) and (100) RuO₂, \vec{N} lies within the plane, and the dominant ASSE components are $\sigma_{xx}^{A,y}$ and $\sigma_{zz}^{A,y}$, respectively. Moreover, the lattice mismatch between RuO₂ and TiO₂ induces a strong compressive and tensile strain in RuO₂ thin films along [001] (−4.7%) and [100]=[010] (+2.2%) directions, respectively. [23, 24] These strain effects are significant in (001), (100), and (110) RuO₂, but are relatively weak in (101) RuO₂ (+0.2% for [101]). Such strain can significantly modify the electronic structure and SHC tensors of RuO₂ and must be carefully considered when analyzing experimental results.

TABLE I. Symmetry-restricted shape of spin Hall conductivity tensors (SHC) of RuO₂ with [001] Néel vector. $\sigma_{\alpha\beta}^{\gamma}$ and $\sigma_{\alpha\beta}^{A,\gamma}$ represent \mathcal{T} -even and \mathcal{T} -odd SHC components, respectively. Since the response considered here is the DC limit, all tensor elements are real-valued.

	no SOC	SOC
σ^x	$\begin{pmatrix} 0 & 0 & 0 \\ 0 & 0 & 0 \\ 0 & 0 & 0 \end{pmatrix}$	$\begin{pmatrix} 0 & 0 & 0 \\ 0 & 0 & \sigma_{yz}^x + \sigma_{yz}^{A,x} \\ 0 & -\sigma_{zx}^y + \sigma_{zx}^{A,y} & 0 \end{pmatrix}$
σ^y	$\begin{pmatrix} 0 & 0 & 0 \\ 0 & 0 & 0 \\ 0 & 0 & 0 \end{pmatrix}$	$\begin{pmatrix} 0 & 0 & -\sigma_{yz}^x + \sigma_{yz}^{A,x} \\ 0 & 0 & 0 \\ \sigma_{zx}^y + \sigma_{zx}^{A,y} & 0 & 0 \end{pmatrix}$
σ^z	$\begin{pmatrix} 0 & \sigma_{xy}^{A,z} & 0 \\ \sigma_{xy}^{A,z} & 0 & 0 \\ 0 & 0 & 0 \end{pmatrix}$	$\begin{pmatrix} 0 & \sigma_{xy}^z + \sigma_{xy}^{A,z} & 0 \\ -\sigma_{xy}^z + \sigma_{xy}^{A,z} & 0 & 0 \\ 0 & 0 & 0 \end{pmatrix}$

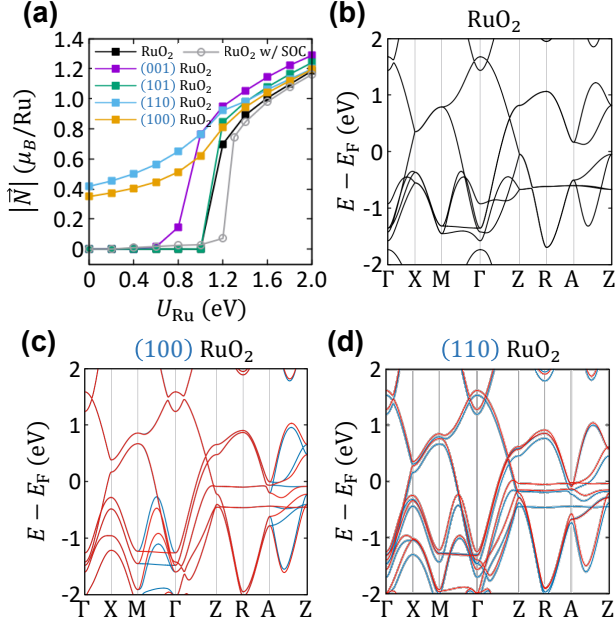


FIG. 2. (a) Hubbard U dependent Néel vector magnitude of bulk RuO_2 , and fully-strained (001), (101), (110) and (100) RuO_2 on TiO_2 substrates, respectively, without spin-orbit coupling (SOC), together with the result for bulk RuO_2 with SOC. (b-d) Electronic structures of bulk RuO_2 , fully-strained (100) and (110) RuO_2 , without U and SOC.

To investigate the U - and strain-dependent electronic structure of RuO_2 , we performed first-principles DFT calculations. To model epitaxial strain effects from the TiO_2 substrate, the in-plane lattice constants of RuO_2 were fixed to those of bulk TiO_2 , while the atomic positions and out-of-plane lattice constant were fully relaxed within DFT calculation. Hereafter, we refer to fully strained RuO_2 on (hkl) TiO_2 as (hkl) RuO_2 for convenience. To quantify the local magnetic moment, we defined the Néel vector magnitude as $|\vec{N}| = |\vec{\mu}_{\text{Ru}_1} - \vec{\mu}_{\text{Ru}_2}|/2$, where $\vec{\mu}_{\text{Ru}_1}$ and $\vec{\mu}_{\text{Ru}_2}$ denote the local magnetic moments of the two Ru atoms in the formula unit. All other computational details are provided in Supplementary Information (SI). [32]

Figure 2(a) summarizes the Hubbard U -dependent local magnetic moments of bulk, (001), (101), (110) and (100) RuO_2 , respectively. Without SOC, a critical Hubbard U value for nonmagnetic to magnetic phase transition is predicted between 1.0 and 1.2 eV for Ru 4d in a good agreement with the previous DFT calculation. [17] Including SOC slightly increases the critical U value (~ 1.2 eV). The (101) RuO_2 case shows nearly the same critical U as the bulk RuO_2 , due to weak lattice mismatch. For (001) RuO_2 , the critical U is slightly decreased (~ 0.8 eV) due to the reduced out-of-plane lattice constant induced by the Poisson ratio. [43] Interestingly, both (110) and (100) RuO_2 exhibit finite $|\vec{N}|$ even with

zero Hubbard U value. Notably, once $U > 1.2$ eV, $|\vec{N}|$ becomes insensitive to strain. This implies that, in RuO_2 , the origin of local magnetism also depends on the Hubbard U parameter. In the absence of U , itinerant magnetism arises from Fermi surface instability associated with the high density of states which is strain-sensitive, while large U drives strain-independent localized magnetism. [43]

Figure 2(b-d) show electronic band structures of bulk, (110), and (100) RuO_2 , respectively, without SOC and Hubbard U . We clearly found the altermagnetic spin splitting in (110) and (100) RuO_2 , while overall band structure highly resembles that of bulk RuO_2 . Spin splitting energies in (110) and (100) RuO_2 are order of a few tens of meV, which is much smaller than the predicted value (~ 1 eV) using $U = 2$ eV. [2, 39] In (110) RuO_2 , in-plane strain along $[1\bar{1}0]$ direction further lowers its symmetry and thus lifts spin-degeneracy over the entire momentum space, indicating that it becomes non-compensated ferrimagnet instead of ideal altermagnet. [24, 43]

The above discussion emphasize that determining a reasonable size of Hubbard U in RuO_2 is crucial. Recent discussions in the research community point toward the conclusion that a large $U > 1.2$ eV is unlikely, as supported by multiple experimental observations. First, the experimentally measured $|\vec{\mu}_{\text{Ru}}|$ of $0.05 \sim 0.15 \mu_B$ is an order of magnitude smaller than the $\sim 1.0 \mu_B$ predicted by DFT calculations with $U > 1.2$ eV. [11, 12] Second, the observed absence of magnetism in high-purity bulk RuO_2 further supports a small or zero U . [18, 19] Finally, recent optical spectroscopy measurements [21, 44] and spin-resolved ARPES studies [20, 45] are more consistent with $U \sim 0$ eV rather than $U > 1.2$ eV. Nonetheless, it is importantly noting that a small but finite U cannot be completely ruled out, thus surveying U -dependent properties remains valuable for a comprehensive understanding of RuO_2 .

Figure 3(a) shows the U -dependent \mathcal{T} -even SHCs of bulk RuO_2 at the Fermi level (E_F). At $U = 0$, σ_{yz}^x , σ_{zx}^y , and σ_{xy}^z are calculated to be -292 , -217 , and 99 (\hbar/e)S/cm, respectively, in a good agreement with the previous calculation using the same method. [46] By considering its experimental charge conductivity of $\sigma = 2.8 \times 10^4 \Omega^{-1}\text{cm}^{-1}$ at room temperature, [47] the corresponding spin Hall angle (SHAs) is order of $0.35 \sim 1\%$. The obtained \mathcal{T} -even SHCs are not very sensitive either $U < 1.0$ eV or $U > 1.4$ eV. However, near $U \sim 1.2$ eV, they abruptly evolves due to the magnetic phase transition. Overall, the magnitudes remain comparable to the $U = 0$ case, suggesting that RuO_2 is not a promising spin-orbit torque material when only \mathcal{T} -even contributions are considered.

Figures 3(b) and (c) shows U -dependent \mathcal{T} -odd SHCs and SHAs, respectively. As increasing U , altermagnetic spin splitting gives rise to \mathcal{T} -odd SHCs which expo-

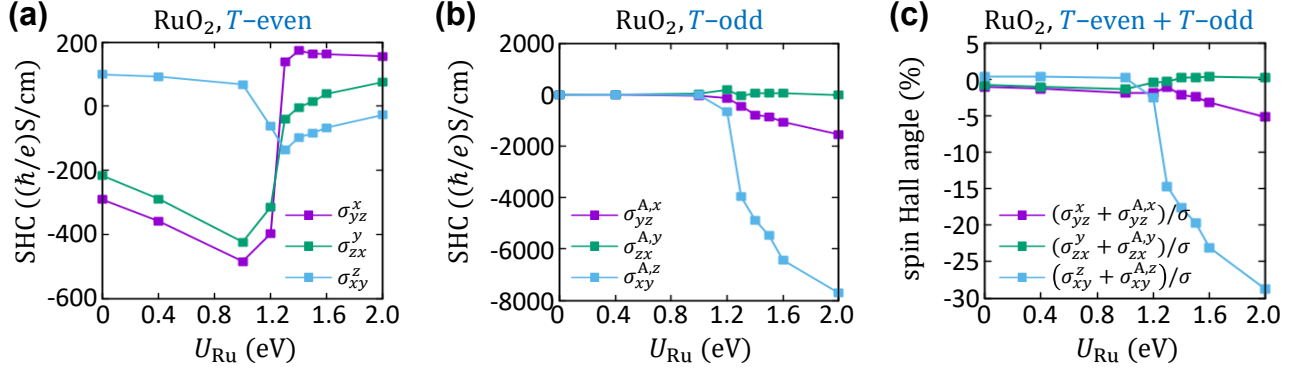


FIG. 3. (a-c) Hubbard U dependent T -even, T -odd spin Hall conductivities, and spin Hall angles of bulk RuO_2 at Fermi level. x , y , and z cartesian coordinates indicate corresponding directions in Fig. 1 (e).

sively increase near $U \sim 1.2$ eV. With $U = 2$ eV, the dominant T -odd SHC term, $\sigma_{xy}^{A,z}$, is calculated to be -7717 $(\hbar/e)\text{S/cm}$, which nearly four times larger than SHC of Pt (~ 2000 $(\hbar/e)\text{S/cm}$). [48] The corresponding Hall angle, $\sigma_{xy}^{A,z}/\sigma = -28\%$, is in good agreement with a previous study. [7] However, this value relies on the unrealistically large $U = 2$ eV. We further note that both T -even and T -odd SHCs are sensitive to E_F , and the detailed dependencies are summarized in Figs. S2 and S3. [32]

Through the previous discussion, we can reasonably argue that including Hubbard U may overestimate T -odd SHC. Since (100) and (110) RuO_2 exhibit magnetism even without U , we evaluate their representative T -even and T -odd SHC tensor components, summarized in Fig. 4(a-d). Here, we represented their azimuthal angle (ϕ , in-plane rotation) dependence to discuss how we differentiate these two contributions in experiments. The entire shape of T -even and T -odd SHC tensors of strained RuO_2 thin film is summarized in Tables S2 and S3. [32]

As shown in Fig. 4(a) and (b), the maximum order of T -even SHCs in both (100) and (110) RuO_2 are a few hundred of $(\hbar/e)\text{S/cm}$, and σ_{yz}^x reach maximum at $\phi = 90^\circ$ where charge current along $[001]$ direction. This angular dependence originates from anisotropy between $[001]$ and $[010]$ or $[\bar{1}10]$ directions. We emphasize this clear angular dependence in T -even SHE must be carefully considered in analyzing experimental data. For both orientations, neither $\phi = 0^\circ$ or $\phi = 90^\circ$, unconventional component, σ_{zx}^x becomes non-zero due to the lack of in-plane mirror operation corresponding to the charge current direction. [38]

Figure 4(b) shows ϕ -dependent dominant T -odd SHC of (100) RuO_2 . At $\phi = 0^\circ$, $\sigma_{zx}^{A,y}$ is calculated to be 4271 $(\hbar/e)\text{S/cm}$ and the corresponding SHA is around 15.3% , even without U . This significant SHA make it a promising spin-orbit torque material, and it is comparable or even larger than those of notable heavy metals

such as Pt (8%) [49] and Ta (15%) [50]. With non-zero ϕ , an unconventional component, At $\phi = 90^\circ$, $\sigma_{zx}^{A,x}$ becomes dominant but $\sigma_{yz}^{A,y}$ goes to zero because the spin polarization direction is locked to Néel vector. Since this unconventional spin component is not generated by T -even SHC at $\phi = 90^\circ$, this term can play an important experimental evidence of altermagnetic order of (100) RuO_2 . Due to the rotated Fermi surface, the conventional T -odd SHC term, $\sigma_{zx}^{A,y}$, is zero in (110) RuO_2 . Instead, it can generate longitudinal spin current as similar with ferromagnet, as shown in Fig. 4. At $\phi = 0^\circ$, $\sigma_{zx}^{A,y}$ and $\sigma_{zz}^{A,y}$ are calculated to be -4242 and 4301 $(\hbar/e)\text{S/cm}$, respectively. This longitudinal T -odd SHC may be utilized in altermagnetic tunneling magnetoresistance applications. [4, 51]

Finally, at this stage, we discuss the origin of the recent debate surrounding charge-to-spin conversion (or spin-to-charge conversion) experiments in ferromagnet/ RuO_2 thin films, as summarized in Table S1 in SI. [32] Our theoretical analysis shows that epitaxial strain alone is insufficient to stabilize magnetism in (101) RuO_2 . Therefore, the previous experimental observations of ASSE in this orientation are likely influenced by extrinsic factors such as defects, doping, [17] or surface/interface-induced magnetic moments. [52, 53] Thus, any T -odd SHC in (101) RuO_2 could be finite, but is expected to be small. This explains why the observed T -odd SHC in (101) RuO_2 is much smaller than the theoretical predictions based on large U value.

Instead, we shows that (100) RuO_2 is a more promising platform for unambiguous detection of T -odd SHC, because its T -even and T -odd components exhibit clearly distinct angular dependencies. This makes it particularly suitable for spin-torque and second-harmonic measurements. However, its experimental realization remains challenging due to the strong thickness dependence of epitaxial strain. Previous studies have shown that strain along the $[001]$ direction is rapidly relaxed as increasing film thickness above 4 nm. [24, 43] Therefore, to observe

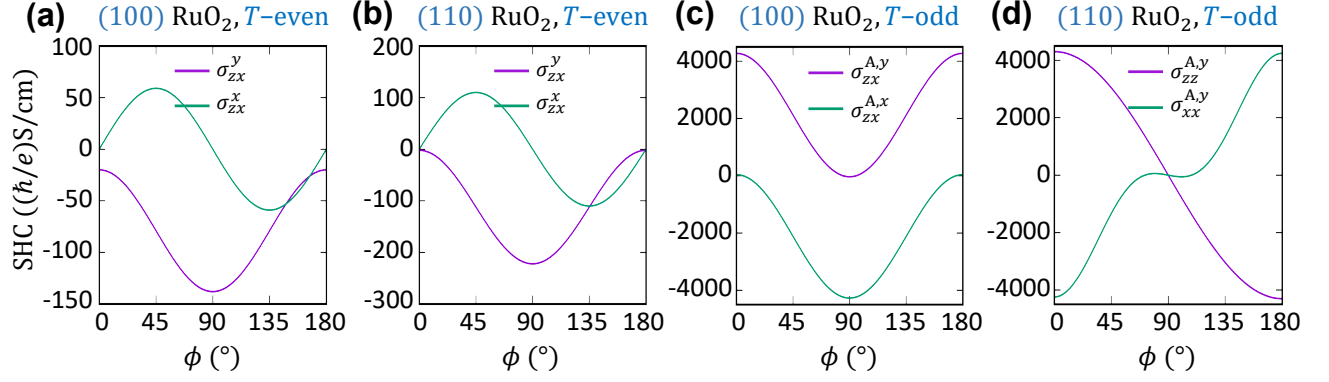


FIG. 4. The representative (a-b) \mathcal{T} -even and (c-d) \mathcal{T} -odd SHC tensor components in (100) and (110) RuO_2 , respectively. x , y , and z cartesian coordinates indicate corresponding directions in Fig. 1(g) and (h), and ϕ indicate the in-plane rotation angle.

nonzero \mathcal{T} -odd SHC in (100) RuO_2 , films must be sufficiently thin and exhibit high crystalline quality. In addition, the sign of the \mathcal{T} -odd SHC should flip when the Néel vector is reversed. Therefore, the relative sign between the \mathcal{T} -odd and \mathcal{T} -even SHCs can be either positive or negative, depending on the experimental conditions. This sign change can serve as an experimental strategy to identify the presence of a \mathcal{T} -odd SHC. [29]

In summary, we have performed a comprehensive theoretical investigation of the SHE and ASSE in RuO_2 , focusing on the influence of strain, crystallographic orientation, and electronic correlations. Our results demonstrate that the Hubbard U parameter plays a critical role in determining the magnetic ground state and spin Hall responses. A large U (> 1.2 eV), often assumed in previous studies, unrealistically enhances magnetism and \mathcal{T} -odd SHC. In contrast, experimental evidence and our calculations consistently suggest that RuO_2 is weakly correlated, with small or negligible U .

Without U , we find that, while (001) and (101) oriented RuO_2 films remain nonmagnetic, (100) and (110) orientations can exhibit altermagnetic spin splitting. In particular, strain-induced altermagnetism in (100) RuO_2 generates a remarkably large \mathcal{T} -odd SHC, corresponding to the SHA of approximately 15.3%. More importantly, the \mathcal{T} -even and \mathcal{T} -odd contributions in this geometry exhibit distinct angular dependencies, providing an unambiguous experimental pathway to verify the ASSE. Our findings explain why ASSE may have been absent in some experiments on bulk-like or (101) films, while simultaneously predicting a strong, detectable signature in high-quality, ultra-thin (100) films where epitaxial strain is maximized.

Acknowledgements This work was supported by AFOSR sponsored MURI (Grant #FA9550-25-1-0262) and NSF MEITY Program (ECCS 2415836).

* seunglee@umn.edu

† tlow@umn.edu

- [1] Šmejkal, L., González-Hernández, R., Jungwirth, T. & Sinova, J. Crystal time-reversal symmetry breaking and spontaneous hall effect in collinear antiferromagnets. *Sci. adv.* **6**, eaaz8809 (2020).
- [2] Šmejkal, L., Sinova, J. & Jungwirth, T. Emerging research landscape of altermagnetism. *Phys. Rev. X* **12**, 040501 (2022).
- [3] Šmejkal, L., Sinova, J. & Jungwirth, T. Beyond conventional ferromagnetism and antiferromagnetism: A phase with nonrelativistic spin and crystal rotation symmetry. *Phys. Rev. X* **12**, 031042 (2022).
- [4] Shao, D.-F., Zhang, S.-H., Li, M., Eom, C.-B. & Tsymbal, E. Y. Spin-neutral currents for spintronics. *Nat. Commun.* **12**, 7061 (2021).
- [5] Zhou, X., Feng, W., Yang, X., Guo, G.-Y. & Yao, Y. Crystal chirality magneto-optical effects in collinear antiferromagnets. *Phys. Rev. B* **104**, 024401 (2021).
- [6] Feng, Z. *et al.* An anomalous hall effect in altermagnetic ruthenium dioxide. *Nat. Electron.* **5**, 735–743 (2022).
- [7] González-Hernández, R. *et al.* Efficient electrical spin splitter based on nonrelativistic collinear antiferromagnetism. *Phys. Rev. Lett.* **126**, 127701 (2021).
- [8] Bose, A. *et al.* Tilted spin current generated by the collinear antiferromagnet ruthenium dioxide. *Nat. Electron.* **5**, 267–274 (2022).
- [9] Bai, H. *et al.* Observation of spin splitting torque in a collinear antiferromagnet RuO_2 . *Phys. Rev. Lett.* **128**, 197202 (2022).
- [10] Weber, M. *et al.* All optical excitation of spin polarization in d-wave altermagnets. *arXiv preprint arXiv:2408.05187* (2024).
- [11] Berlijn, T. *et al.* Itinerant antiferromagnetism in RuO_2 . *Phys. Rev. Lett.* **118**, 077201 (2017).
- [12] Zhu, Z. *et al.* Anomalous antiferromagnetism in metallic RuO_2 determined by resonant x-ray scattering. *Phys. Rev. Lett.* **122**, 017202 (2019).
- [13] Ahn, K.-H., Hariki, A., Lee, K.-W. & Kuneš, J. Antiferromagnetism in RuO_2 as d-wave Pomeranchuk instability. *Phys. Rev. B* **99**, 184432 (2019).

- [14] Tschirner, T. *et al.* Saturation of the anomalous Hall effect at high magnetic fields in altermagnetic RuO₂. *APL Mater.* **11** (2023).
- [15] Song, J. *et al.* Spin-Orbit Coupling Driven Magnetic Response in Altermagnetic RuO₂. *Small* **21**, 2407722 (2025).
- [16] Fedchenko, O. *et al.* Observation of time-reversal symmetry breaking in the band structure of altermagnetic RuO₂. *Sci. adv.* **10**, eadj4883 (2024).
- [17] Smolyanyuk, A., Mazin, I. I., Garcia-Gassull, L. & Valentí, R. Fragility of the magnetic order in the prototypical altermagnet RuO₂. *Phys. Rev. B* **109**, 134424 (2024).
- [18] Hiraishi, M. *et al.* Nonmagnetic ground state in RuO₂ revealed by muon spin rotation. *Phys. Rev. Lett.* **132**, 166702 (2024).
- [19] Keßler, P. *et al.* Absence of magnetic order in RuO₂: insights from μ SR spectroscopy and neutron diffraction. *npj Spintronics* **2**, 50 (2024).
- [20] Liu, J. *et al.* Absence of altermagnetic spin splitting character in rutile oxide RuO₂. *Phys. Rev. Lett.* **133**, 176401 (2024).
- [21] Wenzel, M. *et al.* Fermi-liquid behavior of nonaltermagnetic RuO₂. *Phys. Rev. B* **111**, L041115 (2025).
- [22] Kiefer, L. *et al.* Crystal structure and absence of magnetic order in single-crystalline RuO₂. *J. Phys. Condens. Matter.* **37**, 135801 (2025).
- [23] Jeong, S. G. *et al.* Altermagnetic polar metallic phase in ultra-thin epitaxially-strained RuO₂ films. *arXiv preprint arXiv:2405.05838* (2024).
- [24] Jeong, S. G. *et al.* Metallicity and anomalous Hall effect in epitaxially strained, atomically thin RuO₂ films. *Proc. Natl. Acad. Sci. USA.* **122**, e2500831122 (2025).
- [25] Bai, H. *et al.* Efficient spin-to-charge conversion via altermagnetic spin splitting effect in antiferromagnet RuO₂. *Phys. Rev. Lett.* **130**, 216701 (2023).
- [26] Guo, Y. *et al.* Direct and inverse spin splitting effects in altermagnetic RuO₂. *Adv. Sci.* **11**, 2400967 (2024).
- [27] Liao, C.-T., Wang, Y.-C., Tien, Y.-C., Huang, S.-Y. & Qu, D. Separation of Inverse altermagnetic spin-splitting effect from inverse spin Hall effect in RuO₂. *Phys. Rev. Lett.* **133**, 056701 (2024).
- [28] Li, Z. *et al.* Fully Field-Free Spin-Orbit Torque Switching Induced by Spin Splitting Effect in Altermagnetic RuO₂. *Adv. Mater.* **37**, 2416712 (2025).
- [29] Jung, H. *et al.* Reversible Spin Splitting Effect in Altermagnetic RuO₂ Thin Films. *Nano Lett.* **25**, 16985–16991 (2025).
- [30] Wang, Z. *et al.* Inverse Spin Hall Effect Dominated Spin-Charge Conversion in (101) and (110)-Oriented RuO₂ Films. *Phys. Rev. Lett.* **133**, 046701 (2024).
- [31] Wang, Y.-C. *et al.* Robust Anisotropic Spin Hall Effect in Rutile RuO₂. *arXiv preprint arXiv:2503.07985* (2025).
- [32] See supplemental material .
- [33] Ji, N., Lauter, V., Zhang, X., Ambaye, H. & Wang, J.-P. Strain induced giant magnetism in epitaxial Fe₁₆N₂ thin film. *Appl. Phys. Lett.* **102** (2013).
- [34] Quarterman, P. *et al.* Demonstration of Ru as the 4th ferromagnetic element at room temperature. *Nat. commun.* **9**, 2058 (2018).
- [35] Freimuth, F., Blügel, S. & Mokrousov, Y. Spin-orbit torques in Co/Pt(111) and Mn/W(001) magnetic bilayers from first principles. *Phys. Rev. B* **90**, 174423 (2014).
- [36] Železný, J., Zhang, Y., Felser, C. & Yan, B. Spin-polarized current in noncollinear antiferromagnets. *Phys. Rev. Lett.* **119**, 187204 (2017).
- [37] Železný, J. *et al.* Spin-orbit torques in locally and globally noncentrosymmetric crystals: Antiferromagnets and ferromagnets. *Phys. Rev. B* **95**, 014403 (2017).
- [38] Roy, A., Guimarães, M. H. & Sławińska, J. Unconventional spin hall effects in nonmagnetic solids. *Phys. Rev. Mater.* **6**, 045004 (2022).
- [39] Jeong, D., Kang, S.-H. & Kwon, Y.-K. Magnetic and crystal symmetry effects on spin hall conductivity in altermagnets. *arXiv preprint arXiv:2508.07639* (2025).
- [40] MacNeill, D. *et al.* Control of spin-orbit torques through crystal symmetry in WTe₂/ferromagnet bilayers. *Nat. Phys.* **13**, 300–305 (2017).
- [41] Liu, L. *et al.* Symmetry-dependent field-free switching of perpendicular magnetization. *Nature Nanotechnology* **16**, 277–282 (2021).
- [42] Yang, Y. *et al.* Large Spin-Orbit Torque with Multi-Directional Spin Components in Ni₄W. *Adv. Mater.* **95**, 2416763 (2025).
- [43] Forte, J. D. S. *et al.* Strain Engineering of Altermagnetic Symmetry in Epitaxial RuO₂ Films (2025). 2510.26581.
- [44] Jeong, S. G. *et al.* Anisotropic strain relaxation-induced directional ultrafast carrier dynamics in RuO₂ films. *Sci. Adv.* **11**, eadw7125 (2025).
- [45] Zhang, Y. *et al.* Observation of mirror-odd and mirror-even spin texture in ultra-thin epitaxially-strained RuO₂ films. *arXiv preprint arXiv:2509.16361* (2025).
- [46] Sun, Y., Zhang, Y., Liu, C.-X., Felser, C. & Yan, B. Dirac nodal lines and induced spin hall effect in metallic rutile oxides. *Phys. Rev. B* **95**, 235104 (2017).
- [47] Ryden, W., Lawson, A. & Sartain, C. C. Electrical Transport Properties of IrO₂ and RuO₂. *Phys. Rev. B* **1**, 1494 (1970).
- [48] Guo, G.-Y., Murakami, S., Chen, T.-W. & Nagaosa, N. Intrinsic spin hall effect in platinum: First-principles calculations. *Phys. Rev. Lett.* **100**, 096401 (2008).
- [49] Liu, L., Moriyama, T., Ralph, D. C. & Buhrman, R. A. Spin-torque ferromagnetic resonance induced by the spin hall effect. *Phys. Rev. Lett.* **106**, 036601 (2011).
- [50] Liu, L. *et al.* Spin-torque switching with the giant spin hall effect of tantalum. *Science* **336**, 555–558 (2012).
- [51] Noh, S. *et al.* Tunneling Magnetoresistance in Altermagnetic RuO₂-Based Magnetic Tunnel Junctions. *Phys. Rev. Lett.* **134**, 246703 (2025).
- [52] Ho, D. Q., To, D. Q., Hu, R., Bryant, G. W. & Janotti, A. Symmetry-breaking induced surface magnetization in nonmagnetic RuO₂. *Phys. Rev. Mater.* **9**, 094406 (2025).
- [53] Akashdeep, A. *et al.* Surface-Localized Magnetic Order in RuO₂ Thin Films Revealed by Low-Energy Muon Probes. *arXiv preprint arXiv:2510.08064* (2025).