

KuaiSearch: A Large-Scale E-Commerce Search Dataset for Recall, Ranking, and Relevance

Yupeng Li^{*†}

State Key Laboratory of Cognitive
Intelligence, University of Science and
Technology of China
Hefei, Anhui, China
liyupeng@mail.ustc.edu.cn

Ben Chen^{*}

Kuaishou Technology
Beijing, China
chenben03@kuaishou.com

Mingyue Cheng[‡]

State Key Laboratory of Cognitive
Intelligence, University of Science and
Technology of China
Hefei, Anhui, China
mycheng@ustc.edu.cn

Zhiding Liu

State Key Laboratory of Cognitive
Intelligence, University of Science and
Technology of China
Hefei, Anhui, China
zhiding@mail.ustc.edu.cn

Xuxin Zhang

Kuaishou Technology
Beijing, China
zhangxuxin@kuaishou.com

Chenyi Lei[‡]

Kuaishou Technology
Beijing, China
leichy@mail.ustc.edu.cn

Wenwu Ou

Kuaishou Technology
Beijing, China
ouwenweu@gmail.com

Abstract

E-commerce search serves as a central interface, connecting user demands with massive product inventories and plays a vital role in our daily lives. However, in real-world applications, it faces challenges, including highly ambiguous queries, noisy product texts with weak semantic order, and diverse user preferences, all of which make it difficult to accurately capture user intent and fine-grained product semantics. In recent years, significant advances in large language models (LLMs) for semantic representation and contextual reasoning have created new opportunities to address these challenges. Nevertheless, existing e-commerce search datasets still suffer from notable limitations: queries are often heuristically constructed, cold-start users and long-tail products are filtered out, query and product texts are anonymized, and most datasets cover only a single stage of the search pipeline. Collectively, these issues constrain research on LLM-based e-commerce search. To address these challenges, we construct and release **KuaiSearch**—to the best of our knowledge, **the largest e-commerce search dataset** currently available. KuaiSearch is built upon real user search interactions from the Kuaishou platform, preserving authentic user queries and

natural-language product texts, covering cold-start users and long-tail products, and systematically spanning three key stages of the search pipeline: *recall*, *ranking*, and *relevance judgment*. We conduct a comprehensive analysis of KuaiSearch from multiple perspectives, including products, users, and queries, and establish benchmark experiments across several representative search tasks. Experimental results demonstrate that KuaiSearch provides a valuable foundation for research on real-world e-commerce search. The dataset is publicly available at: <https://github.com/benchen4395/KuaiSearch>.

CCS Concepts

• **Information systems** → **Information retrieval**.

Keywords

E-commerce Search, Dataset, Personalized

ACM Reference Format:

Yupeng Li, Ben Chen, Mingyue Cheng, Zhiding Liu, Xuxin Zhang, Chenyi Lei, and Wenwu Ou. 2018. KuaiSearch: A Large-Scale E-Commerce Search Dataset for Recall, Ranking, and Relevance. In *Proceedings of Make sure to enter the correct conference title from your rights confirmation email (Conference acronym 'XX)*. ACM, New York, NY, USA, 9 pages. <https://doi.org/XXXXXXX.XXXXXXX>

1 Introduction

E-commerce search plays a vital role in our daily lives by serving as the primary interface through which users express information needs, explore product content, and make purchasing decisions on online platforms [29, 39]. As the scale and diversity of online marketplaces continue to grow, e-commerce search has become a critical infrastructure component that directly influences user satisfaction, engagement, and conversion behavior, and largely determines the overall effectiveness of modern e-commerce systems.

^{*}Equal Contribution.

[†]Work done during internship at Kuaishou Technology.

[‡]Corresponding author.

Permission to make digital or hard copies of all or part of this work for personal or classroom use is granted without fee provided that copies are not made or distributed for profit or commercial advantage and that copies bear this notice and the full citation on the first page. Copyrights for components of this work owned by others than the author(s) must be honored. Abstracting with credit is permitted. To copy otherwise, or republish, to post on servers or to redistribute to lists, requires prior specific permission and/or a fee. Request permissions from [permissions@acm.org](https://permissions.acm.org).

Conference acronym 'XX, Woodstock, NY

© 2018 Copyright held by the owner/author(s). Publication rights licensed to ACM.

ACM ISBN 978-1-4503-XXXX-X/2018/06

<https://doi.org/XXXXXXX.XXXXXXX>

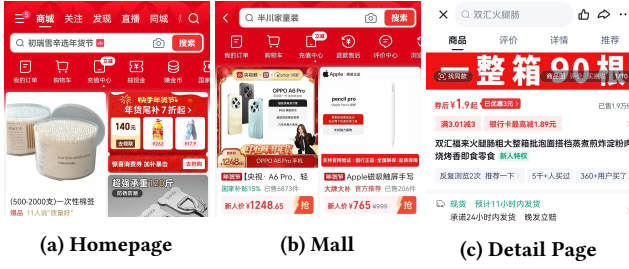


Figure 1: The main search entries in the Kuaishou Platform.

As a result, search quality is crucial for effectively connecting user demand with massive product inventories.

In e-commerce scenarios, user queries are often broad and inherently ambiguous, typically consisting of brand names, product categories, or attribute-related keywords rather than complete and well-specified product descriptions [27, 38]. Consequently, even minor inaccuracies in attribute understanding or matching can result in a substantial degradation in retrieval relevance. Meanwhile, product-side textual information—including titles, keywords, and descriptions—is generally lengthy and highly noisy. To increase exposure, merchants frequently inject large amounts of irrelevant or weakly related keywords into product descriptions, leading to loosely organized texts in which core information such as brand, attributes, and category appears in an unstructured and arbitrary order [9, 31]. This phenomenon weakens the discriminative capability of representation models and negatively affects both user experience and overall platform conversion performance. In addition, e-commerce search exhibits pronounced user heterogeneity: the same query may correspond to substantially different budget ranges, preference attributes, usage contexts, and category demands across users (e.g., “mouse”, “white shoes”, or “dresses”). As a result, effective e-commerce search systems must not only capture the semantic meaning of queries themselves, but also accurately identify users’ true intent and model personalized preferences [1–3, 20]. Under these conditions, relying solely on static relevance modeling between queries and product texts is insufficient to fully capture users’ true purchase intent in e-commerce search. With the rapid advancement of large language models (LLMs), integrating LLMs with user profiling, preference alignment, and semantic understanding has been widely recognized as a promising research direction [4, 21, 40]. Such integration can effectively bridge the semantic gap between query expressions and product descriptions, thereby enabling more accurate modeling of user needs and purchase intent.

However, existing public e-commerce search datasets still exhibit significant limitations in terms of data scale, textual completeness, the richness of user behavior signals, and coverage of the search pipeline. Specifically, early studies have largely relied on Amazon datasets, in which queries are typically heuristically constructed [3, 30], and cold-start users as well as long-tail products are often filtered out. Such preprocessing introduces substantial discrepancies between the resulting data distribution and real-world e-commerce search scenarios, thereby raising concerns about the reliability of experimental conclusions and limiting the practical applicability of the resulting models. To mitigate some of these issues, the JDsearch

dataset [19] incorporates real user queries together with multiple types of user-product interactions (e.g., clicks, add-to-cart actions, and purchases), while retaining cold-start users and long-tail products, thus providing a more realistic experimental setting. Nevertheless, the anonymization of textual content in JDsearch largely constrains research on LLM-based e-commerce search. More recently, the Qilin dataset [5] provides natural-language text; however, its search scenario is closer to content browsing than product search, and it lacks key behavioral signals required to model user purchase intent and personalized preferences. In addition, its data scale is relatively limited, covering only a single day of interactions. Furthermore, most existing datasets focus on only a single stage of the search pipeline (e.g., recall or ranking), which restricts systematic investigation and methodological innovation for realistic, end-to-end e-commerce search systems. Overall, existing datasets struggle to simultaneously balance data scale, textual completeness, behavioral signal richness, and multi-stage search coverage, and therefore remain insufficient to fully support LLM-based application research in real-world e-commerce search scenarios.

To effectively address the aforementioned challenges, we construct and release **KuaiSearch**, an e-commerce search dataset built upon one of the most popular short-video platforms in China, Kuaishou. Figure 1 illustrates the primary entry points for product search on the platform, including the homepage, mall page, and product detail page, which together constitute the core interfaces through which users initiate search requests. KuaiSearch explicitly covers three key components of the e-commerce search pipeline—*recall*, *ranking*, and *relevance judgment*—thereby enabling systematic research on multi-stage e-commerce search systems. The dataset consists of approximately 330,000 users, 18,000,000 products, and 2,500,000 real search queries and, to the best of our knowledge, is **the largest e-commerce search dataset** currently available. During dataset construction, we fully retain real user search queries without applying any popularity-based filtering on products, and include users with diverse historical behavior lengths, thus preserving data distributions that closely reflect real-world commercial environments. We further conduct multi-perspective analyses and benchmark representative models on KuaiSearch, demonstrating its research value and practical utility for e-commerce search.

In summary, the main contributions of this work are as follows:

- We propose and release KuaiSearch, a large-scale e-commerce search dataset with real user queries, a full-category product catalog, and diverse long-term user behaviors, without popularity-based filtering, thereby preserving data distributions that reflect real-world e-commerce search scenarios.
- KuaiSearch covers three core components of industrial e-commerce search pipelines—*recall*, *ranking*, and *relevance judgment*, enabling systematic multi-stage retrieval research.
- We provide comprehensive dataset analysis and benchmark representative models on KuaiSearch, demonstrating its effectiveness and value for e-commerce search research.

2 Related Work

2.1 E-commerce Search

Early e-commerce search systems are primarily based on traditional information retrieval methodologies, which measure relevance by

Table 1: Statistical comparison of e-commerce search datasets. KuaiSearch-Lite is a subset of KuaiSearch and is therefore excluded from largest/second-largest comparisons. The largest and second-largest values in each column are highlighted in bold and underlined, respectively.

Dataset	# Users	# Items	# Queries	Text form
Amazon	<u>192,403</u>	63,001	3,221 ¹	text
JDsearch	173,831	<u>12,872,736</u>	<u>171,728</u>	anon'd
KuaiSearch-Lite	102,086	6,634,118	555,553	text
KuaiSearch	331,930	18,605,582	2,574,949	text
Relative scale	1.72×	1.45×	15.00×	–

¹ Queries in the Amazon dataset are manually constructed.

modeling the term-matching relationships between user queries and product texts. Among these, sparse retrieval methods represented by TF-IDF and BM25 [25, 26] have long served as essential baselines for e-commerce search tasks due to their efficiency and stable performance in large-scale retrieval scenarios. With the advancement of deep learning, neural network-based retrieval and ranking models have gradually become the dominant approach. These methods typically encode queries and products into dense vector representations and perform retrieval via similarity measures. For instance, models such as DPR and ANCE [16, 35] significantly outperform traditional sparse retrieval in semantic matching capabilities. Furthermore, neural ranking models [1–3] are typically applied after the retrieval stage to re-rank candidate products by integrating richer features, thereby enabling more personalized and fine-grained result ordering.

In recent years, with the advancement of large-scale pre-trained language models, generative retrieval frameworks have gradually emerged in the field of e-commerce search and have demonstrated promising potential. Representative works such as DSI, DSI-QG, and LTRGR [18, 28, 42] were among the first to explore the application of generative models to retrieval tasks, laying the foundation for the formulation and development of the generative retrieval paradigm. Subsequently, studies including OneSearch and OneSug [4, 14] investigate the use of generative models to unify the modeling of retrieval and ranking processes, while OneVision [40] further extends this paradigm to multimodal e-commerce search scenarios. Despite their strong capabilities in semantic understanding and user intent modeling, the research community still lacks large-scale e-commerce search datasets that simultaneously encompass natural language text and authentic user behaviors. This limitation substantially restricts the systematic study and in-depth exploration of such methods in realistic e-commerce search environments.

2.2 Existing Datasets

Datasets form the foundation for improving and evaluating retrieval systems. Widely used general-purpose retrieval datasets, such as MS MARCO and NQ [17, 23], are primarily designed around question-style queries with relatively explicit intent, making them suitable for evaluating factoid retrieval and question answering tasks. However, these datasets typically do not model individual user differences or historical behavioral context, and their query formulations differ substantially from those observed in real-world e-commerce search.

Table 2: Field Descriptions and Data Sizes of Different Components in KuaiSearch.

Table	Size	Fields
User	331,930	user id, gender, age, location
Item	18,605,582	item id, title, brand id/name, seller id/name, category L1 id/name, category L2 id/name, category L3 id/name
Recall	2,574,949	user id, session id, time index, query, impressed item ids, clicked item ids, purchased item ids
Ranking	81,401,477	user id, user statistical features, fan number, follow number, session id, time index, query, search entrance, recently clicked item ids, recently purchased item ids, target item id, target item statistical features, target item price, is clicked, is purchased
Relevance	46,422	query, title, brand name, seller name, attribute, score

As a result, they are insufficient for capturing the personalized needs and preference evolution inherent in purchase decision processes. In contrast, e-commerce search exhibits more distinctive domain characteristics. User queries are often composed of brand names, category terms, or attribute keywords, leading to more ambiguous semantic expressions that heavily depend on context. Meanwhile, product texts are generally lengthy and noisy, and user behaviors display pronounced personalization and long-tail distributions.

The Amazon datasets have been widely adopted in recommendation and retrieval studies; however, queries are typically heuristically constructed from product metadata [3, 30], and cold-start users as well as long-tail products are often filtered out. Such preprocessing alters the original data distribution to some extent, leading to discrepancies with real-world e-commerce search scenarios and thereby limiting the representativeness of model evaluation results in practical applications. The JDsearch dataset [19] introduces real user queries together with multiple types of user-product interaction signals, while retaining cold-start users and long-tail products without popularity-based filtering, thereby providing a more realistic setting. Nevertheless, the anonymization of both queries and product texts in JDsearch largely constrains research on e-commerce search based on LLMs. More recently, the Qilin dataset [5] provides plaintext content for personalized retrieval research, but its application scenario is closer to content browsing than to product search. In addition, its limited scale, with user interactions collected over only a single day, is insufficient to support modeling long-term and complex user behavior patterns.

3 The KuaiSearch Dataset

In this section, we provide a systematic introduction to the KuaiSearch dataset. We present an integrated overview of the data construction pipeline and the KuaiSearch data schema to clearly characterize the underlying information structure.

We construct the KuaiSearch dataset based on real user search data collected from the e-commerce module of the KuaiShou platform, covering diverse user search behaviors in real-world scenarios. The data construction process consists of five components: user

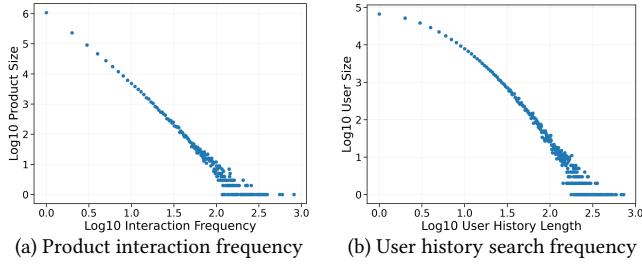


Figure 2: Log-log distributions of product interaction frequencies and the number of searches per user.

behavior collection, product metadata collection, user metadata collection, ranking data construction, and relevance data construction.

User Behavior Collection. We randomly sampled 331,930 users who exhibited core interaction behaviors on the platform after June 1, 2025. For each sampled user, we collected all product search activities within the corresponding time window. For each search request, we retained the complete set of exposed items and recorded user feedback signals, including clicks and purchases. Notably, we also retained search requests with no clicks or purchases to ensure the completeness of user behavior logs and to explicitly provide negative feedback signals. During data construction, no constraints were imposed on the user population or the length of users’ historical behaviors; as a result, the resulting dataset naturally covers diverse user behavior patterns and more faithfully reflects real-world e-commerce search scenarios.

Product Metadata Collection. On the product side, we collect essential product metadata, including product titles, three-level category hierarchies, brand names, and seller names. All textual fields are retained in plaintext, enabling research on natural language understanding and semantic matching in e-commerce search.

User Metadata Collection. On the user side, we record basic demographic attributes, including gender, age group, and geographic location. These features provide auxiliary signals for modeling user heterogeneity and personalized search behavior.

Ranking Data Construction. Based on the complete user interaction logs, we further construct ranking data for each search request. Specifically, we augment the dataset with rich user-level and product-level features. On the user side, these include the numbers of followees and followers, as well as clicks, exposures, purchases, and gross merchandise value (GMV) over the past 30 days. On the product side, we provide exposure count, click count, purchase count, and price. In addition, the ranking data explicitly record the search entrance to characterize differences in user behavior patterns and search intent across scenarios. Furthermore, we include the user’s most recent 20 clicked products and most recent 20 purchased products as sequential behavior features, enabling more fine-grained modeling of preference evolution and intent dynamics.

Relevance Data Construction. To support research on relevance modeling, we construct a relevance dataset consisting of 46,422 query-product pairs. On the product side, we provide product titles, seller names, brand names, and attribute values. All query-product

pairs are manually annotated by domain experts with e-commerce expertise using a four-level graded relevance scheme, thereby providing fine-grained supervision signals.

Overall, KuaiSearch is constructed from real-world e-commerce search interactions collected from 331,930 users. For privacy and compliance considerations, all user ids, item ids, and related identifiers are remapped, and all timestamps are re-encoded using relative time representations. To strike a balance between experimental efficiency and reproducibility, we further construct and release KuaiSearch-Lite, a lightweight subset of the full dataset, designed to support rapid model validation, ablation studies, and research under constrained budgets. Table 1 compares the statistics of KuaiSearch (and KuaiSearch-Lite) with those of existing e-commerce search datasets, including Amazon and JDsearch. The fields included in KuaiSearch are summarized in Table 2, while relevance data statistics are deferred to Section 4.3.

4 Primary Data Analysis

This section presents a primary analysis of KuaiSearch, including (1) demographics, (2) search interaction and content analysis over products, users, and queries, and (3) relevance data analysis.

4.1 Demographics

According to IP location information, the dataset contains 331,930 users from more than 62 countries or regions, with the vast majority of users located in China (99.82%). In terms of gender distribution, female users account for 59.34%, while the remaining users are male. Regarding age distribution, the user population is dominated by young and middle-aged individuals. Specifically, users aged 31–40 constitute the largest group (24.96%), followed by those aged 18–23 (15.94%), 41–49 (16.18%), and 50 and above (15.90%). Users aged 12–17 and 24–30 account for 15.31% and 11.33%, respectively. Overall, users aged 12 to 50 comprise more than 80% of the population, indicating that the dataset primarily covers core user groups with strong search and consumption demands. In contrast, users aged 11 and below represent only 0.38%, accounting for a very small proportion of the dataset.

4.2 Search Interaction and Content Analysis

In this section, we analyze the characteristics of e-commerce search in KuaiSearch from the perspectives of products, users, and queries, covering behavioral patterns, content properties, and distributions.

4.2.1 Product Analysis. First, we present the distribution of product interaction frequencies in the KuaiSearch dataset in Figure 2 (a). As shown, the interaction frequencies exhibit a clear power-law distribution: a large number of products are interacted with only a few times by users (i.e., cold products), while only a small fraction of products receive frequent interactions. This pronounced long-tail distribution reflects the highly imbalanced popularity of products in real-world e-commerce search scenarios. On the one hand, the vast majority of cold products constitute the main body of the product space, leading to severe data sparsity; on the other hand, a limited number of frequently interacted products concentrate most of the user behavior signals.

We further analyze product-level textual characteristics based on item titles. Figure 3 (a) presents a word cloud of the top-200 most

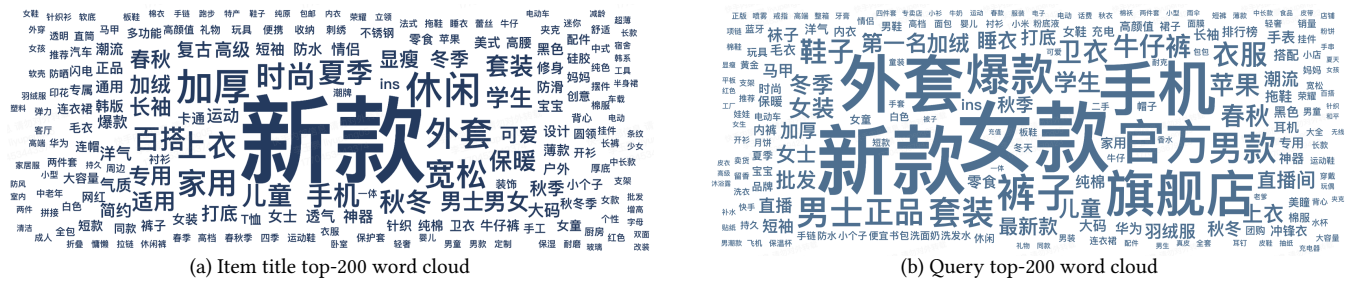


Figure 3: Word cloud visualizations of the most frequent tokens in item titles and user queries (Top-200), reflecting the lexical characteristics of product descriptions and search intent in the dataset. Word clouds are generated from the original-language tokens to ensure faithful visualization of token frequency distributions without distortion from translation.

Table 3: Engagement statistics across different query lengths. Note that a deeper color denotes a higher value for the corresponding metrics in each column.

Length	Prop.	SessCTR	ItemCTR	AvgClick
1-2	0.0986	0.4960	0.0358	1.06
3-4	0.1968	0.5233	0.0400	1.14
5-6	0.2446	0.5163	0.0386	1.17
7-8	0.2022	0.5084	0.0374	1.19
9-10	0.1196	0.5096	0.0376	1.20
≥10	0.1382	0.5313	0.0349	1.33

frequent tokens appearing in item titles. The visualization contains a large number of domain-specific terms related to apparel styles, seasonal attributes, functional properties, and target user groups, reflecting the diversity and heterogeneity of item descriptions in real-world e-commerce scenarios.

4.2.2 User History Analysis. Next, we analyze user behavior patterns. Figure 2 (b) shows the frequency distribution of the number of searches per user in the KuaiSearch dataset. We observe that the dataset includes users with very limited search activity, as well as users with extremely rich search histories. This distribution indicates substantial heterogeneity in user shopping behavior: some users rarely shop online, whereas others frequently browse products. Consequently, this characteristic creates opportunities for designing differentiated personalization strategies tailored to users with diverse behavioral patterns. For example, when user histories are sparse, models may rely more heavily on general preferences learned from the entire user population; in contrast, for users with extensive search histories, greater emphasis can be placed on modeling individual interests.

4.2.3 Query Analysis. In this subsection, we conduct a comprehensive analysis of search queries in the KuaiSearch dataset from multiple perspectives, including query length, search entrance, lexical composition, and semantic category distribution.

Table 3 summarizes user engagement across different query length ranges. Medium-length queries dominate the distribution, with lengths of 5–6 and 7–8 together accounting for 44.68% of all requests. The session-level click-through rate (SessCTR) ranges from 0.496 to 0.531 across query lengths and does not exhibit a

Table 4: Engagement statistics across search entrances. Note that a deeper color denotes a higher value for the corresponding metrics in each column.

Entrance	Prop.	SessCTR	ItemCTR	AvgClick
homepage	0.4486	0.5151	0.0364	1.14
mall	0.4920	0.5330	0.0388	1.26
homepage placeholder	0.0157	0.3396	0.0340	0.78
mall placeholder	0.0327	0.3228	0.0363	0.79
commodity detail	0.0107	0.5602	0.0377	1.33
related feed homepage	0.0001	0.5023	0.0473	1.50
related feed mall	0.0003	0.5727	0.0538	1.78

clear monotonic trend; nevertheless, very long queries (≥ 10) attain the highest SessCTR, suggesting a higher likelihood of triggering at least one click under more specific intent expressions. In contrast, the average number of clicked items per query (AvgClick) increases steadily with query length, rising from 1.06 to 1.33. This trend suggests that longer queries tend to express more specific user intents and lead to deeper interaction with the ranked results. Item-level click-through rate (ItemCTR) peaks at short-to-medium query lengths (3–4) and then gradually declines as query length increases, with a noticeable drop for very long queries (≥ 10). One possible explanation is that stronger intent encourages broader browsing and comparison behavior, dispersing clicks across a larger set of exposed items rather than concentrating them on a few.

Table 4 further characterizes user engagement patterns across different search entrances and reveals clear differences in underlying search intent. The majority of queries originate from the primary entrances (homepage and mall), where users explicitly type their queries. These two entrances together account for over 93% of all requests and exhibit relatively higher SessCTR among high-volume sources, indicating that explicit query input is typically associated with more well-defined search intent. In contrast, placeholder entrances are mainly triggered by pre-filled system-recommended queries in the search box, where users initiate searches by direct clicks rather than manual input. Such queries contribute a much smaller fraction of traffic and show substantially lower SessCTR and AvgClick, suggesting that users in this scenario are often still in an intent exploration stage. Queries issued from commodity detail pages are generally generated based on the context of the currently

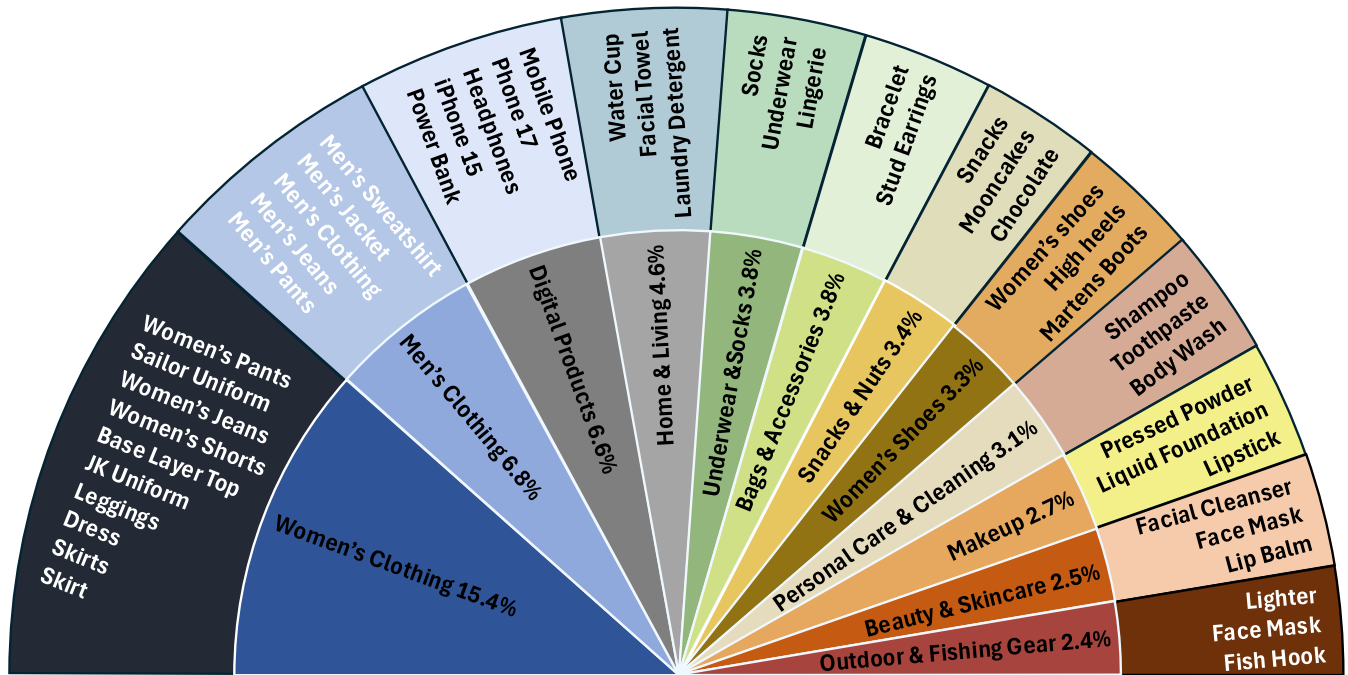


Figure 4: Distribution of the top-12 query categories in our dataset. The inner ring displays query categories and their proportions over all queries, while the outer ring provides representative example queries from each category. For clarity, all example queries are translated from Chinese into English.

viewed item and are commonly used for comparison or choice expansion, leading to relatively higher AvgClick and ItemCTR. The related-feed entrance refers to a query recommendation module. Although queries from this entrance are relatively rare, they achieve the highest ItemCTR and AvgClick, indicating that users who actively select these recommended queries tend to exhibit highly focused and explicit search intent.

From a lexical perspective, we analyze the textual characteristics of user queries. Figure 3 (b) presents a word cloud of the top-200 most frequent tokens appearing in search queries. The visualization shows that query texts are dominated by concise product-related keywords, including product types, attributes, and brand or style indicators. Compared with item titles, queries tend to be shorter and more focused, primarily emphasizing core product concepts rather than detailed descriptive attributes.

We further analyze the semantic category distribution of queries. Since query texts in KuaiSearch do not directly correspond to explicit product categories, we adopt an aggregation-based labeling strategy grounded in global exposure statistics. Specifically, for each unique query, we aggregate all search sessions containing that query across the dataset and compute the distribution of first-level product categories among the exposed items. The category with the highest cumulative exposure frequency is assigned as the semantic label of the query. This strategy operates at the query level and leverages aggregated statistics over the entire dataset, yielding a stable characterization of query semantics. Based on the resulting annotations, queries in KuaiSearch span approximately 78 fine-grained first-level product categories and exhibit a pronounced

long-tailed distribution. For clarity, Figure 4 visualizes only the top 12 most frequent categories, which together account for the majority of query traffic, while the remaining categories fall into the long tail. Overall, apparel-related queries (e.g., women's clothing, men's clothing, and footwear) dominate the distribution, while categories such as mobile devices and consumer electronics, home and daily necessities, personal care, and beauty products also contribute a substantial proportion of queries. The remaining categories appear with much lower frequencies, further reflecting the long-tailed nature of query semantics in real-world e-commerce search. Figure 4 additionally presents representative example queries for each high-frequency category to illustrate their typical semantic content.

4.3 Relevance Data Analysis

The relevance data in KuaiSearch are constructed by engaging annotators with professional expertise in e-commerce, who label query-item pairs using a four-level graded relevance scheme. Specifically, a relevance score of 0 denotes items that are clearly irrelevant to the query, typically due to explicit category or attribute mismatches; a score of 1 corresponds to weakly relevant cases, where items belong to related or similar categories but fail to sufficiently satisfy the user's search intent; a score of 2 represents partially relevant items that match the general category of the query but violate important constraints such as brand or key attributes; and a score of 3 indicates highly relevant items that fully satisfy the user's search intent. This graded annotation scheme provides fine-grained supervision for relevance tasks.

Table 5: Distribution of relevance scores with representative annotated examples. For clarity, all example texts are translated from Chinese into English.

Score	Prop.	Example
0	0.1313	<i>Query:</i> Scent beads; <i>Item:</i> Chunpu Green Pomelo Leaf Aroma Diffuser
1	0.1903	<i>Query:</i> Tibetan tea <i>Item:</i> Berry tea
2	0.3398	<i>Query:</i> Cashmere shawl <i>Item:</i> Large fringed shawl
3	0.3386	<i>Query:</i> Plus-size top <i>Item:</i> Vintage printed oversized top

As shown in Table 5, the relevance labels are relatively well balanced across different levels, with instances assigned relevance scores of 2 and 3 accounting for the majority of the dataset. This distribution indicates that KuaiSearch is not dominated by trivially relevant or irrelevant examples, but instead contains a substantial proportion of partially and highly relevant pairs. Such instances are typically more difficult to distinguish, as they require models to reason over subtle category boundaries and attribute-level constraints. Overall, the relevance data provided by KuaiSearch constitute a challenging and informative benchmark for fine-grained relevance modeling in realistic e-commerce search scenarios.

5 Experiment

In this section, we report the performance of various baseline approaches on recall, ranking, and relevance tasks, respectively. All experiments are conducted on our KuaiSearch-Lite benchmark, which effectively improves experimental efficiency while preserving the representativeness of the evaluation.

5.1 Recall Task Performance

In the recall task, we use the interaction logs from the last day of the KuaiSearch-Lite recall dataset (including click and purchase behaviors) as the test set, while the remaining interaction logs are used for training. To evaluate performance, we employ Recall@K (R@K) and Hit Rate@K (HR@K). R@K measures the proportion of relevant items successfully retrieved within the top K candidates, while HR@K indicates whether at least one relevant item appears within the top K results. The baseline methods considered include three representative retrieval paradigms: lexical matching methods (BM25, DocT5Query [24, 25]), embedding-based encoding methods (DPR-ADE, DPR-SDE [12, 16]), and generative retrieval methods (DSI, LTRGR [18, 28]). DPR-ADE and DPR-SDE represent dual-encoder architectures that independently encode queries and items, and share an encoder for both. For all methods, the item-side input is limited to the item title. For DocT5Query, we use an mT5-base model [36] trained on the training set to generate 10 pseudo-queries for each item, concatenating these pseudo-queries with the item titles to form the indexed text. For generative retrieval methods, we use RQ-Kmeans [10, 22] to assign semantic IDs to items, employing a three-layer codebook with layer sizes of 512, 512, and 512.

Table 6 reports the performance of different retrieval methods in terms of Recall and Hit Rate. Overall, embedding-based retrieval

Table 6: Performance comparison of different recall methods. The best and the second results are denoted in bold and underlined fonts respectively.

Method	R@10	HR@10	R@20	HR@20	R@50	HR@50
BM25	0.0706	0.1001	0.1037	0.1427	0.1564	0.2088
DocT5Query	0.0784	0.1098	0.1156	0.1594	0.1772	0.2381
DPR-SDE	0.0826	0.1210	0.1293	0.1814	0.2079	0.2769
DPR-ADE	<u>0.0818</u>	<u>0.1184</u>	<u>0.1254</u>	<u>0.1745</u>	<u>0.2026</u>	<u>0.2709</u>
DSI	0.0623	0.0965	0.0892	0.1344	0.1369	0.2018
LTRGR	0.0688	0.1049	0.0986	0.1477	0.1501	0.2184

methods outperform both lexical matching and generative retrieval methods across all evaluation metrics. Notably, DPR-SDE outperforms DPR-ADE, indicating its superior ability to model the semantic relevance between queries and items. This observation is consistent with previous studies [12], which show that symmetric dual-encoder architectures with shared parameters can alleviate misalignment in the embedding space, improving retrieval performance. In contrast, generative retrieval methods perform worse than lexical matching in this setting, with performance similar to BM25. LTRGR marginally improves retrieval performance on the HR metric by adding a ranking loss during DSI training, indicating that generative methods still hold potential in capturing user intent. However, their overall recall performance remains significantly weaker than embedding-based methods. This limitation arises from the inherent complexity of e-commerce search: user queries are often ambiguous and multi-intent, product catalogs are vast with a long-tail distribution, and product texts are more noisy and unstructured compared to documents in traditional retrieval settings. This makes it particularly challenging to directly generate precise item identifiers during the recall phase.

5.2 Ranking Task Performance

In the ranking task, we use data from the last day of the KuaiSearch-Lite ranking dataset as the test set, and the remaining data as the training set. We employ two standard metrics for click-through rate (CTR) prediction: Logloss, which quantifies the calibration accuracy of predicted probabilities, and ROC-AUC, which measures the model’s ability to discriminate between positive and negative samples. For benchmarking, we select five representative CTR prediction models: DNN [8], Wide & Deep [6], DCN [32], DCN-v2 [33], and DIN [41]. These baseline models cover a variety of architectural paradigms, including multilayer perceptron-based models, explicit feature-crossing networks, and attention-based user behavior modeling methods. To ensure a fair comparison, all models are trained with the same feature set, including user demographics (gender, age), interaction history (the most recent 20 clicked items and their categories), target item and its category, and query and item title embeddings derived from a pre-trained BERT encoder [11].

Table 7 summarizes the performance of these models. The experimental results reveal the following key observations: First, among all baseline methods, DNN achieves the lowest Logloss, indicating

Table 7: Performance comparison of different CTR methods. The best and the second results are denoted in bold and underlined fonts respectively.

Metric	DNN	Wide & Deep	DCN	DCNv2	DIN
Logloss	0.1588	<u>0.1598</u>	0.1611	0.1603	0.1606
ROC-AUC	<u>0.6258</u>	0.6217	0.6194	0.6239	0.6262

superior calibration ability, which is likely due to its simple structure that effectively avoids overfitting, thus improving calibration accuracy. Second, DIN performs the best in ROC-AUC, indicating that its attention mechanism effectively captures dynamic user interests, enhancing the model’s ability to distinguish between clicked and non-clicked items. DCN-v2 consistently outperforms the standard DCN in both metrics (AUC increases from 0.6194 to 0.6239), validating the effectiveness of more expressive feature-crossing architectures. Meanwhile, Wide & Deep, although not achieving the best results, shows strong competitiveness in Logloss. Moreover, the performance differences among different architectures are relatively small, suggesting that the ranking task on KuaiSearch remains challenging under the current feature configuration and that the models are robust to architectural variations. While more complex architectures like DIN perform better in ranking, simpler deep networks (DNN) are still highly effective in probability estimation. Future improvements are likely to stem more from richer feature engineering rather than purely structural adjustments.

5.3 Relevance Task Performance

In the relevance task, we randomly split the KuaiSearch-Lite relevance dataset, using 10% of the samples for testing and the remaining data for training. Samples annotated with a relevance score of 3 are treated as positive instances, while all other samples are regarded as negative, thus formulating relevance modeling as a binary classification problem. Model performance is evaluated using ROC-AUC and PR-AUC, where ROC-AUC measures overall ranking quality, and PR-AUC more accurately reflects the ability to identify positive instances under class-imbalanced settings.

We evaluate three representative relevance modeling approaches: bi-encoder-based methods (BGE [34]), cross-encoder-based methods (BERT-Chinese, BERT-Multilingual [11], and XLM-RoBERTa [7]), and LLM-based generative classification methods (Qwen3 [37] and Llama3.2 [13]). For the LLM-based generative classification approach, each query-item pair is represented as a natural language input along with the task prompt, and the candidate labels (“yes” and “no”) are treated as target tokens for LoRA fine-tuning [15]. During inference, the model performs a single forward pass without autoregressive decoding, and the conditional probability distribution over the candidate label tokens is extracted at the final token position. The probabilities corresponding to “yes” and “no” are normalized via a softmax operation, and the probability of “yes” is used as the final relevance score for subsequent ranking and binary classification evaluation.

As shown in Table 8, bi-encoder-based methods exhibit weaker performance. This is primarily due to the fact that queries and

Table 8: Performance comparison of different relevance methods. The best and the second results are denoted in bold and underlined fonts respectively.

Model	Model Size	ROC-AUC	PR-AUC
BGE-Base	0.1B	0.7475	0.5791
BGE-Large	0.32B	0.7531	0.6052
BERT-Chinese-Base	0.11B	0.7606	0.6041
BERT-Multilingual-Base	0.11B	0.7737	0.6383
XLM-RoBERTa-Base	0.27B	0.7941	0.6658
XLM-RoBERTa-Large	0.55B	0.8005	<u>0.6756</u>
Qwen3-0.6B	0.6B	0.7994	0.6524
Qwen3-1.7B	1.7B	0.8215	0.6966
Llama3.2-1B	1.0B	0.7602	0.5927
Llama3.2-3B	3.0B	<u>0.8093</u>	0.6696

items are encoded independently and matched via vector similarity, limiting the model’s ability to capture fine-grained semantic interactions required for accurate relevance judgment. In contrast, cross-encoder-based methods achieve better performance, validating the effectiveness of explicitly modeling token-level interactions between queries and items. Furthermore, LLM-based generative classification methods deliver the best overall performance among all paradigms. In particular, Qwen3-1.7B achieves the highest scores on both ROC-AUC and PR-AUC, significantly outperforming the bi-encoder and cross-encoder baselines. Notably, Qwen3-0.6B surpasses Llama3.2-1B and achieves performance comparable to Llama3.2-3B, demonstrating the strong modeling capability and favorable parameter efficiency of the Qwen3 family for relevance modeling. Overall, these results suggest that models capable of capturing fine-grained semantic relationships between queries and items perform better in relevance modeling, and generative classification methods exhibit significant potential.

6 Conclusion

In this work, we introduced KuaiSearch, to the best of our knowledge, the largest e-commerce search dataset currently available, built from authentic logs of the KuaiSearch platform to faithfully reflect industrial retrieval processes. By utilizing real user queries, product metadata, and diverse user behaviors, KuaiSearch provides a solid foundation for e-commerce search research. The dataset spans key stages of the search pipeline—*recall*, *ranking*, and *relevance judgment*—supporting a wide range of research on personalized e-commerce search. Moreover, KuaiSearch preserves real user queries and natural-language product texts, without applying popularity-based filtering, thus naturally covering long-tail products and cold-start users, and faithfully reflecting the data distribution found in real-world e-commerce environments. Through comprehensive dataset analysis and benchmark evaluations, we demonstrate the advantages of KuaiSearch for e-commerce search research. We hope that KuaiSearch will encourage further research on integrating large language models with e-commerce search systems, ultimately enhancing the performance of these systems in real-world applications.

References

- [1] Qingyao Ai, Daniel N Hill, SVN Vishwanathan, and W Bruce Croft. 2019. A zero attention model for personalized product search. In *Proceedings of the 28th ACM International Conference on Information and Knowledge Management*. 379–388.
- [2] Qingyao Ai and Lakshmi Narayanan. R. 2021. Model-agnostic vs. model-intrinsic interpretability for explainable product search. In *Proceedings of the 30th ACM International Conference on Information & Knowledge Management*. 5–15.
- [3] Qingyao Ai, Yongfeng Zhang, Keping Bi, Xu Chen, and W Bruce Croft. 2017. Learning a hierarchical embedding model for personalized product search. In *Proceedings of the 40th International ACM SIGIR Conference on Research and Development in Information Retrieval*. 645–654.
- [4] Ben Chen, Xian Guo, Siyuan Wang, Zihan Liang, Yue Lv, Yufei Ma, Xinlong Xiao, Bowen Xue, Xuxin Zhang, Ying Yang, et al. 2025. Onesearch: A preliminary exploration of the unified end-to-end generative framework for e-commerce search. *arXiv preprint arXiv:2509.03236* (2025).
- [5] Jia Chen, Qian Dong, Haitao Li, Xiaohui He, Yan Gao, Shaosheng Cao, Yi Wu, Ping Yang, Chen Xu, Yao Hu, et al. 2025. Qilin: A multimodal information retrieval dataset with app-level user sessions. In *Proceedings of the 48th International ACM SIGIR Conference on Research and Development in Information Retrieval*. 3670–3680.
- [6] Heng-Tze Cheng, Levent Koc, Jeremiah Harmsen, Tal Shaked, Tushar Chandra, Hrishu Aradhya, Glen Anderson, Greg Corrado, Wei Chai, Mustafa Ipsir, et al. 2016. Wide & deep learning for recommender systems. In *Proceedings of the 1st workshop on deep learning for recommender systems*. 7–10.
- [7] Alexis Conneau, Kartikay Khandelwal, Naman Goyal, Vishrav Chaudhary, Guillaume Wenzek, Francisco Guzmán, Edouard Grave, Mylé Ott, Luke Zettlemoyer, and Veselin Stoyanov. 2020. Unsupervised cross-lingual representation learning at scale. In *Proceedings of the 58th annual meeting of the association for computational linguistics*. 8440–8451.
- [8] Paul Covington, Jay Adams, and Emre Sargin. 2016. Deep neural networks for youtube recommendations. In *Proceedings of the 10th ACM conference on recommender systems*. 191–198.
- [9] Jose GC De Souza, Michael Kozielski, Prashant Mathur, Ernie Chang, Marco Guerini, Matteo Negri, Marco Turchi, and Evgeny Matusov. 2018. Generating e-commerce product titles and predicting their quality. In *Proceedings of the 11th international conference on natural language generation*. 233–243.
- [10] Jiaxin Deng, Shiyao Wang, Kuo Cai, Lejian Ren, Qigen Hu, Weifeng Ding, Qiang Luo, and Guorui Zhou. 2025. Onerec: Unifying retrieve and rank with generative recommender and iterative preference alignment. *arXiv preprint arXiv:2502.18965* (2025).
- [11] Jacob Devlin, Ming-Wei Chang, Kenton Lee, and Kristina Toutanova. 2019. Bert: Pre-training of deep bidirectional transformers for language understanding. In *Proceedings of the 2019 conference of the North American chapter of the association for computational linguistics: human language technologies, volume 1 (long and short papers)*. 4171–4186.
- [12] Zhe Dong, Jianmo Ni, Daniel M Bikel, Enrique Alfonseca, Yuan Wang, Chen Qu, and Imed Zitouni. 2022. Exploring dual encoder architectures for question answering. *arXiv preprint arXiv:2204.07120* (2022).
- [13] Abhimanyu Dubey, Abhinav Jauhri, Abhinav Pandey, Abhishek Kadian, Ahmad Al-Dahle, Aiesha Letman, Akhil Mathur, Alan Schelten, Amy Yang, Angela Fan, et al. 2024. The llama 3 herd of models. *arXiv e-prints* (2024), arXiv–2407.
- [14] Xian Guo, Ben Chen, Siyuan Wang, Ying Yang, Chenyi Lei, Yuqing Ding, and Han Li. 2025. OneSug: The Unified End-to-End Generative Framework for E-commerce Query Suggestion. *arXiv preprint arXiv:2506.06913* (2025).
- [15] Edward J Hu, Yelong Shen, Phillip Wallis, Zeyuan Allen-Zhu, Yuanzhi Li, Shean Wang, Lu Wang, Weizhu Chen, et al. 2022. Lora: Low-rank adaptation of large language models. *ICLR 1, 2* (2022), 3.
- [16] Vladimir Karpukhin, Barlas Oguz, Sewon Min, Patrick SH Lewis, Ledell Wu, Sergey Edunov, Danqi Chen, and Wen-tau Yih. 2020. Dense Passage Retrieval for Open-Domain Question Answering. In *EMNLP (1)*. 6769–6781.
- [17] Tom Kwiatkowski, Jennimaria Palomaki, Olivia Redfield, Michael Collins, Ankur Parikh, Chris Alberti, Danielle Epstein, Illia Polosukhin, Jacob Devlin, Kenton Lee, et al. 2019. Natural questions: a benchmark for question answering research. *Transactions of the Association for Computational Linguistics* 7 (2019), 453–466.
- [18] Yongqi Li, Nan Yang, Liang Wang, Furu Wei, and Wenjie Li. 2024. Learning to rank in generative retrieval. In *Proceedings of the AAAI Conference on Artificial Intelligence*, Vol. 38. 8716–8723.
- [19] Jiongnan Liu, Zhicheng Dou, Guoyu Tang, and Sulong Xu. 2023. Jdsearch: A personalized product search dataset with real queries and full interactions. In *Proceedings of the 46th International ACM SIGIR Conference on Research and Development in Information Retrieval*. 2945–2952.
- [20] Jiongnan Liu, Zhicheng Dou, Qiannan Zhu, and Ji-Rong Wen. 2022. A category-aware multi-interest model for personalized product search. In *Proceedings of the acm web conference 2022*. 360–368.
- [21] Zhiding Liu, Ben Chen, Mingyue Cheng, Enhong Chen, Li Li, Chenyi Lei, Wenwu Ou, Han Li, and Kun Gai. 2025. Towards Context-aware Reasoning-enhanced Generative Searching in E-commerce. *arXiv preprint arXiv:2510.16925* (2025).
- [22] Xinchun Luo, Jiangxia Cao, Tianyu Sun, Jinkai Yu, Rui Huang, Wei Yuan, Hezheng Lin, Yichen Zheng, Shiyao Wang, Qigen Hu, et al. 2025. Qarm: Quantitative alignment multi-modal recommendation at kuaishou. In *Proceedings of the 34th ACM International Conference on Information and Knowledge Management*. 5915–5922.
- [23] Tri Nguyen, Mir Rosenberg, Xia Song, Jianfeng Gao, Saurabh Tiwary, Rangan Majumder, and Li Deng. 2016. Ms marco: A human-generated machine reading comprehension dataset. (2016).
- [24] Rodrigo Nogueira, Wei Yang, Jimmy Lin, and Kyunghyun Cho. 2019. Document expansion by query prediction. *arXiv preprint arXiv:1904.08375* (2019).
- [25] Stephen Robertson, Hugo Zaragoza, et al. 2009. The probabilistic relevance framework: BM25 and beyond. *Foundations and trends® in information retrieval* 3, 4 (2009), 333–389.
- [26] Gerard Salton and Christopher Buckley. 1988. Term-weighting approaches in automatic text retrieval. *Information processing & management* 24, 5 (1988), 513–523.
- [27] Craig Silverstein, Hannes Marais, Monika Henzinger, and Michael Moricz. 1999. Analysis of a very large web search engine query log. In *Acm sigir forum*, Vol. 33. ACM New York, NY, USA, 6–12.
- [28] Yi Tay, Vinh Tran, Mostafa Dehghani, Jianmo Ni, Dara Bahri, Harsh Mehta, Zhen Qin, Kai Hui, Zhe Zhao, Jai Gupta, et al. 2022. Transformer memory as a differentiable search index. *Advances in Neural Information Processing Systems* 35 (2022), 21831–21843.
- [29] Manos Tsagkias, Tracy Holloway King, Surya Kallumadi, Vanessa Murdock, and Maarten De Rijke. 2021. Challenges and research opportunities in ecommerce search and recommendations. In *ACM Sigir Forum*, Vol. 54. ACM New York, NY, USA, 1–23.
- [30] Christophe Van Gysel, Maarten de Rijke, and Evangelos Kanoulas. 2016. Learning latent vector spaces for product search. In *Proceedings of the 25th ACM international conference on information and knowledge management*. 165–174.
- [31] Jingang Wang, Junfeng Tian, Long Qiu, Sheng Li, Jun Lang, Luo Si, and Man Lan. 2018. A multi-task learning approach for improving product title compression with user search log data. In *Proceedings of the AAAI conference on artificial intelligence*, Vol. 32.
- [32] Ruoxi Wang, Bin Fu, Gang Fu, and Mingliang Wang. 2017. Deep & cross network for ad click predictions. In *Proceedings of the ADKDD'17*. 1–7.
- [33] Ruoxi Wang, Rakesh Shivanna, Derek Cheng, Sagar Jain, Dong Lin, Lichan Hong, and Ed Chi. 2021. Dcn v2: Improved deep & cross network and practical lessons for web-scale learning to rank systems. In *Proceedings of the web conference 2021*. 1785–1797.
- [34] Shitao Xiao, Zheng Liu, Peitian Zhang, Niklas Muennighoff, Defu Lian, and Jian-Yun Nie. 2024. C-pack: Packed resources for general chinese embeddings. In *Proceedings of the 47th international ACM SIGIR conference on research and development in information retrieval*. 641–649.
- [35] Lee Xiong, Chenyan Xiong, Ye Li, Kwok-Fung Tang, Jialin Liu, Paul Bennett, Junaid Ahmed, and Arnold Overwijk. 2020. Approximate nearest neighbor negative contrastive learning for dense text retrieval. *arXiv preprint arXiv:2007.00808* (2020).
- [36] Linting Xue, Noah Constant, Adam Roberts, Mihir Kale, Rami Al-Rfou, Aditya Siddhant, Aditya Barua, and Colin Raffel. 2021. mT5: A massively multilingual pre-trained text-to-text transformer. In *Proceedings of the 2021 conference of the North American chapter of the association for computational linguistics: Human language technologies*. 483–498.
- [37] An Yang, Anfeng Li, Baosong Yang, Beichen Zhang, Binyuan Hui, Bo Zheng, Bowen Yu, Chang Gao, Chengen Huang, Chenxu Lv, et al. 2025. Qwen3 technical report. *arXiv preprint arXiv:2505.09388* (2025).
- [38] Yuki Yano, Yukihiro Tagami, and Akira Tajima. 2016. Quantifying query ambiguity with topic distributions. In *Proceedings of the 25th ACM International Conference on Information and Knowledge Management*. 1877–1880.
- [39] Xue Zhang, Fusen Guo, Tao Chen, Lei Pan, Gleb Beliakov, and Jianzhang Wu. 2023. A brief survey of machine learning and deep learning techniques for e-commerce research. *Journal of Theoretical and Applied Electronic Commerce Research* 18, 4 (2023), 2188–2216.
- [40] Zexin Zheng, Huangyu Dai, Lingtao Mao, Xinyu Sun, Zihan Liang, Ben Chen, Yuqing Ding, Chenyi Lei, Wenwu Ou, Han Li, et al. 2025. OneVision: An End-to-End Generative Framework for Multi-view E-commerce Vision Search. *arXiv preprint arXiv:2510.05759* (2025).
- [41] Guorui Zhou, Xiaoqiang Zhu, Chenru Song, Ying Fan, Han Zhu, Xiao Ma, Yanghui Yan, Junqi Jin, Han Li, and Kun Gai. 2018. Deep interest network for click-through rate prediction. In *Proceedings of the 24th ACM SIGKDD international conference on knowledge discovery & data mining*. 1059–1068.
- [42] Shengyao Zhuang, Houxing Ren, Linjun Shou, Jian Pei, Ming Gong, Guido Zuccon, and Daxin Jiang. 2022. Bridging the gap between indexing and retrieval for differentiable search index with query generation. *arXiv preprint arXiv:2206.10128* (2022).

Received 20 February 2007; revised 12 March 2009; accepted 5 June 2009