

# ADRD-Bench: A Preliminary LLM Benchmark for Alzheimer’s Disease and Related Dementias

Guangxin Zhao  
Electrical Engineering  
University of Notre Dame  
gzhao23@nd.edu

Jiahao Zheng  
Computer Science and Engineering  
University of Notre Dame  
jzheng7@nd.edu

Malaz Boustani  
School of Medicine  
Indiana University  
mboustan@iu.edu

Jarek Nabrzyski  
Computer Science and Engineering  
University of Notre Dame  
naber@nd.edu

Meng Jiang  
Computer Science and Engineering  
University of Notre Dame  
mjiang2@nd.edu

Yiyu Shi  
Computer Science and Engineering  
University of Notre Dame  
yshi4@nd.edu

Zhi Zheng  
Electrical Engineering  
University of Notre Dame  
zzheng3@nd.edu

## Abstract

Large language models (LLMs) have shown great potential for healthcare applications. However, existing evaluation benchmarks provide minimal coverage of Alzheimer’s Disease and Related Dementias (ADRD). To address this gap, we introduce ADRD-Bench, the first ADRD-specific benchmark dataset designed for rigorous evaluation of LLMs. ADRD-Bench has two components: 1) ADRD Unified QA, a synthesis of 1,352 questions consolidated from seven established medical benchmarks, providing a unified assessment of clinical knowledge; and 2) ADRD Caregiving QA, a novel set of 149 questions derived from the Aging Brain Care (ABC) program, a widely used, evidence-based brain health management program. Guided by a program with national expertise in comprehensive ADRD care, this new set was designed to mitigate the lack of practical caregiving context in existing benchmarks. We evaluated 33 state-of-the-art LLMs on the proposed ADRD-Bench. Results showed that the accuracy of open-weight general models ranged from 0.63 to 0.93 (mean: 0.78; std: 0.09). The accuracy of open-weight medical models ranged from 0.48 to 0.93 (mean: 0.82; std: 0.13). The accuracy of closed-source general models ranged from 0.83 to 0.91 (mean: 0.89; std: 0.03). While top-tier models achieved high accuracies ( $>0.9$ ), case studies revealed that inconsistent reasoning quality and stability limit their reliability, highlighting a critical need for domain-specific improvement to enhance LLMs’ knowledge and reasoning grounded in daily caregiving data. The entire dataset is available at <https://github.com/IIRL-ND/ADRD-Bench>.

## Keywords

Large Language Models, Alzheimer’s Disease and Related Dementias (ADRD), Medical Benchmark

## 1 Introduction

Large language models (LLMs) have achieved remarkable progress in healthcare applications. They have been used for assisting clinical decision support, providing medical education [51], improving diagnostic reasoning, and enhancing patient care [29]. For example,

the GPT series has demonstrated the ability to answer medical licensure examinations at or near the passing threshold [26, 31]; PaLM [13] and its variants achieved encouraging performance on specialty-specific tasks [40]. However, using LLMs in healthcare carries substantial risks due to potential LLM hallucinations [42], which might be harmless in the general domain but can be dangerous in healthcare that requires high precision and rigor [34]. Research has pointed out that LLMs providing incorrect drug dosages or misdiagnosing conditions may jeopardize patient safety [25]. Therefore, rigorous evaluations are necessary before LLM deployment. Recent surveys of medical LLMs also highlighted mitigating hallucinations and establishing domain-specific benchmarks as critical steps for safety in clinical practice [21, 40, 51].

Alzheimer’s disease and Related Dementias (ADRD) represent a critical medical domain, with over 57 million people worldwide living with ADRD as of 2021 and nearly 10 million new cases diagnosed each year [47]. Managing ADRD is not only a medical but also a societal challenge, as it heavily involves caregiving, long-term support, and complex decision-making by families [7]. LLMs are promising in serving ADRD care needs due to their capability of communication in natural language and cognitive support [43]. For example, with proper design, LLM-driven content may boost patients’ cognitive abilities and enrich interactions, while offering opportunities to improve diagnostic strategies and patient-caregiver communication [43]. Like any other medical device, LLMs for ADRD care should be evaluated for technical performance before planning for real-world deployment [46]. However, to the best of our knowledge, there has not been an existing ADRD-specific LLM benchmark for this purpose. Some existing medical benchmarks include ADRD-related items; however, our investigation showed that these items constitute only a tiny proportion of the total content, mostly under 1%, indicating that the ADRD domain is largely absent from current LLM performance evaluations. In addition, we found that there are almost no caregiving types of testing in existing datasets. While LLMs are often targeted to provide support for caregivers, missing the caregiving type leaves a huge gap for real-world applications.

To mitigate this gap, we introduce an ADRD-specific benchmark for evaluating LLMs. This benchmark has two parts (ADRD Unified QA set and ADRD Caregiving QA set) constructed from two complementary sources. The ADRD Unified QA set includes 1,352 ADRD-related items extracted from seven existing benchmark datasets. By aggregating these scattered items into a single set, we create a concentrated evaluation of how well current models handle ADRD knowledge that was previously only sparsely represented. The ADRD Caregiving QA set includes 149 new questions derived from the well-validated Aging Brain Care (ABC) program which is one of the US’s leading evidence-based dementia care models [4, 5, 27]. From de-identified ABC caregiver education materials, we crafted question-answer pairs that reflect realistic caregiving content, including daily caring situations (e.g., patient aggressive behavior management at home). The design of the questions was guided by a senior clinician with national expertise in comprehensive ADRD care to ensure that the questions are grounded in domain expert-verified knowledge and caregiving strategies.

In summary, our work presents the first benchmark tailored to ADRD tasks. It brings together a wide range of question types (e.g., factual Q&A, clinical reasoning, caregiver guidance) under the ADRD umbrella. This resource enables a focused technical assessment of LLM capabilities in a domain where factual accuracy and empathetic reasoning are paramount. We hope that evaluating LLMs on ADRD-specific tasks will help identify their current capabilities and limitations in this domain and drive the development of safer, more reliable medical AI for the science of ADRD care.

## 2 Related Work

### 2.1 Current Medical Benchmarks

The advent of GPT-3 and successor models spurred extensive research into medical applications of LLMs [51], leading to the development of many benchmarks to evaluate LLMs’ performance. General multitask evaluations such as MMLU assess knowledge across 57 subjects (from math and history to law and medicine), providing a broad measure of academic and professional understanding [18]. Medical-specific benchmarks have also emerged. Researchers used United States Medical Licensing Exam (USMLE) question banks to assess models, where GPT-3.5/ChatGPT achieved ~60% accuracy (the passing threshold) without specialized training [26]. Medical Q&A datasets such as PubMedQA [20], HEAD-QA [45], MedQA [19], MedMCQA [35], MedBullets [12] have been used to quantify clinical knowledge recall. More recently, Google’s MultiMedQA benchmark combined several of these resources, spanning professional medical exams, research questions, and consumer health queries, to holistically evaluate medical LLM knowledge [40]. OpenAI’s HealthBench [8] focuses on open-ended generation tasks, utilizing 48,562 unique rubric criteria to enable more realistic and granular clinical evaluations.

These benchmarks have driven rapid progresses; for instance, an instruction-tuned PaLM model (Med-PaLM) achieved state-of-the-art (SOTA) performance on multiple-choice questions, reaching 67.6% accuracy on MedQA [40]. Despite these gains, high scores on structured, exam-style questions do not necessarily translate to real-world clinical competence [23]. Human evaluations reveal

**Table 1: Number of total and ADRD-related questions in commonly used public healthcare benchmarks.**

Benchmark Name	Number of Questions	Number of ADRD-Related Questions
<b>Non-Generation Tasks</b>		
MEDCALC-BENCH	11,000	112 (1.02%)
MEDEC	3,360	29 (0.86%)
HEAD-QA	6,765	41 (0.61%)
MedBullets	616	12 (1.95%)
MedQA	12,723	98 (0.77%)
MedMCQA	193,155	1,148 (0.59%)
PubMedQA	1,000	12 (1.20%)
MedHallu	1,000	12 (1.20%)
<b>Total</b>	<b>229,619</b>	<b>1,464 (0.64%)</b>
<b>Generation Tasks</b>		
HealthBench	5,000	46 (0.92%)
MedicationQA	690	3 (0.43%)
MedDialog	181,122	909 (0.50%)
MEDIQA	383	50 (13.05%)
<b>Total</b>	<b>187,195</b>	<b>1,008 (0.54%)</b>

persistent reasoning errors, limited robustness, and a lack of trustworthiness outside narrow formats [40]. This has reinforced the consensus that new evaluation frameworks are needed, ones that extend beyond exam accuracy to assess real-world clinical competencies [51].

In response, researchers have begun creating specialized evaluation sets targeting particular failure modes. MEDEC [2] is the first publicly available benchmark for medical error detection and correction in clinical notes. MedHallu [36] focuses on medical hallucination detection, comprising question-answer pairs from PubMedQA with deliberately fabricated answers, challenging a model to judge correctness, and results show that even top models struggle to reliably identify incorrect medical statements. In addition, as shown in Table 1, except for MEDIQA [1], a small dataset, the proportion of ADRD-related questions in each benchmark is generally below 3%, mostly under 1%. Collectively, these findings indicate that ADRD-specific evaluation remains underdeveloped. We aim to address this gap by introducing a benchmark focused on the ADRD domain, which has been largely overlooked in prior works.

### 2.2 LLMs for ADRD Applications

Natural language processing research in the ADRD field has traditionally been dominated by ADRD detection tasks (e.g., automated screening and diagnosis). For example, many works focus on screening for cognitive impairment [38], and numerous studies tackle the diagnosis of dementia from patient speech or text [3]. A recent systematic review found that about 56% of ADRD-related NLP studies focus on detecting cognitive impairment, such as through classifying transcripts [38]. In contrast, far fewer studies have explored NLP for ADRD care and support. The same review identifies two emerging task categories beyond detection: caregiver support and patient assistance. However, only ~6% of existing works fell under caregiver support, highlighting the nascent state of this area [38].

Nevertheless, there is growing interest in applying NLP and LLMs to ADRD. Recent work explored caregiver-oriented dialogue

systems, such as ADQueryAid [17], which leverages ADRD-specific knowledge and retrieval augmentation to provide more relevant and supportive responses than general-purpose models, as well as domain-adapted language models such as the Caregiving Language Model (CaLM) [37], fine-tuned on dementia care data. Beyond direct Q&A, LLMs have also been applied to analyze caregiver narratives and clinical texts, for example, to identify overburdened informal caregivers from long-term care notes. Collectively, these studies illustrate the emerging interests in language technologies beyond detection tasks, while highlighting the need for rigorous, ADRD-specific evaluation.

Existing medical benchmarks provide very limited coverage of ADRD-related tasks, and the questions for evaluating models in daily caregiving scenarios are even more scarce. As a result, highly relevant ADRD caregiving questions, such as how to respond when a patient becomes agitated at night, are absent from current evaluations, leaving little systematic, quantitative evidence of how LLMs perform in the realities of daily caring. To address this gap, we construct an evaluation set that integrates the fragmented, knowledge-oriented questions from seven existing healthcare benchmarks with a complementary set of daily caregiving questions grounded on the ABC model. Overall, this new benchmark dataset provides an initial testbed for assessing LLM performance across both ADRD clinical knowledge and the practical, human-centered aspects of daily care, enabling more realistic, rigorous, and targeted research on ADRD-related LLM applications.

### 3 ADRD Benchmark Construction

#### 3.1 ADRD Unified QA

To identify ADRD-related questions from existing benchmarks, we searched 12 public benchmark datasets using ADRD domain keywords containing “Alzheimer’s”, “Dementia”, “ADRD”, and “AD”. Except for MEDIQA, the proportion of ADRD-related questions in each benchmark is below 3%, and most are under 1%. The proportion of MEDIQA is 13.05%; however, since MEDIQA contains 383 questions, 13.05% leads to 50 questions only. Across all benchmarks, the total number of ADRD-related questions accounts for 0.64% of total non-generation task questions and 0.54% of generation task questions, respectively. In addition, manual checking showed that there were only seven questions in total about caregivers’ tasks. Here, a caregiver can be either formal or informal, defined as a person who provides paid or unpaid assistance with daily living and cognitive support as a family member or close friend, or delivers such care as a non-nurse, non-medical licensed personnel (e.g., community health workers, certified nurse aides). These low percentages show that existing medical benchmarks contain only a tiny proportion of ADRD-relevant content, especially on caregiver tasks, indicating a substantial gap and leaving significant room for future exploration. The results are shown in Table 1.

We consolidated ADRD questions from seven existing non-generation task benchmarks in Table 1, including PubMedQA [20], HEAD-QA [45], MedBullets [12], MedMCQA [35], MedQA [19], MEDEC [2], and MedHallu [36]. These datasets have been the leading healthcare benchmarks to test SOTA LLMs [24, 40]. This led to a unified question and answer set, named ADRD Unified QA.

We retain the fully original benchmark content in its entirety without modification. MEDCALC-BENCH [22] is excluded from our benchmark because we focus on evaluating models’ ADRD-related knowledge and reasoning capabilities, whereas this dataset emphasizes numerical calculation and arithmetic reasoning. In addition, ADRD Unified QA does not include generation tasks, as existing evaluation metrics are insufficient to reliably and consistently assess the quality of LLM responses [40].

Therefore, ADRD Unified QA consists of two primary question types. The first comprises multiple-choice questions designed to evaluate models’ knowledge of ADRD-related concepts, which were from PubMedQA, HEAD-QA, MedBullets, MedMCQA, and MedQA. The second focuses on error detection, assessing models’ ability to identify hallucinations and factual errors present in textual inputs, which were from MEDEC and MedHallu.

#### 3.2 ADRD Caregiving QA

One notable limitation of existing benchmarks is that ADRD questions are almost exclusively framed as clinical knowledge or exam-style reasoning tasks, with almost no coverage of daily caregiving. For instance, a manual check of the seven datasets used in section 3.1 yielded only seven caregiving items. However, managing ADRD in real-world settings extends far beyond diagnosis and pharmacological treatment, and largely revolves around day-to-day caregiving challenges such as behavioral management, communication with patients, safety supervision, and caregiver decision-making in home and community settings.

To address this gap, we constructed an additional ADRD Caregiving QA set based on materials from the Aging Brain Care (ABC) program. The ABC program is a comprehensive, evidence-based model of care for Alzheimer’s disease and related dementias (ADRD) that has been continuously developed, evaluated, and implemented for nearly two decades [4, 5, 27]. Supported initially by the U.S. Agency for Healthcare Research and Quality, the ABC model was designed as a longitudinal, biopsychosocial intervention to address the complex clinical, behavioral, and caregiver challenges associated with ADRD. In 2006, the program demonstrated efficacy in a randomized controlled trial, showing significant reductions in behavioral and psychological symptoms of dementia, caregiver burden, and inappropriate medication use among underserved populations with high social frailty [11]. Since then, the ABC program has been continuously operated, refined, and scaled, serving more than 5,000 patient-caregiver dyads [10, 15, 27]. Recognized by the National Academies of Medicine, ABC integrates interdisciplinary team-based care, non-pharmacologic interventions, caregiver support, medication optimization, care coordination, and community partnerships across the full ADRD trajectory. ABC directly informed the development of an alternative payment approach for comprehensive dementia care, later adopted by the U.S. Centers for Medicare & Medicaid Services through the GUIDE Model [9, 16]. As such, the ABC program represents a mature, rigorously evaluated, and policy-relevant standard for high-quality ADRD care.

Therefore, the ABC program naturally serves as a solid foundation to extract benchmark questions. The ADRD Caregiving QA set covers essential dimensions of ADRD-related caregiving, such as understanding the condition, effective communication with patients, and behavioral management strategies. We follow a structured

abstraction process in which recurring caregiving situations and recommended care strategies were identified from the education content and caregiver handout, and transformed into evaluable question-answer pairs. The resulting QA sets include 120 polar (True/False) QAs and 29 multiple-choice QAs. To ensure data quality, all constructed questions were reviewed and refined for accuracy, clarity, and appropriateness by a senior clinician who served as the lead designer of the ABC program and has been involved in its development and refinement for two decades.

Although modest in size, this question set provides targeted coverage of ADRD daily caring scenarios that are largely absent from existing benchmarks. By integrating these questions with the extracted ADRD Unified QA set, the ADRD-Bench enables a more comprehensive evaluation of LLMs that spans both clinical knowledge and practical caregiving support for ADRD.

### 3.3 Quantitative and Qualitative Evaluations

To validate the performance of LLMs on the proposed ADRD-Bench, we tested 33 LLMs as listed in Table 2, including both open-weight LLMs and closed-source LLMs. The open-weight LLMs included general and medical LLMs, varying in size from 3.8B to 235B parameters. This evaluation on a diverse set of models with different parameter scales and deployment settings not only helped establish a comprehensive understanding of the models’ performance but also the overall difficulty level of the benchmark across various model settings.

For open-weight models with 14.8B parameters or fewer, all experiments were conducted on a local workstation with an NVIDIA RTX 6000 Ada Generation GPU (48 GB VRAM). For larger open-weight models with 32B parameters and above, experiments are conducted on an Oracle Cloud Infrastructure server with eight NVIDIA H100 GPUs (80 GB HBM3 memory each). All closed-source general models were evaluated via their official APIs/terminals.

For quantitative evaluation, given that all tasks in our benchmark are formulated as discrete-choice questions, including multiple-choice, True/False, and error sentence detection formats, we adopt exact match accuracy as the primary metric. A model’s prediction is considered correct if and only if the selected option exactly matches the ground-truth label. For each model, we reported accuracies separately for each set of the benchmark and the overall accuracy aggregated across all questions.

For qualitative analysis, we focused on the newly proposed ADRD Caregiving QA set to better understand model failures in daily caregiving scenarios, which have not been covered in the literature. Specifically, we selected questions on which LLMs frequently produced incorrect answers, as indicated by the quantitative results. The selected cases were reviewed by our clinical expert to analyze common error patterns. The qualitative analyses were intended to contextualize the findings and highlight practical limitations of current LLMs in daily caregiving scenarios.

## 4 Results and Analyses

Table 2 shows the accuracy of 33 LLMs on each subset of ADRD Unified QA and ADRD Caregiving QA. LLMs are grouped into open-weight general, open-weight medical, and closed-source general categories, with model size indicated where applicable. Boldface

indicates the best performance for each task, while underlining denotes the second-best result.

### 4.1 LLM Performance on ADRD Unified QA

Figure 1 shows a significant, moderate-to-strong positive correlation (Pearson’s  $r = 0.5486$ ,  $p = 0.0025$ ) between model size and accuracy on the ADRD Unified QA set. Most smaller models in the 4–7B parameter range achieved relatively low performance (approximately 0.45–0.75), whereas large models (70B+ parameters) demonstrated substantially higher accuracy, mostly  $\geq 0.85$ . Moreover, most models with more than 30B parameters performed above the overall mean accuracy (0.7972). The best-performing model was Llama-3.1-70B-Instruct [30], which achieved an accuracy of 0.9334.

When comparing different model categories, open-weight medical models (red points) generally tended to outperform open-weight general models (blue points) of comparable size. Across the parameter scale, open-weight medical models were mostly positioned above open-weight general models, highlighting the benefits of domain-specific fine-tuning for clinical question answering and medical error detection. However, an exception was observed for the top-performing model, Llama-3.1-70B-Instruct [30], which is a general model and slightly outperformed the strongest medical model, Meditron3-70B [33] (0.9312). All closed-source general models achieved performance above the overall mean accuracy, with Gemini 2.5 Pro [14] performing the best among them, reaching an accuracy of 0.9142. Nevertheless, it was surpassed by several open-weight models (e.g., Llama-3.1-70B-Instruct and Meditron3-70B) with significantly fewer parameters. In addition, some open-weight medical LLMs exhibited substantially lower accuracy than open-weight general models with similar parameter counts, indicating that domain-specific fine-tuning does not universally guarantee superior performance.

Overall, these results suggest that model size is an important contributor to performance on the ADRD Unified QA benchmark; however, it does not fully determine model effectiveness. Domain-specific fine-tuning may provide performance advantages in certain cases, but general models can still outperform specialized models, possibly due to stronger general reasoning capabilities and more robust language representations learned from large-scale and diverse pretraining corpora.

### 4.2 LLM Performance on ADRD Caregiving QA

On the ADRD Caregiving QA set (Figure 2), the performance gap between smaller and larger models was narrower than that observed on the ADRD Unified QA set. This may be attributed to the fact that the questions in this benchmark focus more on daily living and are closer to “common-sense” reasoning, which is generally well covered by large language models. Nevertheless, an upward trend in accuracy with increasing model size remained evident. Pearson’s correlation analysis revealed a significant, moderate-to-strong positive correlation between model size and accuracy ( $r = 0.5277$ ,  $p = 0.0039$ ). Most smaller models in the 4B–7B parameter range achieved accuracies between 0.75 and 0.85, all of which (except for the smallest model, phi3:3.8b-mini-128k-instruct-fp16 [39]) fell below the overall mean accuracy of 0.8629. In contrast, the majority

Table 2: Accuracy of LLMs on ADRD-Bench.

Model Name	Model Size	ADRD Unified QA								ADRD Caregiving QA		
		Med MCQA	Med QA	HEAD-QA	MED EC	PubMed QA	Med Bullets	Med Hallu	Score	True/False	Multiple Choice	Score
		1148 (size)	98	41	29	12	12	12	1352	120	29	149
Open-Weight General Model												
phi3:3.8b-mini-128k-instruct-fp16	3.8B	0.6455	0.6020	0.8049	0.1034	<b>0.8333</b>	0.6667	0.8333	0.6391	0.8833	0.8276	0.8725
qwen3-4b-instruct-2507-fp16	4B	0.7108	0.6429	0.8293	0.1379	<b>0.8333</b>	0.7500	<u>0.9167</u>	0.7004	0.8833	0.7586	0.8591
falcon3.7b-instruct-fp16	7.5B	0.6838	0.5714	0.7317	0.2069	<b>0.8333</b>	0.6667	0.5833	0.6672	0.8583	0.7241	0.8322
qwen2.5-7b-instruct-fp16	7.6B	0.7308	0.6224	0.7317	0.3793	<u>0.7500</u>	0.6667	0.8333	0.7160	0.8583	0.7241	0.8322
llama3.3-8b-instruct-fp16	8B	0.9251	0.6837	0.7317	0.1034	<u>0.7500</u>	<u>0.9167</u>	0.6667	0.8802	0.8167	0.6897	0.7919
llama3.1-8b-instruct-fp16	8B	0.8780	0.6939	0.7805	0.0000	<b>0.8333</b>	0.7500	0.7500	0.8402	0.8417	0.7586	0.8255
yi-9b-chat-v1.5-fp16	9B	0.6185	0.5408	0.7561	0.1034	<b>0.8333</b>	0.5000	<u>0.9167</u>	0.6095	0.8583	0.7241	0.8322
gemma2:9b-instruct-fp16	9.2B	0.7387	0.6020	0.7561	0.2069	<u>0.7500</u>	0.6667	<u>0.9167</u>	0.7189	0.8750	0.7931	0.8591
gemma3:12b-it-fp16	12.2B	0.7439	0.6327	0.8049	0.1379	<u>0.7500</u>	0.5833	0.8333	0.7241	0.9083	0.7931	0.8859
phi3:14b-medium-4k-instruct-fp16	14B	0.7622	0.7449	0.8293	0.2069	<b>0.8333</b>	0.8333	0.8333	0.7530	0.8917	0.7586	0.8658
qwen2.5:14b-instruct-fp16	14.8B	0.7787	0.6531	0.8049	0.2069	<u>0.7500</u>	0.6667	0.8333	0.7574	0.8750	0.7241	0.8456
Qwen3-30B-A3B-Instruct-2507	30B	0.8467	0.7551	0.8537	0.4483	<u>0.7500</u>	0.8333	0.8333	0.8306	0.9083	0.7586	0.8792
Llama-3.1-70B-Instruct	70B	<u>0.9495</u>	0.9286	0.8537	0.4483	<b>0.8333</b>	<u>0.9167</u>	<b>1.0000</b>	<b>0.9334</b>	0.9333	0.7931	0.9060
Qwen2.5-72B-Instruct	70B	0.8571	0.7347	0.8780	0.2414	<u>0.7500</u>	<u>0.9167</u>	0.8333	0.8351	0.8917	0.8276	0.8792
Qwen3-235B-A22B-Instruct-2507	235B	0.8902	0.8980	<u>0.9024</u>	0.4828	<u>0.7500</u>	<u>0.9167</u>	<u>0.9167</u>	0.8817	0.9167	<u>0.8966</u>	0.9128
Open-Weight Medical Model												
MedGemma-4b-it	4B	0.7343	0.6020	0.8049	0.2069	0.6667	0.7500	0.5833	0.7138	0.8250	0.5862	0.7785
Hulu-Med-4B	4B	0.8667	0.8163	0.8293	0.3793	<b>0.8333</b>	0.6667	0.7500	0.8484	0.8417	0.8276	0.8389
Lingshu-7B	7B	0.6977	0.7143	0.8293	0.1724	<u>0.7500</u>	0.8333	0.7500	0.6938	0.8333	0.6897	0.8054
Hulu-Med-7B	7B	0.9077	0.8469	0.8049	0.2414	<b>0.8333</b>	<u>0.9167</u>	0.8333	0.8846	0.8667	0.7931	0.8523
BioMistral-7B	7B	0.4634	0.4388	0.6585	0.3103	0.5000	0.5833	0.6667	0.4675	0.6750	0.4483	0.6309
Hulu-Med-14B	14B	0.9268	0.9286	0.8537	0.3103	<b>0.8333</b>	<b>1.0000</b>	0.8333	0.9105	0.9000	0.7586	0.8725
Hulu-Med-32B	32B	0.9373	<u>0.9592</u>	<u>0.9024</u>	0.2759	<b>0.8333</b>	<u>0.9167</u>	<u>0.9167</u>	0.9223	0.9333	0.7931	0.9060
Lingshu-32B	32B	0.8249	0.9082	0.8293	0.5172	<b>0.8333</b>	<u>0.9167</u>	0.8333	0.8254	<b>0.9667</b>	0.8621	<u>0.9463</u>
Llama3-OpenBioLLM-70B	70B	0.9460	0.9082	0.8293	0.4483	<u>0.7500</u>	<b>1.0000</b>	0.7500	0.9260	0.9167	0.7931	0.8926
ClinicalCamel-70B	70B	0.6568	0.5816	0.7561	0.3793	0.5833	0.5833	<b>1.0000</b>	0.6501	0.8667	0.7586	0.8456
Med42-70B	70B	0.9077	0.8980	0.8537	0.3448	<b>0.8333</b>	0.6667	<b>1.0000</b>	0.8913	0.8833	0.7586	0.8591
Meditron3-70B	70B	0.9460	0.9082	<b>0.9268</b>	0.4483	<b>0.8333</b>	<b>1.0000</b>	<u>0.9167</u>	<u>0.9312</u>	0.9250	0.7931	0.8993
MMed-Llama3.1-70B	70B	<b>0.9564</b>	0.9184	<b>0.9268</b>	0.0345	<u>0.7500</u>	<u>0.9167</u>	0.5000	0.9268	0.9000	0.7586	0.8725
Closed-Source General Model												
Gemini 2.5 Pro	–	0.9207	<b>0.9694</b>	<b>0.9268</b>	0.4828	<b>0.8333</b>	<b>1.0000</b>	0.8333	0.9142	0.9250	0.7931	0.8993
qwen3-max-2025-09-23	–	0.9024	0.9388	<b>0.9268</b>	0.4138	<b>0.8333</b>	<u>0.9167</u>	<u>0.9167</u>	0.8950	<u>0.9417</u>	0.8276	0.9195
GPT-5.2	–	0.8981	0.8878	<u>0.9024</u>	<b>0.9310</b>	<b>0.8333</b>	0.8333	0.7500	0.8957	<b>0.9667</b>	<b>0.9655</b>	<b>0.9664</b>
claude-opus-4.5-20251101	–	0.9181	0.9490	<b>0.9268</b>	<u>0.6207</u>	<b>0.8333</b>	<b>1.0000</b>	0.8333	0.9135	0.9333	<u>0.8966</u>	0.9262
grok-4.1-fast-non-reasoning	–	0.8328	0.8367	0.8780	0.3793	<b>0.8333</b>	0.8333	<u>0.9167</u>	0.8254	0.9000	0.8276	0.8859

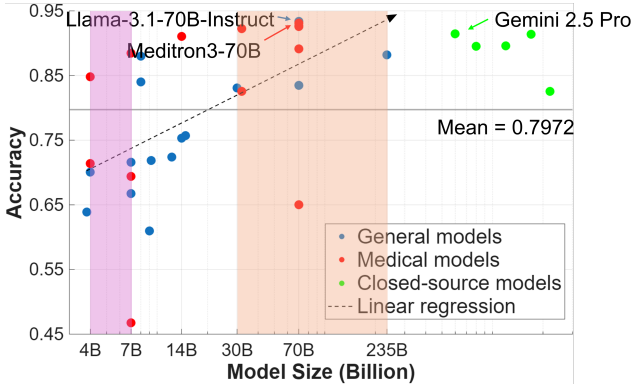
Boldface: the best performance; Underlining: the second-best result. Within each QA set, all questions across subcategories are equally weighted; scores are computed over all questions.

of models with more than 14B parameters performed above the average accuracy.

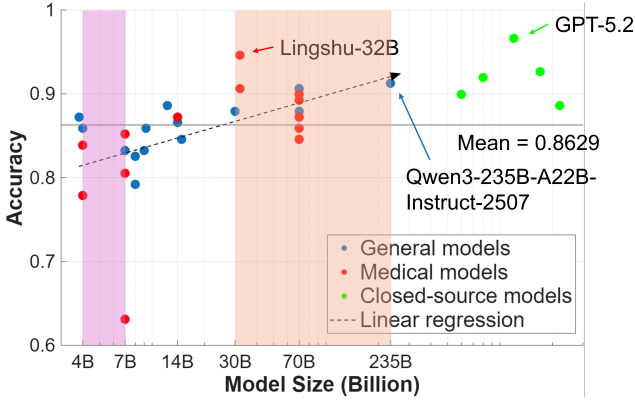
Except for grok-4-1-fast-non-reasoning [48] and Gemini 2.5 Pro [14], all other closed-source general models achieved accuracies above 0.9, outperforming the majority of open-weight models. This observation suggests that closed-source general models currently exhibit stronger overall capabilities in ADRD daily caregiving tasks. GPT-5.2 [32] achieved the best performance among all evaluated models, with an accuracy of 0.9664, slightly surpassing the best-performing open-weight medical model, Lingshu-32B [49] (0.9463),

as well as the best-performing open-weight general model, Qwen3-235B-A22B-Instruct-2507 [50] (0.9128).

Medical models did not demonstrate a clear performance advantage over general models. In a few cases, they underperformed general models of comparable size. This pattern suggested that answering practical daily caregiving related questions relied more on broad commonsense reasoning capabilities typically acquired by large general models, rather than on specialized medical fine-tuning. At the same time, this observation might reflect the fact that current domain-specific fine-tuning efforts primarily focus on



**Figure 1: Model accuracy vs. model size on the ADRD Unified QA.** Blue points: open-weight general models; Red points: open-weight medical models; Green points: closed-source general models. Dashed horizontal line: mean accuracy across all models.



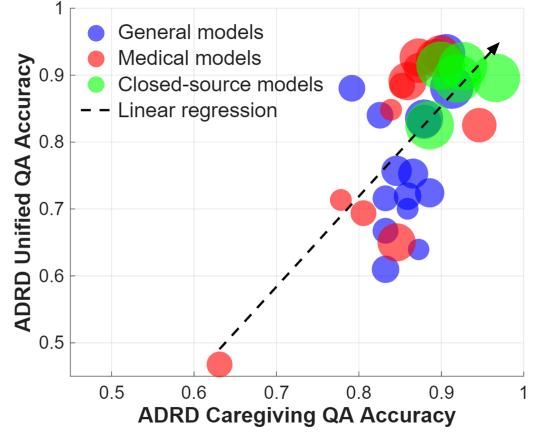
**Figure 2: Model accuracy vs. model size on the ADRD Caregiving QA.** Blue points: open-weight general models; Red points: open-weight medical models; Green points: closed-source general models. Dashed horizontal line: mean accuracy across all models.

medical knowledge and incorporate relatively limited information about daily caregiving.

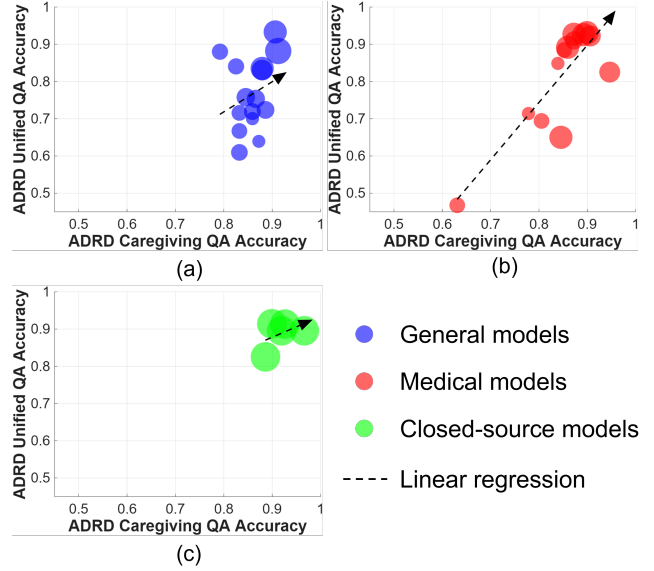
### 4.3 Correlation Analysis

To understand how models’ performance on clinical knowledge is related to that on caregiving, we analyzed the correlation between accuracies on ADRD Caregiving QA and accuracies on the ADRD Unified QA, as shown in Figure 3 and 4. Across all models, the Pearson’s correlation analysis revealed a significant and strong positive correlation between the two QA sets ( $r = 0.6801$ ,  $p = 0.00001$ ). This indicated that, at an aggregated level, models that performed well on clinical questions also tended to achieve a higher accuracy on the caregiving questions.

However, when examining different model categories separately, we observed that only open-weight medical models exhibited this significant and strong correlation ( $r = 0.8416$ ,  $p = 0.0003$ ). In contrast, open-weight general models ( $r = 0.2730$ ,  $p = 0.3248$ )



**Figure 3: Correlation between accuracies on ADRD Caregiving QA and accuracies on ADRD Unified QA on all models, where larger points mean larger model parameters.**



**Figure 4: Correlation between accuracies on ADRD Caregiving QA and accuracies on ADRD Unified QA on (a) general models; (b) medical models; (c) closed-source models.**

and closed-source models ( $r = 0.4678$ ,  $p = 0.4269$ ) showed only weak-moderate, non-significant positive correlations. These results demonstrated that open-weight medical models, which incorporated specific medical fine-tuning, had more consistent performance across both clinical and caregiving questions. A possible cause of the non-significant correlations of the general models could be the relatively small portion of medical data in model training, and thus the models’ performance depends more on general common sense and social reasoning. This contributes to more socially appropriate responses, a key point in daily caregiving. This analysis also aligned with our earlier observation that, on ADRD Caregiving QA, open-weight general models achieved higher accuracy than open-weight medical models at comparable parameter scales. On the other hand,

these findings also implied that, to develop healthcare LLMs that fit ADRD care needs, more training data on caregiving tasks should be included to balance the models’ knowledge and reasoning on this aspect.

#### 4.4 Case Analysis

To better understand large language model (LLM) performance beyond accuracy metrics, we examined the models’ reasoning processes on ADRD Caregiving QA questions for which over 75% of the evaluated models generated incorrect answers. In reviewing these challenging cases, feedback from a clinical expert was incorporated to ensure that the analysis was grounded in real-world ADRD caregiving principles. Two representative cases are presented to illustrate common failure patterns and model behaviors.

**4.4.1 Case 1: True/False question.** As shown in Figure 5, the correct answer is “False,” as the statement overgeneralizes across all stages of Alzheimer’s disease. In the early stages, individuals are often still able to perform most basic activities independently, and the loss of self-care ability typically occurs in moderate to severe ADRD stages. However, 85% LLMs answered “True,” implying that all individuals with Alzheimer’s disease are universally unable to manage daily living activities. This result reflected a common failure pattern of overgeneralization.

Figure 6 shows LLMs’ reasoning steps obtained via Zero-Shot Chain-of-Thought prompting. This zero-shot setting was selected to enable models to explicitly show their reasoning processes, while mitigating the influence of example selection biases. Complete prompts and outputs are in the Appendix.

The output of claude-opus-4-5-20251101 showed another typical type of error. This model achieved an overall accuracy exceeding 90% on the ADRD Caregiving QA and was able to distinguish between different stages of Alzheimer’s disease and recognize that patients in the early stage generally retain the ability to perform activities of daily living. However, this LLM based its final judgment on a hallmark of the advanced stage and used it to generalize a conclusion across the entire disease course, producing an incorrect answer. This suggested a tendency to rigidly focus on salient features, while overlooking conditional factors like disease progression. This could also be understood as a bias that when a fact was commonly associated with a condition, some LLMs tended to treat it as a universal truth, without adequately reasoning about scope or exceptions.

**4.4.2 Case 2: Multiple-Choice question.** Figure 7 shows a multiple-choice question example. In patients living with ADRD, losing eye contact during a conversation often signals cognitive overload, fatigue, or a need to disengage, rather than a visual tracking problem. Thus, the recommended approach is to respect the individual’s need for space and reduce stimulation, rather than attempting to immediately re-engage them. However, 79% LLMs chose “B”. It reflects an LLM tendency to treat behavioral cues as attention problems to be corrected, prioritizing task or conversation continuity over respecting disengagement and emotion regulation.

Figure 8 presents examples of LLMs’ key reasoning steps. The prompting and the entire outputs are in the Appendix. Both qwen3-max-2025-09-23 and claude-opus-4-5-20251101 achieved an overall

**Question:** The Alzheimer’s patient is unable to perform basic activities of daily living.  
**Answer:** False

**Figure 5: True/False question example of ADRD Caregiving QA that most LLMs answered incorrectly.**

**Reasoning by llama3:8b-instruct-fp16:** ... patient has difficulty with tasks such as bathing, dressing, eating ... if someone is unable to perform them, it suggests a significant impairment in their cognitive or physical abilities.  
**Reasoning by claude-opus-4-5-20251101:** ... The impact on daily living activities depends on the stage of the disease ... Early stage: Patients may have mild memory problems but can generally still perform most ADLs independently ... Middle stage: Patients begin to have more difficulty with ADLs ... Late/Advanced stage: Patients typically lose the ability to perform basic ADLs ... inability to perform ADLs is indeed a hallmark of advanced Alzheimer’s disease, the answer would be true ...

**Figure 6: Reasoning by llama3:8b-instruct-fp16 and claude-opus-4-5-20251101 of Case 1.**

accuracy of > 90% on the ADRD Caregiving QA. However, both failed to answer this question. The models could identify that a patient living with dementia might experience attentional, perceptual, or visual field challenges. Then, both subsequently treated this partial clinical insight as sufficient justification for active re-engagement, recommending the caregiver to reposition and thus re-enter the individual’s visual field. This reasoning reflects a form of goal misalignment. Rather than evaluating caregiving interaction through the loss of eye contact, the models focused on preserving conversational continuity. In doing so, they implicitly assumed that maintaining engagement is always desirable, failing to recognize that, in ADRD care, averted gaze is often a low-intensity disengagement or overload signal rather than a problem to be corrected. Unlike errors stemming from a lack of medical knowledge, this failure is the inability to correctly interpret contextual qualifiers embedded in dementia care, particularly those related to disengagement and emotion regulation. When demonstrating the understanding of dementia-related perceptual limitations, many LLMs emphasized cognitive characteristics more than care principles. As a result, disengagement cues were framed as attention deficits, leading to recommending actions that may increase pressure or distress.

## 5 Limitations and Ethical Considerations

ADRD-Bench does not involve confidential data. All content was derived from publicly available, de-identified resources. The ADRD Caregiving QA items were developed from widely used, clinically validated educational resources and reviewed by a clinician with national expertise in comprehensive ADRD care to ensure quality and relevance. This benchmark is intended for research and evaluation purposes. We caution against the direct use of LLMs’ outputs in real-world clinical or caregiving settings without appropriate



**Question:** When caring for a loved one living with dementia, if you lose eye contact during a conversation, what is the most appropriate action to take?

- A. Move slightly closer and keep speaking, trying to regain their interest through increased body language.
- B. Follow the patient's gaze and reposition yourself to ensure you remain in the center of their visual field.
- C. Recognize that the person may need space, pause the conversation, and find a better moment to restart in a few minutes.
- D. Call the person's name in a firm tone and remind them of the important topic you were discussing.
- E. Check for environmental noise and increase your volume to overcome background distractions.

**Answer:** C.

**Figure 7: Multiple-choice example of ADRD Caregiving QA that most models answered incorrectly.**

**Reasoning by qwen3-max-2025-09-23:** ... maintaining effective communication is crucial ... Option B is a respectful, non-confrontational way to re-establish connection without demanding attention ... Option C assumes the person needs space ... pausing unnecessarily could disrupt meaningful interaction ... the most appropriate action is to gently reposition yourself within their visual field to support their ability to re-engage naturally.

**Reasoning by claude-opus-4-5-20251101:** ... maintaining effective communication requires understanding their cognitive and perceptual challenges ... B. By repositioning yourself to where they're looking, you work with their current attention rather than against it ... C. ... The loss of eye contact could simply be due to visual field issues or distraction, not necessarily a need for space.

**Figure 8: Reasoning by qwen3-max-2025-09-23 and claude-opus-4-5-20251101 of Case 2.**

human oversight. Responsible use and safety should remain central considerations in downstream applications.

As the first and a preliminary benchmark, this work has several limitations. Since the ADRD Unified QA portion was drawn from existing public benchmarks, there was a possibility that some context had been used in training certain models. Such exposure could artificially boost performance scores. Current questions of ADRD Caregiving QA are in multiple-choice or true/false format, which forces models to choose an answer even when they might be uncertain. This may alter performance scores by educated guesses or the exploitation of answer cues [28]. We did not include open-ended generative tasks, since automatic evaluation of long-form responses remains challenging [40]. As a result, this benchmark primarily emphasizes factual correctness and does not measure a model's ability in conversational interactions, such as proactively demonstrating empathy.

The current questions are single-turn Q&A pairs. Multi-turn dialogues and interactive problem-solving are not included yet to test a model's ability in carrying out extended conversations,

such as counseling a caregiver through a stressful situation over several exchanges, an important aspect of real-world AI assistance. In addition, caregiving decisions are often context-dependent and may vary across patient needs and professional perspectives. At this stage, ADRD-Bench only covers a small scope of ADRD knowledge, and it should be expanded by the broader community in future iterations for better coverage and precision.

Finally, the benchmark is developed in English and rooted in the ABC model, primarily focusing on ADRD care in the U.S. Therefore, ADRD-Bench's generalizability to other languages and healthcare systems needs further investigation. Note that achieving high accuracy on this benchmark does not guarantee an LLM will be reliable or effective in real clinical or home-care deployment. The benchmark is a step toward identifying strengths and weaknesses. Users should be cautious not to over-interpret the results, but use them in accordance with other necessary evaluations (e.g., user studies).

## 6 Conclusion, Discussion, and Future Work

We presented ADRD-Bench, the first benchmark dedicated to ADRD. By curating 1,352 ADRD-focused questions from seven existing medical QA datasets and introducing 149 daily caregiving questions from national, widely adopted caregiver education materials, this work provided an evaluation platform for both factual clinical knowledge and practical caregiving reasoning. The evaluation of SOTA LLMs on ADRD-Bench yielded several key findings. On one hand, top models achieved high accuracies on questions (best performance was 0.9334 on ADRD Unified QA and 0.9664 on ADRD Caregiving QA, respectively). On the other hand, failure modes beyond numerical accuracy were discovered. For example, LLMs often overgeneralize clinical facts and sometimes fail to identify the major goal in a question [23]. Therefore, high overall accuracy does not guarantee true competency in ADRD care [23]. Even advanced LLMs may produce misguided responses due to shallow reasoning or misalignment with care goals [44]. Our benchmark and evaluation together lay a groundwork for rigorously assessing LLMs in a high-impact, yet underdeveloped area of medical AI [41].

To ensure safer and more effective AI for ADRD care, domain-specific alignment techniques that bridge the gap between clinical knowledge and caregiving practices should be a focus in future research [44]. This benchmark and our findings reinforce the importance of rigorous, targeted evaluation in high-stakes domains. As with any other medical specialty, ADRD care is a complex and evolving field [6]. As a result, benchmark questions and answers need to be updated in a timely manner according to the state-of-the-art practice and research. We encourage the broader community to build on this work to advance safe, reliable, and compassionate AI in the ADRD domain.

## Acknowledgments

This research was partially supported by the National Science Foundation under Grant No. 2426639. The authors acknowledge Oracle Cloud Infrastructure for providing computing resources that contributed to parts of the research results reported.



## References

- [1] Asma Ben Abacha, Chaitanya Shivade, and Dina Demner-Fushman. 2019. Overview of the MEDIQA 2019 shared task on textual inference, question entailment and question answering. In *Proceedings of the 18th BioNLP workshop and shared task*. 370–379.
- [2] Asma Ben Abacha, Wen-wai Yim, Yujuan Fu, Zhaoyi Sun, Meliha Yetisgen-Yildiz, Fei Xia, and Thomas Lin. 2025. MedEC: A benchmark for medical error detection and correction in clinical notes. In *Findings of the Association for Computational Linguistics: ACL*. 22539–22550.
- [3] Felix Agbavor and Hualou Liang. 2022. Predicting dementia from spontaneous speech using large language models. *PLOS Digital Health* 1, 12 (2022), e0000168.
- [4] Catherine A Alder, Michael A LaMantia, Mary Guerriero Austrom, and Malaz A Boustani. 2024. The Indiana Aging Brain Care Project. In *Geriatrics Models of Care: Bringing Best Practice to an Aging America*. Springer, 317–324.
- [5] Alzheimer’s Association. 2024. *Dementia Care Delivery and Accreditation*. Retrieved January 22, 2026 from <https://www.alz.org/professionals/health-systems-medical-professionals/health-systems/dementia-care-delivery-accreditation>
- [6] Alzheimer’s Association. 2024. Mapping a Better Future for Dementia Care Navigation. Retrieved January 22, 2026 from <https://www.alz.org/getmedia/a7390c29-e4c0-4d3c-b000-377b6c112eea/alzheimers-facts-and-figures-special-report.pdf>
- [7] Alzheimer’s Association. 2024. 2024 Alzheimer’s disease facts and figures. *Alzheimer’s & Dementia* 20, 5 (2024), 3708–3821. doi:10.1002/alz.13809
- [8] Rahul K. Arora, Jason Wei, Rebecca Soskin Hicks, Preston Bowman, Joaquin Quiñero-Candela, Foivos Tsimplouras, Michael Sharman, Meghan Shah, Andrea Vallone, Alex Beutel, et al. 2025. HealthBench: Evaluating large language models towards improved human health. *arXiv preprint arXiv:2505.08775* (2025).
- [9] Malaz Boustani, Catherine A. Alder, Craig A. Solid, and David Reuben. 2019. An alternative payment model to support widespread use of collaborative dementia care models. *Health Affairs* 38, 1 (2019), 54–59.
- [10] Malaz A Boustani, Steven R Counsell, Anthony Perkins, Abdelfattah Alhader, Kathryn I Frank, Diana P Summanwar, and Karen L Fortuna. 2025. Effectiveness of a Telephonic Aging Brain Care Model for Medicaid Home and Community Services for Dementia Patients and Their Caregivers. *Journal of the American Geriatrics Society* (2025).
- [11] Christopher M. Callahan, Malaz A. Boustani, Frederick W. Unverzagt, Mary G. Austrom, Teresa M. Damush, Anthony J. Perkins, Bridget A. Fultz, Siu L. Hui, Steven R. Counsell, and Hugh C. Hendrie. 2006. Effectiveness of collaborative care for older adults with Alzheimer disease in primary care: A randomized controlled trial. *JAMA* 295, 18 (2006), 2148–2157.
- [12] Hanjie Chen, Zhouxiang Fang, Yash Singla, and Mark Dredze. 2025. Benchmarking large language models on answering and explaining challenging medical questions. In *Proceedings of the 2025 Conference of the North American Chapter of the Association for Computational Linguistics: Human Language Technologies (Volume 1: Long Papers)*. 3563–3599.
- [13] Aakanksha Chowdhery, Sharan Narang, Jacob Devlin, Maarten Bosma, Gaurav Mishra, Adam Roberts, Paul Barham, Hyung Won Chung, Charles Sutton, Sebastian Gehrmann, et al. 2023. PaLM: Scaling language modeling with pathways. *Journal of Machine Learning Research* 24, 240 (2023), 1–113.
- [14] Gheorghe Comanici, Eric Bieber, Mike Schaekermann, Ice Pasupat, Noveen Sachdeva, Inderjit Dhillon, Marcel Blistein, Ori Ram, Dan Zhang, Evan Rosen, et al. 2025. Gemini 2.5: Pushing the frontier with advanced reasoning, multi-modality, long context, and next generation agentic capabilities. *arXiv preprint arXiv:2507.06261* (2025).
- [15] Dustin D. French, Michael A. LaMantia, Lee R. Livin, Dorian Herceg, Catherine A. Alder, and Malaz A. Boustani. 2014. Healthy Aging Brain Center improved care coordination and produced net savings. *Health Affairs* 33, 4 (2014), 613–618.
- [16] Kristin Lees Haggerty, David B. Reuben, Rebecca Stoeckle, David Bass, Malaz Boustani, Carolyn Clevenger, Ian Kremer, David R. Lee, Madelyn Johnson, Morgan J. Minyo, et al. 2025. GUIDE and Beyond: Strategies for Comprehensive Dementia Care Integration. *Journal of the American Geriatrics Society* 73, 11 (2025), 3548–3554.
- [17] Wordh Ul Hasan, Kimia Tuz Zaman, Xin Wang, Juan Li, Bo Xie, and Cui Tao. 2024. Empowering alzheimer’s caregivers with conversational AI: A novel approach for enhanced communication and personalized support. *npj Biomedical Innovations* 1, 1 (2024), 3.
- [18] Dan Hendrycks, Collin Burns, Steven Basart, Andy Zou, Mantas Mazeika, Dawn Song, and Jacob Steinhardt. 2020. Measuring massive multitask language understanding. *arXiv preprint arXiv:2009.03300* (2020).
- [19] Di Jin, Eileen Pan, Nassim Oufattole, Wei-Hung Weng, Hanyi Fang, and Peter Szolovits. 2021. What disease does this patient have? a large-scale open domain question answering dataset from medical exams. *Applied Sciences* 11, 14 (2021), 6421.
- [20] Qiao Jin, Bhuwan Dhingra, Zhengping Liu, William Cohen, and Xinghua Lu. 2019. PubMedQA: A dataset for biomedical research question answering. In *Proceedings of the 2019 Conference on Empirical Methods in Natural Language Processing and the 9th International Joint Conference on Natural Language Processing (EMNLP-IJCNLP)*. 2567–2577.
- [21] Mert Karabacak and Konstantinos Margetis. 2023. Embracing large language models for medical applications: Opportunities and challenges. *Cureus* 15, 5 (2023).
- [22] Nikhil Khandekar, Qiao Jin, Guangzhi Xiong, Soren Dunn, Serina Applebaum, Zain Anwar, Maame Sarfo-Gyamfi, Conrad Safranek, Abid Anwar, Andrew Zhang, et al. 2024. Medcalc-bench: Evaluating large language models for medical calculations. *Advances in Neural Information Processing Systems* 37 (2024), 84730–84745.
- [23] Jonathan Kim, Anna Podlasek, Kie Shidara, Feng Liu, Ahmed Alaa, and Danilo Bernardo. 2025. Limitations of large language models in clinical problem-solving arising from inflexible reasoning. *Scientific Reports* 15, 1 (2025), 39426.
- [24] Siun Kim and Hyung-Jin Yoon. 2025. Questioning our questions: How well do medical QA benchmarks evaluate clinical capabilities of language models?. In *Proceedings of the 24th Workshop on Biomedical Language Processing*. 274–296.
- [25] Yubin Kim, Hyewon Jeong, Shan Chen, Shuyue Stella Li, Chanwoo Park, Mingyu Lu, Kumail Alhamoud, Jimin Mun, Cristina Grau, Minseok Jung, et al. 2025. Medical hallucinations in foundation models and their impact on healthcare. *arXiv preprint arXiv:2503.05777* (2025).
- [26] Tiffany H. Kung, Morgan Cheatham, Arielle Medenilla, Czarina Sillos, Lorie De Leon, Camille Elepaño, Maria Madriaga, Rimel Aggabao, Giezel Diaz-Candido, James Maningo, et al. 2023. Performance of ChatGPT on USMLE: Potential for AI-assisted medical education using large language models. *PLOS Digital Health* 2, 2 (2023), e0000198.
- [27] Michael A. LaMantia, Catherine A. Alder, Christopher M. Callahan, Sujuan Gao, Dustin D. French, Mary G. Austrom, Karim Boustany, Lee Livin, Bharath Byanagari, and Malaz A. Boustani. 2015. The aging brain care medical home: Preliminary data. *Journal of the American Geriatrics Society* 63, 6 (2015), 1209–1213.
- [28] Yesheng Liu, Hao Li, Haiyu Xu, Baoqi Pei, Jiahao Wang, Mingxuan Zhao, Jing-Shu Zheng, Zheqi He, J. G. Yao, Bowen Qin, Xi Yang, and Jiajun Zhang. 2025. Beyond multiple choice: A hybrid framework for unifying robust evaluation and verifiable reasoning training. *arXiv preprint arXiv:2511.17405* (2025).
- [29] Subhankar Maity and Manob Jyoti Saikia. 2025. Large language models in healthcare and medical applications: A review. *Bioengineering* 12, 6 (2025), 631.
- [30] Meta AI. 2024. *Llama-3.1-70B-Instruct*. Retrieved January 10, 2026 from <https://huggingface.co/meta-llama/Llama-3.1-70B-Instruct>
- [31] Harsha Nori, Nicholas King, Scott Mayer McKinney, Dean Carignan, and Eric Horvitz. 2023. Capabilities of GPT-4 on medical challenge problems. *arXiv preprint arXiv:2303.13375* (2023).
- [32] OpenAI. 2025. *Introducing GPT-5.2*. Retrieved January 10, 2026 from <https://openai.com/index/introducing-gpt-5-2/>
- [33] OpenMeditron. 2025. *Meditron3-70B*. Retrieved January 10, 2026 from <https://huggingface.co/OpenMeditron/Meditron3-70B>
- [34] Ankit Pal, Pasquale Minervini, Andreas Geert Motzfeldt, Aryo Pradipta Gema, and Beatrice Alex. 2024. *Open Medical LLM Leaderboard*. Retrieved January 22, 2026 from [https://huggingface.co/spaces/openlifescienceai/open\\_medical\\_llm\\_leaderboard](https://huggingface.co/spaces/openlifescienceai/open_medical_llm_leaderboard)
- [35] Ankit Pal, Logesh Kumar Umaphathi, and Malaikannan Sankarasubbu. 2022. MedMQA: A large-scale multi-subject multi-choice dataset for medical domain question answering. In *Conference on Health, Inference, and Learning*. 248–260.
- [36] Shrey Pandit, Jiawei Xu, Junyuan Hong, Zhangyang Wang, Tianlong Chen, Kaidi Xu, and Ying Ding. 2025. MedHallu: A comprehensive benchmark for detecting medical hallucinations in large language models. *arXiv preprint arXiv:2502.14302* (2025).
- [37] Bambang Parmanto, Bayu Aryoyudanta, Timothius Wilbert Soekinto, I. Made Agus Setiawan, Yuhann Wang, Haomin Hu, Andi Saptono, and Yong Kyung Choi. 2024. A reliable and accessible caregiving language model (CaLM) to support tools for caregivers: Development and evaluation study. *JMIR Formative Research* 8 (2024), e54633.
- [38] Lotem Peled-Cohen and Roi Reichart. 2025. A systematic review of NLP for dementia: Tasks, datasets, and opportunities. *Transactions of the Association for Computational Linguistics* 13 (2025), 1204–1244.
- [39] Phi Team. 2024. Phi-3 technical report: A highly capable language model locally on your phone. *arXiv preprint arXiv:2404.14219* (2024).
- [40] Karan Singhal, Shekoofeh Azizi, Tao Tu, S. Sara Mahdavi, Jason Wei, Hyung Won Chung, Nathan Scales, Ajay Tanwani, Heather Cole-Lewis, Stephen Pfohl, et al. 2023. Large language models encode clinical knowledge. *Nature* 620, 7972 (2023), 172–180.
- [41] Dirk Steijger, Hannah Christie, Sil Aarts, Wijnand IJsselstein, Hilde Verbeek, and Marjolein de Vugt. 2025. Use of artificial intelligence to support quality of life of people with dementia: A scoping review. *Ageing Research Reviews* (2025), 102741.
- [42] Liyan Tang, Zhaoyi Sun, Betina Idray, Jordan G. Nestor, Ali Soroush, Pierre A. Elias, Ziyang Xu, Ying Ding, Greg Durrett, and Justin F. Rousseau. 2023. Evaluating large language models on medical evidence summarization. *NPJ Digital Medicine* 6, 1 (2023), 158.
- [43] Matthias S. Treder, Sojin Lee, and Kamen A. Tsvetanov. 2024. Introduction to large language models (LLMs) for dementia care and research. *Frontiers in Dementia* 3 (2024), 1385303.

- [44] Emre Umucu, Guillermina Solis, Leon Garza, Emilia Rivas, Beatrice Lee, Anantaa Kotal, and Aritran Piplai. 2025. Empathy by design: Aligning large language models for healthcare dialogue. *arXiv preprint* arXiv:2512.06097 (2025).
- [45] David Vilares and Carlos Gómez-Rodríguez. 2019. HEAD-QA: A healthcare dataset for complex reasoning. *arXiv preprint* arXiv:1906.04701 (2019).
- [46] World Health Organization. 2024. *Ethics and Governance of Artificial Intelligence for Health: Large Multi-Modal Models. WHO Guidance*. World Health Organization, Geneva, Switzerland.
- [47] World Health Organization. 2025. *Dementia*. Retrieved January 22, 2026 from <https://www.who.int/news-room/fact-sheets/detail/dementia>
- [48] xAI. 2024. *Grok 4.1 Fast (Non-Reasoning)*. Retrieved January 10, 2026 from <https://docs.x.ai/docs/models/grok-4-1-fast-non-reasoning>
- [49] Weiwen Xu, Hou Pong Chan, Long Li, Mahani Aljunied, Ruifeng Yuan, Jianyu Wang, Chenghao Xiao, Guizhen Chen, Chaoqun Liu, Zhaodonghui Li, et al. 2025. Lingshu: A generalist foundation model for unified multimodal medical understanding and reasoning. *arXiv preprint* arXiv:2506.07044 (2025).
- [50] An Yang, Anfeng Li, Baosong Yang, Beichen Zhang, Binyuan Hui, Bo Zheng, Bowen Yu, Chang Gao, Chengen Huang, Chenxu Lv, et al. 2025. Qwen3 technical report. *arXiv preprint* arXiv:2505.09388 (2025).
- [51] Hongjian Zhou, Fenglin Liu, Boyang Gu, Xinyu Zou, Jinfa Huang, Jinge Wu, Yiru Li, Sam S. Chen, Peilin Zhou, Junling Liu, et al. 2023. A survey of large language models in medicine: Progress, application, and challenge. *arXiv preprint* arXiv:2311.05112 (2023).

## A Appendix

### A.1 ADRD-Bench Prompts

#### Prompt for PubMedQA

You are a highly knowledgeable AI assistant specializing in biomedical sciences. Answer A for yes, B for no, or C for maybe. Do not include any explanation or additional text. Output only the letter on a single line.

Context: {context}

Question: {question}

A. yes

B. no

C. maybe

ONLY OUTPUT ONE LETTER.

Your answer MUST be exactly one of: A, B, or C.

Do NOT include explanation or text after the letter.

Answer:

#### Prompt for HEAD-QA (Four Options)

You are a highly knowledgeable AI assistant specializing in biomedical sciences. Your task is to answer multiple-choice questions accurately based on the options provided. Each question will relate to biomedical concepts, and you will be asked to choose the most appropriate answer.

Select the correct answer by outputting only the letter corresponding to your choice (A, B, C, D). Please only use a capital letter, without including any content or explanation.

Question: {question}

A. options[0]

B. options[1]

C. options[2]

D. options[3]

ONLY OUTPUT ONE LETTER.

Your answer MUST be exactly one of: A, B, C, or D.

Do NOT include explanation or text after the letter.

Answer:

#### Prompt for MedBullets (Four Options)

You are a highly knowledgeable AI assistant specializing in medicine. Your task is to answer medical questions similar to those found on the USMLE Step 2/3 exams. You will be provided with a clinical scenario followed by several multiple-choice options.

Select the correct answer by outputting only the letter corresponding to your choice (A, B, C, D). Please only use a capital letter, without including any content.

Clinical Scenario: {question}

A. options[0]

B. options[1]

C. options[2]

D. options[3]

ONLY OUTPUT ONE LETTER.

Your answer MUST be exactly one of: A, B, C or D.

Do NOT include explanation or text after the letter.

Answer:

**Prompt for MedMCQA and MedQA**

You are a highly knowledgeable AI assistant specializing in medicine. Give a letter answer among A, B, C, or D. Do not include any explanation or additional text.

Question: {question}

A. options[0]

B. options[1]

C. options[2]

D. options[3]

ONLY OUTPUT ONE LETTER.

Your answer MUST be exactly one of: A, B, C, or D.

Do NOT include explanation or text after the letter.

Answer:

**Prompt for MedHallu**

You are an AI assistant with extensive knowledge in the field of medicine. I want you act as an answer judge. Given a question and an answer, your objective is to determine if the provided answer contains non-factual or hallucinated information. You SHOULD give your judgment based on the following hallucination types and the world knowledge.

You are trying to determine if there is a factual contradiction between the answer and the world knowledge. Some information in the answer might be fabricated. Answer '0' if the answer is factual and '1' if the answer is hallucinated. You can categorize the answer as hallucinated if it falls in either of the categories:

Type: Misinterpretation of Question - These are hallucinated answers that misunderstand the question, leading to an off-topic or irrelevant response.

Type: Incomplete Information - These are hallucinated answers that point out what is not true without providing correct information.

Type: Mechanism and Pathway Misattribution - These are hallucinated answers that falsely attribute biological mechanisms, molecular pathways, or disease processes that contradict established medical knowledge.

Type: Methodological and Evidence Fabrication - Inventing false research methods, statistical data, or specific clinical outcomes.

Do not return anything else, just the answer.

Return just an integer value, '0' if the answer is factual and '1' if the answer is hallucinated. No letter or word, just the integer value.

World Knowledge: {knowledge}

Question: {question}

Answer: {hallucinated answer}

ONLY OUTPUT ONE NUMBER.

Your answer MUST be exactly one of: 0 or 1.

Do NOT include explanation or text after the letter.

Your Judgment:

**Prompt for MEDEC**

The following is a medical narrative about a patient. You are a skilled medical doctor reviewing the clinical text.

The text is either correct or contains only one error. The text has a sentence per line. Each line starts with the sentence ID, followed by a space character then the sentence to check. You should carefully check every sentence of the text.

If every sentence in the text is correct then only return the following output: -1.

If one sentence in the text has a medical error, only return the sentence ID of the sentence containing the error.

Make sure not to add any other words or sentences.

Clinical Note: {sentences}

ONLY OUTPUT ONE NUMBER.

Your answer MUST be exactly one number.

Do NOT include explanation or text after the number.

Answer:

**Prompt for ADRD Caregiving Multiple-Choice QA**

You are a highly knowledgeable AI assistant specializing in medicine. Give a letter answer among A, B, C, D, or E. Do not include any explanation or additional text.

Question: {question}

A. options[0]  
B. options[1]  
C. options[2]  
D. options[3]  
E. options[4]

ONLY OUTPUT ONE LETTER.

Your answer MUST be exactly one of: A, B, C, D, or E.

Do NOT include explanation or text after the letter.

Answer:

**Prompt for ADRD Caregiving True/False QA**

You are a highly knowledgeable AI assistant specializing in medicine. Answer A for yes, B for no. Do not include any explanation or additional text. Output only the letter on a single line.

Question: {question}

A. yes  
B. no

ONLY OUTPUT ONE LETTER.

Your answer MUST be exactly one of: A or B.

Do NOT include explanation or text after the letter.

Answer:

## A.2 Zero-Shot Chain-of-Thought prompts for Case Analysis

### Prompt for ADRD Caregiving Multiple-Choice QA

You are a highly knowledgeable AI assistant specializing in medicine. Give a letter answer among A, B, C, D, or E.

Reason through the question step by step and explicitly write out your reasoning before giving the final answer.

Question: {question}

A. options[0]

B. options[1]

C. options[2]

D. options[3]

E. options[4]

First, output the reasoning process.

Then, on a new line, output the final answer as a single letter (A, B, C, D, or E).

Format:

Reasoning:

<your reasoning>

Answer:

<one letter>

### Prompt for ADRD Caregiving True/False QA

You are a highly knowledgeable AI assistant specializing in medicine. Answer A for yes, B for no.

Reason through the question step by step and explicitly write out your reasoning before giving the final answer.

Question: {question}

A. yes

B. no

First, output the reasoning process.

Then, on a new line, output the final answer as a single letter (A or B).

Format:

Reasoning:

<your reasoning>

Answer:

<one letter>



### A.3 Completed Reasoning Output of Case Analysis Examples

Reasoning Output for True/False Case
<p>Reasoning by llama3:8b-instruct-fp16:</p> <pre>{</pre> <p>Here is the reasoning process:</p> <p>Reasoning: The question states that the Alzheimer's patient is unable to perform basic activities of daily living. This implies that the patient has difficulty with tasks such as bathing, dressing, eating, and using the bathroom, among others. These are essential skills for independent living, and if someone is unable to perform them, it suggests a significant impairment in their cognitive or physical abilities.</p> <p>Answer: Yes</p> <pre>}</pre>
<p>Reasoning by claude-opus-4-5-20251101:</p> <pre>{</pre> <p>Reasoning:</p> <p>The question asks whether Alzheimer's patients are unable to perform basic activities of daily living (ADLs). Alzheimer's disease is a progressive neurodegenerative disorder that affects memory, thinking, and behavior. The impact on daily living activities depends on the stage of the disease:</p> <ol style="list-style-type: none"><li>1. Early stage: Patients may have mild memory problems but can generally still perform most ADLs independently (bathing, dressing, eating, toileting, etc.)</li><li>2. Middle stage: Patients begin to have more difficulty with ADLs and may need assistance with some tasks.</li><li>3. Late/Advanced stage: Patients typically lose the ability to perform basic ADLs and require full-time care and assistance.</li></ol> <p>The question states "The Alzheimer's patient" in a general sense, implying the condition overall. In advanced stages of Alzheimer's disease, patients do become unable to perform basic activities of daily living such as bathing, dressing, eating, and using the toilet independently.</p> <p>Since the question appears to be asking about a characteristic feature of Alzheimer's disease (particularly in its progression), and inability to perform ADLs is indeed a hallmark of advanced Alzheimer's disease, the answer would be yes - Alzheimer's patients (especially in later stages) are unable to perform basic activities of daily living.</p> <p>Answer: Yes</p> <pre>}</pre>

Reasoning Output for Multiple-Choice Case
<p>Reasoning by qwen3-max-2025-09-23:</p> <pre>{ Reasoning: When caring for someone with dementia, maintaining effective communication is crucial. Individuals with dementia often experience difficulties with attention, perception, and processing sensory information. Losing eye contact may indicate that they are distracted, overwhelmed, or simply have shifted their visual focus due to cognitive changes—not necessarily disinterest or defiance.  Option A suggests moving closer and increasing body language, which could be perceived as intrusive or overwhelming, especially if the person is already feeling overstimulated.  Option B involves following the patient’s gaze and repositioning to stay in their visual field. This is a respectful, non-confrontational way to re-establish connection without demanding attention. It aligns with best practices in dementia care, which emphasize adapting to the person’s current state rather than forcing engagement.  Option C assumes the person needs space, but losing eye contact doesn’t always mean they need a break—it might just reflect difficulty maintaining focus. Pausing unnecessarily could disrupt meaningful interaction.  Option D calling their name firmly and reminding them of the topic—can come across as scolding or pressuring, which may increase anxiety or confusion.  Option E assumes the issue is auditory distraction, but the problem described is loss of eye contact (a visual cue), not lack of hearing or response to speech.  Therefore, the most appropriate action is to gently reposition yourself within their visual field to support their ability to re-engage naturally.  Answer: B }</pre>
<p>Reasoning by claude-opus-4-5-20251101:</p> <pre>{ Reasoning: When caring for someone with dementia, maintaining effective communication requires understanding their cognitive and perceptual challenges. Let me analyze each option: A. Moving closer and using increased body language - While body language is helpful, moving closer without repositioning to their visual field may not address the core issue of lost eye contact. This could also feel intrusive. B. Following the patient’s gaze and repositioning yourself to remain in their visual field - This approach acknowledges that people with dementia may have difficulty tracking movement or maintaining focus. By repositioning yourself to where they’re looking, you work with their current attention rather than against it. This is a person-centered, non-confrontational approach. C. Recognizing they need space and pausing - While sometimes appropriate, automatically assuming they need space when eye contact is lost may not be the best first response. The loss of eye contact could simply be due to visual field issues or distraction, not necessarily a need for space. D. Calling their name firmly and reminding them of the topic - This approach can be perceived as confrontational or demanding, which can increase anxiety and agitation in people with dementia. It’s generally not recommended to use firm tones or put pressure on them. E. Checking for environmental noise and increasing volume - While environmental factors matter, simply increasing volume doesn’t address the visual attention issue and could be startling or perceived as aggressive. The best practice in dementia care is to adapt to the person’s current state and work within their capabilities. Option B represents a gentle, person-centered approach that maintains connection without being demanding or intrusive.  Answer: B }</pre>