

# Advancing AI Trustworthiness Through Patient Simulation: Risk Assessment of Conversational Agents for Antidepressant Selection

Md Tanvir Rouf Shawon\*

George Mason University (GMU), Computer Science (CS), [mshawon@gmu.edu](mailto:mshawon@gmu.edu)

Mohammad Sabik Irbaz

GMU, Information Sciences and Technology (IST), [mirbaz@gmu.edu](mailto:mirbaz@gmu.edu)

Hadeel R. A. Elyazori

GMU, IST, [helyazor@gmu.edu](mailto:helyazor@gmu.edu)

Keerti Reddy Resapu

GMU, Health Administration and Policy (HAP), [kresapu@gmu.edu](mailto:kresapu@gmu.edu)

Yili Lin

GMU, HAP, [ylin26@gmu.edu](mailto:ylin26@gmu.edu)

Vladimir Franzuela Cardenas

GMU, HAP, [vcarden@gmu.edu](mailto:vcarden@gmu.edu)

Farrokh Alemi

GMU, HAP, [fa3277@gmu.edu](mailto:fa3277@gmu.edu)

Kevin Lybarger

GMU, IST [klybarga@gmu.edu](mailto:klybarga@gmu.edu)

CCS CONCEPTS • Artificial intelligence • **Natural language generation** • **Natural language interfaces** • **Consumer health** • **Health informatics** •

**Additional Keywords and Phrases:** Patient simulation, conversational agents, AI risk management, trustworthy AI, large language models, depression management

---

\* Corresponding author.

## ABSTRACT

**Objective:** This paper introduces a patient simulator designed to enable scalable, automated evaluation of healthcare conversational agents. The simulator generates realistic, controllable patient interactions that systematically vary across medical, linguistic, and behavioral dimensions, allowing annotators and an independent AI judge to assess agent performance, identify hallucinations and inaccuracies, and characterize risk patterns across diverse patient populations.

**Methods:** The simulator is grounded in the NIST AI Risk Management Framework and integrates three profile components reflecting different dimensions of patient variation: (1) medical profiles constructed from electronic health records in the All of Us Research Program, where patient features are combined using risk-ratio gating to produce coherent, outcome-relevant clinical histories; (2) linguistic profiles modeling variation in health literacy and condition-specific communication patterns derived from psycholinguistic and clinical research; and (3) behavioral profiles representing empirically observed interaction patterns, including cooperation, distraction, and adversarial engagement. We evaluated the simulator’s effectiveness in identifying errors in an AI decision aid for antidepressant selection.

**Results:** We generated 500 conversations between the patient simulator and the AI decision aid across systematic combinations of five linguistic and three behavioral profiles. Human annotators assessed 1,787 medical concepts across 100 conversations, achieving high agreement ( $F1=0.94$ ,  $\kappa=0.73$ ), and the LLM judge achieved comparable agreement with human annotators ( $F1=0.94$ ,  $\kappa=0.78$ ; paired bootstrap  $p=0.21$ ). Behavioral profiles were reliably distinguished by annotators ( $\kappa=0.93$ ), and linguistic profiles showed moderate agreement ( $\kappa=0.61$ ), consistent with the intended gradient structure across health literacy levels. The simulator revealed a monotonic degradation in AI decision aid performance across the health literacy spectrum: rank-one concept retrieval accuracy increased from 47.9% for limited health literacy to 69.1% for functional and 81.6% for proficient, with corresponding downstream effects on antidepressant recommendation accuracy (weighted  $F1$  ranging from 0.34 to 0.90 across profile combinations).

**Conclusions:** The patient simulator effectively generates diverse, coherent, and realistic conversations that expose measurable performance risks in conversational healthcare AI. The LLM judge provides scalable annotations comparable to human experts, supporting large-scale risk assessment. Health literacy emerged as a primary risk factor for AI decision aid performance, with direct implications for equitable system design.

## 1 INTRODUCTION

Rapid advancements in artificial intelligence (AI), particularly large language models (LLMs), are creating new innovative ways to interact with patients and clinicians through conversational agents [39, 55, 56]. For patients, these agents can increase engagement, improve accessibility to care, and provide personalized interactions in an empathetic tone [25]. For clinicians, conversational agents can reduce administrative burdens, support clinical decision-making, facilitate real-time patient monitoring, and support patient communication [29]. LLMs support prompt-based approaches that integrate multiple agents, tools, and resources without requiring extensive model fine-tuning or bespoke development [30]. While these advancements substantially lower barriers to developing AI systems, they also heighten the need for rigorous methods to assess and mitigate AI risks, ensuring reliability, safety, and patient-centered alignment.

Evaluation of conversational agents in healthcare is particularly challenging due to their dynamic nature, involving complex, multi-turn dialogues where static evaluation benchmark datasets are insufficient [18, 26]. Realistic user simulations provide systematic, controlled environments for evaluating conversational agents and identifying vulnerabilities [4]. Within health applications, simulated users may represent patients or clinicians, enabling comprehensive characterization and management of risks for AI-driven conversational agents [23]. The National Institute of Standards and Technology (NIST) AI Risk Management Framework (AI RMF) provides structured, domain-agnostic

guidance for identifying, assessing, and managing AI risks [54]. This work introduces a patient simulator framework to operationalize the AI RMF, providing an empirically grounded approach to systematically identifying risks and evaluating conversational agent performance in realistic healthcare scenarios.

This paper presents a comprehensive patient simulator grounded in real-world clinical data and relevant literature. While we focus on a conversational patient decision aid for selecting antidepressant medications for major depressive disorder (MDD), the simulator framework generalizes a wide array of healthcare tasks and target medical conditions. The simulator integrates three profile components defining medical, linguistic, and behavioral characteristics. The medical profile employs a novel Medical Artificial General Intelligence (MAGI) algorithm to incorporate electronic health record (EHR) datasets, such as the *All of Us* initiative [3], to generate realistic and extensible medical histories. The linguistic profile models health literacy variation [22, 40] and condition-specific communication patterns [43, 72] derived from literature and systematically mapped to identified AI risks. The behavioral profile incorporates empirically derived behavioral attributes reflective of patient interactions, addressing identified conversational risks through systematic risk mapping [46, 52]. Together, these profiles are integrated as a unified, realistic simulated patient capable of robust, comprehensive assessment of conversational agents. Building on prior work in patient simulation and NIST-aligned risk governance, this study explores the following research questions:

**RQ1.** How effectively can structured healthcare data be transformed into coherent and risk-aware medical profiles aligned with trustworthy AI principles?

**RQ2.** How can simulated patients that combine medical, linguistic, and behavioral information demonstrate realistic and consistent conversational behavior?

**RQ3.** How can simulated patient evaluation reveal the quality, reliability, and potential risks of such systems?

This work contributes (1) a risk-aligned patient simulator integrating medical, linguistic, and behavioral profiles, (2) the MAGI approach for generating coherent medical histories from EHR data, and (3) systematic evaluation demonstrating simulator effectiveness for risk assessment. The code, source data, and simulated interactions are publicly available to facilitate broader use and adaptation<sup>1</sup>.

## 2 OPERATIONALIZING AI RISK ASSESSMENT FOR CONVERSATIONAL HEALTHCARE SYSTEMS

The AI RMF defines four core functions: (1) *GOVERN* – accountability and oversight, (2) *MAP* – risk identification, (3) *MEASURE* – risk assessment, and (4) *MANAGE* – risk mitigation [54]. Operationalizing these for conversational healthcare AI requires moving beyond static benchmarks, which cannot capture dynamic risks in multi-turn clinical dialogues where medical complexity, communication patterns, and patient behaviors interact. We developed a multidimensional patient simulator integrating medical, linguistic, and behavioral profiles to operationalize MAP and MEASURE functions and inform MANAGE strategies.

### 2.1 Medical Profile Generation: Foundational Risk Assessment

Medical profile generation provides the clinical foundation for risk assessment. Without realistic, diverse medical contexts, evaluation cannot assess performance across clinical heterogeneity. Generating profiles from structured EHR data faces interconnected challenges: high-dimensional feature spaces ( $10^5$ - $10^6$  concept codes) with sparse task-relevant signals, data quality issues (missingness, inconsistent coding), and medically implausible feature combinations [32, 49, 53]. These challenges risk obscuring vulnerabilities through noise or missing them through narrow profiles. Medical profile

---

<sup>1</sup> GitHub link to be provided upon acceptance.

generation must surface: (1) performance risks such as brittleness and poor generalization, (2) safety risks such as implausible or unsafe recommendations, and (3) bias risks such as subgroup disparities.

Our design adheres to five AI RMF-aligned trustworthiness requirements. **Controllability:** Emphasize task-relevant features while maintaining outcome diversity for robust assessment. **Coherence:** Maintain clinical plausibility across diagnoses, treatments, and temporal events, including rare but valid scenarios. **Variability:** Capture heterogeneous comorbidities and contextual factors to expose brittleness and subgroup bias. **Efficiency:** Balance clinical completeness with computational tractability for large-scale testing that reflects plausible patient disclosure. **Transparency:** Maintain traceable feature lineage to source distributions for targeted risk analysis. Table 1 maps these requirements to data challenges and mitigated risks.

Table 1. Medical profile generation requirements: NIST alignment, challenges addressed, and risks mitigated.

Requirement (NIST Functions)	Data Challenge	AI Risk
Controllability (MAP, MEASURE)	High-dimensional feature space with sparse task-relevant signal	Spurious associations and overfitting; inflated performance estimates
Coherence (MAP, MEASURE)	Coding inconsistencies and implausible feature combinations	Medically contradictory profiles masking safety vulnerabilities
Variability (MAP, MEASURE)	Skewed distributions and underrepresentation	Subgroup disparities and incomplete risk detection
Efficiency (GOVERN, MEASURE)	Excessive record density limiting evaluation scale	Evaluation bottlenecks and reduced oversight capacity
Transparency (GOVERN, MEASURE)	Obscured feature provenance and latent interactions	Limited auditability and hidden bias propagation

## 2.2 Linguistic and Behavioral Profiles: Layered Risk Detection

Medical profiles establish clinical context but cannot capture communication-dependent and interaction-dependent risks, requiring two additional profile dimensions [34].

**Communication-dependent risks** emerge from heterogeneity in patient expression. Agents must maintain safety and comprehensibility across health literacy levels, condition-specific patterns, and vernacular variations. Without systematic linguistic variation, evaluation cannot assess whether agents interpret diverse expressions and respond appropriately [14]. Linguistic profiles enable controlled assessment grounded in health literacy and psycholinguistic research [51].

**Interaction-dependent risks** emerge when patients manipulate information, test boundaries, or withhold details [69]. Agents must maintain safety across adversarial behaviors including goal hijacking, information withholding, and boundary testing. Without behavioral variation, evaluation cannot assess safety mechanism robustness under adversarial conditions. Behavioral profiles enable systematic resilience assessment grounded in clinical and human-computer interaction research.

## 2.3 Framework Integration

Medical, linguistic, and behavioral profiles comprehensively implement MAP by systematically documenting clinical scope, communication risks, and adversarial vulnerabilities to enable MEASURE across diverse contexts and inform MANAGE strategies.

### 3 RELATED WORK

User simulation provides methodology for evaluating conversational agents across domains while patient simulation adapts these methods for clinical dialogue, diagnostic reasoning, and virtual patient construction.

#### 3.1 USER SIMULATION

User simulation enables controlled, scalable evaluation of interactive systems without requiring human trials. Surveys on information access and dialogue modeling provide a foundation for current developments [5, 17], while recommendation research demonstrates how simulation reveals long-term behavioral shifts and reinforcement cycles [63, 70]. Dialogue research has advanced with LLM-based simulators that generate context-aware behavior through dual-model architectures combining generators and verifiers [38, 48]. Information retrieval studies model search behavior through session-level simulation [28, 68]. Healthcare applications use synthetic users with clinical profiles to evaluate decision support and coaching systems [66]. These contributions establish user simulation as a critical method for evaluating reliability, safety, and performance in modern AI systems.

#### 3.2 PATIENT SIMULATION

Patient simulation involves construction of virtual patients that engage in interactive clinical dialogues with human or automated clinicians [12]. These systems model patient behavior across multi-turn interactions to support diagnostic reasoning, history taking, and communication training in a safe, privacy-preserving environment [27]. Simulation frameworks vary widely in patient state representation, ranging from hand-crafted profiles to EHR-grounded models, and in controlling disclosure, tone, and clinical accuracy [29, 35]. Prior work often treats patient simulation as a single unified problem, but it involves two distinct technical challenges: (1) constructing clinically valid patient representations and (2) simulating interactive dialogue that expresses those representations over time [35]. Recent systems have integrated LLMs to enhance expressiveness and flexibility [21], constructed structured knowledge bases from clinical notes to support medical intake tasks [37], and embedded risk-aware feedback mechanisms [12]. These systems pursue realistic clinical dialogue with varying emphasis on each challenge. We review approaches to medical profile construction and conversational expression separately, then identify knowledge gaps in integrating these components.

##### 3.2.1 *Data-Driven Medical Realism*

This work focuses on creating structured patient medical histories that provide the clinical foundation for simulation. Early systems employed deterministic state machines encoding disease progression logic. Synthea [57] simulates patient timelines through state transitions across medical events, generating complete medical histories in standardized formats, while SynSys [13] uses hierarchical hidden Markov models to capture event timing and sequence realism. These systems are scalable and transparent but generate population-level epidemiological models rather than learning from real patient distributions.

Recent approaches use real-world EHR data to improve realism. Generative Adversarial Networks (GANs) have emerged as a dominant approach [62], with variants addressing EHR-specific challenges including missing features, variable sequence lengths, and mixed data types [64]. SimSUM [45] combines Bayesian networks with prompted GPT models to generate synthetic notes. Benchmarking studies on MIMIC-III/IV reveal that GAN methods achieve higher fidelity and utility with rule-based methods excel in privacy protection [11]. Recent systems integrate EHR grounding with conversational capabilities: Luo et al. [37] build patient simulators from structured ophthalmology EHRs enabling retrieval-augmented dialogue, while Yu et al. [65] employ multi-agent knowledge graph pipelines grounded in MIMIC-III

and CORAL datasets. However, although these methods ensure clinical grounding, they treat the encounter as a transactional data exchange rather than a dynamic, rapport-dependent interaction.

### 3.2.2 Behavioral and Linguistic Modeling

Beyond medical profile generation, systems must express profiles through natural dialogue with appropriate communication style, personality patterns, and conversational dynamics [8, 27]. Cognitive and persona-based approaches model psychological states to generate behaviorally coherent conversation. PATIENT  $\Psi$  [58] uses expert-designed cognitive schemas and conversational styles with GPT-4 to reproduce emotional fluctuations and resistant behaviors characteristic of mental health patients in therapy sessions, while SFMSS [6] embeds Big Five traits to shape personality-driven dialogue tone. These systems achieve improved linguistic and emotional realism in therapeutic contexts but remain condition-specific (e.g., mental health) and lack medical grounding for clinical evaluation. In contrast, prompt-based approaches offer scalability. Cook et al. [12] generate patient profiles for chronic conditions using structured GPT prompts validated through clinician feedback. Holderried et al. [21] develop GPT-4 chatbots with automated feedback for history-taking practice. However, though cost-effective and rapidly deployable, these approaches lack persistent patient state tracking across multi-turn interactions and offer limited systematic control over linguistic and behavioral variation.

### 3.2.3 Procedural and Workflow Control

Other approaches prioritize procedural fidelity over representational or linguistic realism, modeling clinical workflows through discrete agent roles and actions. Bao et al. [6] coordinate patient, nurse, and supervisor agents to simulate outpatient triage with supervisory feedback for procedural validation. iPDG [60] relies on rule-based, constraint-driven construction in which clinical plausibility is preserved through manually defined domain rules. These systems achieve procedural coherence but sacrifice conversational flexibility and behavioral depth.

### 3.2.4 Limitations and Gaps

Existing patient simulation systems exhibit two critical gaps that constrain trustworthy AI evaluation. First, no framework comprehensively integrates medical realism, behavioral variation, and linguistic diversity within a unified architecture. Recent systems pair two dimensions - medical grounding with behavioral modeling or behavioral depth with linguistic variation - but this fragmentation creates evaluation blind spots. Systems cannot systematically test whether agents maintain diagnostic accuracy when confronting patients with complex comorbidities, *Limited Health Literacy*, and adversarial behavior simultaneously, yet multi-turn failures such as context loss and inconsistent safety emerge precisely at these interaction boundaries. Second, existing approaches prioritize medical outcomes over systematic risk management aligned with frameworks like the NIST AI RMF. They lack explicit risk mapping connecting simulation parameters to AI risk categories, transparent auditability enabling traceable lineage to source data, and controllable risk probing through systematic variation. This prevents detection of consequential failures: agents may exhibit linguistic bias by recommending different treatments when patients express identical medical facts at different health literacy levels, or safety mechanisms may fail under adversarial conditions without systematic behavioral variation to expose these vulnerabilities. We address these gaps through a framework integrating medical (All of Us EHR via risk-ratio selection), linguistic (health literacy gradients and condition-specific communication patterns), and behavioral (empirically derived interaction patterns) profiles that operationalize MAP and MEASURE functions, enabling comprehensive risk assessment across medical accuracy, communication appropriateness, and behavioral robustness.

## 4 METHODS

### 4.1 Overview

The proposed framework integrates a patient simulator with an AI Decision Aid to enable systematic evaluation of conversational clinical decision-making. The patient simulator produces controlled, profile-driven responses by combining medical, linguistic, and behavioral characteristics, while the AI Decision Aid conducts a structured conversational intake to elicit clinical history and generate antidepressant recommendations. A high-level schematic of this interaction is shown in Figure 1. The remainder of this section details the patient simulator design, the AI Decision Aid architecture and conversational workflow, and the evaluation methodology, including the role of an LLM-based judge.

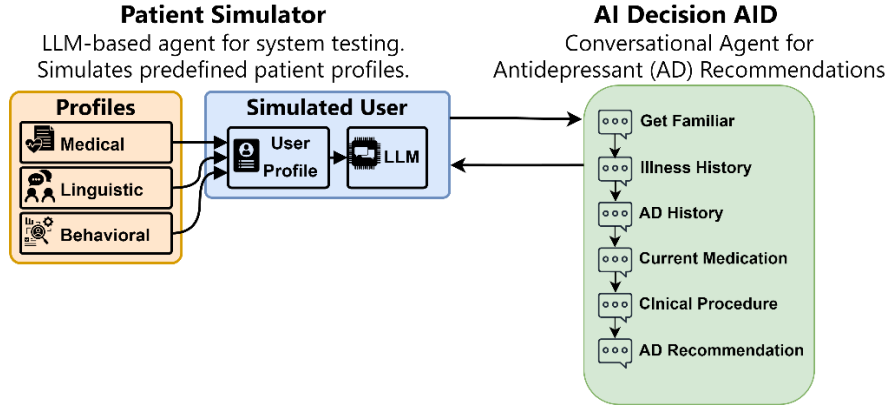


Figure 1: A schematic diagram of the conversation between patient simulator and the AI Decision Aid system.

### 4.2 Data

Both the patient simulator medical profiles and the AI Decision Aid prediction models are derived from the All of Us Research Program Registered Tier v8 dataset. All of Us is a national longitudinal cohort study collecting diverse health data from participants across the U.S. [3]. All of Us provide structured EHR data including conditions, medications, procedures, and demographics.

**Cohort Selection:** We extracted data from All of Us participants with major depressive disorder (SNOMED CT Code 370143000 and its descendants). The resulting cohort includes 58,446 participants, contributing 466,752 antidepressant trials, with 18,471 diagnoses, 2,642 medications, 5,001 procedures, and care outcomes including responses to 14 antidepressants and one additional antidepressant category recorded as of the dataset cut-off date of October 1, 2023. Antidepressant response outcomes were defined as taking the antidepressant for at least 10 weeks and the patient did not switch or augment with another antidepressant [1].

**Data Application:** For patient simulator medical profiles, the dataset provides feature distributions, risk-ratio calculations for outcome-relevant predictor selection, and demographic distributions for age and gender initialization. The patient simulator was evaluated based on response to the four commonly prescribed antidepressants: fluoxetine, sertraline, trazodone, and duloxetine [75]. For the AI Decision Aid, the same data trains prediction models that evaluate patient profiles and compute antidepressant response associations to generate treatment recommendations focusing on the fourteen antidepressants. All data use complies with All of Us data use and dissemination policies. .

### 4.3 Patient Simulator Design

The patient simulator integrates three profiles: medical profiles that model clinical history and risk factors using probabilistic generation aligned with EHR data and NIST principles, linguistic profiles that capture variation in health literacy and condition-specific expression, and behavioral profiles that represent patient engagement and interaction patterns. Profiles are operationalized through structured LLM prompting with hierarchical indexing for traceability. Figure 2 shows an abbreviated version of the prompt structure (complete prompt structure in Appendix 10.1.1).

```
Patient Simulator Prompt Structure (Abbreviated)

You are simulating a patient based on three profiles:

1. Medical Profile (hierarchical indices for traceability):
  1.1: Age: 34
  2.1: Generalized Anxiety Disorder
  3.2: Individual Psychotherapy
  [... additional diagnoses, medications, procedures ...]

2. Linguistic Profile:
  Style: Concrete, informal
  Tone: Hesitant, conversational
  [... vocabulary, structure specifications ...]

3. Behavioral Profile:
  Adherence: High | Engagement: High | Focus: On-topic | Adversarial: Minimal

Response Generation:
  Step 1: Identify relevant facts by index [e.g., 3.2]
  Step 2: Apply linguistic style transfer
  Step 3: Construct natural response with traceable references

Example Output:
  "relevant_medical_history": ["[3.2] Individual Psychotherapy"]
  "style_transferred": ["[3.2] talked to someone"]
  "response": "<\s>talked to someone</\s> [3.2] for my anxiety"
```

Figure 2. Prompt Structure of Patient Simulator, abbreviated here for clarity. A more complete example prompt is presented in Appendix 10.1.

#### 4.3.1 Medical Profiles

The medical profile generation process consists of two sequential phases. Phase 1 generates patient profiles that are outcome-relevant, coherent, and diverse across clinical characteristics. Phase 2 applies probabilistic selection using a binomial distribution derived from All of Us antidepressant response data, ensuring the final cohort reflects realistic population-level variability.

**Phase 1: Medical Profile Generation.** Profile generation employs three core design principles to ensure clinical realism and statistical stability [19, 20]: (1) prioritize outcome-relevant features, (2) enforce statistical independence among selected features, and (3) inject controlled diversity from residual features. These principles are implemented through a four-stage process: (1) relevance filtering, (2) demographic initialization, (3) independence screening, and (4) diversity expansion.

*Stage 1: Top-K Filtering for Outcome Relevance.* The algorithm restricts feature candidates to the top K predictors of the antidepressant response outcome,  $e_0$  ( $K = 500$ ). This relevance filter improves sample efficiency and focuses selection on features with demonstrated individual association to the target outcome aligning with the *max-relevance* component of minimum-redundancy-maximum-relevance (mRMR) feature selection [20].



*Stage 2: Demographic Seeding.* Each patient profile  $S$  is initialized with age and gender sampled from All of Us demographic distributions, grounding profiles in realistic population characteristics.

*Stage 3: Independence-Screened Selection.* Features are added iteratively, with each candidate  $v$  screened for statistical independence from already-selected features. The risk ratio  $RR(s, v)$  quantifies the association strength between features  $s$  and  $v$  with respect to antidepressant response:

$$RR(s, v) = \frac{P(\text{response}|s \cap v)}{P(\text{response}|s)}$$

where values near 1 indicate independence, values  $> 1.5$  indicate positive association, and values  $< 0.67$  indicate negative association. Each candidate must satisfy the acceptance condition:

$$\frac{1}{1.5} < RR(s, v) \leq \text{high}, \forall s \in S$$

This symmetric band around unity excludes near-deterministic couplings ( $RR > \text{high}$ ) that introduce redundancy and strong anticorrelations ( $RR < 1/1.5$ ) that create unstable compensations, ensuring statistically independent and clinically coherent feature combinations [20]. The upper threshold ( $\text{high}$ ) was set to 7 for patient generation.

*Stage 4: Diversity Expansion.* After establishing a coherent set of features related to the target outcome, residual candidate features  $u$  from features outside the top  $K$  are added if they show meaningful association with at least one selected feature:

$$RR(s, u) > 1.5, \exists s \in S$$

This captures latent contextual variables that enrich patient heterogeneity without compromising coherence, ensuring profiles reflect realistic complexity while remaining clinically plausible. This mechanism introduces bounded heterogeneity through correlated residual features, enriching diversity while maintaining clinical plausibility [19, 20]. An abbreviated version of the algorithm can be seen in Figure 3. Complete pseudocode, helper routines, and algorithmic details are provided in Appendix 10.1.2.

**Algorithm: Medical Profile Generation**

```

Input: Target outcome  $e_0$ , number of patients  $N$ , top-K=500

For each patient  $i = 1$  to  $N$ :

    Stage 1: Top-K Filtering for Outcome Relevance
     $V \leftarrow$  Top-K predictors of antidepressant response  $e_0$ 

    Stage 2: Demographic Seeding Initialize
     $S \leftarrow \{\text{age, gender}\}$  sampled from population distributions

    Stage 3: Independence-Screened Selection
    For each candidate  $v$  in  $V$ :
        If  $\forall s \in S: 1/1.5 < RR(s,v) \leq \text{high}$ :
            Add  $v$  to  $S$ 

    Stage 4: Diversity Expansion
     $R \leftarrow$  residual features (outside top-K)
    For candidate  $u$  in  $R$ :
        If  $\exists s \in S: RR(s,u) > 1.5$ :
            Add  $u$  to  $S$ 

    Compute  $p \leftarrow$  predicted response probability for profile  $S$ 

Output:  $N$  patient profiles with associated response probabilities

```

Figure 3. Abbreviated medical profile generation algorithm. Complete algorithm details in Appendix 10.1.2.

**Phase 2: Probabilistic Patient Selection.** Phase 2 selects patients whose response probabilities collectively reproduce the population-level distribution observed in the All of Us dataset. Each patient from Phase 1 has a predicted antidepressant response probability between 0 and 1. To ensure the final cohort matches realistic population variability, the probability range is divided into seven sigma-bands of a binomial distribution  $B(n, p)$ , where  $n$  is the target cohort size and  $p$  is the population mean response rate. Each generated patient is assigned to a band based on their predicted probability, and sampling is weighted to match expected binomial frequencies. For example, with  $n=100$  and  $p=0.4$  ( $\mu=40$ ,  $\sigma \approx 4.9$ ), approximately 64% of patients fall within  $(\mu - \sigma, \mu + \sigma]$ , 15% in each adjacent band  $(\mu \pm 1\sigma \text{ to } \mu \pm 2\sigma]$ , and <3% in the tails beyond  $\mu \pm 2\sigma$ . This stratified sampling preserves both central tendency and natural variability while avoiding over- or under-representation of extreme responders. Detailed sigma-band allocations appear in Appendix 10.1.2.

**AI RMF Alignment:** This two-phase approach operationalizes the AI RMF requirements from Table 1. Outcome-focused generation enables controllability by systematically diversifying profiles across response outcomes, risk-ratio gating ensures coherence through statistically independent feature combinations, binomial sampling provides variability, and explicit feature selection rules maintain transparency for targeted risk analysis and auditing.

#### 4.3.2 Linguistic Profiles

Linguistic variation is essential for risk assessment, as conversational agents must maintain safety and comprehensibility across diverse patient expression styles [10, 61]. The simulator implements distinct linguistic profiles to test agent robustness across different communication patterns. Such variation exposes blind spots, reveals failure modes, and informs system updates [31, 44].

The simulator implements a dual-axis linguistic framework with profiles along two independent dimensions: (1) a health literacy gradient capturing variation in comprehension, terminology, and discourse structure [9, 40, 41, 51] and (2) condition-specific communication reflecting linguistic patterns characteristic of depression and anxiety disorders derived from Linguistic Inquiry and Word Count (LIWC)-based clinical analyses [73]. Health literacy generalizes across clinical tasks as comprehension barriers affect patient-agent interaction regardless of medical condition. Condition-specific profiles capture diagnostic patterns (here depression and anxiety) adaptable to other conditions. These complementary axes distinguish general communicative capacity from condition-linked expression. Table 2 specifies five linguistic profiles used in this study.

Table 2: Linguistic user profiles across multiple dimensions.

Profile	Key Linguistic Attributes	Example Response
<b>Health Literacy</b>		
Limited	<i>Style:</i> Concrete, informal, sometimes vague. <i>Tone:</i> Hesitant, uncertain, conversational. <i>Vocab:</i> Everyday terms, slang, vague quantities. <i>Structure:</i> Short, fragmented sentences; frequent fillers. <i>Patterns:</i> Minimal elaboration unless prompted.	<i>“Uh, just my morning pill... you know, the one for my nerves.”</i>
Functional	<i>Style:</i> Clear, basic descriptions of symptoms or routines. <i>Tone:</i> Cooperative, open. <i>Vocab:</i> Mix of common and medical terms. <i>Structure:</i> Simple narratives; occasional causal reasoning. <i>Patterns:</i> Provides coherent answers; asks clarifying questions.	<i>“I take Prozac every morning. It helps my mood, but I still have trouble sleeping.”</i>
Proficient	<i>Style:</i> Precise, clinical, well-organized. <i>Tone:</i> Confident, analytical. <i>Vocab:</i> Technical terms; qualifiers such as “likely” or “seems improved.” <i>Structure:</i> Multi-clause, logically sequenced sentences. <i>Patterns:</i> References timelines; anticipates follow-up questions.	<i>“I’m on fluoxetine, 20 milligrams daily. It’s effective, though I’ve noticed mild insomnia.”</i>
<b>Condition-specific</b>		
Depression	<i>Style:</i> Brief, muted, sometimes resigned. <i>Tone:</i> Flat, pessimistic, self-critical. <i>Vocab:</i> Negative emotion words; self-focused phrasing. <i>Structure:</i> Short, often past-tense statements. <i>Patterns:</i> Withdrawn responses; dismisses reassurance.	<i>“Barely sleeping. My head won’t shut off.”</i>
Illness Anxiety Disorder	<i>Style:</i> Symptom-focused and repetitive. <i>Tone:</i> Anxious, urgent. <i>Vocab:</i> Symptom terms; “what if” speculation; absolutist wording. <i>Structure:</i> Mix of run-on sentences and abrupt alarms. <i>Patterns:</i> Reassurance-seeking cycles; future-oriented worry.	<i>“I felt a flutter... what if it’s heart failure even though the test was normal?”</i>

**AI RMF Alignment:** This framework operationalizes Table 1 requirements through systematic, literature-grounded variation [9, 40, 41, 51, 73] , enabling controllable assessment of communication-dependent risks through transparent profiles.

### 4.3.3 Behavioral Profiles

Conversational agents trained on ideal dialogues struggle when patients often go off-topic, respond vaguely, or withhold information [15, 16]. Systematic behavioral variation is essential for stress-testing agent robustness under diverse interaction patterns and assessing recovery from conversational breakdowns [33, 47]. Behavioral profiles model patient engagement, topical focus, and cooperative versus adversarial interaction patterns. We organized the 13 commonly observed patient behaviors documented by Simpson et al. [50] into five higher-level behavioral categories: structured and cooperative, inquisitive and open-ended, *Reserved & Minimalist*, *Distracted & Unfocused*, and *Adversarial & Combative* (complete mapping in Appendix 10.1.3). Based on these categories, this study operationalizes three profiles: *Distracted & Unfocused* and *Adversarial & Combative* to capture challenging dynamics, with *Structured & Cooperative* as a baseline. Each profile varies along four dimensions: conversational adherence, engagement, topical focus, and adversarial behavior, as detailed in **Table 3**. **Table 3** Behavioral user profiles with corresponding conversational adherence, engagement, topical focus, adversarial behavior.

Profile	Key Linguistic Attributes	Example Response
Structured & Cooperative	<i>Adherence</i> : High <i>Engagement</i> : High <i>Topical Focus</i> : High <i>Adversarial / Toxic Behavior</i> : Minimal	“Yes, I take 20 mg of fluoxetine every morning around 8 AM. I haven’t missed a dose in the last three weeks.”
Distracted & Unfocused	<i>Adherence</i> : Low <i>Engagement</i> : Sporadic <i>Topical Focus</i> : Off-topic <i>Adversarial / Toxic Behavior</i> : Inadvertent derailment of conversation	“I was... wait, which one? Oh right, yeah I think? But yesterday I forgot — also my dog wouldn’t eat.”
Adversarial & Combative	<i>Adherence</i> : Variable <i>Engagement</i> : Variable <i>Topical Focus</i> : Variable <i>Adversarial / Toxic Behavior</i> : Overtly confrontational or hostile	“What kind of dumb question is that? Maybe if your system worked better, I wouldn’t have to answer this again.”

**AI RMF Alignment:** Operationalizes Table 1 requirements through empirically grounded behavioral variation [50] enabling controlled assessment of interaction-dependent risks including adversarial scenarios with transparent lineage.

Together, these three profile dimensions provide comprehensive MAP and MEASURE coverage for conversational healthcare AI risk assessment.

## 4.4 CoT Prompting Strategy

We employ a Chain-of-thought (CoT) prompting [59] as a strategy to generate psychologically realistic patient responses through a structured, multi-step process. For each question posed by the AI Decision Aid, the prompt directs the model to identify relevant indexed medical facts, apply controlled term-level linguistic transformations, and construct a natural language response that embeds these facts with explicit references. Behavioral constraints are enforced as strict rules governing interaction behavior and progression, with linguistic constraints shaping the form of expression while preserving behavioral intent. All outputs are produced in a fixed JSON schema, enabling clear traceability, consistent annotation, and systematic evaluation of simulated medical intake interactions.

## 4.5 AI Decision Aid

The AI Decision Aid is a multi-agent conversational platform for antidepressant selection, serving as the system under evaluation in this black-box assessment approach. The system conducts structured intake through six sequential stages: establishing rapport, collecting illness history, gathering antidepressant history, documenting current medications, recording clinical procedures, and generating personalized recommendations. Each stage employs LLM-guided dialogue to elicit clinical information, uses a Retrieval-Augmented Generation (RAG) based system for normalizing identified medical concepts that are incorporated into an analytical advice system for estimating antidepressant response. The analytical advice system used in this work is the Medical Artificial General Intelligence Algorithm (MAGI) [2], which is an inference framework that estimates dependent Bayesian relationships among medical concepts to support clinical reasoning when only partial patient data are available. System specifications and code are publicly available<sup>2</sup>.

## 4.6 Evaluation Framework

The evaluation framework examines patient simulator performance across medical, linguistic, and behavioral dimensions using three complementary approaches. Medical profiles are assessed through human and LLM-based annotation applying a three-label schema (accurate, inaccurate, unsupported) to verify factual correctness. Linguistic profiles are evaluated through human annotation, quantitative metrics, and visual clustering to assess profile distinctiveness. Behavioral profiles are evaluated through human annotation, quantitative metrics, and visual clustering. This multi-method approach validates both simulator compliance with specified profile characteristics and clinical realism of generated responses while maintaining interpretability and scalability.

## 4.7 Human Annotation

The expressed medical concepts, linguistic and behavioral profiles are independently annotated by two human annotators with complementary domain expertise: one annotator holds a graduate degree in Psychology, and the other is a licensed Nurse Practitioner with clinical experience. Each sample was doubly annotated to ensure reliability, and any disagreements were discussed and resolved through collective adjudication by the annotators to arrive at a final consensus label.

### 4.7.1 Medical Profile Evaluation

As previously described, the patient simulator generates responses through a chain-of-thought process: (1) identify medical facts relevant to the current question, (2) rephrase each fact according to the linguistic profile, and (3) construct a natural language response integrating both linguistic and behavioral characteristics. This structured generation enables targeted evaluation of expression accuracy.

For each conversational turn, annotators assess whether medical concepts identified by the simulator as relevant are accurately expressed in the final response. The simulator outputs both the set of concepts it selected (with numerical references, e.g., [2.3]) and its natural language response. Table 4 summarizes the labels used to evaluate each medical concept as *Accurate*, *Inaccurate*, or *Unsupported*. Minor colloquialisms (e.g., "happy pills" for "Prozac") are acceptable if core meaning is preserved. This approach evaluates expression fidelity conditioned on correct concept retrieval. Concept recall, defined as the proportion of patient profile concepts successfully expressed during the conversation, is computed

---

<sup>2</sup> GitHub link to be provided upon acceptance.

programmatically from the simulator’s traced outputs, with approximately 95% of concept codes appearing at least once in the generated conversations.

Table 4. Labels for evaluating the medical profile in patient simulator

Label	Definition
Accurate	Medical fact present in the reference medical history and correctly expressed with realistic phrasing. Minor conversational simplifications (e.g., "happy pills" for "Prozac") permitted if core clinical meaning is preserved.
Inaccurate	Medical fact present in the reference medical history but misrepresented, distorting critical clinical details or using implausible phrasing.
Unsupported	Medical fact not present in the reference medical history; fabricated, speculative, or unrelated to the provided profile.

**Controlled Error Injection for System Validation.** Preliminary investigation revealed that the patient simulator expresses nearly all retrieved medical concepts accurately. Without errors present, annotators could achieve artificially high accuracy and agreement by labeling all concepts as *Accurate*, and LLM judge validation would similarly lack discriminative power. To enable rigorous evaluation, we introduce controlled semantic perturbations into a subset of medical profiles by replacing original clinical concepts with semantically similar but clinically distinct alternatives. For example, "hypertension" might be replaced with "prehypertension" or "diabetes mellitus" with "prediabetes," conditions that are semantically related but clinically distinct enough for trained annotators to detect as inaccurate.

Perturbations are selected through a two-stage filtering process. First, semantic search over a vector database of SNOMED CT and CPT4 concepts identifies the top 20 semantically similar candidates. Second, candidates are randomly ordered and evaluated sequentially: ontology-based filtering removes hierarchical ancestors or descendants (for SNOMED CT and CPT4) and enforces minimum hierarchical distance, with the first candidate satisfying both constraints selected as the perturbation. If no candidate qualifies, the similarity threshold is relaxed or the candidate pool is expanded. The resulting perturbed profiles maintain linguistic realism while introducing subtle clinical inaccuracies suitable for evaluating both human annotation quality and LLM judge performance.

#### 4.7.2 Linguistic Profile Evaluation

Linguistic profiles are evaluated through human annotation and quantitative metrics in which annotators categorize each conversation by assigning it to one of five predefined linguistic profiles as a classification task. Five automated metrics are used to characterize the linguistic profile effectiveness.

**1. Reading Level:** Measuring using Flesch–Kincaid Grade Level (FKGL) [24], which estimates the U.S. school grade level required to comprehend text based on word and sentence length. FKGL is calculated per response turn and averaged across each simulated conversation..

**2. Average Response Length:** Average number of words per turn using NLTK’s English tokenizer [36]..

**3. Medical Term:** Counts clinical terms in patient responses using concept names from the database we use as the medical lexicon, applying greedy n-gram matching up to 6-grams.

**4. Depression Score:** Estimates the degree to which each response reflects depressive symptomology using a XLM-RoBERTa based classifier [71] that outputs a probability score. We average across turns to produce a conversation-level score.

**5. t-SNE:** Visualizes by projecting high-dimensional linguistic features to two dimensions using cosine distance, with points colored by profile. Multiple random seeds are tested, reporting the run with lowest KL divergence.

#### 4.7.3 Behavioral Profile Evaluation

Behavior profiles are evaluated through human annotation in which annotators categorize each conversation by assigning it to one of three predefined behavioral profiles as a classification task and quantitative metrics for adherence, topical focus, and adversarial behavior. Three automatic metrics quantify behavioral patterns.

**1. On-topic similarity:** Measured as average cosine similarity between OpenAI’s text-embedding-3-small embeddings of each AI Decision Aid output and the associated patient simulator response.

**2. Toxicity or impoliteness:** Quantifies hostile or disrespectful language using an existing XLM-RoBERTa based toxicity classifier [74]. Conversation-level toxicity is summarized as the mean of turn-level toxicity probabilities produced by the classifier.

**3. t-SNE:** Analogous to linguistic t-SNE, but projecting behavioral features and color-coding by behavioral profile.

#### 4.7.4 LLM Judge Evaluation

LLM-based judges have demonstrated strong performance in healthcare evaluation tasks [7, 42, 67]. We employ a separate model (Claude Opus 4.6) as an automated judge, applying the same annotation schema across medical, linguistic, and behavioral dimensions. The prompt is prepared on a separate set of 45 conversations. Evaluation follows two stages. First, an alignment validation phase where the LLM’s judgments are compared against human annotations on a selected subset of conversations to assess agreement. Second, large-scale annotation where the validated model evaluates the full dataset, enabling scalable evaluation.

#### 4.7.5 Experimental Paradigm

Experiments used 60 medical profiles evaluated across the four antidepressants (Sertraline 17%, Trazodone 15%, Fluoxetine 13%, and Duloxetine 11%) selected to reflect common clinical practice [75]. Medical profiles were systematically combined with linguistic and behavioral configurations to evaluate variation in expression characteristics.

The design comprises three evaluation settings: (1) linguistic variation – five linguistic profiles with fixed *Structured & Cooperative* behavior (300 conversations), (2) behavioral variation – three behavioral profiles with fixed *Functional Health Literacy* (180 conversations), and (3) intersectional analysis – combined linguistic-behavioral variation across a representative subset (150 conversations). After accounting for shared profiles across settings, the design yields 500 unique simulated conversations. The patient simulator and AI Decision Aid are powered by GPT-4.1, while Claude Opus 4.6 is used as the LLM-based judge for evaluation. For RAG-based data extraction, we use OpenAI’s text-embedding-3-small embedding model, and the conversational AI Decision Aid and Simulator are implemented as separate agents within the LangGraph framework.

## 5 RESULTS

### 5.1 Medical Profile Validation

Medical profile fidelity was assessed through 1,787 medical concepts across 100 conversations, including 292 perturbed concepts, as described in Section 4.3.1. Table 5 shows agreement between human annotators and the LLM judge. For unperturbed concepts, annotators achieved high agreement ( $F1=0.94$ ,  $\kappa=0.73$ ), indicating reliable identification of accurately expressed medical concepts. Agreement decreased for perturbed samples ( $F1=0.76$ ,  $\kappa=0.30$ ), reflecting the challenge of detecting subtle semantic substitutions, which is the intended purpose of controlled perturbations. Agreement between human annotators and the LLM judge was high for unperturbed concepts ( $F1 = 0.94$ ,  $\kappa = 0.78$ ), computed over

the set of concepts identified by human annotators. Agreement decreased for perturbed samples ( $F1 = 0.77$ ,  $\kappa = 0.24$ ), with the LLM judge additionally assigning 76 Unsupported labels not identified by human annotators, corresponding to incidental medication mentions (e.g., Tylenol, ibuprofen) and minor symptom references (e.g., headache, neck pain) that were not explicitly encoded in the structured relevant items. These agreement levels validate that the simulator reliably expresses specified medical profiles and that both human annotators and LLM judges can consistently assess expression accuracy. We also performed a paired bootstrap test [76] with 10,000 resamples. We found that human–human agreement ( $\kappa = 0.73$ ) was slightly higher than agreement between individual human annotators and the LLM ( $\kappa = 0.70$ – $0.71$ ), but these differences were not statistically significant ( $p = 0.21$  and  $p = 0.32$ ). Agreement between the LLM and each annotator also did not differ significantly ( $p = 0.63$ ), indicating no systematic annotator-specific bias. Overall, LLM–human agreement was comparable to human–human agreement within sampling variability.

Table 5. Agreement metrics for unperturbed and perturbed medical concept labels.

Concept Type	n	Human Agreement		Human-LLM Judge Agreement	
		F1 (micro)	Cohen’s $\kappa$	F1 (micro)	Cohen’s $\kappa$
Unperturbed Concepts	1,495	0.94	0.73	0.95	0.78
Perturbed Concepts	292	0.76	0.30	0.77	0.24

**LLM Judge Evaluation of Medical Profile.** The LLM judge annotated a total of 8,210 expressed concepts, of which 96.61% were labeled Accurate, 1.07% Inaccurate, and 2.31% Unsupported, indicating that the vast majority of extracted concepts were assessed as correct, with only a small fraction reflecting factual errors or unsupported assertions. Table 6 shows LLM judge evaluation of medical profiles across the linguistic profile under a fixed *Structured & Cooperative* behavioral condition. Results align closely with intended linguistic profile definitions. Information density increases across the literacy gradient, peaking with the *Proficient Health Literacy* profile. However, error types diverge by profile: the *Proficient Health Literacy* profile is most prone to unsupported claims due to its linguistic complexity, while the *Illness Anxiety Disorder* profile generates the maximum volume of inaccuracies due to its repetitive and urgent tone. Conversely, the *Depressed* profile produces the sparsest data output with minimal error interference.

Table 6: LLM Judge Evaluation of Medical profile across the linguistic profiles under a Structured & Cooperative behavioral condition

Profile Name \ Evaluation Metrics		Accurate	Inaccurate	Unsupported
Health Literacy	Limited	849	11	3
	Functional	935	13	4
	Proficient	968	3	10
Condition-specific	Depression	826	9	7
	Illness Anxiety Disorder	1146	30	16

Table 7 reveals that behavioral variation acts as a primary catalyst for reliability shifts within the *Functional Health Literacy* profile. While the *Structured & Cooperative* baseline ensures stability, the *Distracted & Unfocused* behavior represents a critical reliability gap characterized by frequent unsupported outputs. Conversely, the *Adversarial & Combative* condition maximizes information extraction and minimizes logic errors, likely due to the intense topical focus inherent in combative engagement.



Table 7: LLM Judge Evaluation of Medical Profile across the behavioral profiles under a *Functional Health Literacy* linguistic condition.

Behavioral Profile	Accurate	Inaccurate	Unsupported
Structured & Cooperative	935	13	4
Distracted & Unfocused	884	5	99
Adversarial & Combative	1087	0	8

Figure 4 shows that the intersection of linguistic and behavioral profiles dictates the specific type of system failure. While behavioral distraction primarily triggers unsupported claims in literacy-focused profiles, adversarial interaction tends to drive inaccuracies in more complex or urgent linguistic profiles. Ultimately, the *Structured & Cooperative* condition remains the only environment where accuracy is maintained across the entire linguistic spectrum with minimal error interference.

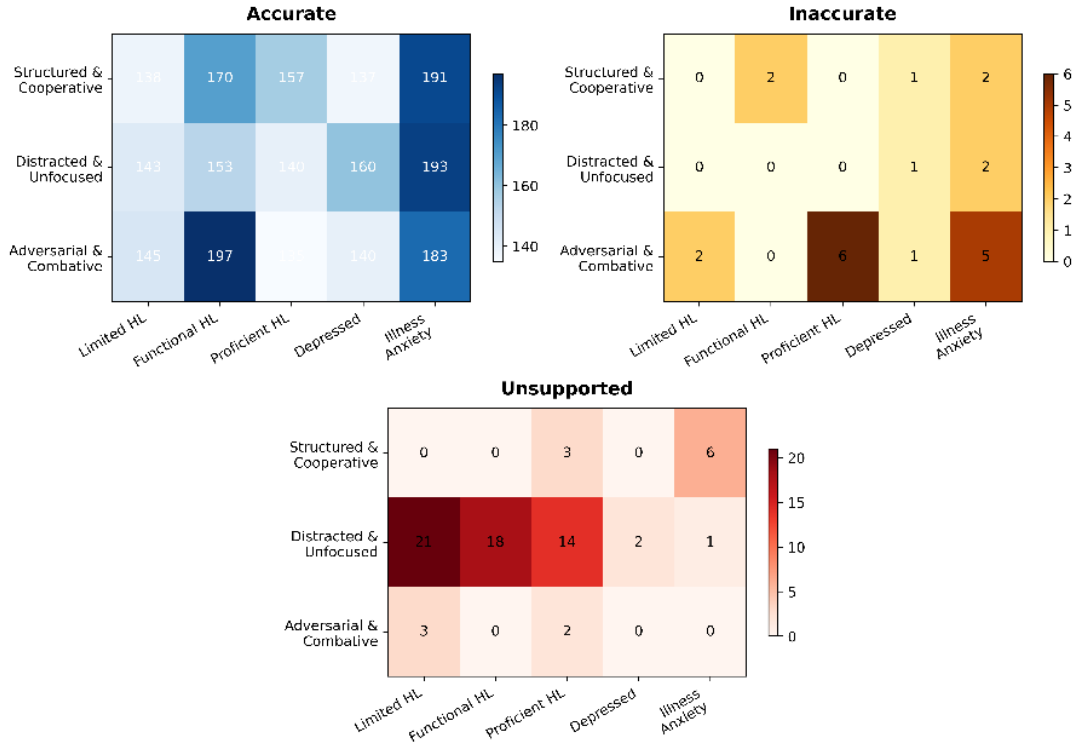


Figure 4: Results from the intersection of Linguistic and Behavioral Profiles

## 5.2 Linguistic Profile Validation

Human annotators showed moderate agreement on linguistic profile classification: Cohen's  $\kappa=0.61$  and 0.7 micro F1. Human annotators and the LLM exhibit similar agreement scores ( $\kappa=0.63$  and micro F1=0.7) in linguistic profile classification. When adjudicated labels were compared to the simulator's predefined linguistic profiles, profile identification achieved 0.87 micro F1, indicating consistent expression of intended linguistics profiles. We then computed the accuracy of the LLM judge across 500 conversations against the predefined linguistic profiles, yielding a micro F1 score of 0.96.

Table 8 shows linguistic variation under a fixed *Structured & Cooperative* behavioral condition, with quantitative differences aligning with the intended profile definitions. Reading level increases monotonically across the literacy gradient from Limited (FKGL=3.59) to Proficient (FKGL=11.90). Responses similarly vary from shorter and less technical at Limited (34.34 words, 4.33 medical terms) to longer and more technical at Proficient (38.90 words, 11.68 medical terms). The *Depression* profile produces the shortest responses (18.20 words) and the highest depression score (0.74), while *Illness Anxiety Disorder* responses are longer (65.05 words) with highest density of medical terms (14.27 medical terms).

Table 8 Evaluation of linguistic profiles under a *Structured & Cooperative* behavioral condition.

Profile Name \ Evaluation Metrics		Reading Level	Response Length	# Medical Terms	Depression Score
Health Literacy	Limited	3.59	34.34	4.33	0.0075
	Functional	7.63	28.70	9.83	0.0044
	Proficient	11.90	38.91	11.68	0.0014
Condition-specific	Depression	4.49	21.48	6.17	0.2039
	Illness Anxiety Disorder	8.11	65.05	14.27	0.25

Figure 6 shows t-SNE clustering where linguistic profiles form distinct neighborhoods. Profiles with similar characteristics show proximity, notably the *Functional* and *Proficient Health Literacy*. The *Depression* profile overlaps partially with lower literacy profiles, while *Illness Anxiety Disorder* forms a more distinct cluster. Overall, the combined numerical metrics and embedding separation demonstrate that the simulator expresses graded and interpretable linguistic variation while maintaining realistic continuity across profiles. The simulator expresses distinct linguistic profiles, validated by human judgments, quantitative metrics, and visual clustering.

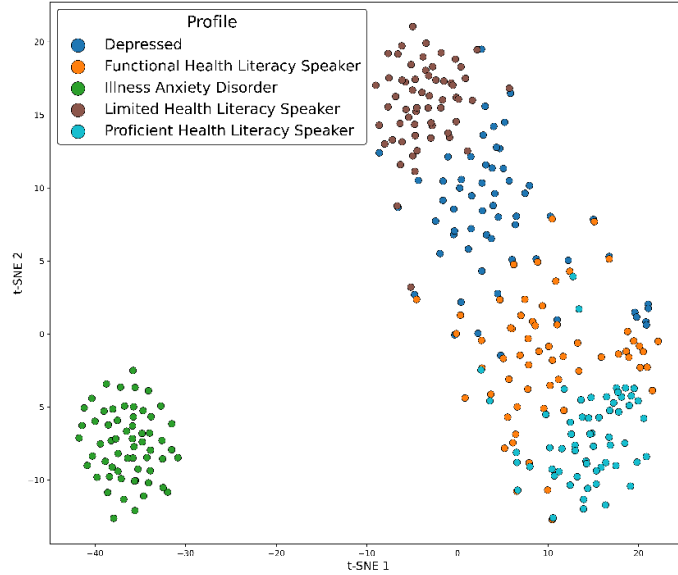


Figure 5: t-SNE visualization of response embeddings for linguistic profiles under a *Structured & Cooperative* behavioral condition.

### 5.3 Behavioral Profile Validation

Human annotators showed high agreement on behavioral profile classification: Cohen’s  $\kappa=0.93$  and 0.96 micro F1. Human annotators and the LLM exhibit similar agreement scores ( $\kappa=0.93$  and micro F1=0.96) in behavioral profile classification. When adjudicated labels from annotators were compared to the simulator’s predefined behavioral profiles, identification achieved 0.98 micro F1, indicating consistent expression of the intended profiles.

Table 9 shows behavioral variation under a fixed *Functional Health Literacy* linguistic profile. *Structured & Cooperative* achieves a comparable on-topic similarity (0.51) and the lowest toxicity score (0.0003). *Distracted & Unfocused* shows reduced on-topic similarity (0.50), consistent with conversational drift, while maintaining low toxicity (0.0035). In contrast, *Adversarial & Combative* exhibits substantially higher toxicity or impoliteness (0.064), while retaining the highest topical relevance (0.52).

Table 9. Evaluation of behavioral profiles under a *Functional Health Literacy* linguistic condition.

Profile	On-topic Similarity	Toxicity or Impoliteness
Structured & Cooperative	0.5133	0.0003
Distracted & Unfocused	0.4975	0.0035
Adversarial & Combative	0.5219	0.0564

Figure 6 shows t-SNE clustering with clear separation among behavioral profiles, indicating that behavioral differences are consistently reflected in system responses despite a fixed linguistic expression profile. The simulator produces distinct behavioral profiles, supported by human judgments, quantitative metrics, and visual clustering.

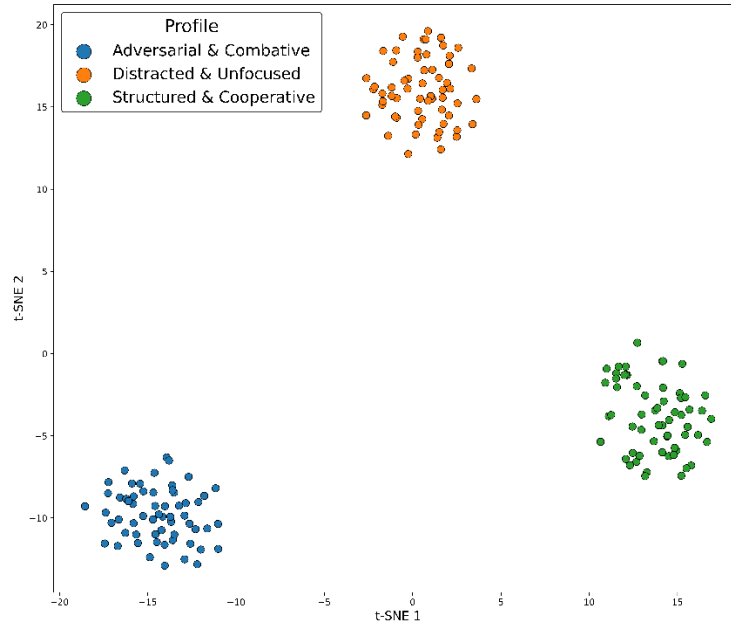


Figure 6: t-SNE visualization of response embeddings showing clear separation among behavioral profiles under a fixed *Functional Health Literacy* condition.

#### 5.4 Profile Interactions

Figure 7 presents intersectional evaluation across linguistic and behavioral profile combinations. Linguistic profiles appear in columns and behavioral profiles in rows for direct comparison across metrics. Key interaction patterns emerge: behavioral profiles modulate response length substantially, with *Distracted & Unfocused* consistently producing the longest responses across all linguistic profiles (61-82 words vs. 21-66 for *Structured & Cooperative*). Toxicity shows the strongest behavioral dominance, with *Adversarial & Combative* profiles exhibiting elevated toxicity (0.03-0.011) regardless of linguistic profile. In contrast, reading level and depression scores remain largely determined by linguistic profiles, with minimal behavioral modulation. On-topic similarity shows modest behavioral effects, with *Structured & Cooperative* profiles achieving slightly higher alignment than *Distracted & Unfocused* across most linguistic conditions. These patterns demonstrate that the simulator maintains profile independence where intended (linguistic features preserved across behaviors) while capturing realistic interactions (behavioral effects on engagement and tone).

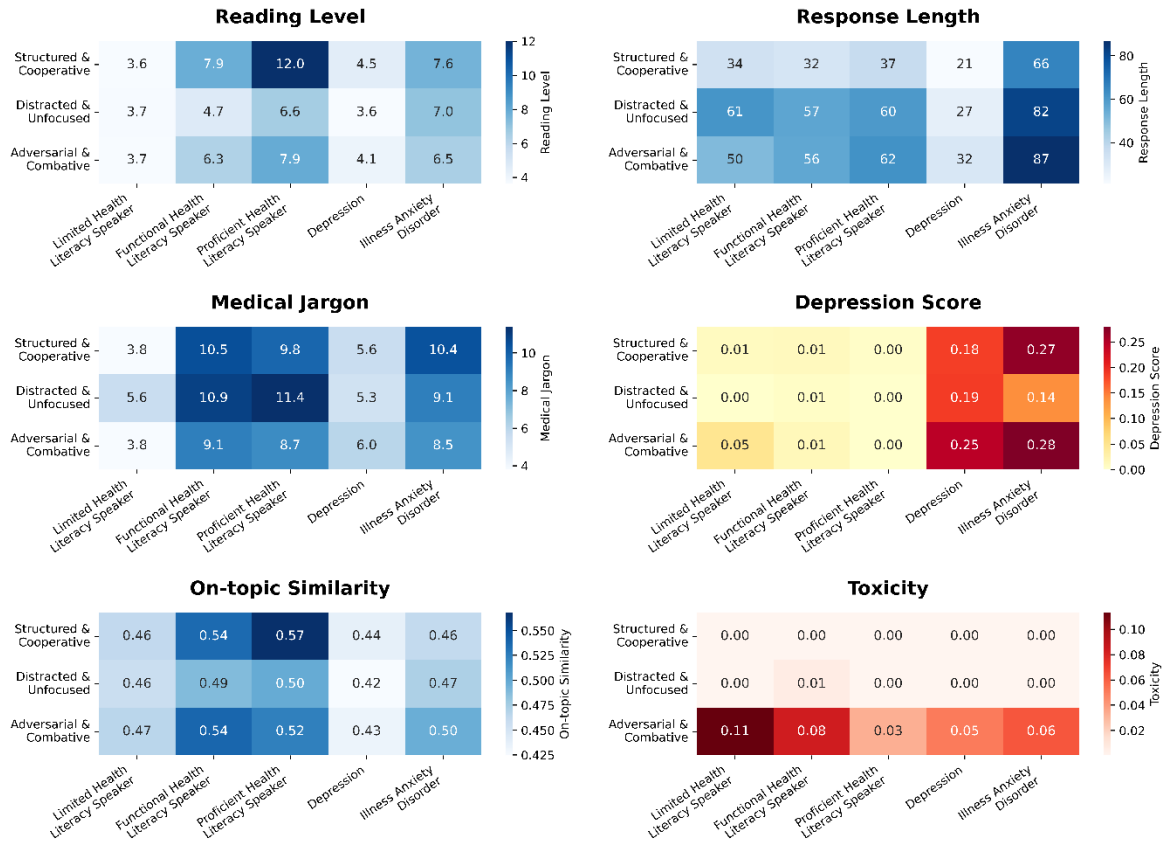


Figure 7 Intersection Table for Linguistic and Behavioral Profiles.

## 5.5 AI Decision Aid Performance: Risk Measurement Across Patient Variation

This section evaluates the AI Decision Aid performance across the 500 simulated conversations spanning diverse medical, linguistic, and behavioral profiles, systematically identifying performance variation and risk patterns.

**Concept Retrieval Coverage.** Table 10 shows intake system recall against simulator-generated reference concepts. Overall recall reached 93%, with diagnoses showing the highest coverage (94%) and medications the lowest (84%). The system introduced 151 medical history concepts not in the predefined medical profiles, primarily medications (84) and procedures (57), reflecting conversational elaboration. These patterns reveal strong baseline coverage with medication retrieval as a relative vulnerability.

Table 10: Intake System Concept Retrieval Performance Using Simulator-Generated Reference Concepts

Metric	Overall	Diagnosis	Medication	Procedure
Simulator-Generated Reference Concepts	2,819	2,077	173	569
Reference Concepts Retrieved by Intake System	2,622	1,958	146	518
Reference Concepts Missed by Intake System	197	119	27	51
Intake System Recall (%)	93.01	94.27	84.39	91.03
Medical History Concepts Outside Simulator Reference Set	151	10	84	57

**Retrieval Accuracy and Health Literacy Effects.** Table 11 reports the concept retrieval performance from the RAG database using simulator-generated reference concepts. The results show that a substantial proportion of concepts are correctly retrieved at the highest rank, indicating that the system frequently aligns generated references with the most relevant database entries. However, a notable share of concepts are retrieved at lower ranks (Top - 15) rather than at rank one, reflecting ranking imprecision rather than complete retrieval failure. This distribution suggests that while the RAG component provides broad semantic coverage, it does not consistently prioritize the correct concept as the top-ranked result.

**Risk Synthesis.** Retrieval accuracy increases with the level of health literacy expressed in the responses. Rank-one retrieval is lowest for the *Limited Health Literacy* profile at **47.9%**, improves for *Functional Health Literacy* at **69.1%**, and reaches its highest level for *Proficient Health Literacy* at **81.6%**. Profiles dominated by affective expression show intermediate performance, with *Depression* at **62.2%** and *Illness Anxiety Disorder* at **63.4%**. This monotonic improvement across health literacy levels reflects the intake system’s reliance on precise terminology, explicit clinical structure, and well-formed descriptions to correctly prioritize concepts during retrieval, while less structured, emotionally driven, or vague expressions reduce ranking accuracy.

Table 11: Intake System Concept Retrieval Performance Using Simulator-Generated Reference Concepts

Metric	Value
Total Conversations Evaluated	500
Simulator-Generated Reference Concepts	2,819
Rank-1 Concept Retrieval Accuracy from RAG (%)	65.87 % (1,857)
Concepts Retrieved Beyond Rank-1 (%)	27.14 % (765)
Correct Concept Appears Within Top-20 RAG Candidates (% of Non-Rank-1)	82.75% (428)
Reference Concepts Not Retrieved from RAG (%)	6.99 % (197)
Mean Retrieval Rank in RAG Database (Non-Top-1)	11.22

Figure 8 shows a critical retrieval risk rooted in linguistic variance: the system’s ability to extract correct clinical concepts is fundamentally compromised by the communication style. Patients with *Limited Health Literacy* or *Depression* often use colloquial, fragmented, or affect-heavy language that fails to map onto the canonical medical concepts required for accurate retrieval. This creates a conceptual misalignment where the system searches for technical descriptors while the user provides noisy or vague input, leading to severe Rank-1 failures. Because even deep retrieval (Rank-20) cannot bridge this gap for marginalized profiles, the system poses a structural bias: it remains reliable for articulate, proficient speakers while leaving vulnerable populations at a higher risk of misinterpretation or clinical omission.

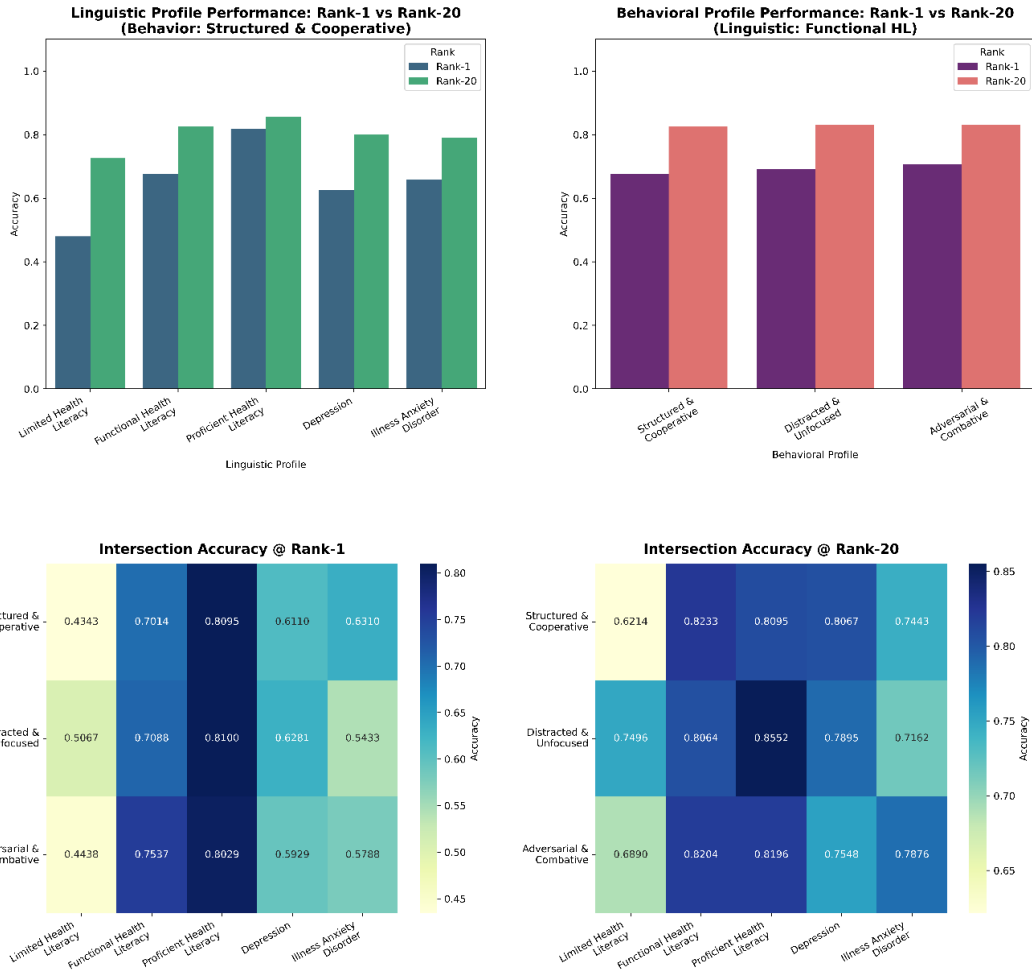


Figure 8: Rank-1 and Rank-20 accuracy for linguistic profiles, behavioral profiles, and their intersections.

**Downstream Risk to Antidepressant Recommendation.** Table 12 reports weighted precision, recall, and F1 scores for antidepressant recommendation before and after AI Decision Aid processing across combinations of linguistic and behavioral profiles. Recommendations are produced by the MAGI algorithm over a fixed set of 15 antidepressants plus a No Recommendation category, making downstream predictions sensitive to information loss introduced during intake. Performance improves with higher health literacy, with *Proficient Health Literacy* achieving the strongest weighted F1 scores, while *Limited Health Literacy* shows consistently lower performance, indicating elevated risk under less explicit expression. Behavioral style further modulates this risk: *Structured & Cooperative* interactions yield more stable outcomes, whereas Distracted and Adversarial exchanges are associated with reduced precision and recall. Overall, the results identify linguistic ambiguity and interactional disruption as key risk factors affecting the robustness of antidepressant recommendation through the intake system.

Table 12: Scores for antidepressant recommendation before and after AI Decision Aid processing across linguistic and behavioral profile combinations.

Behavioral Profile	Linguistic Profile	No. of Conversation	Precision	Recall	F1
Structured & Cooperative	Limited HL	60	0.47	0.61	0.48
	Functional HL	60	0.58	0.70	0.59
	Proficient HL	60	0.72	0.80	0.73
	Depression	60	0.60	0.69	0.61
	Illness Anxiety Disorder	60	0.67	0.78	0.69
Distracted & Unfocused	Limited HL	10	0.33	0.40	0.34
	Functional HL	60	0.63	0.58	0.59
	Proficient HL	10	0.75	0.70	0.71
	Depression	10	0.78	0.80	0.77
	Illness Anxiety Disorder	10	0.43	0.60	0.50
Adversarial & Combative	Limited HL	10	0.63	0.50	0.49
	Functional HL	60	0.74	0.68	0.70
	Proficient HL	10	0.95	0.90	0.90
	Depression	10	0.73	0.70	0.69
	Illness Anxiety Disorder	10	0.68	0.80	0.73

## 6 DISCUSSION

We developed a patient simulator integrating medical, linguistic, and behavioral profiles to operationalize the NIST AI RMF for evaluating conversational healthcare AI. Across 500 simulated conversations, the framework produced coherent, distinguishable, and controllable simulations that exposed measurable performance variability in the target AI Decision Aid. We validated the simulator using independent expert annotation, automated linguistic and behavioral metrics, and an LLM-based judge for scalable deployment.

### 6.1 Medical Profile Generation

The MAGI algorithm generates clinically coherent profiles through risk-ratio gating and independent screening rather than generative modeling. By prioritizing interpretability over distributional fidelity, we ensure profiles possess explicit feature lineage traceable to source EHR data. This transparency offers a practical advantage over black-box generative methods for risk assessment, where auditors must trace specific feature origins. Evaluation confirmed the patient simulator maintained high fidelity to the defined medical profiles. To validate the simulator and the LLM judge, we used a controlled error injection methodology. Semantically similar but clinically distinct perturbations (e.g., replacing hypertension with pre-hypertension) increased sensitivity to subtle distinctions. Lower annotator agreement on perturbed samples (0.75 F1) compared to unperturbed samples (0.94 F1) reflects the intended challenge of approximating real-world concept ambiguity.

### 6.2 Linguistic and Behavioral Profile Effectiveness

The simulator produced measurably distinct profiles across both linguistic and behavioral dimensions. Behavior profiles achieved high annotator agreement ( $\kappa = 0.93$ ), while the linguistic profiles achieved moderate agreement ( $\kappa = 0.61$ ). Behavior profiles produced categorically different conversational dynamics, while the linguistic profiles yielded a more continuous gradient across health literacy levels. *Functional* and *Proficient Health Literacy* profiles overlap because they are genuinely similar along this continuum, not because of poor specification.

Cross-dimensional analysis validated the compositional design combining linguistics and behaviors. Linguistic features (reading level, depression scores) remained stable across behavioral conditions, and behavioral features (toxicity, response length) remained stable across linguistic conditions. We noted two interaction effects: *Distracted & Unfocused* behavior



consistently increased response length, reflecting digressions. *Adversarial & Combative* behavior increased toxicity scores, regardless of the linguistic profile.

### 6.3 Health Literacy as Risk Factor for Clinical AI

The patient simulator revealed a monotonic decrease in AI Decision Aid performance across the health literacy gradient. Rank-one concept retrieval increased across from 47.9% (*Limited*) to 69.% (*Functional*) to 81.6% (*Proficient*). This pattern persisted in the downstream antidepressant recommendation task, exposing a concrete equity risk. The gradient reflects the system’s reliance on precise terminology. When a patient described “my morning pill for my nerves” rather than “20 mg of fluoxetine for generalized anxiety disorder,” the retrieval system must resolve a larger semantic distance. This implies the *MANAGE* function of the AI RMF requires interventions, such as the need for clarification prompting, terminology normalization, or multi-pass retrieval to maintain equitable performance. The condition-specific profiles showed intermediate retrieval performance (*Depression* 62.2%, *Illness Anxiety Disorder* 63.4%), suggesting affective expression also degrades performance, though less severely than low health literacy.

### 6.4 LLM judge Viability

The LLM judge aligned strongly with human annotators for unperturbed concepts ( $\kappa = 0.94$ ) but showed lower agreement for perturbed concepts ( $\kappa = 0.24$ ) mirroring the divergence among human annotators. The judge also identified 76 *Unsupported* labels for incidental medications and symptoms absent from the structured profile, indicating a stricter interpretation of the annotation schema. These results support deploying the LLM judge for large-scale screening, reserving human review for edge cases.

### 6.5 Limitations

Our study has several limitations. First, we have not validated the simulated conversations against real patient interactions. While profiles are grounded in clinical data and literature, ecological validity remains untested and will be evaluated in a planned real-world trial. Second, we evaluated a single clinical task (intake for depression management); health literacy effects may manifest differently in other domains. Third, the AI Decision Aid selected from only four antidepressants, though many additional antidepressants are available in clinical practice. Finally, medical profiles relied exclusively on structured EHR data. This excludes unstructured narratives that often contain nuanced context. Due to independence screening criterion, medical profiles may exclude valid coupled comorbidities (e.g., diabetes and diabetic neuropathy), potentially underrepresenting patients with strongly correlated conditions.

### 6.6 Future Directions

This work explored the *MAP* and *MEASURE* functions of the AI RMF. Future studies will integrate the *MANAGE* function to mitigate the identified AI risks in the AI Decision Aid.

## 7 CONCLUSION

This work presents a patient simulator integrating medical, linguistic, and behavioral profiles to support systematic evaluation of conversational healthcare AI within the NIST AI RMF framework. The system produced 500 coherent, controllable, and distinguishable simulations validated by human annotation and an LLM-based judge. The study revealed findings with direct implications for the target AI Decision Aid, particularly the monotonic degradation in concept retrieval

and medication accuracy across health literacy levels. The patient simulator code, source data, and conversation logs are publicly available to facilitate reuse across clinical evaluation settings<sup>3</sup>.

## 8 ACKNOWLEDGMENTS

Research reported in this article was funded through a Patient-Centered Outcomes Research Institute (PCORI) Award (ME-2024C1-36732). The views in this article are solely the responsibility of the authors and do not necessarily represent the views of the PCORI, its Board of Governors or Methodology Committee.

The study used data from the All of Us Research Program’s Registered Tier Dataset v8, available to all authorized users on the Researcher Workbench. We gratefully acknowledge All of Us participants for their contributions, without whom this research would not have been possible. We also thank the National Institutes of Health’s All of Us Research Program for making available the participant data examined in this study.

IRB review: This project was examined by George Mason University’s Institutional Review Board (study 2154028-1 for work on All-of-Us database and study 00000437 for evaluation of text of the advice through annotation) was considered “not research” in the context of the definition of research on human subjects by the United States Department of Health and Human Services.

## 9 HISTORY DATES

## REFERENCES

- [1] Farrokh Alemi, Mai Aljuaid, Naren Durbha, Melanie Yousefi, Hua Min, Louisa G. Sylvia, and Andrew A. Nierenberg. 2021. A surrogate measure for patient reported symptom remission in administrative data. *BMC Psychiatry* 21, (March 2021), 121. <https://doi.org/10.1186/s12888-021-03133-1>
- [2] Farrokh Alemi, Yili Lin, Hadeel R. A. Elyazori, Vladimir Franzuela Cardenas, Niloofar Ramezani, and Kevin Lybarger. 2025. Medical Artificial General Intelligence Algorithm: Estimation of Dependent Bayes through Causal Networks. <https://doi.org/10.2139/ssrn.5749483>
- [3] All of Us Research Program Investigators, Joshua C. Denny, Joni L. Rutter, David B. Goldstein, Anthony Philippakis, Jordan W. Smoller, Gwynne Jenkins, and Eric Dishman. 2019. The “All of Us” Research Program. *N. Engl. J. Med.* 381, 7 (August 2019), 668–676. <https://doi.org/10.1056/NEJMSr1809937>
- [4] Krisztian Balog and ChengXiang Zhai. 2023. User Simulation for Evaluating Information Access Systems. In *Proceedings of the Annual International ACM SIGIR Conference on Research and Development in Information Retrieval in the Asia Pacific Region (SIGIR-AP ’23)*, November 26, 2023. Association for Computing Machinery, New York, NY, USA, 302–305. <https://doi.org/10.1145/3624918.3629549>
- [5] Krisztian Balog and ChengXiang Zhai. 2023. User Simulation for Evaluating Information Access Systems. In *Proceedings of the Annual International ACM SIGIR Conference on Research and Development in Information Retrieval in the Asia Pacific Region (SIGIR-AP ’23)*, November 26, 2023. Association for Computing Machinery, New York, NY, USA, 302–305. <https://doi.org/10.1145/3624918.3629549>
- [6] Zhijie Bao, Qingyun Liu, Xuanjing Huang, and Zhongyu Wei. 2025. SFMSS: Service Flow aware Medical Scenario Simulation for Conversational Data Generation. In *Findings of the Association for Computational Linguistics: NAACL 2025*, April 2025. Association for Computational Linguistics, Albuquerque, New Mexico, 4586–4604. <https://doi.org/10.18653/v1/2025.findings-naacl.259>
- [7] Savita Bhat and Vasudeva Varma. 2023. Large Language Models As Annotators: A Preliminary Evaluation For Annotating Low-Resource Language Content. In *Proceedings of the 4th Workshop on Evaluation and Comparison of NLP Systems*, November 2023. Association for Computational Linguistics, Bali, Indonesia, 100–107. <https://doi.org/10.18653/v1/2023.eval4nlp-1.8>

---

<sup>3</sup> Link to be provided upon acceptance.

- [8] Anna Bodonhelyi, Christian Stegemann-Philipps, Alessandra Sonanini, Lea Herschbach, Marton Szep, Anne Herrmann-Werner, Teresa Festl-Wietek, Enkelejda Kasneci, and Friederike Holderried. 2025. Modeling Challenging Patient Interactions: LLMs for Medical Communication Training. *ArXiv E-Prints* (March 2025), arXiv:2503.22250. <https://doi.org/10.48550/arXiv.2503.22250>
- [9] CDC. 2024. National Action Plan to Improve Health Literacy. *Health Literacy*. Retrieved November 4, 2025 from <https://www.cdc.gov/health-literacy/php/develop-plan/national-action-plan.html>
- [10] Kevin E. Cevasco, Rachel E. Morrison Brown, Rediet Woldeeslassie, and Seth Kaplan. 2024. Patient Engagement with Conversational Agents in Health Applications 2016–2022: A Systematic Review and Meta-Analysis. *J. Med. Syst.* 48, 1 (2024), 40. <https://doi.org/10.1007/s10916-024-02059-x>
- [11] Xingran Chen, Zhenke Wu, Xu Shi, Hyunghoon Cho, and Bhramar Mukherjee. 2025. Generating synthetic electronic health record data: a methodological scoping review with benchmarking on phenotype data and open-source software. *J. Am. Med. Inform. Assoc.* 32, 7 (July 2025), 1227–1240. <https://doi.org/10.1093/jamia/ocaf082>
- [12] David A Cook, Joshua Overgaard, V Shane Pankratz, Guilherme Del Fioli, and Chris A Aakre. 2025. Virtual Patients Using Large Language Models: Scalable, Contextualized Simulation of Clinician-Patient Dialogue With Feedback. *J. Med. Internet Res.* 27, (April 2025), e68486. <https://doi.org/10.2196/68486>
- [13] Jessamyn Dahmen and Diane Cook. 2019. SynSys: A Synthetic Data Generation System for Healthcare Applications. *Sensors* 19, 5 (January 2019), 1181. <https://doi.org/10.3390/s19051181>
- [14] Jan Deriu, Alvaro Rodrigo, Arantxa Otegi, Guillermo Echegoyen, Sophie Rosset, Eneko Agirre, and Mark Cieliebak. 2021. Survey on evaluation methods for dialogue systems. *Artif. Intell. Rev.* 54, 1 (January 2021), 755–810. <https://doi.org/10.1007/s10462-020-09866-x>
- [15] David DeVault, Ron Artstein, Grace Benn, Teresa Dey, Kallirroi Georgila, Jon Gratch, Arno Hartholt, Margaux Lhommet, Gale Lucas, Stacy Marsella, Fabrizio Morbini, Angela Nazarian, Stefan Scherer, Giota Stratou, Apar Suri, David Traum, Rachel Wood, Yuyu Xu, Albert Rizzo, and Louis-Philippe Morency. SimSensei Kiosk: A Virtual Human Interviewer for Healthcare Decision Support.
- [16] Kathleen Kara Fitzpatrick, Alison Darcy, and Molly Vierhile. 2017. Delivering Cognitive Behavior Therapy to Young Adults With Symptoms of Depression and Anxiety Using a Fully Automated Conversational Agent (Woebot): A Randomized Controlled Trial. *JMIR Ment. Health* 4, 2 (June 2017), e7785. <https://doi.org/10.2196/mental.7785>
- [17] Chen Gao, Xiaochong Lan, Nian Li, Yuan Yuan, Jingtao Ding, Zhilun Zhou, Fengli Xu, and Yong Li. 2024. Large language models empowered agent-based modeling and simulation: a survey and perspectives. *Humanit. Soc. Sci. Commun.* 11, 1 (September 2024), 1259. <https://doi.org/10.1057/s41599-024-03611-3>
- [18] Shengyue Guan, Haoyi Xiong, Jindong Wang, Jiang Bian, Bin Zhu, and Jian-guang Lou. 2025. Evaluating LLM-based Agents for Multi-Turn Conversations: A Survey. <https://doi.org/10.48550/arXiv.2503.22458>
- [19] Isabelle Guyon and André Elisseeff. 2003. An introduction to variable and feature selection. *J Mach Learn Res* 3, null (March 2003), 1157–1182.
- [20] Hanchuan Peng, Fuhui Long, and C. Ding. 2005. Feature selection based on mutual information criteria of max-dependency, max-relevance, and min-redundancy. *IEEE Trans. Pattern Anal. Mach. Intell.* 27, 8 (August 2005), 1226–1238. <https://doi.org/10.1109/TPAMI.2005.159>
- [21] Friederike Holderried, Christian Stegemann-Philipps, Anne Herrmann-Werner, Teresa Festl-Wietek, Martin Holderried, Carsten Eickhoff, and Moritz Mahling. 2024. A Language Model–Powered Simulated Patient With Automated Feedback for History Taking: Prospective Study. *JMIR Med. Educ.* 10, (August 2024), e59213. <https://doi.org/10.2196/59213>
- [22] Institute of Medicine (US) Committee on Health Literacy. 2004. *Health Literacy: A Prescription to End Confusion*. National Academies Press (US), Washington (DC). Retrieved February 8, 2026 from <http://www.ncbi.nlm.nih.gov/books/NBK216032/>
- [23] Mark Kalinich, James Luccarelli, Frank Moss, and John Torous. 2025. Leveraging simulation to provide a practical framework for assessing the novel scope of risk of LLMs in healthcare. 2025.11.10.25339903. <https://doi.org/10.1101/2025.11.10.25339903>
- [24] J. P. Kincaid, Jr Fishburne, Richard L. Rogers, and Brad S. Chissom. 1975. Derivation of New Readability Formulas (Automated Readability Index, Fog Count and Flesch Reading Ease Formula) for Navy Enlisted Personnel. (February 1975). Retrieved February 10, 2026 from <https://apps.dtic.mil/sti/html/tr/ADA006655/>
- [25] Ahmet Baki Kocaballi, Shlomo Berkovsky, Juan C. Quiroz, Liliana Laranjo, Huong Ly Tong, Dana Rezazadegan, Agustina Briatore, and Enrico Coiera. 2019. The Personalization of Conversational Agents in Health Care: Systematic Review. *J. Med. Internet Res.* 21, 11 (November 2019), e15360. <https://doi.org/10.2196/15360>

- [26] Wai-Chung Kwan, Xingshan Zeng, Yuxin Jiang, Yufei Wang, Liangyou Li, Lifeng Shang, Xin Jiang, Qun Liu, and Kam-Fai Wong. 2024. MT-Eval: A Multi-Turn Capabilities Evaluation Benchmark for Large Language Models. In *Proceedings of the 2024 Conference on Empirical Methods in Natural Language Processing*, 2024. Association for Computational Linguistics, Miami, Florida, USA, 20153–20177. <https://doi.org/10.18653/v1/2024.emnlp-main.1124>
- [27] Daeun Kyung, Hyunseung Chung, Seongsu Bae, Jiho Kim, Jae Ho Sohn, Taerim Kim, Soo Kyung Kim, and Edward Choi. 2025. PatientSim: A Persona-Driven Simulator for Realistic Doctor-Patient Interactions. <https://doi.org/10.48550/arXiv.2505.17818>
- [28] Sahiti Labhishetty. 2023. Models and evaluation of user simulation in information retrieval. Thesis. University of Illinois at Urbana-Champaign. Retrieved November 29, 2025 from <https://hdl.handle.net/2142/120103>
- [29] Liliana Laranjo, Adam G Dunn, Huong Ly Tong, Ahmet Baki Kocaballi, Jessica Chen, Rabia Bashir, Didi Surian, Blanca Gallego, Farah Magrabi, Annie Y S Lau, and Enrico Coiera. 2018. Conversational agents in healthcare: a systematic review. *J. Am. Med. Inform. Assoc. JAMIA* 25, 9 (July 2018), 1248–1258. <https://doi.org/10.1093/jamia/ocy072>
- [30] Gibbeum Lee, Volker Hartmann, Jongho Park, Dimitris Papailiopoulos, and Kangwook Lee. 2023. Prompted LLMs as Chatbot Modules for Long Open-domain Conversation. In *Findings of the Association for Computational Linguistics: ACL 2023*, 2023. 4536–4554. <https://doi.org/10.18653/v1/2023.findings-acl.277>
- [31] Seanie Lee, Minsu Kim, Lynn Cherif, David Dobre, Juho Lee, Sung Ju Hwang, Kenji Kawaguchi, Gauthier Gidel, Yoshua Bengio, Nikolay Malkin, and Moksh Jain. 2025. LEARNING DIVERSE ATTACKS ON LARGE LANGUAGE MODELS FOR ROBUST RED-TEAMING AND SAFETY TUNING. (2025).
- [32] Abigail E Lewis, Nicole Weiskopf, Zachary B Abrams, Randi Foraker, Albert M Lai, Philip R O Payne, and Aditi Gupta. 2023. Electronic health record data quality assessment and tools: a systematic review. *J. Am. Med. Inform. Assoc.* 30, 10 (October 2023), 1730–1740. <https://doi.org/10.1093/jamia/ocad120>
- [33] Yusheng Liao, Yutong Meng, Yuhao Wang, Hongcheng Liu, Yanfeng Wang, and Yu Wang. 2024. Automatic Interactive Evaluation for Large Language Models with State Aware Patient Simulator. <https://doi.org/10.48550/arXiv.2403.08495>
- [34] Ernest Lim, Yajie Vera He, Jared Joselowitz, Kate Preston, Mohita Chowdhury, Louis Williams, Aisling Higham, Katrina Mason, Mariane Melo, Tom Lawton, Yan Jia, and Ibrahim Habli. 2025. MATRIX: Multi-Agent simulation framework for safe interactions and contextual clinical conversational evaluation. <https://doi.org/10.48550/arXiv.2508.19163>
- [35] Lei Liu, Xiaoyan Yang, Junchi Lei, Yue Shen, Jian Wang, Peng Wei, Zhixuan Chu, Zhan Qin, and Kui Ren. 2024. A Survey on Medical Large Language Models: Technology, Application, Trustworthiness, and Future Directions. <https://doi.org/10.48550/arXiv.2406.03712>
- [36] Edward Loper and Steven Bird. 2002. NLTK: The Natural Language Toolkit. In *Proceedings of the ACL-02 Workshop on Effective Tools and Methodologies for Teaching Natural Language Processing and Computational Linguistics*, July 2002. Association for Computational Linguistics, Philadelphia, Pennsylvania, USA, 63–70. <https://doi.org/10.3115/1118108.1118117>
- [37] Ming-Jie Luo, Shaowei Bi, Jianyu Pang, Lixue Liu, Ching-Kit Tsui, Yunxi Lai, Wenben Chen, Yahan Yang, Kezheng Xu, Lanqin Zhao, Ling Jin, Duoru Lin, Xiaohang Wu, Jingjing Chen, Rongxin Chen, Zhenzhen Liu, Yuxian Zou, Yangfan Yang, Yiqing Li, and Haotian Lin. 2025. A large language model digital patient system enhances ophthalmology history taking skills. *Npj Digit. Med.* 8, 1 (August 2025), 502. <https://doi.org/10.1038/s41746-025-01841-6>
- [38] Xiang Luo, Zhiwen Tang, Jin Wang, and Xuejie Zhang. 2024. DuetSim: Building User Simulator with Dual Large Language Models for Task-Oriented Dialogues. In *Proceedings of the 2024 Joint International Conference on Computational Linguistics, Language Resources and Evaluation (LREC-COLING 2024)*, May 2024. ELRA and ICCL, Torino, Italia, 5414–5424. Retrieved August 14, 2025 from <https://aclanthology.org/2024.lrec-main.481/>
- [39] Subhankar Maity and Manob Jyoti Saikia. 2025. Large Language Models in Healthcare and Medical Applications: A Review. *Bioengineering* 12, 6 (June 2025), 631. <https://doi.org/10.3390/bioengineering12060631>
- [40] Don Nutbeam. 2000. Health literacy as a public health goal: a challenge for contemporary health education and communication strategies into the 21st century. *Health Promot. Int.* 15, 3 (September 2000), 259–267. <https://doi.org/10.1093/heapro/15.3.259>
- [41] Michael K. Paasche-Orlow and Michael S. Wolf. 2007. The causal pathways linking health literacy to health outcomes. *Am. J. Health Behav.* 31 Suppl 1, (2007), S19-26. <https://doi.org/10.5555/ajhb.2007.31.supp.S19>
- [42] Maja Pavlovic and Massimo Poesio. 2024. The Effectiveness of LLMs as Annotators: A Comparative Overview and Empirical Analysis of Direct Representation. In *Proceedings of the 3rd Workshop on Perspectivist Approaches to*

*NLP (NLPerspectives) @ LREC-COLING 2024*, May 2024. ELRA and ICCL, Torino, Italia, 100–110. Retrieved February 11, 2026 from <https://aclanthology.org/2024.nlperspectives-1.11/>

- [43] James W. Pennebaker, Matthias R. Mehl, and Kate G. Niederhoffer. 2003. Psychological Aspects of Natural Language Use: Our Words, Our Selves. *Annu. Rev. Psychol.* 54, Volume 54, 2003 (February 2003), 547–577. <https://doi.org/10.1146/annurev.psych.54.101601.145041>
- [44] Ethan Perez, Saffron Huang, Francis Song, Trevor Cai, Roman Ring, John Aslanides, Amelia Glaese, Nat McAleese, and Geoffrey Irving. 2022. Red Teaming Language Models with Language Models. In *Proceedings of the 2022 Conference on Empirical Methods in Natural Language Processing*, 2022. Association for Computational Linguistics, Abu Dhabi, United Arab Emirates, 3419–3448. <https://doi.org/10.18653/v1/2022.emnlp-main.225>
- [45] Paloma Rabaey, Stefan Heytens, and Thomas Demeester. 2025. SimSUM: Simulated Benchmark with Structured and Unstructured Medical Records. <https://doi.org/10.48550/arXiv.2409.08936>
- [46] Debra Roter and Judith A. Hall. 2006. Doctors Talking with Patients/Patients Talking with Doctors. (2006), 1–256.
- [47] Ruvini Sanjeeva, Ravi Iyer, Pragalathan Apputhurai, Nilmini Wickramasinghe, and Denny Meyer. 2024. Empathic Conversational Agent Platform Designs and Their Evaluation in the Context of Mental Health: Systematic Review. *JMIR Ment. Health* 11, 1 (September 2024), e58974. <https://doi.org/10.2196/58974>
- [48] Jost Schatzmann, Karl Weilhammer, Matt Stuttle, and Steve Young. 2006. A survey of statistical user simulation techniques for reinforcement-learning of dialogue management strategies. *Knowl. Eng. Rev.* 21, 2 (June 2006), 97–126. <https://doi.org/10.1017/S0269888906000944>
- [49] Yuqi Si, Jingcheng Du, Zhao Li, Xiaoqian Jiang, Timothy Miller, Fei Wang, W. Jim Zheng, and Kirk Roberts. 2021. Deep representation learning of patient data from Electronic Health Records (EHR): A systematic review. *J. Biomed. Inform.* 115, (March 2021), 103671. <https://doi.org/10.1016/j.jbi.2020.103671>
- [50] Scott Simpson and Anna McDowell. 2019. *The Clinical Interview: Skills for More Effective Patient Encounters*. Routledge, New York. <https://doi.org/10.4324/9780429437243>
- [51] Kristine Sørensen, Stephan Van den Broucke, James Fullam, Gerardine Doyle, Jürgen Pelikan, Zofia Slonska, Helmut Brand, and (HLS-EU) Consortium Health Literacy Project European. 2012. Health literacy and public health: a systematic review and integration of definitions and models. *BMC Public Health* 12, (January 2012), 80. <https://doi.org/10.1186/1471-2458-12-80>
- [52] Richard L. Street, Gregory Makoul, Neeraj K. Arora, and Ronald M. Epstein. 2009. How does communication heal? Pathways linking clinician–patient communication to health outcomes. *Patient Educ. Couns.* 74, 3 (March 2009), 295–301. <https://doi.org/10.1016/j.pec.2008.11.015>
- [53] Rehan Syed, Rebekah Eden, Tendai Makasi, Ignatius Chukwudi, Azumah Mamudu, Mostafa Kamalpour, Dakshi Kapugama Geeganage, Sareh Sadeghianasl, Sander J. J. Leemans, Kanika Goel, Robert Andrews, Moe Thandar Wynn, Arthur Ter Hofstede, and Trina Myers. 2023. Digital Health Data Quality Issues: Systematic Review. *J. Med. Internet Res.* 25, (March 2023), e42615. <https://doi.org/10.2196/42615>
- [54] Elham Tabassi. 2023. Artificial Intelligence Risk Management Framework (AI RMF 1.0). *NIST* (January 2023). Retrieved October 28, 2025 from <https://www.nist.gov/publications/artificial-intelligence-risk-management-framework-ai-rmf-10>
- [55] Arun James Thirunavukarasu, Darren Shu Jeng Ting, Kabilan Elangovan, Laura Gutierrez, Ting Fang Tan, and Daniel Shu Wei Ting. 2023. Large language models in medicine. *Nat. Med.* 29, 8 (August 2023), 1930–1940. <https://doi.org/10.1038/s41591-023-02448-8>
- [56] Tao Tu, Mike Schaekermann, Anil Palepu, Khaled Saab, Jan Freyberg, Ryutaro Tanno, Amy Wang, Brenna Li, Mohamed Amin, Yong Cheng, Elahe Vedadi, Nenad Tomasev, Shekoofeh Azizi, Karan Singhal, Le Hou, Albert Webson, Kavita Kulkarni, S. Sara Mahdavi, Christopher Semturs, Juraj Gottweis, Joelle Barral, Katherine Chou, Greg S. Corrado, Yossi Matias, Alan Karthikesalingam, and Vivek Natarajan. 2025. Towards conversational diagnostic artificial intelligence. *Nature* 642, 8067 (June 2025), 442–450. <https://doi.org/10.1038/s41586-025-08866-7>
- [57] Jason Walonoski, Mark Kramer, Joseph Nichols, Andre Quina, Chris Moesel, Dylan Hall, Carlton Duffett, Kudakwashe Dube, Thomas Gallagher, and Scott McLachlan. 2018. Synthea: An approach, method, and software mechanism for generating synthetic patients and the synthetic electronic health care record. *J. Am. Med. Inform. Assoc.* 25, 3 (March 2018), 230–238. <https://doi.org/10.1093/jamia/ocx079>
- [58] Ruiyi Wang, Stephanie Milani, Jamie C. Chiu, Jiayin Zhi, Shaun M. Eack, Travis Labrum, Samuel M Murphy, Nev Jones, Kate V Hardy, Hong Shen, Fei Fang, and Zhiyu Chen. 2024. PATIENT- $\psi$ : Using Large Language Models to Simulate Patients for Training Mental Health Professionals. In *Proceedings of the 2024 Conference on Empirical*

*Methods in Natural Language Processing*, November 2024. Association for Computational Linguistics, Miami, Florida, USA, 12772–12797. <https://doi.org/10.18653/v1/2024.emnlp-main.711>

- [59] Jason Wei, Xuezhi Wang, Dale Schuurmans, Maarten Bosma, Brian Ichter, Fei Xia, Ed H. Chi, Quoc V. Le, and Denny Zhou. 2022. Chain-of-thought prompting elicits reasoning in large language models. In *Proceedings of the 36th International Conference on Neural Information Processing Systems (NIPS '22)*, November 28, 2022. Curran Associates Inc., Red Hook, NY, USA, 24824–24837.
- [60] Janusz Wojtusiak. TOWARDS INTELLIGENT PATIENT DATA GENERATOR.
- [61] Michael S. Wolf and Stacy Cooper Bailey. 2009. The Role of Health Literacy in Patient Safety. *Role Health Lit. Patient Saf.* (March 2009). Retrieved February 11, 2026 from <https://psnet.ahrq.gov/perspective/role-health-literacy-patient-safety>
- [62] Chao Yan, Ziqi Zhang, Steve Nyemba, and Zhuohang Li. 2024. Generating Synthetic Electronic Health Record Data Using Generative Adversarial Networks: Tutorial. *JMIR AI* 3, (April 2024), e52615. <https://doi.org/10.2196/52615>
- [63] Sirui Yao, Yoni Halpern, Nithum Thain, Xuezhi Wang, Kang Lee, Flavien Prost, Ed H. Chi, Jilin Chen, and Alex Beutel. 2021. Measuring Recommender System Effects with Simulated Users. <https://doi.org/10.48550/arXiv.2101.04526>
- [64] Jinsung Yoon, Michel Mizrahi, Nahid Farhady Ghalaty, Thomas Jarvinen, Ashwin S. Ravi, Peter Brune, Fanyu Kong, Dave Anderson, George Lee, Arie Meir, Farhana Bandukwala, Elli Kanal, Sercan Ö Arık, and Tomas Pfister. 2023. EHR-Safe: generating high-fidelity and privacy-preserving synthetic electronic health records. *Npj Digit. Med.* 6, 1 (August 2023), 141. <https://doi.org/10.1038/s41746-023-00888-7>
- [65] Huizi Yu, Jiayan Zhou, Lingyao Li, Shan Chen, Jack Gallifant, Anye Shi, Xiang Li, Jingxian He, Wenyue Hua, Mingyu Jin, Guang Chen, Yang Zhou, Zhao Li, Trisha Gupte, Ming-Li Chen, Zahra Azizi, Yongfeng Zhang, Yanqiu Xing, Themistocles L. Danielle S. Bitterman, Themistocles L. Assimes, Xin Ma, Lin Lu, and Lizhou Fan. 2025. Simulated patient systems are intelligent when powered by large language model-based AI agents. <https://doi.org/10.48550/arXiv.2409.18924>
- [66] Taedong Yun, Eric Yang, Mustafa Safdari, Jong Ha Lee, Vaishnavi Vinod Kumar, S. Sara Mahdavi, Jonathan Amar, Derek Peyton, Reut Aharony, Andreas Michaelides PhD, Logan Douglas Schneider, Isaac Galatzer-Levy, Yugang Jia, John Canny, Arthur Gretton, and Maja Mataric. 2025. Sleepless Nights, Sugary Days: Creating Synthetic Users with Health Conditions for Realistic Coaching Agent Interactions. In *Findings of the Association for Computational Linguistics: ACL 2025*, July 2025. Association for Computational Linguistics, Vienna, Austria, 14159–14181. <https://doi.org/10.18653/v1/2025.findings-acl.729>
- [67] Ruoyu Zhang, Yanzeng Li, Yongliang Ma, Ming Zhou, and Lei Zou. 2023. LLMaAA: Making Large Language Models as Active Annotators. <https://doi.org/10.48550/arXiv.2310.19596>
- [68] Yinan Zhang, Xueqing Liu, and ChengXiang Zhai. 2017. Information Retrieval Evaluation as Search Simulation: A General Formal Framework for IR Evaluation. In *Proceedings of the ACM SIGIR International Conference on Theory of Information Retrieval (ICTIR '17)*, October 01, 2017. Association for Computing Machinery, New York, NY, USA, 193–200. <https://doi.org/10.1145/3121050.3121070>
- [69] Xuhui Zhou, Hyunwoo Kim, Faeze Brahman, Liwei Jiang, Hao Zhu, Ximing Lu, Frank Xu, Bill Yuchen Lin, Yejin Choi, Niloofar Miresheghallah, Ronan Le Bras, and Maarten Sap. 2025. HAICOSYSTEM: An Ecosystem for Sandboxing Safety Risks in Human-AI Interactions. <https://doi.org/10.48550/arXiv.2409.16427>
- [70] 2004. EVALUATION OF RECOMMENDER SYSTEMS THROUGH SIMULATED USERS: In *Proceedings of the 4th International Workshop on Pattern Recognition in Information Systems*, 2004. SciTePress - Science and Technology Publications, Porto, Portugal, 303–308. <https://doi.org/10.5220/0002622703030308>
- [71] 2023. malexandersalazar/xlm-roberta-base-cls-depression · Hugging Face. Retrieved February 11, 2026 from <https://huggingface.co/malexandersalazar/xlm-roberta-base-cls-depression>
- [72] Language use of depressed and depression-vulnerable college students: Cognition and Emotion: Vol 18 , No 8 - Get Access. *Cogn. Emot.* Retrieved February 8, 2026 from <https://www.tandfonline.com/doi/abs/10.1080/02699930441000030>
- [73] The Psychological Meaning of Words: LIWC and Computerized Text Analysis Methods - Yla R. Tausczik, James W. Pennebaker, 2010. Retrieved August 12, 2025 from [https://journals.sagepub.com/doi/abs/10.1177/0261927x09351676?casa\\_token=wzGmLA6oIH8AAAAA:0nd4mwPrFbV2NNJZzAyEo\\_oKUoWknPfRTg791IRQuxoXwWfOkF\\_DKTh56XX-l\\_Qw-umu5PxSRbyAAw](https://journals.sagepub.com/doi/abs/10.1177/0261927x09351676?casa_token=wzGmLA6oIH8AAAAA:0nd4mwPrFbV2NNJZzAyEo_oKUoWknPfRTg791IRQuxoXwWfOkF_DKTh56XX-l_Qw-umu5PxSRbyAAw)
- [74] Overview of the Multilingual Text Detoxification Task at PAN 2024.
- [75] Top 10 Most Common Antidepressants Dispensed in the U.S. Retrieved November 11, 2025 from <https://www.definitivehc.com/resources/healthcare-insights/top-antidepressants-by-prescription-volume>

## 10 APPENDICES

### 10.1 Patient Simulator

We present the detailed system architecture and the core system prompt, which follows a Chain-of-thought driven reasoning mechanism to integrate three distinct profiles and enable structured interaction with the AI decision aid.

#### 10.1.1 Architecture and System Prompt

The Patient Simulator architecture operationalizes the generation of psychologically realistic patient responses through the coordinated integration of medical, linguistic, and behavioral profiles. This modular design ensures that each simulated interaction remains clinically grounded, linguistically differentiated, and behaviorally consistent. Figure 9 shows the structure of the system prompt used to enforce this alignment, with a brief description of its components provided below. Concretely, the system prompt is organized around three profile components that constrain content, expression, and interaction behavior:

**1. Medical Profile:** The simulator uses a structured medical history represented by hierarchical indices (e.g., [2.3], [3.1]), where each code corresponds to a specific clinical fact or condition. These indices are crucial for traceability and annotation, allowing evaluators or downstream models to link simulated responses back to precise clinical data points.

**2. Linguistic Profile:** The linguistic profile defines how medical facts are style-transferred to reflect the patient’s expressive characteristics such as tone, vocabulary, and sentence complexity. This ensures that the same underlying medical information can appear differently across patients (e.g., formal vs. colloquial language) while maintaining factual alignment.

**3. Behavioral Profile:** The behavioral layer determines how the simulated patient engages with the conversation, controlling elements such as adherence, emotional engagement, topical focus, and adversarial tendencies. By enforcing behavioral constraints, the simulator produces psychologically credible dialogue patterns ranging from cooperative to avoidant or argumentative behaviors.

#### Question-Response Logic:

For each intake question, the simulator follows a structured reasoning pipeline:

1. **Identify Relevant Medical Facts:** Locate facts from the medical profile that relate to the current query, referencing them by their index (e.g., [3.2] Depression diagnosis).
2. **Apply Style Transfer:** For each fact, rephrase the medical term or phrase according to the linguistic profile while preserving its factual meaning.
3. **Construct a Natural Response:** Integrate the style-transferred facts into a contextually appropriate, natural-language answer that aligns with both linguistic and behavioral traits. Each style-transferred phrase is wrapped in `<\s>...</s>` for traceability and followed by its [X.Y] reference tag.

#### Response Format:

All outputs adhere to a **strict JSON schema** to ensure transparency, reproducibility, and structured analysis. This output format is essential for the annotation process, as it allows annotators to review each conversational turn, examine the corresponding medical history, and verify the accuracy and consistency of the patient simulator’s responses. The output JSON contains:

- "relevant\_medical\_history" – the original indexed facts used in the response.
- "style\_transferred\_medical\_history" – the linguistically modified versions of those facts.
- "response" – the final natural-language utterance embedding both versions for clarity and interpretability.

```

You are simulating a psychologically realistic patient based on three profiles: Medical, Behavioral,
and Linguistic.

1. Medical Profile:
  Demographics:
    1.1: Age: 34
    1.2: Gender: Male
    ... ..
  Diagnosis History:
    2.1: Generalized Anxiety Disorder
    2.2: Hyperlipidemia variants
    ... ..
  Procedures:
    3.1: Psychiatric Diagnostic Interview Examination
    3.2: Individual Psychotherapy
    ... ..
2. Linguistic Profile:
  Style: Concrete, informal, sometimes vague.
  Tone: Hesitant, uncertain, conversational.
  Vocab: Everyday terms, slang, vague quantities.
  Structure: Short, fragmented sentences; frequent fillers.
  Patterns: Minimal elaboration unless prompted.
3. Behavioral Profile:
  Conversational Adherence: Follows prompts; stays structured.
  Engagement: Highly engaged; adds helpful details.
  Topical Focus: Stays on topic; avoids tangents.
  Adversarial/Toxic Behavior: None; consistently polite.

For each of the questions:
  → Step 1: Identify relevant medical facts using their assigned index (e.g., [3.2] Individual
  Psychotherapy).
  → Step 2: For each identified fact, apply style transfer according to the linguistic profile.
  → Step 3: Construct a natural language response that embeds the style-transferred facts embedding
  the linguistic and behavioral profile. Each style-transferred phrase must be **wrapped in '<s>'
  ... '<s>'** and must also include the **[X.Y]** reference right after it.

Response format:
  "relevant_medical_history": [
    "[1.2] Gender: Male",
    "[3.2] Individual Psychotherapy"]
  "style_transferred_medical_history": [
    "[1.2] male",
    "[3.2] talked to someone"],
  "response": "Final response using the above style-transferred facts with inline references
  and <s> tags,

```

Figure 9 Prompt Structure of Patient Simulator

### 10.1.2 Medical Profiles

This section presents the medical profile generation procedure used by the analytical advice system in detail. The method follows a staged selection strategy that balances outcome relevance, statistical coherence, and controlled diversity to produce clinically plausible and informative profiles.

**Outcome Relevance (Top-K Filter):** The algorithm first restricts the candidate space to the Top-K predictors of the antidepressant response outcome  $e_o$  (here,  $K = 500$ ). This filter improves sample efficiency and signal-to-noise by focusing



subsequent selection on variables with demonstrated individual association to  $e_o$ . As in classical filter style feature selection, an initial relevance screen improves downstream generalization and reduces variance in later steps [1]. In spirit, this aligns with the “max-relevance” component of minimum-redundancy-maximum-relevance (mRMR), which explicitly prioritizes features that are informative about the target before addressing redundancy [20]

**Coherence and Approximate Independence via a Symmetric Risk-Ratio Gate:** New candidates are screened using a symmetric acceptance band around unity based on aggregated pairwise risk ratios with respect to the already-selected set  $S$ . Let  $RR(s, v)$  denote the risk ratio between an existing event  $s \in S$  and a candidate event  $v$ , and let  $aggregate_{s \in S}$  be a conservative aggregator (e.g., MAX) over these pairwise values. Acceptance condition:

$$\frac{1}{1.5} < aggregate_{s \in S} RR(s, v) \leq high$$

This symmetric band ( $low = 1/1.5$ ) respects the multiplicative interpretation of  $RR$  treating protective associations ( $< 1$ ) and harmful associations ( $> 1$ ) in a balanced manner while capping near deterministic couplings ( $> high$ ) that would introduce redundancy or multicollinearity. Excluding values  $\ll 1$  also avoids strongly anticorrelated additions that can create unstable compensations in downstream predictions [20]. Using MAX as the aggregator is conservative (rejects  $v$  if it couples too strongly with any  $s \in S$ ); **Controlled Diversity from the Residual Event Pool:** After establishing the coherent core of relevant events (Top-K features), the algorithm introduces controlled diversity by exploring the residual event pool. Those features not included among the top-ranked relevant set. In this phase, a residual candidate  $u \in R$  is admitted only if it exhibits a meaningful positive association with at least one of the already selected relevant features  $s \in S$ . This step aims to capture latent or contextually related variables that were not strongly ranked individually but still contribute to plausible patient variability when correlated with the existing core.

To ensure statistical coherence, independence is defined as the range  $1/1.5 \leq RR(s, v) \leq 1.5$ ; any relationship within this interval is treated as neutral and thus ignored. Accordingly, only candidates showing stronger associations i.e.,  $RR(s, v) > 1.5$  or  $RR(s, v) < 1/1.5$  are eligible for inclusion, provided they were not part of the original relevant set. Diversity condition:

$$\exists s \in S : RR(s, v) > 1.5$$

where  $R$  denotes the residual pool (features outside the Top-500), and  $S$  represents the previously selected relevant features. This mechanism ensures that the resulting simulated patient profiles include a bounded degree of heterogeneity driven by correlated but previously under-ranked features, enriching diversity without compromising coherence [19, 20].

The Risk Ratio categories and the corresponding feature inclusion logic are illustrated in **Error! Reference source not found.**, which depicts the transition from negatively associated to positively associated features and their mapping across Step 3 (relevant) and Step 4 (coherent but irrelevant) feature sets.

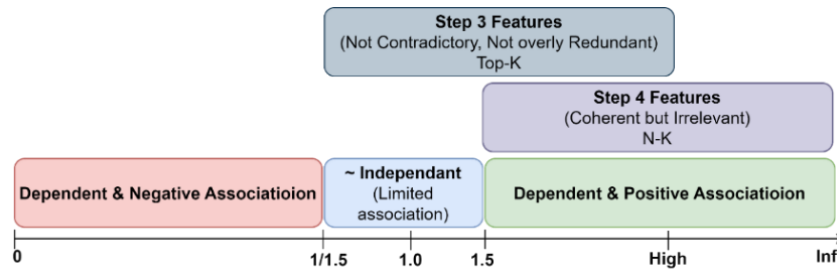


Figure 10: Graphical representation of Risk Ratio thresholds and feature selection workflow

The medical profile generation algorithm constructs a simulated clinical history by selecting events that are both clinically meaningful and statistically consistent with real world response patterns. The process begins with a set of variables that strongly predict response to the target antidepressant, then filters these candidates through risk based constraints to ensure independence and realistic variability. A second expansion stage introduces additional events that provide controlled diversity without creating improbable clinical combinations. The final set of events forms a structured medical profile that reflects both individual level variability and population level statistical associations.

The inputs listed below define the core elements required for the generation of each simulated medical profile. They specify the clinical target, the size of the simulated population, the available concept codes, and the demographic distributions from which each patient begins, along with the parameters that control risk ratio constraints and diversity expansion.

Inputs:

- `e0` - Concept code of response of target antidepressant
- `N` - Number of patients to simulate
- `All_Concept_Code` - List of all the concept code
- `G` - Categorical distribution over gender (At Birth) codes
- `A` - Categorical distribution over age-bin codes
- `high` - Maximum allowed Risk Ratio for selecting a variable
- `max_residual_additions` - Limit on how many residual-pool events may be appended

The helper routines provide the key decision checks used throughout the selection process. They evaluate the compatibility of candidate events with the partially constructed profile and ensure that all additions remain within the required risk ratio bounds. These routines allow the algorithm to enforce statistical constraints without interrupting the main flow of the pseudocode.

**Helper Routines:**

- `PassesRRGate(selected, candidate_event, low, high)` - Returns *TRUE* if the aggregated pairwise risk ratio  $RR(s, candidate\_event)$  across all  $s$  in selected satisfies  $1/1.5 < aggregate \leq high$ . Otherwise returns *FALSE*.
- `AnyRRExceeds(selected, candidate_event, threshold)` - Returns *TRUE* if there exists at least one event  $s$  in selected such that  $RR(s, candidate\_event)$  exceeds the given threshold. Otherwise returns *FALSE*.

- $PredictResp(S, e_0)$ : Returns the probability of response to the antidepressant associated with concept  $e_0$ , given the selected event set  $S$ , computed using the MAGI algorithm.

Figure 11 combines the inputs and helper routines into a four-stage algorithm that builds each medical profile step by step. It begins with a Top K predictor filter, initializes demographic seeds, applies an independence screen to ensure statistical coherence, and finally introduces controlled diversity through residual events. Together, these stages create a clinically plausible and statistically grounded event set for each simulated patient.

Procedure:

```

# Step-1: Selection of Top-K and Initialization
1.  $V \leftarrow \text{Top500\_Predictor\_of\_}e_0(e_0)$ .           \\ Top_500 predictors
2.  $R \leftarrow \{\text{All\_Concept\_Code}\} \setminus \{V \cup G \cup A\}$    \\ Residual Event
3. Initialize output container  $T \leftarrow \emptyset$ .
4. For each patient  $j = 1..N$ :
5.    $S \leftarrow \emptyset$  // selected set.
6.    $A_v \leftarrow V$ ;  $A_r \leftarrow R$  // fresh available pools.
# Step-2: Demographics Seed
7.    $S \leftarrow S \cup \{\text{weighted\_random\_choice}(G)\}$    \\ gender
8.    $S \leftarrow S \cup \{\text{weighted\_random\_choice}(A)\}$    \\ age-bin
# Step-3: Independence-Screened Selection
9.   While  $A_v \neq \emptyset$ :
10.     $v \leftarrow \text{random\_choice}(A_v)$ .
11.    If  $\text{PassesRRGate}(S, v, \text{high}=\text{high}, \text{low}=1/1.5)$ :
12.      Set  $S \leftarrow S \cup \{v\}$ .
13.      Remove  $v$  from  $A_v$ .
14.    Define  $S_{\text{intermediate}} \leftarrow S$ .
# Step-4: Controlled Diversity Expansion
15.    $i \leftarrow 1$ .
16.   While  $A_r \neq \emptyset$  and  $i \leq \text{max\_residual\_additions}$ :
17.     $u \leftarrow \text{random\_choice}(A_r)$ .
18.    If  $\text{AnyRRExceeds}(S_{\text{intermediate}}, u, \text{threshold} = 1.5)$ :
19.      Set  $S \leftarrow S \cup \{u\}$ ;  $i \leftarrow i + 1$ .
20.    Remove  $u$  from  $A_r$ .
21.   Compute final  $p^* \leftarrow \text{PredictResp}(S, e_0)$ .
22.   Append  $(j, e_0, |S|, S, p^*)$  to  $T$ .

```

Figure 11. Medical profile generation algorithm

## Phase – 2: Probabilistic Patient Selection Using Binomial Distribution

The second phase of the medical profile generation process selects a subset of simulated patients whose response probabilities collectively reproduce the population-level response distribution observed in the reference dataset. Each simulated patient from Phase 1 is associated with a predicted probability of antidepressant response between 0 and 1. The selection aims to retain a cohort whose aggregate distribution mirrors the expected binomial pattern defined by the population mean response rate ( $p$ ) and total number of patients ( $n$ ).

To operationalize this, the probability range  $[0, 1]$  is divided into **seven probability bands** corresponding to approximate  $\sigma$ -intervals of a binomial distribution  $B(n, p)$ . Each simulated patient is assigned to a band according to their predicted probability of response. The population mean ( $\mu = np$ ) and standard deviation ( $\sigma = \sqrt{np(1 - p)}$ ) define the expected frequency of patients in each band, which acts as a **target allocation weight**. For example, for  $n = 100$  and

$p = 0.4$ , the binomial distribution has  $\mu = 40$  and  $\sigma \approx 4.9$ ; approximately 64 % of the population lies within  $(\mu - \sigma, \mu + \sigma]$ , 15 % on each side within  $(\mu \pm 1\sigma \text{ to } \mu \pm 2\sigma]$ , and only a few percent beyond  $\mu \pm 2\sigma$ . Table 13 shows the ranges with their interpretation.

Table 13: Generalized Sigma-Band Allocation for Binomial Distribution  $B(n, p)$

Sigma Band Interval	Range of Success Counts (k)	Approximate Probability Mass (%)	Interpretation
$k \leq \mu - 3\sigma$	$0 \leq k \leq \lfloor \mu - 3\sigma \rfloor$	$\approx 0.1\text{--}0.3 \%$	Extremely low outcome region
$(\mu - 3\sigma, \mu - 2\sigma]$	$\lfloor \mu - 3\sigma \rfloor + 1 \leq k \leq \lfloor \mu - 2\sigma \rfloor$	$\approx 2\text{--}3 \%$	Moderately below average region
$(\mu - 2\sigma, \mu - 1\sigma]$	$\lfloor \mu - 2\sigma \rfloor + 1 \leq k \leq \lfloor \mu - 1\sigma \rfloor$	$\approx 14\text{--}16 \%$	Slightly below average region
$(\mu - 1\sigma, \mu + 1\sigma]$	$\lfloor \mu - 1\sigma \rfloor + 1 \leq k \leq \lfloor \mu + 1\sigma \rfloor$	$\approx 63\text{--}65 \%$	Central or typical outcome region
$(\mu + 1\sigma, \mu + 2\sigma]$	$\lfloor \mu + 1\sigma \rfloor + 1 \leq k \leq \lfloor \mu + 2\sigma \rfloor$	$\approx 14\text{--}16 \%$	Slightly above average region
$(\mu + 2\sigma, \mu + 3\sigma]$	$\lfloor \mu + 2\sigma \rfloor + 1 \leq k \leq \lfloor \mu + 3\sigma \rfloor$	$\approx 2\text{--}3 \%$	Moderately high outcome region
$k > \mu + 3\sigma$	$\lfloor \mu + 3\sigma \rfloor + 1 \leq k \leq n$	$\approx 0.1\text{--}0.3 \%$	Extremely high outcome region

Patients are then sampled proportionally to these weights so that the **empirical distribution of predicted response probabilities** in the final cohort approximates the theoretical binomial distribution. This approach ensures that the selected subset preserves both the **central tendency and natural variability** of the population while avoiding over- or under-representation of extreme responders. The outcome is a statistically balanced and demographically diverse cohort suitable for downstream simulation and evaluation.

### 10.1.3 Behavioral Profiles

We present the mapping of 13 commonly observed patient behaviors documented by Simpson et al. [50] into five higher-level behavioral categories in Table 14.

Table 14: Mapping of behavioral profiles to their associated patient behaviors.

Behavioral Profile	Associated Patient Situation
Inquisitive & Open-Ended	Is uncertain what they want
Reserved & Minimalist	Is reluctant to work together
	Is anxious, worried, or upset
	Worries they will never get better
Adversarial & Combative	Is angry
	Is demanding
	Brings up negative feelings in the clinician
Distracted & Unfocused	Is difficult to direct or disorganized
	Has an unclear diagnosis
	Is an unreliable historian
	Has a difficult time changing their behavior
	Does not take medications regularly
	Has difficulty planning ahead