
Explaining AI Without Code: A User Study on Explainable AI

Natalia Abarca

Department of Computer Science, University of Chile
natalia.abarca@ug.uchile.cl

Andrés Carvallo

CENIA – National Center for Artificial Intelligence
andres.carvallo@cenia.cl

Claudia López Moncada

Universidad Técnica Federico Santa María
CENIA – National Center for Artificial Intelligence
clopez@inf.utfsm.cl

Felipe Bravo-Marquez

Department of Computer Science, University of Chile
CENIA – National Center for Artificial Intelligence
IMFD - Millennium Institute for Foundational Research on Data
fbravo@dcc.uchile.cl

Abstract

The increasing use of Machine Learning (ML) in sensitive domains such as health-care, finance, and public policy has raised concerns about the transparency of automated decisions. Explainable AI (XAI) addresses this by clarifying how models generate predictions, yet most methods demand technical expertise, limiting their value for novices. This gap is especially critical in no-code ML platforms, which seek to democratize AI but rarely include explainability. We present a human-centered XAI module in DashAI, an open-source no-code ML platform. The module integrates three complementary techniques, which are Partial Dependence Plots (PDP), Permutation Feature Importance (PFI), and KernelSHAP, into DashAI’s workflow for tabular classification. A user study ($N = 20$; ML novices and experts) evaluated usability and the impact of explanations. Results show: (i) high task success ($\geq 80\%$) across all explainability tasks; (ii) novices rated explanations as useful, accurate, and trustworthy on the Explanation Satisfaction Scale (ESS, Cronbach’s $\alpha = 0.74$, a measure of internal consistency), while experts were more critical of sufficiency and completeness; and (iii) explanations improved perceived predictability and confidence on Trust in Automation (TiA, $\alpha = 0.60$), with novices showing higher trust than experts. These findings highlight a central challenge for XAI in no-code ML, making explanations both accessible to novices and sufficiently detailed for experts.

1 Introduction

Artificial Intelligence (AI) systems are increasingly integrated into everyday life, assisting decision-making in various domains, including healthcare [Alowais et al., 2023], finance [Cao, 2022], law [Magesh et al., 2025], and personal assistants [Rillig and Kasirzadeh, 2024].

However, the widespread use of complex “*black-box*” models, whose internal mechanisms are not interpretable to humans, raises critical concerns about transparency [Thalpage, 2023, Franzoni, 2023, Hassija et al., 2023], accountability [Ananny and Crawford, 2018, Burkart and Huber, 2020], and trust [Wanner et al., 2022], particularly in sensitive contexts where errors or biases can have severe consequences. This issue has increased the growth of Explainable Artificial Intelligence (XAI), a field focused on making machine learning (ML) models more interpretable and their predictions understandable [Naser, 2021].

XAI aims both to help humans comprehend and trust AI outcomes and to support model development by exposing potential biases or errors [Ribeiro et al., 2016, Lundberg and Lee, 2017]. Despite advances, most methods remain isolated tools that require programming expertise, limiting adoption in real-world workflows [Karim et al., 2022].

In parallel, *no-code ML solutions* have emerged to democratize AI by allowing users to train and deploy models through graphical interfaces [Sundberg and Holmström, 2023, Li and Wu, 2022]. Such tools broaden access to ML, enabling a heterogeneous user base that includes novices, domain experts, and ML practitioners. Nevertheless, most of these systems lack built-in explainability, creating an *explainability gap*: they lower barriers to model creation but leave users without means to understand, validate, or trust predictions [Burkart and Huber, 2020, Bhatt et al., 2019, Belle and Papantonis, 2020]. The problem is exacerbated by user diversity, as novices seek transparency and trust while experts demand deeper inspection and diagnostic capabilities [Herm et al., 2022, Marcinkevics and Vogt, 2023]. Recent research emphasizes human-centered approaches to XAI, ensuring explanations are not only technically correct but also comprehensible and helpful across user groups [Kong et al., 2024, Al-Ansari et al., 2024, Liao et al., 2021]. Embedding multiple complementary methods directly into the ML workflow can bridge the gap between theoretical advances in XAI and practical adoption [Guo et al., 2024].

In this paper, we present the design, implementation, and evaluation of an interactive explainability module integrated into DashAI, a no-code ML software. The system incorporates three XAI techniques: Partial Dependence Plots (PDP) [Hooker et al., 2019], Permutation Feature Importance (PFI) [Molnar et al., 2020], and KernelSHAP [Aas et al., 2019], to provide global and local explanations of tabular classification models.

We validate the module through a user study ($N = 20$) with novices and ML experts, evaluating usability, satisfaction, and trust in the explanations.

The contributions of this paper are as follows:

- Integration of three complementary XAI methods (PDP, PFI, KernelSHAP) into a no-code ML workflow.
- A user study with $N = 20$ indicating a task success ratio, a System Usability Score (SUS) and overall positive satisfaction across groups.
- Insights into differences between novices and experts, with implications for future human-centered XAI design.

The remainder of this paper is organized as follows: Section 2 reviews related work in explainable AI toolkits and interfaces. Section 3 presents the system and its explainability module. Section 4 details the user study design. Section 5 reports the results, and Section 6 makes conclusions with future directions.

2 Related Work

Research in Explainable Artificial Intelligence (XAI) has yielded a diverse range of methods, libraries, and interfaces designed to enhance the transparency of machine learning models. However, the extent

to which these approaches integrate into no-code environments and how different user groups perceive them remains an open question.

Building on this foundation, several empirical studies have investigated how humans interact with explanations of machine learning systems [Narayanan et al., 2018]. Early work has shown that local explanation methods such as LIME [Ribeiro et al., 2016] and SHAP [Sundararajan and Najmi, 2020] can improve users’ ability to understand model predictions [Sathyan et al., 2022, Ma et al., 2023, Chiesa-Estomba et al., 2023]. Subsequent research examined how explanation quality impacts user trust, satisfaction, and reliance on automated decisions, but results remain mixed [Papenmeier et al., 2022, Pareek et al., 2024, Westphal et al., 2023]. More recent studies have highlighted the role of visualization in shaping interpretability and trust, particularly through attention-based methods in text classification and medical contexts [Parra et al., 2019, Carvallo et al., 2025]. Meanwhile, tools like Tsundoku demonstrate how explainability can be embedded into human-centered AI systems [Graells-Garrido et al., 2025].

Moving beyond technical correctness, scholars have increasingly emphasized the usability of XAI as a key concern. Human–Computer Interaction (HCI) research emphasizes that explanations must not only be accurate but also understandable and useful for decision-making [Picard et al., 2023, Reddy, 2024]. To this end, several studies have proposed design guidelines and evaluation frameworks for human-centered XAI, incorporating measures such as the System Usability Scale (SUS), Explanation Satisfaction Scale (ESS), and Trust in Automation (TiA) [Kong et al., 2024, Mohseni et al., 2018, Rong et al., 2022]. These metrics enable systematic evaluation of how explanations influence user confidence, understanding, and reliance on AI systems.

In parallel with these efforts, no-code machine learning platforms have sought to democratize AI by allowing users to train and deploy models without programming. Platforms such as Google Cloud AutoML, H2O Driverless AI, Orange3, KNIME, and RapidMiner are increasingly used by business analysts, domain experts, and educators. However, explainability in these systems is often restricted to simple global feature importance or static plots, without interactive or user-centered explanation modules [Tian and Che, 2024]. Only a small number of studies have explicitly examined XAI in no-code or low-code settings, limited to a survey on natural language explanations [Cambria et al., 2023] and the XEdgeAI framework for human-centered industrial inspection [Nguyen et al., 2024]. While there is a clear and growing need for robust explanation capabilities in these no-code platforms, research efforts to address this demand remain scarce. Additionally, there is a lack of empirical evidence on how diverse user groups actually interact with explainability modules in no-code environments.

Most prior work has concentrated on isolated evaluations of single explanation methods [Bodria et al., 2021, Waa et al., 2021], and rigorous comparisons of novices and experts remain scarce. Addressing this gap is crucial to ensure that explainability in no-code ML platforms is not only technically accurate but also usable, trustworthy, and accessible across heterogeneous audiences.

3 System Description

3.1 Overview of DashAI

DashAI is an open-source no-code machine learning (ML) software to democratize access to AI technologies for a diverse range of users. The system provides a graphical user interface that guides users through the complete ML workflow without requiring programming skills or advanced expertise in statistics or computer science. The home screen (Figure 1) offers access to the core modules: *Datasets*, *Experiments*, *Predictions*, *Explainers*, and *Plugins*. This design emphasizes usability, allowing novices and domain experts to orient themselves quickly and navigate the available functionalities.

Once a dataset is uploaded, users can configure and train models through the *Experiments* module. Figure 2(a) shows the experiment setup interface, where users select algorithms, adjust configurations, and track models within an experiment. Trained models can then be deployed to generate predictions, as illustrated in Figure 2(b), which presents the *Predictions* module summarizing results for new datasets.

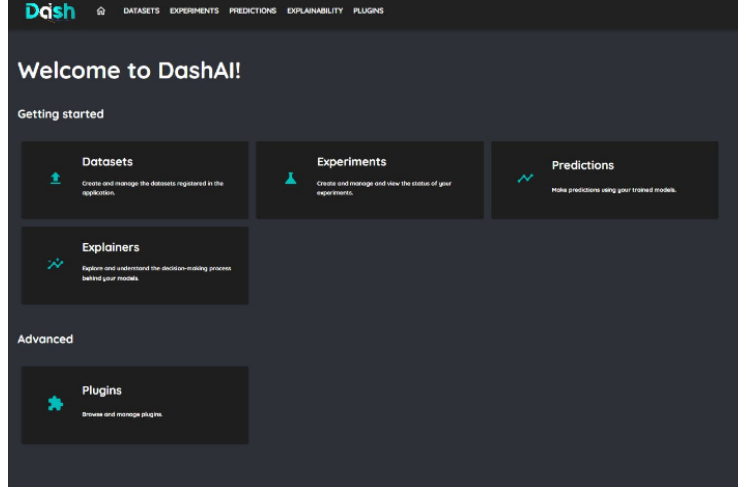
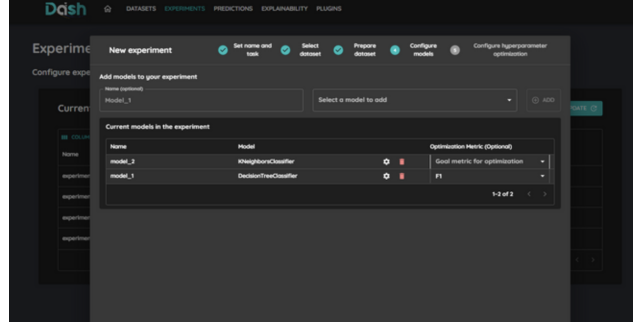
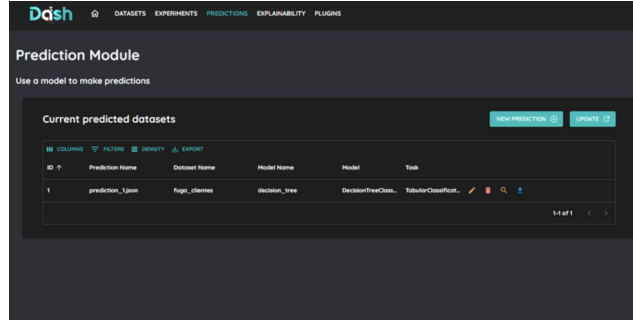


Figure 1: Home view of DashAI. Users can access datasets, create experiments, run predictions, explore explainability tools, and manage plugins.



(a) Experiment configuration and training module.



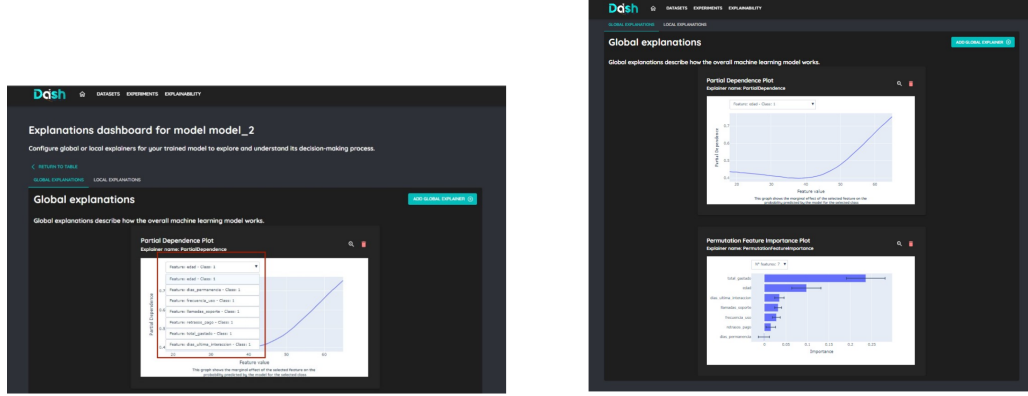
(b) Prediction module for applying trained models to new data.

Figure 2: Experiment and prediction modules in DashAI. Users configure and train models (a), and subsequently apply them to unseen data for prediction (b).

3.2 Explainability Module

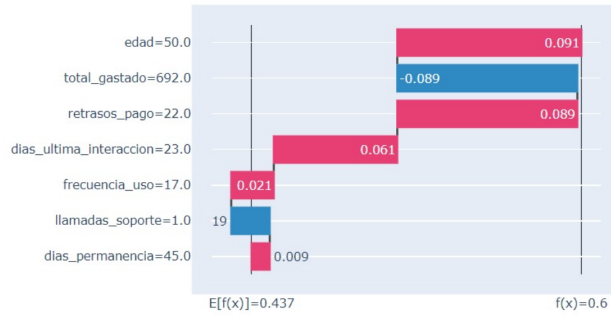
The explainability module was designed to provide both global and local insights into trained models. It integrates three complementary techniques: Partial Dependence Plots (PDP), Permutation Feature Importance (PFI), and KernelSHAP. These are embedded directly into the workflow so that users can interpret their models immediately after training, without relying on external tools.

These modules are the focus of the user study in the next section. Figure 3 summarizes the explanation methods integrated into DashAI. *PDP* (Fig. 3a) shows how changes in a single feature affect the predicted probability of the target class. *PFI* (Fig. 3b) ranks features by estimating the performance drop



(a) Partial Dependence Plot (PDP).

(b) Permutation Feature Importance (PFI).



(c) SHAP local explanation.

Figure 3: Explainability module in DashAI. PDP (a) and PFI (b) provide global insights into model behavior, while SHAP (c) illustrates local instance-level explanations.

when each variable is randomly permuted. Together, these global explanations provide an overview of model behavior and highlight the most influential variables. In addition, *KernelSHAP* (Fig. 3c) offers local explanations by decomposing an individual prediction into feature-level contributions, helping users understand why the model produced a specific outcome for a given instance.

4 User Study

4.1 Study Design

We conducted a between-subjects user study with $N = 20$ participants (Novices $n = 10$, Experts $n = 10$) to evaluate the *explainability module* of DashAI. Participants were randomly assigned to two experimental conditions: *Scenario A* (progressive analysis, where explanations were generated and analyzed sequentially: PDP, PFI, and KernelSHAP) and *Scenario B* (combined analysis, where the three explanations were generated and analyzed together). Each scenario included 5 novices and 5 experts.

The overall user test originally consisted of eleven tasks (see Annex A). Tasks T1–T6 covered general workflow steps such as loading datasets, training models, and exploring results, which are necessary prerequisites for obtaining explanations. However, for the purposes of this work we focus exclusively on Tasks T7–T11, which directly involve the explainability module.

The study goals were twofold: (i) assess the usability of the explainability interface, and (ii) measure user satisfaction with the explanations. Each session lasted approximately one hour and included task execution, administration of questionnaires and a brief semi-structured interview (see Annex D).

Participants completed the following explanation-related tasks:

1. Open the explainability dashboard.
2. Generate and interpret a PFI explanation.
3. Generate and interpret a PDP explanation.
4. Generate and interpret a KernelSHAP explanation for a specific instance.
5. Generate and compare the three methods together.

4.2 Evaluation Metrics

- **Task success:** measured as the percentage of participants completing each of the five explainability tasks successfully (Annex A).
- **Satisfaction with explanations:** measured using the Explanation Satisfaction Scale (ESS) [Hoffman et al., 2018], which evaluates eight dimensions of explanation quality: comprehension, satisfaction, sufficiency of details, completeness, usability, usefulness, accuracy, and trust (see Annex B).
- **Trust in automation:** measured using four subscales of the Trust in Automation (TiA) questionnaire (Annex C), covering familiarity, predictability, propensity to trust, and confidence in automation. This scale complements ESS by focusing specifically on how explainability influences user confidence in AI-assisted decision-making.

5 Results

Task success. All explainability tasks achieved $\geq 80\%$ success (Table 1), indicating good usability of the module. Most errors occurred in T9–T11, typically during generation, analysis and comparison for local (KernelSHAP) and global explanations.

Table 1: Explainability tasks: success rates ($N = 20$).

Task ID	Description	Success (%)
T7	Open explainability dashboard	100
T8	Generate and analyze PFI	100
T9	Generate and analyze PDP	90
T10	Generate and analyze KernelSHAP	80
T11	Compare PDP, PFI, and KernelSHAP	90

Reliability and statistical methods. To ensure validity of questionnaire data, we first assessed internal consistency of the ESS and TiA using Cronbach’s alpha, a standard reliability coefficient. Values above $\alpha = 0.7$ are commonly considered acceptable, while lower values suggest caution in interpretation. In addition, group comparisons were conducted with non-parametric Mann–Whitney U tests (suitable for small, independent groups), and novice–expert differences were further explored through logistic regression with a median-split transformation of average scores.

Satisfaction with explanations (ESS). The ESS achieved $\alpha = 0.74$, indicating acceptable reliability. Median scores showed strong agreement with usefulness and accuracy ($\tilde{X} = 5$), while comprehension, satisfaction, sufficiency of details, completeness, usability, and trust obtained a median of 4. This suggests that participants found explanations helpful, reasonably detailed, and trustworthy.

A Mann–Whitney U test showed no significant differences between progressive (Scenario A) and combined (Scenario B) workflows ($U = 38$, $p = 0.38$). Logistic regression comparing novices and experts yielded a marginally significant effect ($p = 0.082$), with novices rating explanations more positively overall. Novices emphasized transparency and reassurance, whereas experts were more critical of sufficiency of details and completeness.

Figures 4 illustrate these results. Novices (Fig. 4a) concentrated their responses in *Agree/Strongly Agree*, particularly on usefulness, accuracy, and trust. Experts (Fig. 4b) displayed greater variability and some disagreement, consistent with their higher expectations for diagnostic depth.

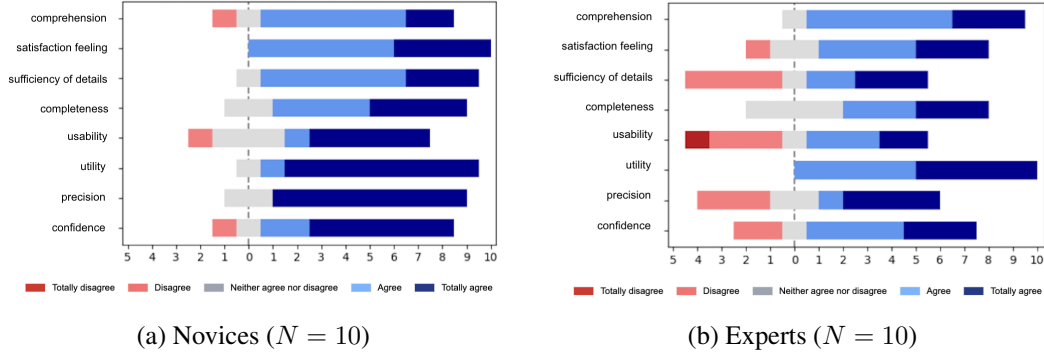


Figure 4: ESS responses by user group. Diverging Likert with disagreement (left) and agreement (right).

Trust in automation (TiA). The TiA subscales yielded $\alpha = 0.60$, indicating questionable reliability. While results should be interpreted with caution, they provide complementary insights. Participants reported moderate to high agreement on predictability and confidence, suggesting that explanations improved their ability to judge when to rely on the model. Familiarity and propensity to trust varied more strongly: novices tended to trust the system more readily, while experts were more reserved. These exploratory findings indicate that explainability not only supports understanding but also shapes confidence in AI-assisted decision-making.

In sum, the study shows that: (i) the explainability module was usable, with high task success rates ($\geq 80\%$); (ii) ESS results confirmed high perceived usefulness, accuracy, and moderate trust, with novices rating explanations more positively than experts; and (iii) TiA responses, though less reliable, suggest that explainability enhanced perceived predictability and confidence, especially for novices.

Taken together, these findings highlight a central tension in designing XAI for no-code environments. Novices benefit from simple, visually intuitive explanations that build trust and transparency, while experts require depth, technical insights to diagnose errors and validate robustness. Balancing these divergent needs underscores the importance of adaptive explanation strategies that adjust depth and interpretability to user expertise and task context.

6 Conclusions

We presented a user study ($N = 20$, including both ML novices and experts) of an explainability module integrated into a no-code ML software. The module combines PDP, PFI, and KernelSHAP to provide global and local explanations within the workflow. Results indicate a consistently high task success rate ($\geq 80\%$) across all explainability tasks. Novices rated the explanations as useful, accurate, and trustworthy on the Explanation Satisfaction Scale (ESS, Cronbach’s $\alpha = 0.74$), whereas experts were more critical, particularly regarding sufficiency and completeness. Explanations also improved perceived predictability and confidence according to the Trust in Automation (TiA, $\alpha = 0.60$), with novices reporting higher levels of trust than experts. Overall, these findings highlight the importance of human-centered XAI in no-code platforms, where accessibility and trust-building for beginners must be balanced with diagnostic depth for expert users. Future work will extend this approach to explanations for large language models (LLMs), focusing on reasoning processes and interactive, context-aware interpretability to better support diverse user needs.

Acknowledgments

This work was supported by ANID Basal Fund, National Center for Artificial Intelligence CENIA FB210017, Millennium Science Initiative Program Code ICN17_002, Postdoctoral FONDECYT grant 3240001, FONDECYT regular grant 1231724, and ANID FONDEF grant ID25I10330.

References

- K. Aas, Martin Jullum, and Anders Løland. Explaining individual predictions when features are dependent: More accurate approximations to shapley values. *ArXiv*, abs/1903.10464, 2019. doi: 10.1016/J.ARTINT.2021.103502.
- Noor Al-Ansari, Dena Al-Thani, and Reem S. Al-Mansoori. User-centered evaluation of explainable artificial intelligence (xai): A systematic literature review. *Human Behavior and Emerging Technologies*, 2024. doi: 10.1155/2024/4628855.
- Shuroug A. Alowais, Sahar S. Alghamdi, Nada Alsuhebany, Tariq Alqahtani, Abdulrahman I. Alshaya, Sumaya N Almohareb, Atheer Aldairem, Mohammed A. Alrashed, Khalid Bin saleh, H. Badreldin, Majed S Al Yami, Shmeylan A. Al Harbi, and Abdulkareem M. Albekairy. Revolutionizing healthcare: the role of artificial intelligence in clinical practice. *BMC Medical Education*, 23, 2023. doi: 10.1186/s12909-023-04698-z.
- Mike Ananny and K. Crawford. Seeing without knowing: Limitations of the transparency ideal and its application to algorithmic accountability. *New Media Society*, 20:973 – 989, 2018. doi: 10.1177/1461444816676645.
- Vaishak Belle and I. Papantonis. Principles and practice of explainable machine learning. *Frontiers in Big Data*, 4, 2020. doi: 10.3389/fdata.2021.688969.
- Umang Bhatt, Alice Xiang, Shubham Sharma, Adrian Weller, Ankur Taly, Yunhan Jia, Joydeep Ghosh, R. Puri, J. Moura, and P. Eckersley. Explainable machine learning in deployment. *Proceedings of the 2020 Conference on Fairness, Accountability, and Transparency*, 2019. doi: 10.1145/3351095.3375624.
- F. Bodria, F. Giannotti, Riccardo Guidotti, Francesca Naretto, D. Pedreschi, and S. Rinzivillo. Benchmarking and survey of explanation methods for black box models. *Data Mining and Knowledge Discovery*, 37:1719–1778, 2021. doi: 10.1007/s10618-023-00933-9.
- Nadia Burkart and Marco F. Huber. A survey on the explainability of supervised machine learning. *ArXiv*, abs/2011.07876, 2020. doi: 10.1613/jair.1.12228.
- E. Cambria, Lorenzo Malandri, Fabio Mercorio, Mario Mezzanzanica, and Navid Nobani. A survey on xai and natural language explanations. *Inf. Process. Manag.*, 60:103111, 2023. doi: 10.1016/j.ipm.2022.103111.
- Longbing Cao. Ai in finance: challenges, techniques, and opportunities. *ACM Computing Surveys (CSUR)*, 55(3):1–38, 2022.
- Andrés Carvallo, Denis Parra, Peter Brusilovsky, Hernan Valdivieso, Gabriel Rada, Ivania Donoso, and Vladimir Araujo. User perception of attention visualizations: Effects on interpretability across evidence-based medical documents. In *International Workshop on Human-AI Collaboration*, pages 71–80. Springer, 2025.
- C. Chiesa-Estomba, M. Graña, Bader Aldughayfiq, Farzeen Ashfaq, Noor Zaman Jhanjhi, and M. Humayun. Explainable ai for retinoblastoma diagnosis: Interpreting deep learning models with lime and shap. *Diagnostics*, 13, 2023. doi: 10.3390/diagnostics13111932.
- Valentina Franzoni. From black box to glass box: Advancing transparency in artificial intelligence systems for ethical and trustworthy ai. *Computational Science and Its Applications*, pages 118–130, 2023. doi: 10.1007/978-3-031-37114-1.
- Eduardo Graells-Garrido, Nicolás García, and Andrés Carvallo. Tsundoku: A python toolkit for social network analysis. *SoftwareX*, 29:102008, 2025.
- G. Guo, Dustin Arendt, and A. Endert. Explainability in jupyterlab and beyond: Interactive xai systems for integrated and collaborative workflows. *ArXiv*, abs/2404.02081, 2024. doi: 10.48550/arXiv.2404.02081.

- Vikas Hassija, V. Chamola, Atmesh Mahapatra, Abhinandan Singal, Divyansh Goel, Kaizhu Huang, Simone Scardapane, Indro Spinelli, Mufti Mahmud, and Amir Hussain. Interpreting black-box models: A review on explainable artificial intelligence. *Cognitive Computation*, 16:45–74, 2023. doi: 10.1007/s12559-023-10179-8.
- L. Herm, K. Heinrich, Jonas Wanner, and Christian Janiesch. Stop ordering machine learning algorithms by their explainability! a user-centered investigation of performance and explainability. *Int. J. Inf. Manag.*, 69:102538, 2022. doi: 10.1016/j.ijinfomgt.2022.102538.
- Robert R Hoffman, Shane T Mueller, Gary Klein, and Jordan Litman. Metrics for explainable ai: Challenges and prospects. *arXiv preprint arXiv:1812.04608*, 2018.
- G. Hooker, L. Mentch, and Siyu Zhou. Unrestricted permutation forces extrapolation: variable importance requires at least one more model, or there is no free variable importance. *Statistics and Computing*, 31, 2019. doi: 10.1007/s11222-021-10057-z.
- Md. Rezaul Karim, Tanhim Islam, O. Beyan, C. Lange, Michael Cochez, Dietrich Rebholz-Schuhmann, and Stefan Decker. Explainable ai for bioinformatics: Methods, tools, and applications. *Briefings in bioinformatics*, 2022. doi: 10.48550/arXiv.2212.13261.
- Xiangwei Kong, Shujie Liu, and Luhao Zhu. Toward human-centered xai in practice: A survey. *Mach. Intell. Res.*, 21:740–770, 2024. doi: 10.1007/s11633-022-1407-3.
- Moritz Körber. Theoretical considerations and development of a questionnaire to measure trust in automation. In *Congress of the International Ergonomics Association*, pages 13–30. Springer, 2018.
- Luyun Li and Zhanwei Wu. How can no/low code platforms help end-users develop ml applications? - a systematic review. *HCI International*, pages 338–356, 2022. doi: 10.1007/978-3-031-21707-4.
- Q. Liao, Microsoft Research, Canada Kush, R. Varshney, and Kush R. Varshney. Human-centered explainable ai (xai): From algorithms to user experiences. *ArXiv*, abs/2110.10790, 2021.
- Scott M Lundberg and Su-In Lee. A unified approach to interpreting model predictions. *Advances in neural information processing systems*, 30, 2017.
- Xianlin Ma, M. Hou, J. Zhan, and Z. Liu. Interpretable predictive modeling of tight gas well productivity with shap and lime techniques. *Energies*, 2023. doi: 10.3390/en16093653.
- Varun Magesh, Faiz Surani, Matthew Dahl, Mirac Suzgun, Christopher D Manning, and Daniel E Ho. Hallucination-free? assessing the reliability of leading ai legal research tools. *Journal of Empirical Legal Studies*, 22(2):216–242, 2025.
- Ricards Marcinkevics and Julia E. Vogt. Interpretable and explainable machine learning: A methods-centric overview with concrete examples. *Wiley Interdisciplinary Reviews: Data Mining and Knowledge Discovery*, 13, 2023. doi: 10.1002/widm.1493.
- Sina Mohseni, Niloofar Zarei, and E. Ragan. A multidisciplinary survey and framework for design and evaluation of explainable ai systems. *ACM Trans. Interact. Intell. Syst.*, 11:24:1–24:45, 2018. doi: 10.1145/3387166.
- Christoph Molnar, Gunnar König, B. Bischl, and Giuseppe Casalicchio. Model-agnostic feature importance and effects with dependent features - a conditional subgroup approach. *Data Min. Knowl. Discov.*, 38:2903–2941, 2020. doi: 10.1007/s10618-022-00901-9.
- Menaka Narayanan, Emily Chen, Jeffrey He, Been Kim, S. Gershman, and F. Doshi-Velez. How do humans understand explanations from machine learning systems? an evaluation of the human-interpretability of explanation. *ArXiv*, abs/1802.00682, 2018.
- M. Z. Naser. An engineer’s guide to explainable artificial intelligence and interpretable machine learning: Navigating causality, forced goodness, and the false perception of inference. *Automation in Construction*, 129:103821, 2021. doi: 10.1016/J.AUTCON.2021.103821.

- Truong Thanh Hung Nguyen, Phuc Truong Loc Nguyen, and Hung Cao. Xedgeai: A human-centered industrial inspection framework with data-centric explainable edge ai approach. *Inf. Fusion*, 116: 102782, 2024. doi: 10.48550/arXiv.2407.11771.
- A. Papenmeier, Dagmar Kern, G. Englebienne, and C. Seifert. It’s complicated: The relationship between user trust, model accuracy and explanations in ai. *ACM Transactions on Computer-Human Interaction (TOCHI)*, 29:1 – 33, 2022. doi: 10.1145/3495013.
- Saumya Pareek, N. V. Berkel, Eduardo Velloso, and Jorge Goncalves. Effect of explanation conceptualisations on trust in ai-assisted credibility assessment. *Proceedings of the ACM on Human-Computer Interaction*, 8:1 – 31, 2024. doi: 10.1145/3686922.
- D Parra, H Valdivieso, A Carvallo, G Rada, K Verbert, and T Schreck. Analyzing the design space for visualizing neural attention in text classification. In *Proc. ieee vis workshop on vis x ai: 2nd workshop on visualization for ai explainability (visxai)*, 2019.
- Arthur Picard, Yazan Mualla, Franck Gechter, and Stéphane Galland. Human-computer interaction and explainability: Intersection and terminology. In Davide Calvaresi, Amro Najjar, Michael Winikoff, and Kary Främling, editors, *Explainable and Transparent AI and Multi-Agent Systems*, pages 214–236. Springer, 2023. doi: 10.1007/978-3-031-44067-0.
- S. T. Anand Reddy. Human-computer interaction techniques for explainable artificial intelligence systems. *Research Review: Machine Learning and Cloud Computing*, 3(1):1–7, 2024. doi: 10.46610/rtaia.2024.v03i01.001.
- Marco Tulio Ribeiro, Sameer Singh, and Carlos Guestrin. " why should i trust you?" explaining the predictions of any classifier. In *Proceedings of the 22nd ACM SIGKDD international conference on knowledge discovery and data mining*, pages 1135–1144, 2016.
- Matthias C Rillig and Atoosa Kasirzadeh. Ai personal assistants and sustainability: Risks and opportunities. *Environmental Science Technology*, 58(17):7237–7239, 2024.
- Yao Rong, Tobias Leemann, Thai trang Nguyen, Lisa Fiedler, Peizhu Qian, Vaibhav Unhelkar, Tina Seidel, Gjergji Kasneci, and Enkelejda Kasneci. Towards human-centered explainable ai: A survey of user studies for model explanations. *IEEE Transactions on Pattern Analysis and Machine Intelligence*, 46:2104–2122, 2022. doi: 10.1109/TPAMI.2023.3331846.
- Anoop Sathyan, Abraham Itzhak Weinberg, and Kelly Cohen. Interpretable ai for bio-medical applications. *Complex engineering systems (Alhambra, Calif.)*, 2, 2022. doi: 10.20517/ces.2022.41.
- Mukund Sundararajan and Amir Najmi. The many shapley values for model explanation. In *International conference on machine learning*, pages 9269–9278. PMLR, 2020.
- Leif Sundberg and J. Holmström. Democratizing artificial intelligence: How no-code ai can leverage machine learning operations. *Business Horizons*, 2023. doi: 10.1016/j.bushor.2023.04.003.
- Nipuna Thalpage. Unlocking the black box: Explainable artificial intelligence (xai) for trust and transparency in ai systems. *Journal of Digital Art Humanities*, 2023. doi: 10.33847/2712-8148.4.1.
- Junchi Tian and Chang Che. Automated machine learning: A survey of tools and techniques. *Journal of Industrial Engineering and Applied Science*, 2024. doi: 10.70393/6a69656173.323336.
- J. V. D. Waa, Elisabeth Nieuwburg, A. Cremers, and Mark Antonius Neerincx. Evaluating xai: A comparison of rule-based and example-based explanations. *Artif. Intell.*, 291:103404, 2021. doi: 10.1016/j.artint.2020.103404.
- Jonas Wanner, L. Herm, K. Heinrich, and Christian Janiesch. The effect of transparency and trust on intelligent system acceptance: Evidence from a user-based study. *Electronic Markets*, 32:2079 – 2102, 2022. doi: 10.1007/s12525-022-00593-5.
- Monika Westphal, Michael Vössing, G. Satzger, G. Yom-Tov, and A. Rafaeli. Decision control and explanations in human-ai collaboration: Improving user perceptions and compliance. *Comput. Hum. Behav.*, 144:107714, 2023. doi: 10.1016/j.chb.2023.107714.

Appendix

A User test tasks

Table 2 summarizes the eleven tasks designed for the user study. While all participants completed the full workflow, only Tasks 7–11 were directly related to the explainability module.

Table 2: User test tasks and success criteria.

ID	Task	Scenario	Success Criterion
T1	Load the <i>Twitter Sentiment Analysis</i> dataset	A and B	Dataset appears in the interface table
T2	Train a text classification model on the <i>Twitter Sentiment Analysis</i> dataset	A and B	Experiment runs successfully and appears in the interface
T3	Check results of the text classification model	A and B	User opens the tab showing the results
T4	Load the <i>customer churn</i> dataset and explore it	A and B	User opens the modal showing an example of the dataset
T5	Create an experiment with two KNN models	A and B	Experiment runs successfully and appears in the interface
T6	Check results of the KNN models	A and B	User opens the tab showing the results
T7	Select a KNN model and open its explainability dashboard	A and B	User accesses the explainability interface for the chosen model
T8	Implement PFI and analyze results	A	Explanation is displayed and user interprets it aloud
T9	Implement PDP and analyze results	A	Explanation is displayed and user interprets it aloud
T10	Implement KernelSHAP and analyze results	A	Explanation is displayed and user interprets it aloud
T11	Implement PFI, PDP, and KernelSHAP and analyze results jointly	B	Explanations are displayed and user interprets them aloud

B Explanation Satisfaction Scale (ESS)

The ESS questionnaire was administered to all participants. It contains eight statements that assess user satisfaction with model explanations. Each statement is rated on a 5-point Likert scale:

Strongly disagree, Disagree, Neither agree nor disagree, Agree, Strongly agree

The full questionnaire is reproduced below:

1. Based on the explanations, I understand how the trained model works.
2. The explanations of how the trained model works are satisfactory to me.
3. The explanations of how the trained model works contain sufficient details.
4. The explanations of how the trained model works appear complete to me.
5. The explanations of how the trained model works tell me how to use it.
6. The explanations of how the trained model works are useful for the intended goals.
7. The explanations of how the trained model works show me how accurate it is.
8. The explanations of the trained model allow me to judge when I should and should not trust it.

C Trust in Automation (TiA)

The TiA questionnaire was adapted from Korber et. al [Körber, 2018]. It included four subscales: *familiarity*, *predictability*, *propensity to trust*, and *confidence in automation*. Participants rated each item on a 5-point Likert scale (1 = Strongly Disagree, 5 = Strongly Agree).

The evaluated items are as follows:

1. I am familiar with systems similar to this one.
2. I can easily predict the system’s behavior based on my interactions.
3. I usually tend to trust automated systems.
4. I feel confident in relying on the model’s outputs after receiving explanations.
5. The system behaves in a way that I consider consistent with my expectations.

6. I would recommend using this system to others in similar tasks.
7. I am inclined to delegate decisions to this system when explanations are provided.
8. The system demonstrates competence in the tasks it was designed for.
9. Explanations make it easier to decide when to trust or not trust the system.
10. Overall, I feel comfortable trusting the automation in this software.

D Structured Interview on Explainability Module

The structured interviews conducted in the study follow a predefined sequence. For the purposes of this annex, we present only the explainability-related tasks (T7 onwards):

1. To familiarize participants with the explainability module and techniques, a demonstration video is shown. This video illustrates how to configure the explanation tools in the interface and how to interpret the results of each of the three implemented methods (PDP, PFI, and SHAP).
2. Depending on the assigned scenario, participants are asked to complete either tasks T7 to T10, or tasks T7 and T11. These tasks specifically involve interacting with the explanation methods and applying them to different model outputs.
3. Based on their interaction with the explainability interface, participants are asked to complete the ESS questionnaire and the following TiA subscales:
 - System comprehension/predictability
 - Trust in automation
4. Considering the complete experience with DashAI, participants are asked to complete the SUS questionnaire and the following TiA subscales:
 - Familiarity with similar systems
 - Propensity to trust an autonomous system
5. Finally, participants answer a set of open-ended questions to provide qualitative feedback on their experience with the explainability module.