

FedPS: Federated data Preprocessing via aggregated Statistics

Xuefeng Xu
University of Warwick
xuefeng.xu@warwick.ac.uk

Graham Cormode
University of Oxford
graham.cormode@cs.ox.ac.uk

February 12, 2026

Abstract

Federated Learning (FL) enables multiple parties to collaboratively train machine learning models without sharing raw data. However, before training, data must be preprocessed to address missing values, inconsistent formats, and heterogeneous feature scales. This preprocessing stage is critical for model performance but is largely overlooked in FL research. In practical FL systems, privacy constraints prohibit centralizing raw data, while communication efficiency introduces further challenges for distributed preprocessing. We introduce FedPS, a unified framework for federated data preprocessing based on aggregated statistics. FedPS leverages data-sketching techniques to efficiently summarize local datasets while preserving essential statistical information. Building on these summaries, we design federated algorithms for feature scaling, encoding, discretization, and missing-value imputation, and extend preprocessing-related models such as k -Means, k -Nearest Neighbors, and Bayesian Linear Regression to both horizontal and vertical FL settings. FedPS provides flexible, communication-efficient, and consistent preprocessing pipelines for practical FL deployments.

1 Introduction

Data preprocessing (García et al., 2016) is a vital stage of the machine learning pipeline, transforming raw inputs into clean, structured, and analyzable forms. In tabular data, common preprocessing tasks include handling missing values, normalizing feature scales, and encoding categorical variables. Effective preprocessing improves model accuracy, accelerates convergence, and enhances interpretability. Yet despite its importance to model performance, preprocessing remains largely neglected in federated learning (Kairouz et al., 2021), where multiple entities collaboratively train a model on decentralized data.

Most federated learning research focuses on improving training algorithms (McMahan et al., 2017; Stich, 2019; Karimireddy et al., 2020; Li et al., 2020a,b), typically assuming that data has already been cleaned and transformed. This assumption hides a significant practical bottleneck: without consistent and reliable preprocessing, even state-of-the-art federated learning algorithms fail to achieve their full potential. In practical federated systems, preprocessing introduces distinct challenges. Privacy constraints prohibit centralizing raw data for joint preparation, communication efficiency limits the information clients can exchange, and data heterogeneity across clients complicates the design of consistent preprocessing pipelines.

We discuss several possible strategies for preprocessing in FL and highlight their limitations.

Option 1: Centralized preprocessing. Many simulation-based FL studies preprocess the data centrally before partitioning it among clients. While this ensures consistent preprocessing and strong baselines, it is infeasible in real deployments. Centralized preprocessing requires collecting raw data, which directly violates FL’s foundational privacy constraints. Thus, it is suitable only for simulation, not practical for FL.

Option 2: No preprocessing. One may simply train on raw, unprocessed data, avoiding privacy issues but severely compromising model performance. Real-world data is often incomplete, inconsistent, or heterogeneously scaled, all of which harm convergence and generalization. As shown in Section 5, models trained without preprocessing perform substantially worse than those using properly prepared data.

Option 3: Transfer preprocessing. Another approach is to reuse preprocessing parameters derived from public datasets or pretrained models (Qi and Wang, 2024). While this avoids learning from private data, its success hinges on the similarity between public and private datasets, an unrealistic assumption

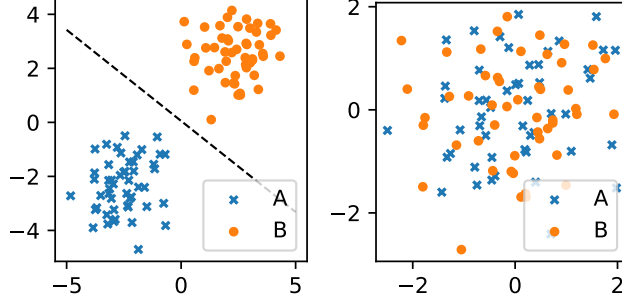


Figure 1: Illustration of inconsistent local scaling. Clients A and B hold data with different label distributions. The raw data is linearly separable (left). After each client applies local standardization, the combined data becomes no longer linearly separable (right).

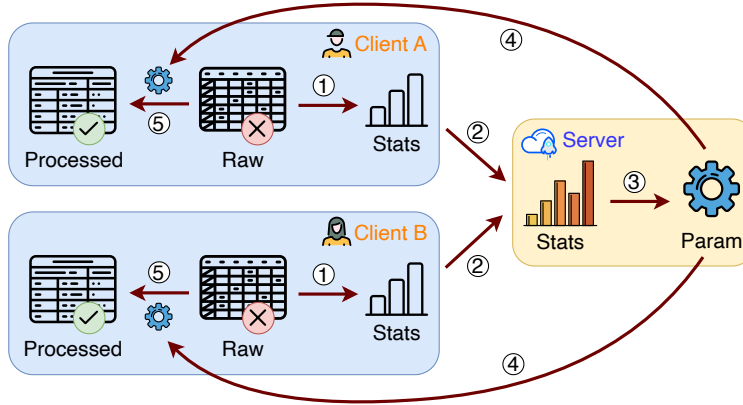


Figure 2: Overview of federated data preprocessing in FedPS.

in heterogeneous FL environments. Transfer techniques may handle basic format alignment but fail for distribution-dependent tasks such as imputation or discretization.

Option 4: Local preprocessing. Each client may preprocess its own data locally, preserving privacy but sacrificing cross-client consistency. In non-IID (independent and identically distributed) settings (Li et al., 2022), local transformations (e.g., normalization) can distort the global data distribution. Figure 1 illustrates how independent standardization can render previously well-separated classes non-separable. Our experiments (Section 5) show that inconsistent local preprocessing may degrade performance even below using raw data, underscoring the need for coordinated preprocessing. **Option 5: Federated preprocessing.** Federated preprocessing overcomes the limitations above by coordinating preprocessing without exposing raw data. As illustrated in Figure 2, this approach consists of five steps: ① Compute local statistics; ② Share and aggregate statistics; ③ Derive preprocessing parameters; ④ Broadcast parameters to clients; ⑤ Apply preprocessing locally. This paradigm ensures consistency, keeps raw data local, and addresses challenges posed by non-IID data distributions.

We present FedPS¹, a unified framework and open-source library for federated data preprocessing. FedPS comprises two complementary components: (1) a general workflow for federated preprocessing based on aggregated statistics, illustrated in Figure 2, and (2) a comprehensive suite of preprocessing methods that instantiate this workflow. To demonstrate the framework’s flexibility and practical utility, we implement a broad range of preprocessing techniques spanning scaling, encoding, transformation, discretization, and imputation. These methods leverage data-sketching techniques (Cormode and Yi, 2020) to support communication-efficient computation of complex global statistics (e.g., quantiles, frequent items). We further extend core preprocessing-related models, including k -Means (Lloyd, 1982), k -Nearest Neighbors, and Bayesian Linear Regression (Tipping, 2001), to both horizontal and vertical FL settings, making the library flexible

¹<https://github.com/xuefeng-xu/fedps>

and applicable across diverse federated data preprocessing scenarios.

Our main contributions are summarized as follows:

- We introduce FedPS, a unified framework for federated preprocessing that maintains consistency across clients through summarization, aggregation, and parameter distribution (Section 3.1).
- We implement comprehensive preprocessing methods leveraging data-sketching techniques for communication-efficient computation of complex global statistics (Section 3.1).
- We analyze the sufficient statistics and communication costs required by different preprocessing operations, providing practical guidance for scalable deployment in federated settings (Section 3.2).
- We develop federated Bayesian linear regression for both horizontal and vertical settings, enabling sophisticated model-based preprocessing while avoiding cross-client feature interactions (Section 4).
- Our empirical results across various datasets indicate that federated preprocessing significantly surpasses both local preprocessing and raw data baselines, particularly in heterogeneous data contexts, thereby confirming the efficacy of federated preprocessing (Section 5).

The rest of the paper is organized as follows. Section 2 reviews techniques foundational to federated preprocessing. Section 3 presents the FedPS framework. Section 4 develops federated Bayesian linear regression. Section 5 reports empirical results, followed by discussion in Section 6 and conclusions in Section 7.

2 Preliminaries

2.1 Data Preprocessing

Data preprocessing refers to the collection of techniques used to prepare raw data for downstream analysis or modeling. In tabular data, each column represents a feature, and preprocessing is often applied to individual columns, although operations involving multiple columns are also possible. Common steps include feature scaling, encoding, discretization, imputation of missing values, and other transformations tailored to specific learning tasks. Mature software packages such as *Scikit-learn* (Pedregosa et al., 2011) provide standardized and reliable implementations of these techniques.

2.2 Federated Learning

Federated learning is a distributed paradigm where multiple clients collaboratively train a model without sharing their raw data. A central challenge is communication cost, since exchanging large volumes of information can be inefficient. The FedAvg algorithm (McMahan et al., 2017) mitigates this by allowing several rounds of local updates before aggregation, thereby reducing the required number of communication rounds. Another difficulty is data heterogeneity. Clients may hold data drawn from different distributions, and these differences can lead to divergent updates when local models are combined by simple averaging. A variety of methods have been proposed to improve stability under heterogeneous data (Li et al., 2020a,b).

Federated learning is typically divided into two settings based on data partitioning. Horizontal FL is when clients share the same feature space but hold different examples. Vertical FL is when clients share a common identifier space but possess different feature spaces. Since most preprocessing methods operate on each feature separately, our main focus is on the horizontal setting, with vertical extensions introduced when required.

2.3 Statistics Aggregation

In federated learning, each client computes local statistics or summaries and transmits them to the server, which then aggregates them into global quantities. Basic statistics such as the minimum, maximum, sum, mean, and variance are straightforward to compute in a distributed manner with minimal communication. Set union can also be performed by merging local sets. More complex quantities, such as quantiles and frequent items, require specialized algorithms to achieve both accuracy and communication efficiency.

Quantiles. Quantiles divide the dataset into equal sized partitions. Computing them exactly requires storing the entire dataset (Munro and Paterson, 1980), which is impractical in federated settings due to the associated communication cost. Approximate quantile algorithms based on data sketches are therefore preferred. Examples include the KLL sketch (Karnin et al., 2016), which provides additive error guarantees, and the REQ sketch (Cormode et al., 2023), which provides multiplicative error guarantees. Both are designed to operate efficiently in distributed environments.

Frequent Items. Identifying the most common items in a dataset requires counting all occurrences, which is expensive when performed exactly. Frequent item sketches (Anderson et al., 2017) provide a compact approximation. In our implementation, we use the *DataSketches* library (The DataSketches Authors, 2023), which offers an effective balance between accuracy and communication cost.

2.4 Bayesian Linear Regression

Bayesian linear regression (BLR) (Tipping, 2001; Bishop, 2006) is an important tool within preprocessing, used for imputation of missing values. It formulates linear regression within a probabilistic framework by placing a prior distribution over the model parameters ω . A common choice is an isotropic Gaussian prior with zero mean $p(\omega | \alpha) = \mathcal{N}(\omega | \mathbf{0}, \alpha^{-1}\mathbf{I})$, where α denotes the prior precision. Given the data matrix \mathbf{X} and label \mathbf{Y} , and assuming Gaussian noise precision β , the posterior distribution over ω is also Gaussian: $p(\omega | \mathbf{X}, \mathbf{Y}, \beta) = \mathcal{N}(\omega | \hat{\omega}, \Sigma)$, with posterior mean and covariance given by:

$$\hat{\omega} = \beta \Sigma^{-1} \mathbf{X}^\top \mathbf{Y}, \quad \Sigma = \alpha \mathbf{I} + \beta \mathbf{X}^\top \mathbf{X}. \quad (1)$$

The hyperparameters α and β follow Gamma hyperpriors $p(\alpha) = \text{Gamma}(\alpha | a_1, a_2)$, $p(\beta) = \text{Gamma}(\beta | b_1, b_2)$, where $\text{Gamma}(\alpha | a, b) = \Gamma(a)^{-1} b^a \alpha^{a-1} e^{-b\alpha}$. Since α and β cannot be computed in closed form, they are updated iteratively together with $\hat{\omega}$ and Σ as described in Appendix A of Tipping (2001):

$$\alpha = \frac{n - \gamma + 2a_1}{\varepsilon + 2a_2}, \quad \beta = \frac{\gamma + 2b_1}{\|\hat{\omega}\|_2^2 + 2b_2}, \quad \gamma = \sum_i \frac{\alpha \Lambda_i}{\beta + \alpha \Lambda_i}, \quad \varepsilon = \|\mathbf{Y} - \mathbf{X}\hat{\omega}\|_2^2. \quad (2)$$

Here, Λ_i denotes the i -th eigenvalue of $\mathbf{X}^\top \mathbf{X}$. Equivalently, letting $\mathbf{X} = \mathbf{U}\mathbf{S}\mathbf{V}^\top$ be the singular value decomposition of \mathbf{X} , we have $\mathbf{\Lambda} = \mathbf{S}^2$. Using this decomposition, the inverse of Σ in Equation (1) can be computed efficiently as $\Sigma^{-1} = \mathbf{V}(\alpha \mathbf{I} + \beta \mathbf{\Lambda})^{-1} \mathbf{V}^\top$, which avoids explicitly inverting a large dense matrix.

3 Federated Data Preprocessing

In this section, we present FedPS, a unified framework for federated preprocessing via aggregated statistics, describing representative methods and analyzing their communication costs.

3.1 The Framework

Federated preprocessing follows the workflow in Figure 2: clients compute local statistics (Step ①), which are aggregated at the server (Step ②). The server derives preprocessing parameters (Step ③), broadcasts them to clients (Step ④), who apply them locally (Step ⑤). We outline representative preprocessors.

Why these preprocessors? We select these methods to span a broad range of statistical complexity and practical relevance in federated learning. These are core techniques implemented in standard machine learning libraries, particularly *Scikit-learn*, which makes them both familiar to practitioners and representative of real-world preprocessing pipelines. *StandardScaler* represents perhaps the most commonly used normalization technique and relies only on first- and second-order moments. *KBinsDiscretizer* captures discretization methods based on ranges, quantiles, and clustering, allowing us to illustrate the use of quantile sketches and federated k -Means. *KNNImputer* and *IterativeImputer* represent substantially more complex imputers that operate in both horizontal and vertical settings and rely on nontrivial federated primitives such as k -NN regression and Bayesian linear regression. Together, these methods demonstrate how FedPS supports preprocessing from simple aggregations to iterative, model-based procedures, while maintaining compatibility with widely-used preprocessing libraries.

Table 1: Preprocessors and associated statistics.

Categories	Preprocessors	Formulation	Associated Statistics
Scaling	<i>MaxAbsScaler</i>	$x/ x _{\max}$	Max
	<i>MinMaxScaler</i>	$(x - x_{\min})/(x_{\max} - x_{\min})$	Min, Max
	<i>StandardScaler</i>	$(x - \mu)/\sigma$	Mean, Variance
	<i>RobustScaler</i>	$(x - Q_2)/(Q_3 - Q_1)$	Quantile
	<i>Normalizer</i>	$x/\ x\ $	Sum, Max
Encoding	<i>LabelBinarizer</i>	one-hot(y)	Set Union
	<i>MultiLabelBinarizer</i>	multi-hot(y)	Set Union
	<i>LabelEncoder</i>	ordinal(y)	Set Union
	<i>OneHotEncoder</i>	one-hot(x)	Set Union, Frequent items
	<i>OrdinalEncoder</i>	ordinal(x)	Set Union, Frequent items
	<i>TargetEncoder</i>	$\lambda(n_i) \frac{n_{iY}}{n_i} + (1 - \lambda(n_i)) \frac{n_Y}{n}$	Set Union, Mean, Variance
Transformation	<i>PowerTransformer</i>	$\psi(\lambda, x)$	Sum, Mean, Variance
	<i>QuantileTransformer</i>	$\text{CDF}(x), \Phi^{-1}(\text{CDF}(x))$	Quantile
	<i>SplineTransformer</i>	B-spline(x)	Min, Max, Quantile
Discretization	<i>Binarizer</i>	1 if $x > T$ else 0	–
	<i>KBinsDiscretizer</i>	j if $T_j \leq x < T_{j+1}$	Min, Max, Quantile, Mean
Imputation	<i>SimpleImputer</i>	mean(x), median(x), freq(x)	Mean, Quantile, Freq-items
	<i>KNNImputer</i>	mean(k -NN of x)	HFL: Min, Mean; VFL: Sum
	<i>IterativeImputer</i>	RegressionModel(x)	Sum

StandardScaler computes a global mean and variance. Each client reports three quantities: the sum of squared values $s = \sum_i x_i^2$, the sum of values $c = \sum_i x_i$, and the number of samples n (Step ①). The server aggregates these statistics by summation to obtain (S, C, N) (Step ②). After aggregation, the global mean is $\mu = C/N$ and the variance is $\sigma^2 = S/N - \mu^2$ (Step ③). This requires one data pass and one communication round. The server then sends μ and σ to clients (Step ④), who apply the transformation $(x - \mu)/\sigma$ (Step ⑤).

KBinsDiscretizer partitions continuous features into discrete bins using one of three strategies: uniform, quantile-based, or clustering-based. For uniform binning, clients compute local min/max values, which are aggregated at the server to obtain global bounds. The server sends these values to clients, who derive equal-width bin edges and use them for discretization. For quantile-based binning, clients construct local quantile sketches (Step ①), which the server merges to form a global sketch (Step ②). The resulting quantile-based bin edges are computed centrally (Step ③) and sent back to clients for discretization (Steps ④ and ⑤). For clustering-based binning, we employ federated k -Means (Appendix A.1). Clients iteratively contribute sufficient statistics of cluster assignments, while the server updates centroids by computing the global mean of points in each cluster. Final bin boundaries derived from the centroids are shared with clients.

KNNImputer fills missing values using the mean of the k nearest neighbors, based on a distance function that accounts for missing coordinates and normalizes by the number of valid comparisons (Dixon, 1979). We implement this via federated k -Nearest Neighbors Regression (Appendix A.2). In the horizontal setting, each client computes distances between its local samples and query samples and reports its smallest k distances to the server. The server aggregates these candidates to identify the global nearest neighbors and requests the corresponding feature values for imputation. In the vertical setting, distance computation is distributed across clients according to their feature subsets. Each client contributes partial distances, which the server aggregates and normalizes to determine the nearest neighbors used for imputation.

IterativeImputer treats each feature with missing values as a regression problem, predicting missing entries from all other features in an iterative, round-robin manner (Buck, 1960). This procedure resembles a simplified form of MICE (Buuren and Groothuis-Oudshoorn, 2011). The regression model is implemented using Federated Bayesian Linear Regression (Section 4). In each iteration, clients contribute the necessary second-order statistics, such as $\mathbf{X}^\top \mathbf{X}$ in the horizontal setting or $\mathbf{X}\mathbf{X}^\top$ in the vertical setting. The server aggregates these statistics to compute global regression parameters, which are then used to update missing

values before proceeding to the next iteration.

Other preprocessing methods, including *MinMaxScaler*, *OrdinalEncoder*, *PowerTransformer*, and others, follow the same principle: identify the sufficient statistics, aggregate them across clients, compute global parameters at the server, and broadcast them back. For clarity, we group methods into five categories: scaling, encoding, transformation, discretization, and imputation. Table 1 summarizes the sufficient statistics for each method, with further details in Appendix B.

Data heterogeneity is a common challenge in federated learning. Fortunately, the aggregated statistics we need are insensitive to distribution shifts among clients. Simple statistics such as minimum, maximum, sums, means, and variances are exact after aggregation. Quantile and frequent-item sketches maintain theoretical guarantees regardless of local distribution differences, making them well suited to heterogeneous environments.

3.2 Communication Overhead Analysis

Communication overhead is a critical element of federated learning. To assess the communication efficiency of different preprocessing methods, we analyze the statistics required by each method together with the resulting number of communication rounds and per client communication cost. Some preprocessors depend on a single aggregated statistic, while others require multiple statistics or iterative protocols. The total overhead is therefore determined by the combination of required statistics and their aggregation frequency.

We use the following parameters:

- n, m : number of samples and number of features in the training set.
- n' : number of samples in the test set.
- t : number of iterations in k -Means, power transform, and iterative imputation.
- k : method-dependent parameter such as number of clusters in k -Means, number of neighbors in k -Nearest Neighbors, or sketch size in frequent-item sketch.
- d : number of distinct categories (for encoding tasks).

Table 2 reorganizes preprocessing methods by the type of aggregated statistic they require, rather than by functionality. This view complements Table 1, which identifies sufficient statistics for each method. Here, our goal is to make explicit how different statistical primitives translate into communication rounds and asymptotic costs per client under horizontal and vertical data partitioning. When a preprocessor relies on multiple statistics, its communication cost is the sum of the corresponding components.

Table 2 summarizes the communication cost of aggregating each class of statistics. Simple statistics such as minimum, maximum, sum, mean, and variance require a constant amount of communication per feature, resulting in $O(m)$ cost per client. *Normalizer* needs sums or maxima per row, which gives $O(n)$ total cost. More complex methods incur higher overhead due to sketch-based summaries, iterative procedures, or pairwise sample interactions, as exemplified by quantile estimation, clustering-based discretization, and k -nearest neighbor imputation. Overall, the table highlights how FedPS supports a wide range of preprocessing methods while making their communication requirements explicit and comparable.

Encoding methods based on set union depend on the number of distinct categories d , while *TargetEncoder* requires mean and variance per category, giving $O(d)$ cost. Frequent-item sketches cost $O(k \log d)$ per feature. Quantile-based methods rely on KLL sketches (Karnin et al., 2016), whose communication cost follows the sketch size determined by error parameters ϵ and δ . REQ sketches (Cormode et al., 2023) can also be used when a relative error guarantee is needed.

For *KBinsDiscretizer* with k -means-based binning, the cost is $O(tkm)$. Quantile-based binning inherits the KLL sketch cost, while uniform binning requires only $O(m)$ communication since only min and max statistics are needed. For *KNNImputer*, the cost depends on the size of test set n' . In the horizontal setting, each client sends $O(n'k)$ distances per feature, and once the server identifies the nearest neighbors, the relevant clients send the associated $O(n'k)$ values in the worst case. This results in a cost of $O(n'km)$ per client. In the vertical setting, each client computes partial distances from all training samples to all test samples, yielding a cost of $O(n'n)$.

Table 2: Aggregated statistics and associated preprocessors.

Statistics	Associated Preprocessors	Partitioning	Comm. Round	Comm. Cost (Client)
Min / Max	<i>MaxAbsScaler</i>	Horizontal	1	$O(m)$
	<i>MinMaxScaler</i>	Horizontal	1	$O(m)$
	<i>Normalizer</i> (max norm)	Vertical	1	$O(n)$
	<i>KBinsDiscretizer</i> (uniform)	Horizontal	1	$O(m)$
	<i>SplineTransformer</i> (uniform)	Horizontal	1	$O(m)$
	<i>KNNImputer</i>	Horizontal	1	$O(n'km)$
Sum	<i>Normalizer</i> (l_1 or l_2 norm)	Vertical	1	$O(n)$
	<i>PowerTransformer</i>	Horizontal	1	$O(m)$
	<i>KNNImputer</i>	Vertical	1	$O(n'n)$
	<i>IterativeImputer</i>	Horizontal	t	$O(tm^2 \min(n, m))$
	<i>IterativeImputer</i>	Vertical	t	$O(tmn(\min(n, m) + t))$
Mean	<i>StandardScaler</i> ($\mu = 0$)	Horizontal	1	$O(m)$
	<i>SimpleImputer</i> (mean)	Horizontal	1	$O(m)$
	<i>TargetEncoder</i>	Horizontal	1	$O(dm)$
	<i>PowerTransformer</i> ($\mu = 0$)	Horizontal	1	$O(m)$
	<i>KBinsDiscretizer</i> (kmeans)	Horizontal	t	$O(tkm)$
	<i>KNNImputer</i>	Horizontal	1	$O(n'km)$
Variance	<i>StandardScaler</i> ($\sigma = 1$)	Horizontal	1	$O(m)$
	<i>TargetEncoder</i>	Horizontal	1	$O(dm)$
	<i>PowerTransformer</i>	Horizontal	t	$O(tm)$
Quantiles	<i>RobustScaler</i>	Horizontal	1	
	<i>KBinsDiscretizer</i> (quantile)	Horizontal	1	
	<i>QuantileTransformer</i>	Horizontal	1	$O(\frac{1}{\epsilon} \log^2 \log \frac{1}{\delta} \cdot m)$
	<i>SplineTransformer</i> (quantile)	Horizontal	1	
	<i>SimpleImputer</i> (median)	Horizontal	1	
Set Union	<i>LabelBinarizer</i>	Horizontal	1	
	<i>MultiLabelBinarizer</i>	Horizontal	1	$O(d)$
	<i>LabelEncoder</i>	Horizontal	1	
	<i>OneHotEncoder</i>	Horizontal	1	
	<i>OrdinalEncoder</i>	Horizontal	1	$O(dm)$
	<i>TargetEncoder</i>	Horizontal	1	
Freq-items	<i>OneHotEncoder</i> (ignore infreq.)	Horizontal	1	
	<i>OrdinalEncoder</i> (ignore infreq.)	Horizontal	1	$O(k \log d \cdot m)$
	<i>SimpleImputer</i> (most-frequent)	Horizontal	1	

For *IterativeImputer*, the algorithm iterates over all features with missing values (worst case m) for t rounds. In each round, one feature is treated as the target and regressed on all other features using Federated Bayesian Linear Regression. The communication cost per iteration depends on the sufficient statistics aggregated by BLR. For the horizontal setting, BLR costs $O(m \min(n, m))$ (Theorem 4.1), and for the vertical setting, it costs $O(n \min(n, m) + nt)$ (Theorem 4.3). Since *IterativeImputer* performs t iterations over m features, the total communication cost is $O(tm^2 \min(n, m))$ for the horizontal setting and $O(tmn(\min(n, m) + t))$ for the vertical setting.

Algorithm 1 Horizontal Federated BLR (Server)

- 1: **Input:** Client c holds $\mathbf{X}^{(c)}$ and $\mathbf{Y}^{(c)}$
 - 2: Initialize α and β
 - 3: Aggregate $\mathbf{X}^\top \mathbf{Y} = \sum_c \mathbf{X}^{(c)\top} \mathbf{Y}^{(c)}$
 - 4: Aggregate $\mathbf{X}^\top \mathbf{X} = \sum_c \mathbf{X}^{(c)\top} \mathbf{X}^{(c)}$
 - 5: Compute eigenvalues $\mathbf{\Lambda}$ and eigenvectors \mathbf{V} of $\mathbf{X}^\top \mathbf{X}$
 - 6: **repeat**
 - 7: Compute $\mathbf{\Sigma}^{-1} = \mathbf{V}(\alpha \mathbf{I} + \beta \mathbf{\Lambda})^{-1} \mathbf{V}^\top$
 - 8: Compute $\hat{\omega} = \beta \mathbf{\Sigma}^{-1} \mathbf{X}^\top \mathbf{Y}$
 - 9: Broadcast $\hat{\omega}$ to all clients
 - 10: Aggregate global error $\varepsilon = \sum_c \|\mathbf{Y}^{(c)} - \mathbf{X}^{(c)} \hat{\omega}\|_2^2$
 - 11: Update α and β using Equation (2)
 - 12: **until** Convergence or maximum number of iterations reached
 - 13: **Output:** model parameter $\hat{\omega}$
-

4 Federated Bayesian Linear Regression

Bayesian Linear Regression (BLR) (Section 2.4) is a foundational technique used within *IterativeImputer* to model conditional feature distributions. Unlike simpler preprocessing models such as k -Means or k -Nearest Neighbors, which rely on straightforward sufficient statistics, BLR maintains a full posterior distribution over model parameters and iteratively refines hyperparameters α and β . This iterative refinement is essential for accurate imputation but introduces complexity absent in one-shot aggregation methods.

In federated settings, the key challenge is computing sufficient statistics for parameter updates without exposing raw data, while accommodating the distinct computational patterns of horizontal versus vertical data partitioning. We develop federated BLR for both settings to illustrate how FedPS extends beyond simple aggregations to support sophisticated model-based preprocessing with multiple communication rounds. The horizontal variant follows standard sufficient-statistic aggregation and serves as a baseline. The vertical variant introduces an algebraic reformulation that enables exact Bayesian inference without cross-client feature interactions. Both variants iteratively update model parameters until convergence.

4.1 Horizontal Federated BLR

In the horizontal setting, samples are partitioned across clients, and each client holds all features for its local data. BLR depends on the sufficient statistics $\mathbf{X}^\top \mathbf{Y}$ and $\mathbf{X}^\top \mathbf{X}$, both of which decompose additively across clients. Each client computes its local contributions $\mathbf{X}^{(c)\top} \mathbf{Y}^{(c)}$ and $\mathbf{X}^{(c)\top} \mathbf{X}^{(c)}$, which are aggregated by summation at the server (Algorithm 1, steps 3-4). For example, $\mathbf{X}^\top \mathbf{X}$ is computed as:

$$\mathbf{X}^\top \mathbf{X} = \begin{bmatrix} \mathbf{X}^{(1)\top} & \mathbf{X}^{(2)\top} & \dots \end{bmatrix} \begin{bmatrix} \mathbf{X}^{(1)} \\ \mathbf{X}^{(2)} \\ \vdots \end{bmatrix} = \sum_c \mathbf{X}^{(c)\top} \mathbf{X}^{(c)}. \quad (3)$$

This procedure is equivalent to centralized BLR and avoids iterative FedAvg-style averaging (McMahan et al., 2017), since the sufficient statistics are exact after aggregation. We include this formulation for completeness and as a reference point for comparison with the vertical setting.

To avoid repeatedly inverting the current covariance matrix $\mathbf{\Sigma}$ in each iteration, the server performs an eigenvalue decomposition of $\mathbf{X}^\top \mathbf{X}$ once: $\mathbf{X}^\top \mathbf{X} = \mathbf{V} \mathbf{\Lambda} \mathbf{V}^\top$ (step 5). This enables fast updates of $\mathbf{\Sigma}^{-1}$ in each iteration (step 7). The server then computes $\hat{\omega}$ and broadcasts it to clients (step 8-9). Clients compute their local reconstruction error contributions, which are summed at the server to obtain the global error ε (step 10), followed by updates to α and β using Equation (2).

The full procedure is outlined in Algorithm 1, with blue highlighted steps indicating communication from clients to server, and orange highlighted steps indicating communication from server to clients. In

Algorithm 2 Vertical Federated BLR (Server)

- 1: **Input:** Client c holds feature block $\mathbf{X}^{(c)}$; one client holds \mathbf{Y}
 - 2: Initialize α and β
 - 3: Receive \mathbf{Y} from the client holding the target
 - 4: Aggregate $\mathbf{X}\mathbf{X}^\top = \sum_c \mathbf{X}^{(c)}\mathbf{X}^{(c)\top}$
 - 5: Compute eigenvalues $\mathbf{\Lambda}$ and eigenvectors \mathbf{U} of $\mathbf{X}\mathbf{X}^\top$
 - 6: **repeat**
 - 7: Compute $\tilde{\mathbf{\Sigma}}^{-1} = \mathbf{U}(\alpha\mathbf{I} + \beta\mathbf{\Lambda})^{-1}\mathbf{U}^\top$
 - 8: Broadcast $\beta\tilde{\mathbf{\Sigma}}^{-1}\mathbf{Y}$ to all clients
 - 9: Each client computes $\hat{\omega}^{(c)} = \mathbf{X}^{(c)\top}\beta\tilde{\mathbf{\Sigma}}^{-1}\mathbf{Y}$
 - 10: Aggregate $\hat{\mathbf{Y}} = \sum_c \mathbf{X}^{(c)}\hat{\omega}^{(c)}$
 - 11: Compute error $\varepsilon = \|\mathbf{Y} - \hat{\mathbf{Y}}\|_2^2$
 - 12: Aggregate $\|\hat{\omega}\|_2^2 = \sum_c \|\hat{\omega}^{(c)}\|_2^2$
 - 13: Update α and β using Equation (2)
 - 14: **until** Convergence or maximum number of iterations reached
 - 15: **Output:** model parameter $\hat{\omega}$
-

each iteration, clients communicate only scalar errors, making the iterative refinement phase communication-efficient. The dominant cost comes from the initial aggregation of sufficient statistics.

Theorem 4.1. *The communication cost per client of Horizontal Federated BLR is $O(m \min(n, m))$.*

Proof. Since $\mathbf{X}^{(c)}$ has size $n \times m$, in step 3 clients communicate $\mathbf{X}^{(c)\top}\mathbf{Y}^{(c)}$ of size $O(m)$. In step 4, the aggregate $\mathbf{X}^{(c)\top}\mathbf{X}^{(c)}$ is $O(m^2)$, but can be reduced to $O(m \min(n, m))$ via local eigenvalue decomposition. During iterative refinement, clients communicate only scalar errors at step 10, which is negligible. Thus, the dominant cost is the initial aggregation of $\mathbf{X}^{(c)\top}\mathbf{X}^{(c)}$, yielding $O(m \min(n, m))$ per-client communication. \square

4.2 Vertical Federated BLR

In the vertical setting, features are partitioned across clients while samples are aligned. Standard BLR requires $\mathbf{X}^\top\mathbf{X}$, whose off-diagonal blocks $\mathbf{X}^{(j)\top}\mathbf{X}^{(k)}$ ($j \neq k$) involve cross-client feature interactions that cannot be computed without sharing raw data.

$$\mathbf{X}^\top\mathbf{X} = \begin{bmatrix} \mathbf{X}^{(1)\top} \\ \mathbf{X}^{(2)\top} \\ \vdots \end{bmatrix} \begin{bmatrix} \mathbf{X}^{(1)} & \mathbf{X}^{(2)} & \dots \end{bmatrix} = \begin{bmatrix} \mathbf{X}^{(1)\top}\mathbf{X}^{(1)} & \mathbf{X}^{(1)\top}\mathbf{X}^{(2)} & \dots \\ \mathbf{X}^{(2)\top}\mathbf{X}^{(1)} & \mathbf{X}^{(2)\top}\mathbf{X}^{(2)} & \dots \\ \vdots & \vdots & \ddots \end{bmatrix}. \quad (4)$$

To avoid this limitation, we reformulate the posterior mean computation using an equivalent expression based on $\mathbf{X}\mathbf{X}^\top$ instead of $\mathbf{X}^\top\mathbf{X}$:

$$\hat{\omega} = \beta\mathbf{X}^\top\tilde{\mathbf{\Sigma}}^{-1}\mathbf{Y}, \quad \tilde{\mathbf{\Sigma}} = \alpha\mathbf{I} + \beta\mathbf{X}\mathbf{X}^\top. \quad (5)$$

Although $\tilde{\mathbf{\Sigma}}$ is not the posterior covariance, this reformulation yields the exact same posterior mean as the standard BLR solution. Crucially, $\mathbf{X}\mathbf{X}^\top$ decomposes additively across clients as $\sum_c \mathbf{X}^{(c)}\mathbf{X}^{(c)\top}$, eliminating all cross-client feature products.

Theorem 4.2. *The posterior mean $\hat{\omega}$ computed by the standard BLR formulation in Equation (1) is identical to that computed by the reformulated expression in Equation (5).*

Proof. To prove the equivalence of the two formulations, we show that $(\alpha\mathbf{I} + \beta\mathbf{X}^\top\mathbf{X})^{-1}\mathbf{X}^\top$ and $\mathbf{X}^\top(\alpha\mathbf{I} + \beta\mathbf{X}\mathbf{X}^\top)^{-1}$ are equal. Apply the Woodbury matrix identity (Golub and Van Loan, 2013) with $A = \alpha\mathbf{I}$, $U = \mathbf{X}^\top$,

$V = \beta \mathbf{X}$. Then we have $(A + UV)^{-1}U = (\alpha \mathbf{I} + \beta \mathbf{X}^\top \mathbf{X})^{-1} \mathbf{X}^\top$. A corollary of the Woodbury identity gives $(A + UV)^{-1}U = A^{-1}U(I + VA^{-1}U)^{-1}$. Substituting and simplifying yields $A^{-1}U(I + VA^{-1}U)^{-1} = \alpha^{-1} \mathbf{X}^\top (\mathbf{I} + \beta \mathbf{X} \alpha^{-1} \mathbf{X}^\top)^{-1}$. Factoring α^{-1} inside the inverse cancels with the leading α^{-1} , giving $\mathbf{X}^\top (\alpha \mathbf{I} + \beta \mathbf{X} \mathbf{X}^\top)^{-1}$, which completes the proof. \square

We assume a single client holds the target vector, \mathbf{Y} , which is sent once to the server (Algorithm 2, step 3). The sufficient statistic required for BLR becomes $\mathbf{X} \mathbf{X}^\top = \sum_c \mathbf{X}^{(c)} \mathbf{X}^{(c)\top}$. After aggregating this statistic (step 4), the server performs eigen-decomposition $\mathbf{X} \mathbf{X}^\top = \mathbf{U} \mathbf{\Lambda} \mathbf{U}^\top$ (step 5) to facilitate efficient computation of $\tilde{\mathbf{\Sigma}}^{-1} = \mathbf{U}(\alpha \mathbf{I} + \beta \mathbf{\Lambda})^{-1} \mathbf{U}^\top$ in each iteration (step 7). The updates of $\hat{\omega}$ and $\tilde{\mathbf{\Sigma}}$ are tailored to the vertical setting as shown in Equation (5).

Since the features are partitioned across clients, each client only computes its local subset $\hat{\omega}^{(c)}$. At each iteration, the server broadcasts $\beta \tilde{\mathbf{\Sigma}}^{-1} \mathbf{Y}$ (step 8), and each client computes its local coefficients $\hat{\omega}^{(c)}$ (step 9). The server aggregates the global prediction $\hat{\mathbf{Y}}$ (step 10) and computes the error ε (step 11), and aggregates the squared norm $\|\hat{\omega}\|_2^2$ (step 12), which is required to update β . Algorithm 2 provides the full workflow.

Theorem 4.3. *The communication cost per client of Vertical Federated BLR is $O(n \min(n, m) + nt)$.*

Proof. In step 3, the client holding \mathbf{Y} sends it to the server, which costs $O(n)$. In step 4, each client communicates $\mathbf{X}^{(c)} \mathbf{X}^{(c)\top}$, which has size $O(n^2)$ but can be reduced to $O(n \min(n, m))$ via local eigen-decomposition. During the iterative refinement phase, at each iteration, clients communicate predictions in step 10 and parameter norms in step 12, each amounting to $O(n)$ per client. Across t iterations, this contributes $O(nt)$ communication. Thus, the total per-client communication cost is dominated by the initial aggregation of $\mathbf{X}^{(c)} \mathbf{X}^{(c)\top}$ plus iterative refinement, yielding $O(n \min(n, m) + nt)$. \square

5 Empirical Evaluation

We study the impact of preprocessing in a federated learning environment and address some practical questions: (1) To what extent does preprocessing improve model performance? (2) How do different preprocessing choices behave under both IID and non-IID data partitions? (3) What are the actual communication costs per client of different preprocessing methods?

Experiment Setup. Referring back to the possible strategies outlined in Section 1, Centralized preprocessing (Option 1) is not feasible in realistic federated learning scenarios, and transfer preprocessing (Option 3) is not suitable when client distributions differ. Therefore, we evaluate three options: no preprocessing (Option 2), local preprocessing (Option 4), and federated preprocessing (Option 5). Experiments are conducted on three public tabular datasets: Adult (Becker and Kohavi, 1996), Bank (Moro et al., 2012), and Cover (Blackard, 1998). Twenty percent of each dataset is held out for testing, and the remaining eighty percent is used for training. Table 3 in the Appendix summarizes the dataset statistics.

We focus on two representative preprocessing techniques, *OrdinalEncoder* and *StandardScaler*, given their importance for tabular data where categorical features need encoding and feature magnitudes require normalization. For model training, we use FedAvg (McMahan et al., 2017) with the Adam optimizer (Kingma and Ba, 2015) to train Logistic Regression (LR) and a Multi Layer Perceptron (MLP) with two hidden layers of size 128 and 64. Each experiment runs for 100 communication rounds with one local epoch per round and a batch size of 32. The learning rate is tuned from $\{10^{-5}, 10^{-4}, 10^{-3}, 10^{-2}, 10^{-1}\}$, and results are averaged over five runs. Code is available at <https://github.com/xuefeng-xu/fl-tabular>.

IID Data Partitioning. In the IID setting, data is randomly shuffled and uniformly allocated across clients, so each client has a distribution close to the global distribution. Figure 3 shows the test accuracy over communication rounds for the three preprocessing options, and Table 4 (in the Appendix) reports the final accuracies. Preprocessing consistently improves model performance across all datasets and models. On the Cover dataset with the MLP model, preprocessing increases accuracy by 17%. On the Adult dataset, the improvement is 5% for Logistic Regression and 12% for the MLP model. For the Bank dataset, the improvement is smaller, around 1 to 2%. As we would expect, under the IID setting, the local and federated preprocessing options behave similarly because local statistics align closely with global statistics.

Non-IID Data Partitioning. In the non-IID setting, data is partitioned using a label distribution skew strategy. For each client j , we sample $p_{k,j}$ from a Dirichlet distribution with parameter $\alpha = 0.5$ and

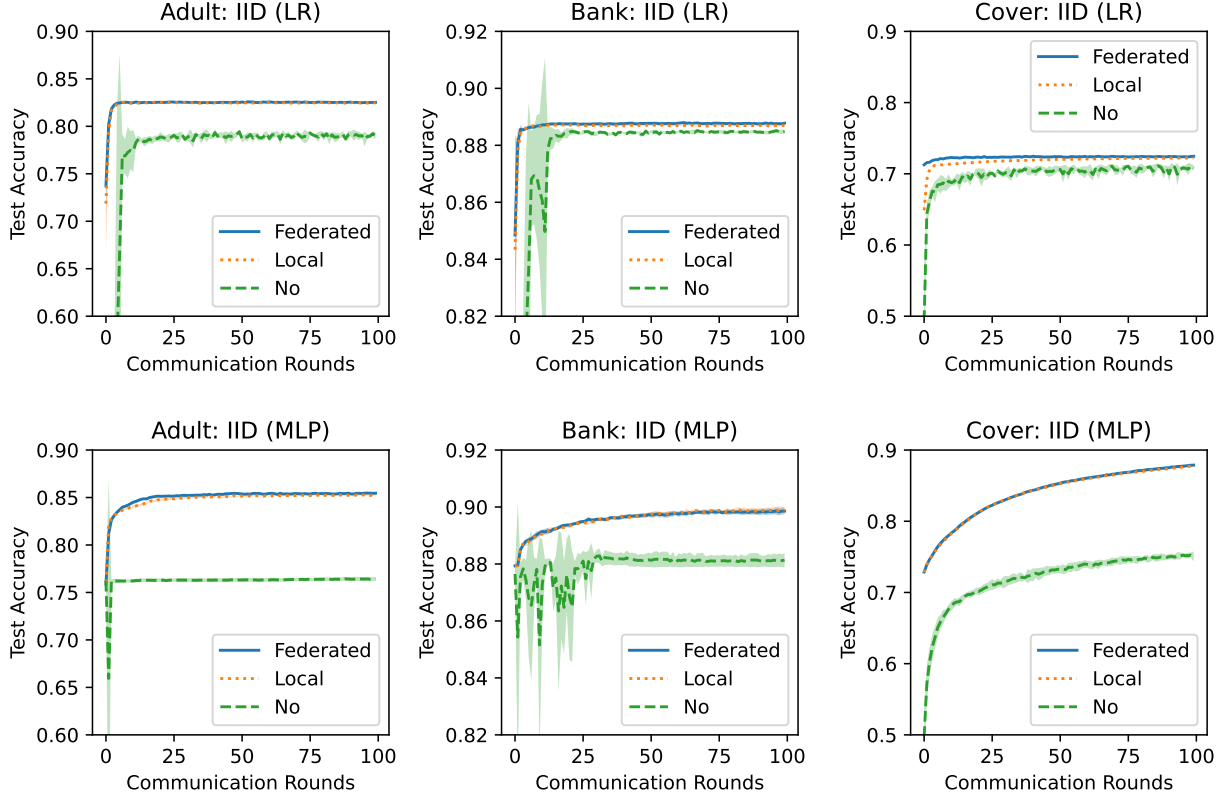


Figure 3: Test accuracy comparison in the IID setting.

assign a $p_{k,j}$ fraction of examples with label k to that client. This creates heterogeneous label distributions, which is a common scenario in non-IID federated learning (Li et al., 2022). Results in Figure 4 and Table 4 (Appendix) show that preprocessing still provides substantial performance improvement over no preprocessing, especially on the Adult and Cover datasets. However, local preprocessing now performs appreciably worse than federated preprocessing. For instance, on the Cover dataset with the MLP model, local preprocessing yields an accuracy that is 11% lower than federated preprocessing. For Logistic Regression on the same dataset, the gap is 8%, which performs even worse than no preprocessing due to inconsistent local statistics. These results demonstrate that consistent preprocessing is essential for federated learning, particularly when client distributions differ.

Communication cost. To validate the communication cost analysis in Section 3.2, we measure the actual communication cost per client for different preprocessing methods on datasets with 1000 samples per client. Table 5 (in the Appendix) reports the total communication cost in kilobytes (KB). The results align with our theoretical analysis. *StandardScaler* incurs minimal overhead of approximately 0.6 KB per client on the Adult dataset, while *KBinsDiscretizer* with quantile-based and k -means-based binning incurs substantially higher costs of around 18 KB and 61 KB, respectively, due to quantile sketch aggregation and iterative clustering. Similarly, *SimpleImputer* with median and most-frequent strategies costs more than the mean strategy. For Federated Bayesian Regression in the horizontal setting, the Adult dataset incurs approximately 3 KB per client, reflecting the $O(m^2)$ cost of aggregating $\mathbf{X}^\top \mathbf{X}$, where m is the number of features. For *PowerTransformer*, the communication cost is relatively high at around 73 KB, reflecting the need to iteratively optimize transformation parameters for each feature. Overall, these measurements confirm the communication cost estimates and demonstrate the trade-offs between preprocessing complexity and communication efficiency in federated learning.

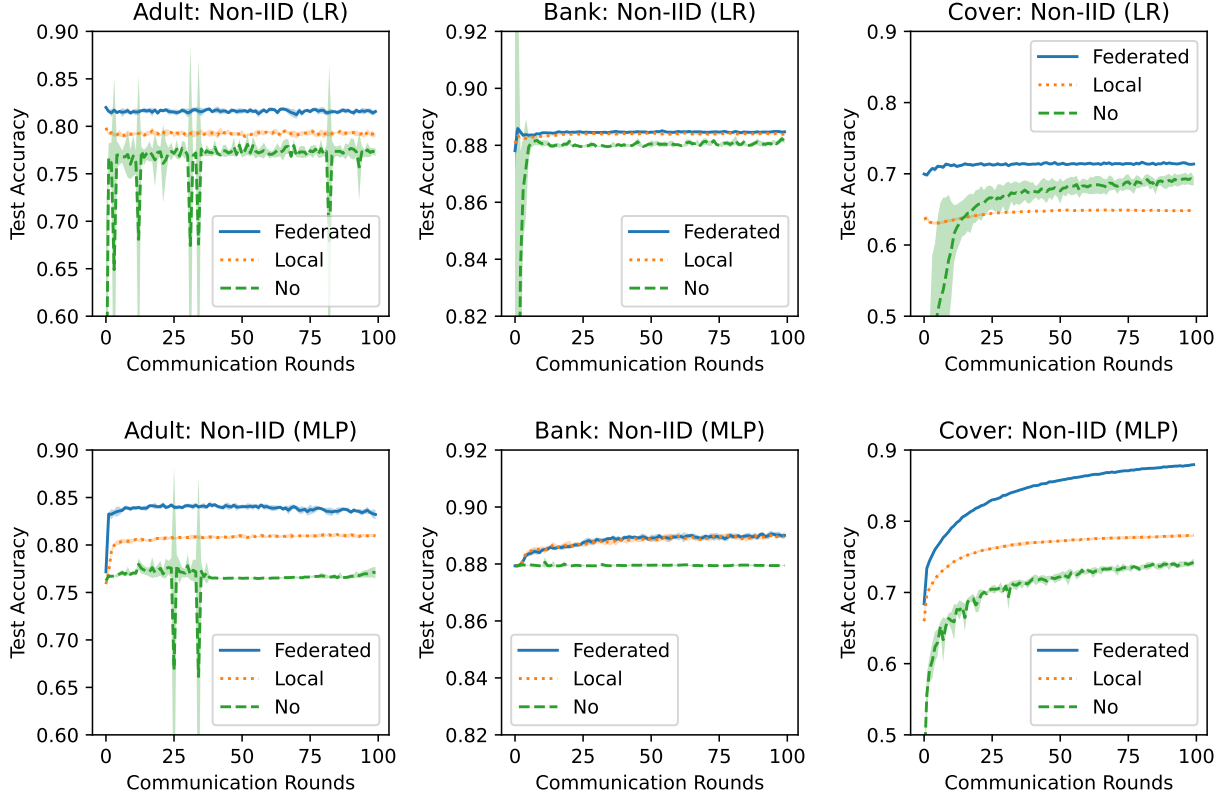


Figure 4: Test accuracy comparison in the non-IID setting.

6 Discussion

Existing works on federated preprocessing is limited, as most frameworks focus on model training. A few frameworks, including *FATE* (Liu et al., 2021), *SecretFlow* (The SecretFlow Authors, 2022), and Baunsgaard et al. (Baunsgaard et al., 2021, 2022), support only a small set of preprocessing techniques, mainly based on simple aggregation. For instance, *MinMaxScaler* computes global minimum and maximum values, while *StandardScaler* requires only global means and variances. Table 6 summarizes the available options.

Compared to existing frameworks, FedPS supports a significantly broader range of preprocessing techniques with flexible, user-configurable parameters and explicit communication overhead analysis. For example, none of the existing implementations address dimensional explosion in *OneHotEncoder*, which we handle by restricting category counts and filtering low-cardinality items using frequent-item sketches. FedPS provides a more versatile and comprehensive solution for federated data preprocessing.

Privacy is another important aspect of federated preprocessing. Prior work has explored secure preprocessing protocols, such as secure multi-party computation for the Yeo-Johnson transform (Marchand et al., 2022) and private encoding using fully homomorphic encryption (Hsu and Huang, 2022). These techniques can be incorporated into our framework. However, designing private protocols for complex statistics like quantiles requires careful consideration of trade-offs between latency, privacy, accuracy, and communication cost. Additionally, iterative preprocessing introduces practical challenges that complicate privacy protection, such as deciding whether intermediate results need to be kept private. Due to these complexities, we leave privacy-preserving preprocessing for future work.

7 Conclusion

This work highlights the essential yet often overlooked role of data preprocessing in federated learning. We introduce FedPS, a unified suite of tools that combines aggregated statistics, data sketches, and federated models. Experiments show that proper preprocessing substantially improves model accuracy, whereas inconsistent local preprocessing can reduce performance under non-IID data. By offering a systematic and flexible framework for federated preprocessing, FedPS bridges the gap between data preparation and model training and contributes to the development of more robust and efficient federated systems.

References

- Anderson, D., Bevan, P., Lang, K. J., Liberty, E., Rhodes, L., and Thaler, J. (2017). A high-performance algorithm for identifying frequent items in data streams. In *Proceedings of the 2017 Internet Measurement Conference, IMC 2017, London, United Kingdom, November 1-3, 2017*, pages 268–282. ACM.
- Baunsgaard, S., Boehm, M., Chaudhary, A., Derakhshan, B., Geißelsöder, S., Grulich, P. M., Hildebrand, M., Innerebner, K., Markl, V., Neubauer, C., Osterburg, S., Ovcharenko, O., Redyuk, S., Rieger, T., Rezaei Mahdiraji, A., Wrede, S. B., and Zeuch, S. (2021). Exdra: Exploratory data science on federated raw data. In *Proceedings of the 2021 International Conference on Management of Data, SIGMOD '21*, page 2450–2463, New York, NY, USA. Association for Computing Machinery.
- Baunsgaard, S., Boehm, M., Innerebner, K., Kehayov, M., Lackner, F., Ovcharenko, O., Phani, A., Rieger, T., Weissteiner, D., and Wrede, S. B. (2022). Federated data preparation, learning, and debugging in apache systems. In *Proceedings of the 31st ACM International Conference on Information & Knowledge Management, CIKM '22*, page 4813–4817, New York, NY, USA. Association for Computing Machinery.
- Becker, B. and Kohavi, R. (1996). Adult. UCI Machine Learning Repository. DOI: <https://doi.org/10.24432/C5XW20>.
- Bishop, C. M. (2006). *Pattern Recognition and Machine Learning (Information Science and Statistics)*. Springer-Verlag, Berlin, Heidelberg.
- Blackard, J. (1998). Covtype. UCI Machine Learning Repository. DOI: <https://doi.org/10.24432/C50K5N>.
- Buck, S. F. (1960). A method of estimation of missing values in multivariate data suitable for use with an electronic computer. *Journal of the Royal Statistical Society: Series B (Methodological)*, 22(2):302–306.
- Buuren, S. v. and Groothuis-Oudshoorn, K. (2011). MICE: Multivariate imputation by chained equations in R. *Journal of Statistical Software*, 45(3).
- Cormode, G., Karnin, Z. S., Liberty, E., Thaler, J., and Veselý, P. (2023). Relative error streaming quantiles. *J. ACM*, 70(5):30:1–30:48.
- Cormode, G. and Yi, K. (2020). *Small summaries for big data*. Cambridge University Press.
- de Boor, C. (1978). *A Practical Guide to Splines*. Applied Mathematical Sciences. Springer.
- Dixon, J. K. (1979). Pattern recognition with partly missing data. *IEEE Transactions on Systems, Man, and Cybernetics*, 9(10):617–621.
- García, S., Ramírez-Gallego, S., Luengo, J., Benítez, J. M., and Herrera, F. (2016). Big data preprocessing: methods and prospects. *Big Data Analytics*, 1(1).
- Golub, G. H. and Van Loan, C. F. (2013). *Matrix Computations - 4th Edition*. Johns Hopkins University Press, Philadelphia, PA.
- Hsu, R. and Huang, T. (2022). Private data preprocessing for privacy-preserving federated learning. In *5th IEEE International Conference on Knowledge Innovation and Invention, ICKII 2022, Hualien, Taiwan, July 22-24, 2022*, pages 173–178. IEEE.

- Kairouz, P., McMahan, H. B., Avent, B., Bellet, A., Bennis, M., Nitin Bhagoji, A., Bonawitz, K., Charles, Z., Cormode, G., Cummings, R., D’Oliveira, R. G. L., Eichner, H., El Rouayheb, S., Evans, D., Gardner, J., Garrett, Z., Gascón, A., Ghazi, B., Gibbons, P. B., Gruteser, M., Harchaoui, Z., He, C., He, L., Huo, Z., Hutchinson, B., Hsu, J., Jaggi, M., Javidi, T., Joshi, G., Khodak, M., Konečný, J., Korolova, A., Koushanfar, F., Koyejo, S., Lepoint, T., Liu, Y., Mittal, P., Mohri, M., Nock, R., Özgür, A., Pagh, R., Qi, H., Ramage, D., Raskar, R., Raykova, M., Song, D., Song, W., Stich, S. U., Sun, Z., Suresh, A. T., Tramèr, F., Vepakomma, P., Wang, J., Xiong, L., Xu, Z., Yang, Q., Yu, F. X., Yu, H., and Zhao, S. (2021). Advances and open problems in federated learning. *Foundations and Trends® in Machine Learning*, 14(1–2):1–210.
- Karimireddy, S. P., Kale, S., Mohri, M., Reddi, S. J., Stich, S. U., and Suresh, A. T. (2020). SCAFFOLD: stochastic controlled averaging for federated learning. In *Proceedings of the 37th International Conference on Machine Learning, ICML 2020, 13-18 July 2020, Virtual Event*, volume 119 of *Proceedings of Machine Learning Research*, pages 5132–5143. PMLR.
- Karnin, Z. S., Lang, K. J., and Liberty, E. (2016). Optimal quantile approximation in streams. In *IEEE 57th Annual Symposium on Foundations of Computer Science, FOCS 2016, 9-11 October 2016, Hyatt Regency, New Brunswick, New Jersey, USA*, pages 71–78. IEEE Computer Society.
- Khedr, A. M. (2008). Learning k-nearest neighbors classifier from distributed data. *Comput. Informatics*, 27(3):355–376.
- Kingma, D. P. and Ba, J. (2015). Adam: A method for stochastic optimization. In *3rd International Conference on Learning Representations, ICLR 2015, San Diego, CA, USA, May 7-9, 2015, Conference Track Proceedings*.
- Li, Q., Diao, Y., Chen, Q., and He, B. (2022). Federated learning on non-iid data silos: An experimental study. In *38th IEEE International Conference on Data Engineering, ICDE 2022, Kuala Lumpur, Malaysia, May 9-12, 2022*, pages 965–978. IEEE.
- Li, T., Sahu, A. K., Zaheer, M., Sanjabi, M., Talwalkar, A., and Smith, V. (2020a). Federated optimization in heterogeneous networks. In Dhillon, I. S., Papailiopoulos, D. S., and Sze, V., editors, *Proceedings of the Third Conference on Machine Learning and Systems, MLSys 2020, Austin, TX, USA, March 2-4, 2020*. mlsys.org.
- Li, X., Huang, K., Yang, W., Wang, S., and Zhang, Z. (2020b). On the Convergence of FedAvg on Non-IID Data. In *8th International Conference on Learning Representations, ICLR 2020, Addis Ababa, Ethiopia, April 26-30, 2020*. OpenReview.net.
- Liu, Y., Fan, T., Chen, T., Xu, Q., and Yang, Q. (2021). Fate: an industrial grade platform for collaborative learning with data protection. *J. Mach. Learn. Res.*, 22(1):1–6.
- Lloyd, S. P. (1982). Least squares quantization in PCM. *IEEE Trans. Inf. Theory*, 28(2):129–136.
- Marchand, T., Muzellec, B., Béguier, C., Ogier du Terrail, J., and Andreux, M. (2022). SecureFedYJ: a safe feature gaussianization protocol for federated learning. In *Advances in Neural Information Processing Systems*, volume 35, pages 36585–36598. Curran Associates, Inc.
- McMahan, B., Moore, E., Ramage, D., Hampson, S., and Arcas, B. A. y. (2017). Communication-Efficient Learning of Deep Networks from Decentralized Data. In *Proceedings of the 20th International Conference on Artificial Intelligence and Statistics*, volume 54 of *Proceedings of Machine Learning Research*, pages 1273–1282. PMLR.
- Micci-Barreca, D. (2001). A preprocessing scheme for high-cardinality categorical attributes in classification and prediction problems. *SIGKDD Explor.*, 3(1):27–32.
- Moro, S., Rita, P., and Cortez, P. (2012). Bank Marketing. UCI Machine Learning Repository. DOI: <https://doi.org/10.24432/C5K306>.

- Munro, J. and Paterson, M. (1980). Selection and sorting with limited storage. *Theoretical Computer Science*, 12(3):315–323.
- Pedregosa, F., Varoquaux, G., Gramfort, A., Michel, V., Thirion, B., Grisel, O., Blondel, M., Prettenhofer, P., Weiss, R., Dubourg, V., VanderPlas, J., Passos, A., Cournapeau, D., Brucher, M., Perrot, M., and Duchesnay, E. (2011). Scikit-learn: Machine learning in python. *J. Mach. Learn. Res.*, 12:2825–2830.
- Qi, D. and Wang, J. (2024). CleanAgent: Automating data standardization with LLM-based agents. *CoRR*, abs/2403.08291.
- Stich, S. U. (2019). Local SGD converges fast and communicates little. In *7th International Conference on Learning Representations, ICLR 2019, New Orleans, LA, USA, May 6-9, 2019*. OpenReview.net.
- The DataSketches Authors (2023). The apache datasketches library for python. Accessed: November 7, 2025.
- The SecretFlow Authors (2022). Secretflow. Accessed: November 7, 2025.
- Tipping, M. E. (2001). Sparse bayesian learning and the relevance vector machine. *J. Mach. Learn. Res.*, page 211–244.
- Xu, X. and Cormode, G. (2025). Power transform revisited: Numerically stable, and federated.

A Federated Machine Learning Models

A.1 Federated k-Means

The k -Means clustering algorithm is an unsupervised method for identifying k cluster centroids μ_1, \dots, μ_k . Each iteration computes the distances between every data point and all centroids, assigns each point x_i to the closest cluster S_j , and then updates each centroid as the mean of the points in that cluster: $\mu_j = \sum_{x_i \in S_j} x_i / n_j$, where n_j is the number of points in cluster S_j .

In the horizontal federated setting, summarized in Algorithm 3, the server broadcasts the centroids to all clients. Each client locally assigns its data points to clusters and computes the sum and count of points in every cluster. The server aggregates these values to update the global centroids. The process repeats until convergence or until the maximum number of iterations is reached. Communication steps are color coded: blue for server receiving from clients, and orange for server sending to clients.

Algorithm 3 Horizontal Federated k -Means (Server)

- 1: **Input:** Client c holds $\{x_i^{(c)}\}$
 - 2: Initialize centroids $\{\mu_1, \dots, \mu_k\}$
 - 3: **repeat**
 - 4: Broadcast centroids $\{\mu_1, \dots, \mu_k\}$ to all clients
 - 5: Each client assigns its samples $x_i^{(c)}$ to the closest cluster S_j
 - 6: Aggregate local sums $\{s_1^{(c)}, s_2^{(c)}, \dots, s_k^{(c)}\}$ where $s_j^{(c)} = \sum_{x_i^{(c)} \in S_j} x_i^{(c)}$ and counts $\{n_1^{(c)}, \dots, n_k^{(c)}\}$
 - 7: Update centroids $\mu_j = \sum_c s_j^{(c)} / \sum_c n_j^{(c)}$
 - 8: **until** Convergence or reaching the maximum number of iterations
 - 9: **Output:** Centroids $\{\mu_1, \dots, \mu_k\}$
-

A.2 Federated Nearest Neighbors Regression

The k -Nearest Neighbors (k -NN) regression algorithm predicts the value of a target variable y by averaging the target values of the k closest samples to a given point x , typically measured using the Euclidean distance. Weighted averages can also be used, where weights are inversely related to distances.

In the horizontal setting (Khedr, 2008), each client locally computes the k smallest distances between the query point x_p and its own data, then sends these distances to the server. The server merges the candidates to obtain the global top k neighbors, and then requests the corresponding labels from clients. Algorithm 4 describes the full workflow.

Algorithm 4 Horizontal Federated k -NN Regression (Server)

- 1: **Input:** Client c holds data $\{x_i^{(c)}, y_i^{(c)}\}$; query point x_p
 - 2: Broadcast x_p to all clients
 - 3: Collect local top- k minimum distances $\{d_1^{(c)}, \dots, d_k^{(c)}\}$ from each client
 - 4: Compute global top k distances and identify their indices
 - 5: Send the selected indices to the corresponding clients
 - 6: Collect the corresponding values of $y^{(c)}$ and compute a (weighted) mean μ
 - 7: **Output:** Predicted value μ
-

In the vertical setting, different clients hold different features of the same samples. Each client computes a partial distance contribution, which the server aggregates to compute the full distance. The server then identifies the global k nearest neighbors and sends their indices to the client responsible for prediction. The procedure is shown in Algorithm 5.

Algorithm 5 Vertical Federated k -NN Regression (Server)

- 1: **Input:** Client c holds data $\{x_i^{(c)}\}$ and query point $x_p^{(c)}$; one client holds the target $\{y_i\}$
 - 2: Each client computes partial distance between $x_p^{(c)}$ and all samples
 - 3: Aggregate all partial distances to obtain full distances
 - 4: Select global top k distances and their indices
 - 5: Send indices to the client that holds the target values
 - 6: That client computes the (weighted) mean μ of the corresponding targets
 - 7: **Output:** Predicted value μ
-

B Federated Data Preprocessors

Scaling adjusts data to a specific range before model training. Common techniques include:

- *MaxAbsScaler* scales each feature so its maximum absolute value is one. It only requires the global maximum absolute value $|x|_{\max}$. The scaling rule is $x/|x|_{\max}$.
- *MinMaxScaler* maps data to a target interval, typically $[0, 1]$. This requires the global minimum x_{\min} and maximum x_{\max} . The default rule is $(x - x_{\min})/(x_{\max} - x_{\min})$.
- *RobustScaler* uses quantiles, such as the lower quartile Q_1 (0.25), the median Q_2 (0.5), and the upper quartile Q_3 (0.75), to reduce sensitivity to outliers. Clients send quantile sketches, which are aggregated to obtain global quantiles. The scaling rule is $(x - Q_2)/(Q_3 - Q_1)$.
- *Normalizer* rescales each data sample to have unit norm (l_1 , l_2 , or max norm). In horizontal federation, each client normalizes its samples independently. In vertical federation, the global norm of each sample must be computed by summing partial norms (for l_1 and l_2) or taking the maximum (for max norm) across clients, then dividing each feature value by the global norm, i.e., $x/\|x\|$.

Encoding categorical values into numerical representations is crucial for machine learning models.

- All encoders require computing the global union of categories.
- *LabelBinarizer*, *MultiLabelBinarizer*, and *LabelEncoder* are typically used for label encoding, which usually involves a single column.
- *OneHotEncoder* and *OrdinalEncoder* are used for feature encoding, often across multiple columns. They can optionally ignore infrequent categories or limit the number of output categories using a frequent-item sketch.
- *TargetEncoder* (Micci-Barreca, 2001) assigns a value to each category based on the distribution of the target Y . For binary label Y , the encoded value for category i is $\lambda(n_i) \frac{n_{iY}}{n_i} + (1 - \lambda(n_i)) \frac{n_Y}{n}$, where n_i is the number of samples in category i , n_{iY} is the number of samples in category i with $Y = 1$, n_Y is the global number of positives. The shrinkage parameter $\lambda(n_i) = \frac{n_i}{m + n_i}$ depends on the smoothing factor $m = \sigma_i^2/\tau^2$, where σ_i^2 is the within-category variance and τ^2 is the global variance of Y . Thus, this encoder requires computing global per-category means and variances of the target.

Transformations apply nonlinear operations to reshape feature distributions.

- *PowerTransformer* is a parametric method that aims to make data more Gaussian. The parameter λ is estimated by maximizing the log-likelihood, which requires global sums and variances of the transformed data. After applying the transformation, *StandardScaler* is used to obtain zero mean and unit variance. Xu and Cormode (2025) further discusses federated implementations with improved numerical stability.
- *QuantileTransformer* is a non-parametric method that maps data to a Uniform or Gaussian distribution. For the uniform case, the transformation outputs the empirical CDF (cumulative distribution function) value. For the Gaussian case, it applies the inverse Gaussian CDF Ψ^{-1} to that value. Both transformations require global quantiles, computed via a quantile sketch.

- *SplineTransformer* constructs B-spline bases (de Boor, 1978). It follows a procedure similar to *KBinsDiscretizer*, where knot positions are chosen uniformly using global minimum and maximum values or along the global quantiles.

Discretization converts continuous variables into discrete categories.

- *Binarizer* applies a fixed threshold and does not require any federated computation.

Imputation addresses missing values in datasets.

- *SimpleImputer* is a univariate method that replaces missing values with the feature mean, median, or the most-frequent value. Means require global sums and counts. Medians use the quantile sketch, and the most-frequent value uses the frequent-item sketch.

C Additional Tables

Table 3: Dataset statistics.

Datasets	# Examples	# Features	# Categorical	# Classes
Adult	33K	14	8	2
Bank	45K	16	9	2
Cover	581K	54	0	7

Table 4: Test accuracy comparison of FedAvg using Logistic Regression (LR) and Multi-Layer Perceptron (MLP) in IID and non-IID settings with different preprocessing options.

Partition	Model	Preprocessing	Adult	Bank	Cover
IID	LR	No (Opt. 2)	0.79	0.88	0.71
		Local (Opt. 4)	0.82	0.89	0.72
		Federated (Opt. 5)	0.83	0.89	0.72
	MLP	No (Opt. 2)	0.76	0.88	0.75
		Local (Opt. 4)	0.85	0.90	0.88
		Federated (Opt. 5)	0.85	0.90	0.88
Non-IID	LR	No (Opt. 2)	0.77	0.88	0.69
		Local (Opt. 4)	0.79	0.88	0.65
		Federated (Opt. 5)	0.82	0.88	0.71
	MLP	No (Opt. 2)	0.77	0.88	0.74
		Local (Opt. 4)	0.81	0.89	0.78
		Federated (Opt. 5)	0.83	0.89	0.88

Table 5: Communication cost per client of different federated preprocessors.

Preprocessor	Adult	Bank	Cover
<i>OrdinalEncoder</i>	1.51 KB	0.69 KB	0 KB
<i>OrdinalEncoder</i> (ignore infreq.)	1.91 KB	0.84 KB	0 KB
<i>TargetEncoder</i>	24.89 KB	16.39 KB	0 KB
<i>StandardScaler</i>	0.57 KB	0.61 KB	1.21 KB
<i>KBinsDiscretizer</i> (uniform)	0.48 KB	0.51 KB	1.11 KB
<i>KBinsDiscretizer</i> (quantile)	18.88 KB	21.53 KB	55.05 KB
<i>KBinsDiscretizer</i> (kmeans)	61.00 KB	96.40 KB	193.36 KB
<i>PowerTransformer</i>	73.46 KB	75.18 KB	360.18 KB
<i>SimpleImputer</i> (mean)	0.46 KB	0.48 KB	0.82 KB
<i>SimpleImputer</i> (median)	18.40 KB	21.02 KB	70.83 KB
<i>SimpleImputer</i> (most-frequent)	22.29 KB	20.01 KB	55.88 KB
Bayesian Regression (horizontal)	3.19 KB	3.69 KB	25.21 KB

Table 6: Support of federated data preprocessors across existing frameworks and FedPS.

Preprocessor	<i>FATE</i>	<i>SecretFlow</i>	<i>Baunsgaard et al.</i>	<i>FedPS</i>
<i>MaxAbsScaler</i>	✗	✗	✗	✓
<i>MinMaxScaler</i>	✓	✗	✓	✓
<i>StandardScaler</i>	✓	✓	✓	✓
<i>RobustScaler</i>	✗	✗	✗	✓
<i>Normalizer</i>	✗	✗	✗	✓
<i>LabelBinarizer</i>	✗	✗	✗	✓
<i>MultiLabelBinarizer</i>	✗	✗	✗	✓
<i>LabelEncoder</i>	✗	✗	✗	✓
<i>OneHotEncoder</i>	✗	✓	✓	✓
<i>OrdinalEncoder</i>	✗	✓	✓	✓
<i>TargetEncoder</i>	✗	✗	✗	✓
<i>PowerTransformer</i>	✗	✗	✗	✓
<i>QuantileTransformer</i>	✗	✗	✗	✓
<i>SplineTransformer</i>	✗	✗	✗	✓
<i>KBinsDiscretizer</i>	✓	✓	✓	✓
<i>SimpleImputer</i>	✗	✗	✓	✓
<i>KNNImputer</i>	✗	✗	✗	✓
<i>IterativeImputer</i>	✗	✗	✗	✓
Coverage	3/18	4/18	6/18	18/18

Some preprocessors are renamed for consistency.