

Emulation of large-scale qubit registers with a phase space approach

Christian de Correc,^{1,2,*} Denis Lacroix,^{1,†} and Corentin Bertrand^{2,‡}

¹*Université Paris-Saclay, CNRS/IN2P3, IJCLab, 91405 Orsay, France*

²*Eviden Quantum Lab, 78340 Les Clayes-sous-Bois, France*

(Dated: February 12, 2026)

A phase-space approach is used and benchmarked for the simulation of the continuous-time evolution of large registers of qubits. It is based on a statistical ensemble of independent mean-field trajectories, where mean-field is introduced at the level of the qubits, substituting quantum fluctuations/correlations with classical ones. The approach only involves at worst a quadratic cost in the system size, allowing to simulate up to several thousands of qubits on a classical computer. It provides qualitatively accurate description of one-qubit observables evolutions, making it a useful reference in comparison to techniques limited to small qubit numbers. The predictive power is however less robust for multi-qubits observables. We benchmark the method on the k -local transverse-field Ising model (TFIM), considering a large variety of systems ranging from local to all-to-all interactions, and from weak to strong coupling regimes, with up to 2000 qubits. To showcase the versatility of the approach, simulations on 2D and 3D Ising models are also made.

I. INTRODUCTION

As the number of qubits in quantum computers will increase, and the accuracy in performing quantum operations will improve, quantum processors may out-power classical computer on at least some dedicated tasks. In particular, this is expected to considerably change our approach to simulating the dynamics of quantum systems. It raises the question of how to validate the quality of such quantum simulations once we enter the quantum computational era. To that regard, it will be crucial to be able to provide classically computed comparison points, at least in some specific limits, but for large number of qubits.

Many powerful classical emulation techniques have been developed to compare with and validate quantum computations. Tensor network methods form a prominent family in this regard, including Matrix Product States (MPS) [1–5], which are especially good for 1-dimensional systems with low entanglement and local connectivity. Intensive efforts have also been made to depart from these restrictions, for instance, to describe multi-dimensional systems, with alternative tensor geometries [5–8]. Parallel to tensor networks, several families of algorithms have emerged in recent years, such as Pauli truncation techniques based on the stabilizer formalism [9–12]. Nevertheless, these are always limited in either the number of qubits, dimensionality, entanglement or magic of the quantum computation.

Our aim in the present work is to benchmark a completely different strategy, based on the phase-space simulation of quantum mechanics [13]. Phase-space approaches aim at replacing a quantum problem by a set of classical-like trajectories [14–17]. These techniques are

semi-classical in nature, but they can eventually incorporate quantum effects depending on their degree of sophistication. Among the examples of phase-space techniques providing reformulation of quantum mechanics, one can mention the Nelson stochastic mechanics [18, 19], the Bohmian theory [20–23], the truncated Wigner approximation [24–26], and the Feynman path integrals [27–32].

We use here an approach inspired by Mori [33], that was first proposed to describe nuclear many-body fermionic systems [34, 35]. At the heart of our method is a population of random initial states, classically evolved with a mean-field (MF) dynamics, and then averaged to retrieve the more complex quantum dynamics. The approach, called hereafter Phase-Space Approximation (PSA), was then generalized and applied with success to different fermionic many-body problems in nuclear and condensed matter physics [35–40]. Recently, using its early formulation with the spin algebra $SU(2)$ in Ref. [36], the PSA was applied to the description of the neutrino oscillation problem using either the $SU(2)$ or $SU(3)$ algebra [41–44]. These applications, however, correspond to rather specific physical problems involving particles with all-to-all interactions. Here we extend its formulation to qubits with varying interactions ranging from nearest-neighbor to all-to-all.

Technically, the PSA on qubits coincides with the discrete truncated Wigner approximation [45–49] (dTWA). Nevertheless, both approaches originate from different fields and have different formulations. In this work, we propose a formulation, which highlights the role of the density matrix, and which we believe is more adapted to the quantum computing community.

The present work has two main objectives: (i) to provide a simple formulation of the PSA/dTWA technique for qubits; (ii) to systematically assess the predictive power of the approach for a wide class of problems and clarify the type of observables that could be safely predicted with this method. To this aim, we benchmark the technique using the k -local Transverse Field Ising Model (TFIM) encoded on qubits with k ranging from 1 (nearest

* c.de-correc@eviden.com

† lacroix@ijclab.in2p3.fr

‡ corentin.bertrand@eviden.com

neighbor interaction) to $k = L - 1$, where L is the number of qubits. The latter case corresponds to an all-to-all interaction between qubits, a case similar to the Lipkin-Meshkov-Glick model [50–52] that is often used in nuclear physics to benchmark many-body approaches [53–55].

This article is organized as follows. In Sec. II, we introduce the 1D TFIM and its mean-field treatment, setting notations for the benchmark. Mean field is a stepping stone to the description of the PSA, which we complete in Sec. III. The results of our benchmark on small scale problems are detailed in Sec. IV. Finally, results on large scale problems are shown in Sec. V, where we also illustrate our technique on high-dimensional geometries.

II. THE k -LOCAL TFIM AND ITS MEAN-FIELD APPROXIMATION

We consider the 1D TFIM with open boundary conditions, and with interaction between neighbor spins at a distance of at most k . For L sites, the Hamiltonian takes the form:

$$H = -h \sum_{i=1}^L Z_i - J \sum_{i=1}^L \sum_{j \sim i} X_i X_j, \quad (1)$$

with (X_i, Y_i, Z_i) the Pauli matrix acting on the qubit i , and the relation \sim describes the k -local connectivity of the chain:

$$j \sim i \iff (j > i, \quad |j - i| \leq k). \quad (2)$$

We refer to this as the k -local TFIM model. To simplify, we will set $\hbar = 1$ and take h as the unit of energy.

A. Energy landscape of the mean-field eigenstates

As a first step, we want to expose the physics of the model and introduce the relevant parameters for our benchmark. A mean-field approach is convenient to reveal the well-known paramagnetic-to-ferromagnetic quantum phase transition when increasing the coupling strength J . To see this, consider an arbitrary translation-invariant product state $|\theta, \phi\rangle^L$, where

$$|\theta, \phi\rangle = \cos(\theta/2) |0\rangle + e^{i\phi} \sin(\theta/2) |1\rangle, \quad (3)$$

is any single qubit state described by $-\pi/2 \leq \theta \leq \pi/2$ and $0 \leq \phi \leq 2\pi$. This satisfies

$$\langle X_i \rangle = \cos \phi \sin \theta, \quad \text{and} \quad \langle Z_i \rangle = \cos \theta. \quad (4)$$

Irrespective of k (and of the boundary conditions or dimensionality of the problem), the total energy of this ansatz can be expressed as

$$E(\theta, \phi) = -hL (\cos \theta + \eta \cos^2 \phi \sin^2 \theta), \quad (5)$$

where the parameter η is a function of h, J, L and of the connectivity of the Hamiltonian:

$$\eta = \frac{J}{h} \left(k - \frac{k(k+1)}{2L} \right). \quad (6)$$

Since $k \leq L - 1$, we see that $\eta \geq 0$, so that the energy is always minimal for $\phi = 0$.

Depending on whether $\eta \leq 1$ or not, the energy $E(\theta) = E(\theta, \phi = 0)$ admits one or two minima for $\pm\theta_{\min}$ located in the region $(-\pi/2, \pi/2)$. This is illustrated in Fig. 1 for different values of η , where a transition occurs from a single minimum of $E(\theta)$ at $\theta_{\min} = 0$ ($\eta < 1$), to two minima located at some $\pm\theta_{\min} \neq 0$. This phase transition is associated to the parity symmetry $X_i \rightarrow -X_i$, which is respected for $\eta < 1$ (paramagnetic phase, $\langle X_i \rangle_{\theta_{\min}} = 0$) and broken for $\eta > 1$ (ferromagnetic phase, $\langle X_i \rangle_{\pm\theta_{\min}} \neq 0$). Since η decreases with k , increasing connectivity favors the paramagnetic phase.

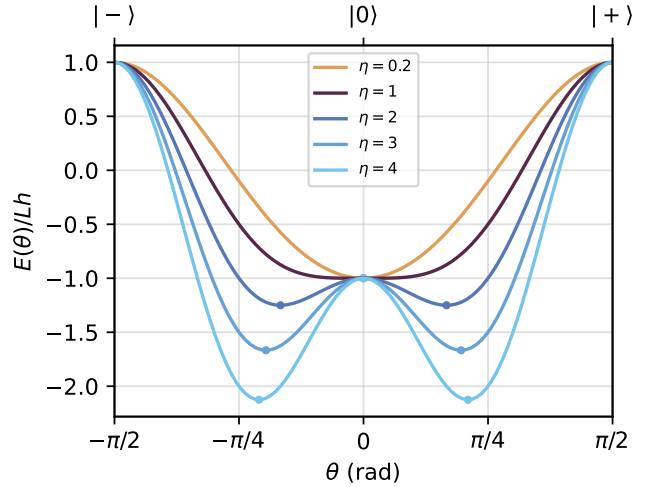


FIG. 1. Mean-field eigenenergies of the TFIM model given by Eq. (5) for different values of η , in a chain of length $L = 12$. Thicker points indicate energy minima.

In order to compare simulations with different values of k , we will take η as the main parameter of our model instead of J/h .

B. Mean-field dynamics

Mean-field (MF) theory provides a simple approximate method to study the evolution of a system. It is both a theoretical inspiration for PSA and a relevant method to compare with, which justifies our detailed introduction here. It has been heavily studied, in particular in the Ising model [56–63].

A simple and intuitive way to introduce MF theory is to consider the evolution of an operator O dictated by

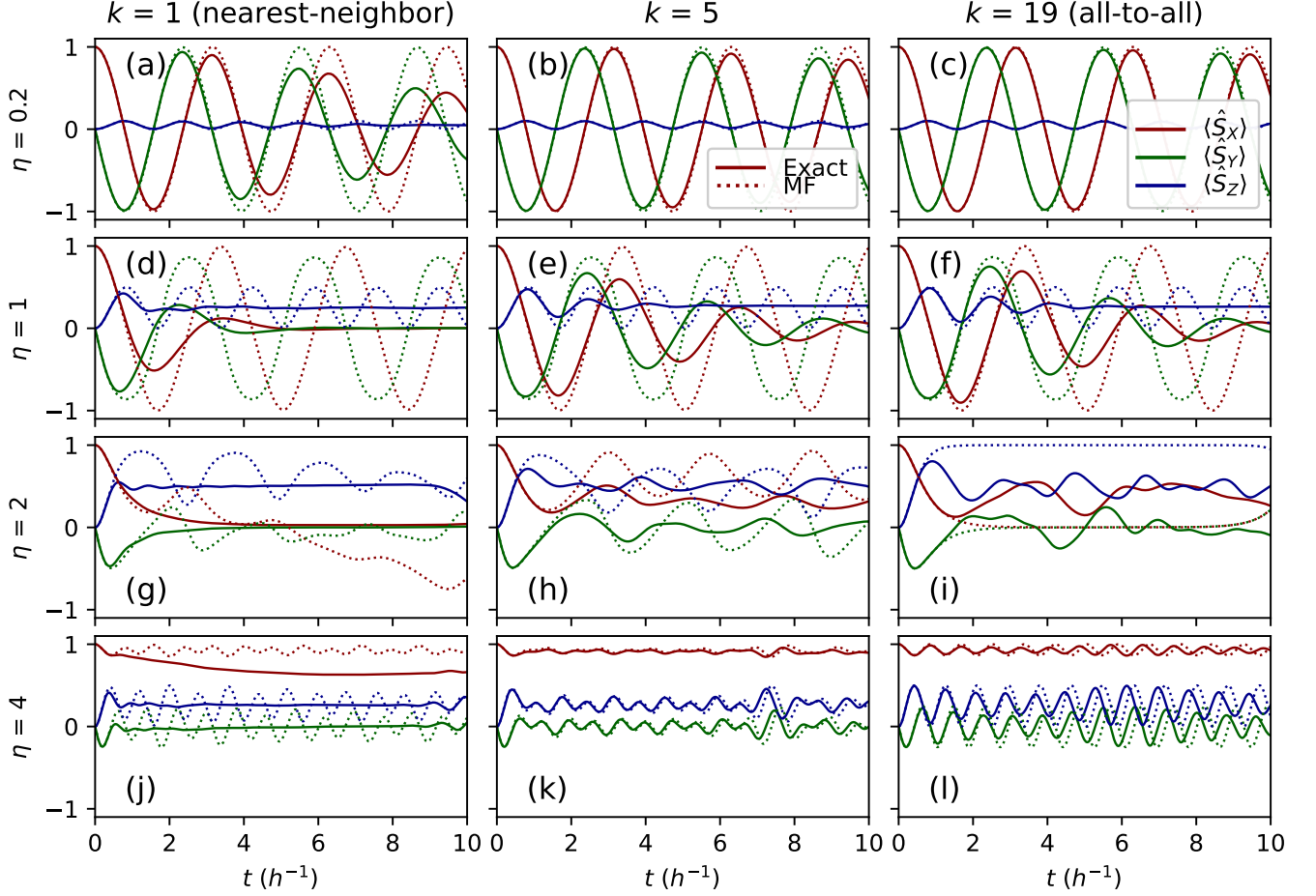


FIG. 2. Comparison of the exact (solid line) and MF (dotted line) evolutions of Pauli matrices expectation values, averaged over the $L = 20$ qubits. Specifically, the evolution of the observables $\hat{S}_O = \frac{1}{L} \sum_i \hat{O}_i$, with $\hat{O} = \hat{X}, \hat{Y}, \hat{Z}$, is shown as a function of time for four different values of η and three different k , with the initial state $|+\rangle^L$.

Ehrenfest's equation:

$$i \frac{d\langle O \rangle}{dt} = \langle [O, H] \rangle. \quad (7)$$

Solving exactly the Ehrenfest equations for a small (i.e., not tomographically complete) set of observables is a hard problem, because the commutator $[O, H]$ most likely does not belong to the span of the chosen set and needs to be evolved as another dynamical variable. By iteration of this argument, an exact solution of the system typically requires enlarging the set of variables until the number of observables to evolve is exponential in the system size. This makes an exact resolution as hard as solving the Liouville-von Neumann equation for the total system density matrix.

To circumvent this issue, the MF approach focuses on the three Pauli observables X_i, Y_i, Z_i for each qubit i , which form a complete set of observables in the qubit operator space. Each such operator O_i is associated to a time-dependent scalar o_i , set at initial time t_0 to $o_i(t_0) = \langle O_i \rangle(t_0)$. The MF approximation then consists

in replacing $\langle O_i \rangle$ by o_i in the Ehrenfest equation, with the convention that on the right-hand side, each Pauli product $\langle O_1 \dots O_L \rangle$ in the commutator term of Eq. (7) is replaced as follows:

$$\langle O_1 \otimes \dots \otimes O_L \rangle \longrightarrow o_1 \times \dots \times o_L. \quad (8)$$

Within this approach, where quantum correlations are neglected, we expect that

$$\forall t > 0, \quad o_i(t) \simeq \langle O_i \rangle(t), \quad (9)$$

with an exact equality when no entanglement is generated in the dynamics, and the system stays in a product state all along the evolution. Crucially, the MF approximation closes the system of Ehrenfest equations to the $3L$ single-qubit Pauli operators, making its resolution tractable with any ordinary differential equations solver.

In the case of our k -local TFIM, this results in this set

of equations:

$$\begin{cases} \partial_t x_i &= 2hy_i \\ \partial_t y_i &= -2hx_i + 2Jz_i \sum_{j \sim i} x_j, \\ \partial_t z_i &= -2Jy_i \sum_{j \sim i} x_j \end{cases}, \quad (10)$$

for all i .

By construction, the MF approximation assumes that single-qubit observables contain most of the relevant information to reproduce the system properties, and that each qubit i is described by its time-dependent Bloch vector

$$\vec{r}_i = \begin{pmatrix} x_i \\ y_i \\ z_i \end{pmatrix} \simeq \begin{pmatrix} \langle X_i \rangle \\ \langle Y_i \rangle \\ \langle Z_i \rangle \end{pmatrix} = \vec{r}_i^{\text{exact}} \in \mathbb{R}^3, \quad (11)$$

where the approximation between the two vectors indicates how well the mean-field approximation accurately reproduces the exact evolution.

The Bloch vector \vec{r}_i can also be viewed as a representation of the 1-qubit reduced density matrix R_i , through the mapping [64]

$$R_i = \frac{1 + \vec{r}_i \cdot \vec{\sigma}}{2} = \frac{1}{2} \begin{pmatrix} 1 + z_i & x_i - iy_i \\ x_i + iy_i & 1 - z_i \end{pmatrix}, \quad (12)$$

where $\vec{\sigma}$ is the vector of Pauli matrices. In the exact solution, the one-qubit density matrix can also be obtained from the full density matrix by performing the partial trace over all other qubits. Conversely, in the MF case, the full density matrix is the tensor product of each single-qubit reduced density matrix, since correlations between qubits are neglected:

$$R = R_1 \otimes \cdots \otimes R_L. \quad (13)$$

The MF approximation is thus expected to be applicable when the system is always close to a product state, i.e., when quantum fluctuations, or equivalently entanglement, are small all along the time evolution.

To illustrate this, we solved the system of Eq. (10) with a 4-th order Runge-Kutta technique, over a time interval $[0, T]$ with $T = 10$ (\hbar^{-1}), with a time step $dt = 10^{-2}$ (\hbar^{-1}). In Fig. 2, we compare the evolution of $x_i(t)$, $y_i(t)$ and $z_i(t)$ with the exact dynamics of $\langle X_i \rangle$, $\langle Y_i \rangle$ and $\langle Z_i \rangle$. All these quantities are averaged over the L qubits to make the comparison more legible, a choice justified by the small variance between different qubits (see App. B).

The results in a chain of length $L = 20$ are displayed for several values of η and k , with the initial tensor product state $|\psi\rangle^L$. As expected from the crudeness of the MF approximation, we observe that the MF approach can only reproduce the dynamics in a fairly restricted range of parameters. It succeeds in particular in the case where $J \propto \eta \ll 1$ and $k \gg 1$, for which the coupling terms

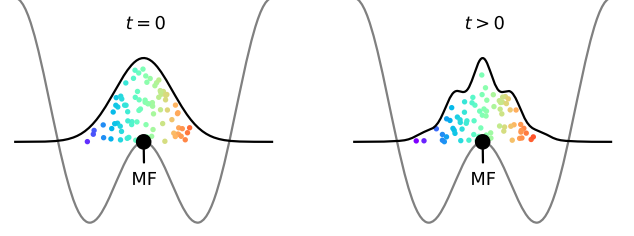


FIG. 3. Schematic representation of the PSA approach as the average of multiple stochastic MF trajectories, enabling better reproduction of quantum-state properties and subsequent evolution. Each point corresponds to a trajectory, while different colors guide the eyes. Using the mean-field theory for the potential energy surface shown would lead to no evolution (in this specific example where the initial state is $|0\rangle$). Indeed, in an MF approach (black filled circle), one cannot spontaneously break the symmetry of the problem, which would mean here that the system decides to move to the left or right side.

in Eq. (10) vanish, making the evolution perturbative and the MF product state close to exact. Conversely, we see that in the strong coupling regime $\eta \gg 1$, the MF approach can also be accurate. This success is due to the fact that here the initial state is almost an eigenstate of H when $JL \propto L\eta \gg \hbar$, making the evolution perturbative.

III. PHASE-SPACE APPROXIMATION (PSA) FOR QUBITS

A. General description

To overcome the limitations of MF, the PSA assumes each \vec{r}_i (or equivalently R_i) to be a random variable, characterized by its random initial value at $t = t_0$ and evolved for $t > t_0$ with the MF equations of motion. Each sample of the initial values produces a so-called trajectory, evolved independently from the others with the MF equations of motion. Each trajectory is therefore represented by a separable density matrix as in Eq. (13). In the following, we denote quantities from the n -th trajectory (or realization) by an exponent $\dots^{(n)}$, and statistical averages (means over all trajectories) with an overline to distinguish them from quantum expectation values.

To produce the correct initial time observables, the initial sampling is made such that the average (over trajectories) density matrix corresponds to the exact initial state $\rho(t_0)$,

$$\overline{R}(t_0) = \frac{1}{N_{\text{traj}}} \sum_{n=1}^{N_{\text{traj}}} R^{(n)}(t_0) \xrightarrow{N_{\text{traj}} \rightarrow +\infty} \rho(t_0). \quad (14)$$

Other conditions are necessary to reproduce the correct quantum fluctuations; they are discussed further below, along with the sampling method we use. Importantly, the

initial time density matrix of a trajectory is not a physical one. In particular, it lies beyond the Bloch sphere. Physicality is recovered after averaging over trajectories.

Each $R^{(n)}$ is then evolved within the MF approximation (8), so that $\bar{R}(t)$ provides an approximation of $\rho(t)$ at any t . Importantly, since trajectories are independent, the computational complexity of the method is only $O(N_{\text{traj}}L^2)$, and it easily benefits from multiprocessing computation, making it barely more expensive than the mean-field approach itself. Furthermore, unlike the bare MF approach, the density matrix \bar{R} can host correlations between qubits, due to correlations between the random variables R_i at different i .

Quantum expectation values during the time evolution are replaced by statistical averages over the set of (x_i, y_i, z_i) variables during the evolution. For instance, if we want to compute the expectation value of some Pauli string like $X_1 \dots Y_L$, we follow the correspondence:

$$\begin{aligned} \langle X_1 \dots Y_L \rangle_t &\longrightarrow \text{Tr} (X_1 \dots Y_L \bar{R}(t)), \\ &= \overline{\text{Tr} [X_1 R_1(t)] \dots \text{Tr} [Y_L R_L(t)]}, \\ &= \overline{x_1(t) \dots y_L(t)}. \end{aligned} \quad (15)$$

Importantly, the last line is in general not equal to $x_1(t) \times \dots \times y_L(t)$ due to the coupling between the different qubits in Eq. (10). This expression is very useful in practice, since one can obtain the evolution of observables simply by performing a statistical average over their MF scalar equivalent along the trajectory. Notably, to obtain observables, it is not necessary to explicitly construct the average density matrix, and the required memory usage remains linear in L .

To highlight the PSA philosophy, we give in Fig. 3 a schematic illustration of the sampling technique, and the evolution of events expected in the PSA technique for one of the energy landscapes shown in Fig. 1.

B. Initial sampling

The PSA relies on a choice of distribution for the initial density matrix $R(t_0)$, so that it satisfies Eq. (14). This ensures that every observable is recovered exactly at the initial time. In addition, we need to add constraints to enforce that the correct quantum fluctuations are also reproduced. Such sampling methods have been discussed in Refs. [36, 39, 40], with different sets of constraints and solutions.

Here, we assume that the initial state is a product state. As a result, we treat the different $\vec{r}_i(t_0)$ as statistically independent variables, and focus on the probability distribution to sample each coordinate for the qubit i . At this step, we highlight that full quantum correlations cannot be recovered by classical probabilities in the PSA framework, due to the fact that X , Y , and Z do not commute. For instance, despite the relation $\langle X_i Y_i \rangle = i \langle Z_i \rangle$, it is not possible to satisfy the constraint

$\bar{x}_i \times \bar{y}_i = \overline{x_i y_i} = i \bar{z}_i$ due to the variables $\bar{x}_i, \bar{y}_i, \bar{z}_i$ being real-valued.

Despite our model being unable to reproduce such relations on products of different observables, we can impose that all moments of the expectation value of X_i, Y_i, Z_i are reproduced by the moments of the random variables x_i, y_i, z_i . Formally, at any order $m \geq 1$ and at $t = t_0$, this condition is rephrased as

$$\overline{x_i^m} = \langle X_i^m \rangle, \quad \overline{y_i^m} = \langle Y_i^m \rangle, \quad \text{and} \quad \overline{z_i^m} = \langle Z_i^m \rangle. \quad (16)$$

As it turns out, despite Eq. (16) being a stronger assumption than Eq. (14) (which is equivalent to the case $m = 1$), it is easily satisfied. To do so, we take a biased Rademacher distribution [65] with support in $\{-1, +1\}$, defined by:

$$\begin{cases} z_i(t_0) = +1 \\ z_i(t_0) = -1 \end{cases} \quad \text{with probability} \quad \begin{cases} \langle 0 | \rho_i(t_0) | 0 \rangle \\ \langle 1 | \rho_i(t_0) | 1 \rangle. \end{cases} \quad (17)$$

and similarly for x_i, y_i , using the eigenbasis of X_i and Y_i instead of $(|0\rangle, |1\rangle)$. This corresponds to the probability distribution defined by Born's rule, assuming the state is prepared anew between each measurement. Due to the fact that $x_i^2 = y_i^2 = z_i^2 = 1$, odd (respectively even) moments are all equal (same as for Pauli observables), and it is easily seen that the correct moments are reproduced for $m = 1, 2$ by Born's rule.

To sum up, the distribution of initial density matrices is obtained by sampling the Bloch coordinates. Each coordinate is sampled independently, for lack of a better way to reproduce quantum fluctuations with classical probabilities. Furthermore, for each coordinate, a natural choice of sampling is to copy Born's rule probability law, ensuring the moments at any order $m \geq 1$ associated with the exact state $\rho(t_0)$ are well reproduced. We conclude by highlighting the following fact: each qubit having a Bloch norm $\|\vec{r}_i(t_0)\| = \sqrt{3}$, which is conserved along the MF evolution, the trajectories themselves are not physical. This is however not problematic, since we only interpret the average over the trajectories, which satisfies $\|\vec{r}_i(t)\| \leq 1$ up to some statistical fluctuations.

C. Discussion of the method for a general initial state

The PSA can also be formulated for complex and correlated initial states [39]. In this case, the condition that the average density matrix matches the exact density matrix can be relaxed. Instead, a minimal condition should be that the expectation values of Pauli strings of length one and two are properly reproduced. This is equivalent to imposing that the first and second moments of 1-qubit observables are properly described at the initial time, as was originally proposed in Ref. [34].

Effects beyond MF are incorporated through the statistical average and through the fact that the MF equations

of motion, or Eqs. (10), are non-linear. Such equations also highlight the importance of reproducing the first and second moments at t_0 . Indeed, by averaging the Eqs. (10) over the trajectories, one observes that $(\bar{x}_i, \bar{y}_i, \bar{z}_i)$ are coupled to the set of second moments $\{\bar{z}_i \bar{x}_j, \bar{y}_i \bar{x}_j\}$, similarly to what we have in the exact solution. More generally, one can demonstrate that the PSA leads to a set of coupled moments where the k -th moments are coupled to the $(k+1)$ -th moments, a feature that significantly enriches the dynamics [66].

IV. BENCHMARK ON SMALL-SCALE TFIM

Based on the simple statistical average prescription illustrated in Eq. (15), one can compute any observable by simply averaging its value over different trajectories differing solely from their initial condition. In the following, the PSA results will be systematically shown by averaging over $N_{\text{traj}} = 10^4$ trajectories, which is sufficient to achieve good statistical accuracy and convergence for the considered model.

A. Single-qubit observables

To assess the predictive power of the PSA technique, we have systematically compared the evolution of mean values for varying two-body strengths η and k . We show in Fig. 4 the same comparison as in Fig. 2 except that now the exact evolution is compared to the PSA results. (For the sake of completeness, results for one single qubit are also shown in App. B.)

By comparison with the bare MF approach, Fig. 4 illustrates that the PSA technique has a much better predictive power to simulate 1-qubit averaged observables. In particular, it reproduces the damping mechanism and the long-time asymptotics over a wide range of k and η values. Similar improvements were observed in its original many-body formulation [35–37, 39] or when applied to neutrino systems [41, 42, 44]. Still, we see in the strong coupling regime ($\eta > 2$) that the long-time revival of oscillations are not properly reproduced by the PSA. This revival is due to quantum interferences induced by the bouncing back of the wave function at the boundaries of the lattice. Such effects cannot be treated assuming independent classical trajectories; see, for instance, the discussions in [67, 68]. Above $\eta > 2$, the system enters a different regime for large k values. Indeed, in this case, the two-qubit interaction becomes dominant, and the one-qubit term acts as a perturbation. Surprisingly enough, the mean-field approximation turns out to outperform the PSA where the damping is overestimated while the exact solution continues to oscillate (see panels (l) of Fig. 2 and 4). Such behavior turns out to be rather specific to the initial state we considered, $|+\rangle^L$, which is an eigenstate of the two-qubit terms of the Hamiltonian.

If we change the initial state, one recovers that the PSA is more predictive than the MF (see Fig. 5).

In order to have a more compact view of the capacity of PSA to reproduce the exact result for one-qubit observables, we define the time- and qubit-averaged deviation with respect to the exact case as:

$$D_r(T) = \frac{1}{LT} \int_0^T \sum_{i=1}^L \|\vec{r}_i^{\text{exact}}(t) - \vec{r}_i(t)\| dt \quad (18)$$

with the time-dependent Bloch vectors of Eq. (11). Here $\|\cdot\|$ is the usual 2-norm, and T is the total simulation time. Example of values obtained for different (k, η) values and selected initial conditions are shown in Fig. 5. We clearly see in this figure that the PSA improves as k increases and, not surprisingly, degrades as η increases and the approximation of independent trajectories breaks down.

B. Two-qubits observables

Besides Bloch coordinates, the PSA technique can predict correlations (or fluctuations) and higher-order moments. We illustrate this aspect in the present section by defining the three quantities:

$$\sigma_O^2(t) = \frac{1}{L} \sum_{i < j} \langle O_i O_j \rangle_t - \langle O_i \rangle_t \langle O_j \rangle_t \quad (19)$$

for $O = X, Y$ or Z . Illustrations of the quantum fluctuations of these quantities are shown in Fig. 6, and compared to their PSA equivalent obtained from the average:

$$\Sigma_O^2(t) = \frac{1}{L} \sum_{i < j} \overline{o_i o_j} - \overline{o_i} \cdot \overline{o_j}. \quad (20)$$

This figure shows the different parameter regimes in which the PSA succeeds or fails at predicting the exact quantum fluctuations. A good reproduction is observed when $k > 1$ and $\eta \leq 1$, in agreement with the previous analysis made for 1-body observables and synthesized in Fig. 5. For $\eta > 1$, we see faster oscillations that the PSA fails to reproduce due to its statistical dampening. Finally, for $k = 1$ and $\eta = 2$, we observe in Fig. 6 (panel g) a high peak of the value of $\sigma_x^2(t)$. This singular behavior can be attributed to the boundary effect, in which part of the wave function bounces back from the end of the chain, leading to interference.

C. Entanglement entropies

As a reminder, the PSA framework allows us to recover the time-dependent reduced density matrix \bar{R}_i of qubit i through Eq. (12). By tensor product, this generalizes to the reduced density matrix $\bar{R}_I = \bar{R}_{i_1} \otimes \dots \otimes \bar{R}_{i_m}$ of any

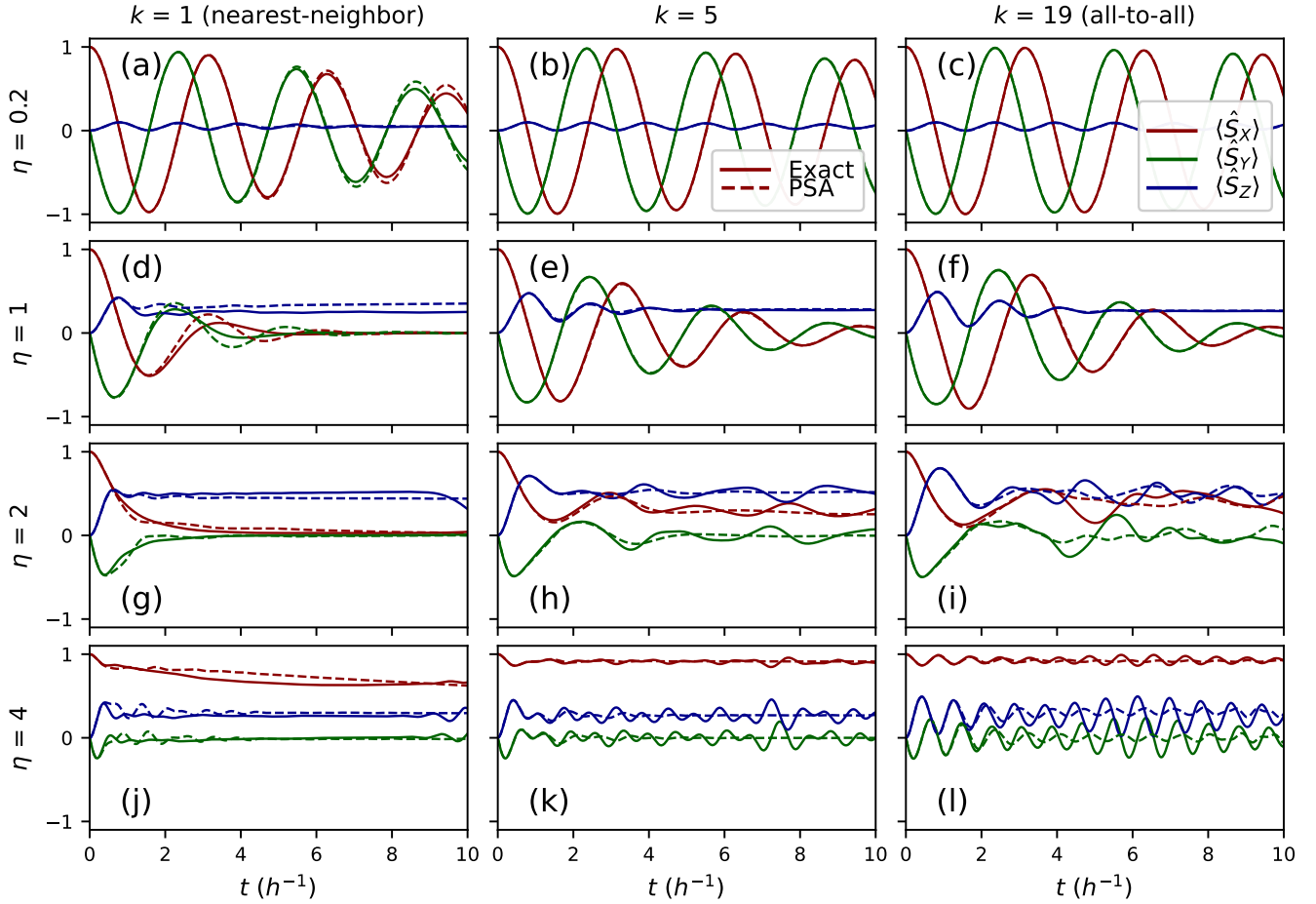


FIG. 4. Comparison of the exact (solid lines) and PSA (dashed lines) dynamics, obtained by averaging $N_{\text{traj}} = 10^4$ trajectories. Same observables and same parameters as in Fig. 2. A comparison to Fig. 2 shows drastic improvements compared to mean field.

subsystem $I = (i_1, \dots, i_m)$ of m qubits. Given such a subsystem, we are interested in its entanglement entropy with the other qubits,

$$S_I = -\text{Tr}[\bar{R}_I \log \bar{R}_I]. \quad (21)$$

If \bar{R}_I is a good approximation to the exact reduced density matrix on I , then the entanglement entropy should be reproduced faithfully. Therefore, this provides a key quantity to evaluate the predictive power of the PSA.

Equation (21) requires the diagonalization of a $2^m \times 2^m$ (hermitian) matrix, so that practical computation is limited to small values of m . In Fig. 7, we thus display the evolution of $S_I(t)$ for $I = (1, \dots, m)$ where $m \in \{1, 2, 3\}$, for $L = 10$, obtained from both the PSA and the exact evolutions. This corresponds to the entanglement entropy of the 1, 2, and 3 leftmost qubits with respect to the rest of the chain. Note that we use the logarithm in base 2.

For all values of k and η , we see from this figure that the PSA approach has a good predictive power for the 1-qubit entanglement entropy. It is noteworthy that the

1- and 2-qubit entanglement entropies previously computed with the PSA for neutrinos with all-to-all interactions [41, 42, 44] were found to be in excellent agreement with the exact values.

Here, however, the 2-qubit entanglement entropy is reproduced with a lesser fidelity, especially at $k = 1$ and at short times. In this regime, we observe that the PSA tends to overestimate the entanglement entropy at short times, with an inaccurate initial growth rate. This unwanted behavior worsens when the subsystem size increases, a phenomenon which may be attributed to small instabilities in the 2^m eigenvalues of R_I that contribute to S_I . Such instabilities appear in fact at $t = 0$ for any value of k , resulting in $S_I(t = 0) > 0$, and are due to statistical fluctuations of the random variable $R_I(t = 0)$. Indeed, at the initial time and with the Rademacher sampling, the density matrices of individual trajectories are not positive; only the average over trajectories should recover positivity in the limit of infinite trajectories. Since the exact state is a product state, some eigenvalues of the exact density matrix are zero. Therefore, for a finite

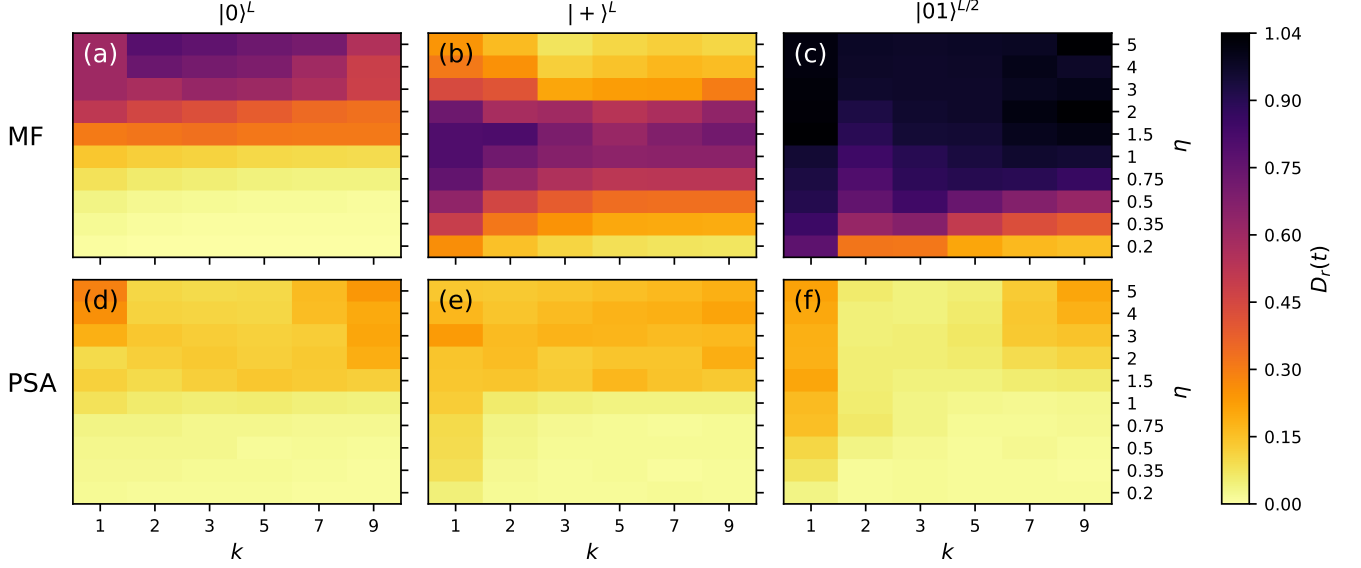


FIG. 5. Deviation from the exact dynamics $D_r(T)$, for different (k, η) values. From left to right, the initial state is $|0\rangle^L$, $|+\rangle^L$ and $|01\rangle^{L/2}$, and MF (top row) is compared to PSA (bottom row). Results have been obtained for $L = 10$ and final time $T = 10$ (\hbar^{-1}).

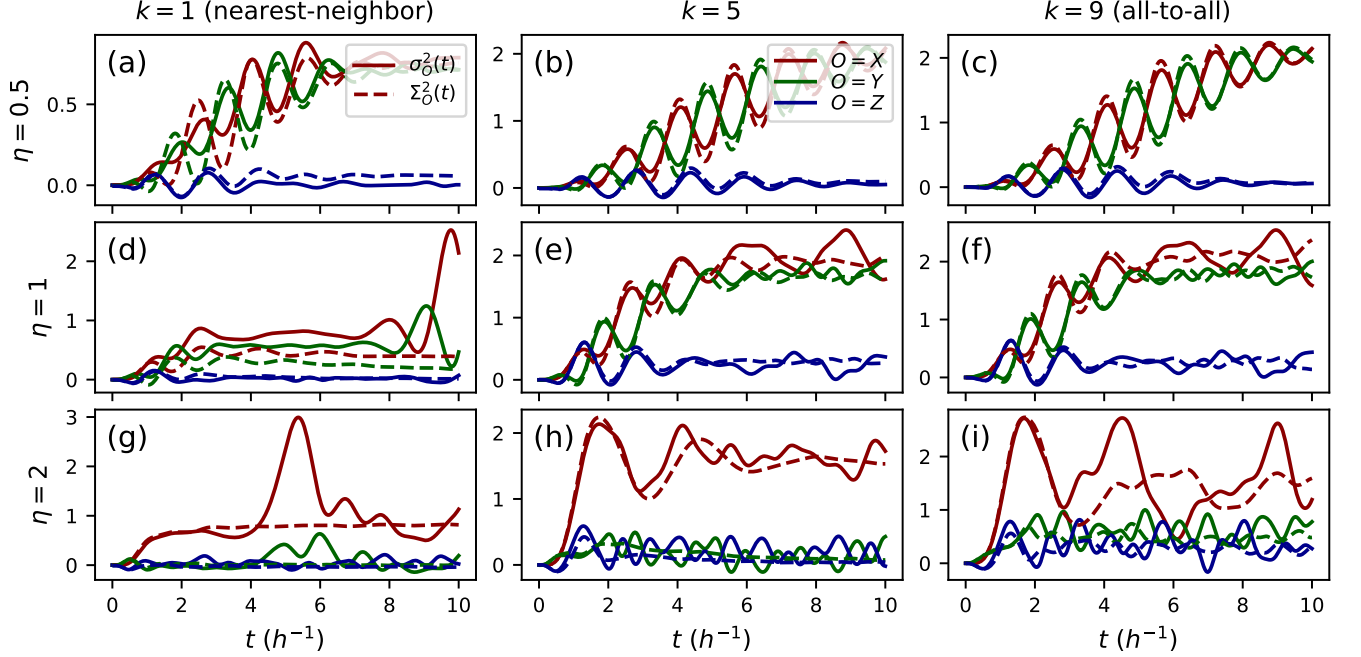


FIG. 6. Comparison of the exact correlations σ_O (plain lines) with the PSA correlations Σ_O (dashed lines) for the three operators $O = X, Y$ and Z . The initial state $|+\rangle^L$ is evolved with the parameters $\eta \in \{0.5, 1, 2\}$ and $k \in \{1, L/2, L-1\}$ in a chain of length $L = 10$.

number of trajectories, we expect statistical fluctuations to yield positive and negative eigenvalues at a distance $\sim 1/\sqrt{N_{\text{traj}}}$ from zero.

Finally, we mention that PSA does not reproduce the symmetry of entanglement entropy when swapping the

two subsystems, i.e., if I and I' are two subsystems that partition the whole system, then $S_I = S_{I'}$. This is a consequence of the fact that the PSA "state" \bar{R} is a mixed state, while the mentioned symmetry holds only for pure states. Actually, it is known that the von Neumann en-

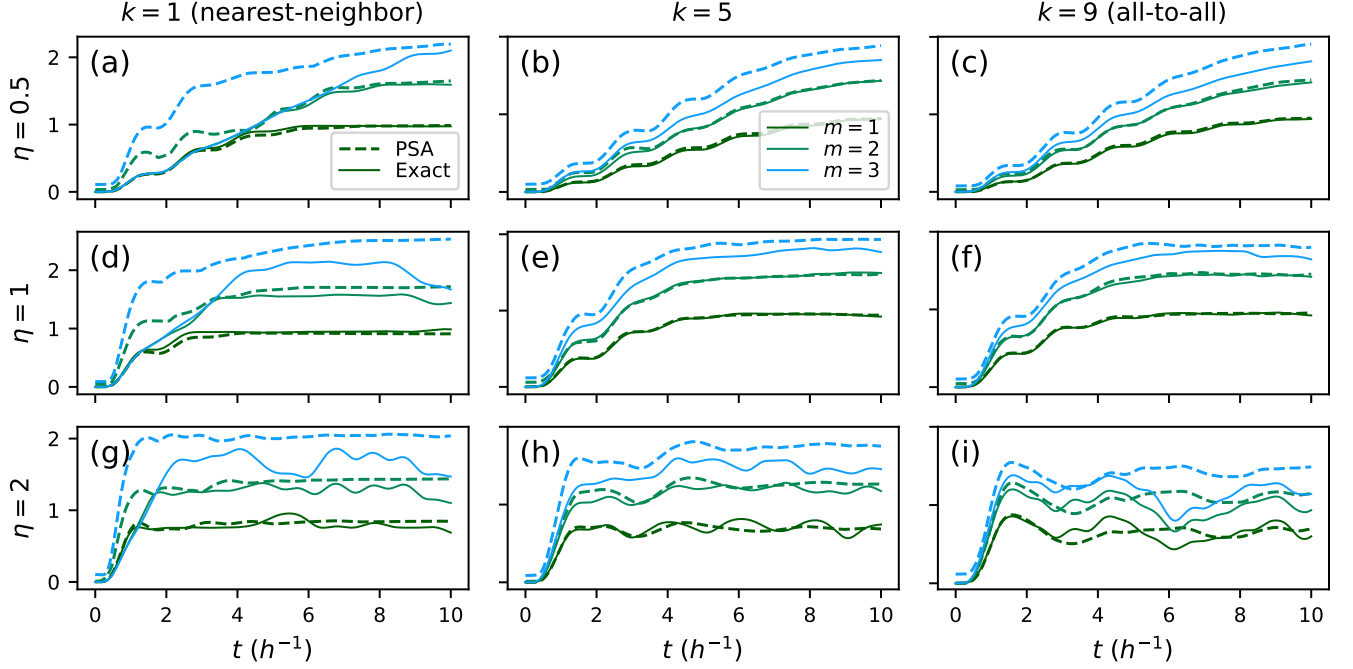


FIG. 7. Comparison between the exact (solid lines) and PSA (dashed line) bipartite entanglement entropy between the leftmost $m = 1, \dots, 3$ qubits, obtained for $L = 10$ sites, $\eta \in \{0.5, 1, 2\}$ and $k \in \{1, L/2, L-1\}$, for an evolution starting at the initial state $|+\rangle^L$.

tanglement entropy Eq. (21) is not a good indicator of entanglement in mixed states[69, 70]. For all these reasons, we restrict ourselves to the study of 1-qubit reduced entropies in the next section.

V. BENCHMARK ON LARGE-SCALE TFIM

One very attractive aspect of the PSA approach is its quadratic numerical scaling and therefore its capacity to simulate very large numbers of qubits, in any dimension. These aspects are studied below. Based on the conclusions above, we focus on one-qubit observables and moderate coupling strengths $\eta < 2$ for which the PSA is expected to be accurate.

A. Numerical scaling for large numbers of qubits

As the number of qubits L increases, the number of coupled equations to solve is always $3L$. Therefore, we expect them to be solved with a low polynomial complexity. For instance, we performed their evolution in our work with a non-adaptive 4-th order Runge-Kutta method to evolve all PSA trajectories. Such solver typically incurs a linear cost with respect to the number of equations. As a result, we confirm an overall linear scaling in Fig. 8, where we show the CPU time required to compute $N_{\text{traj}} = 500$ PSA trajectories of a 1D TFIM

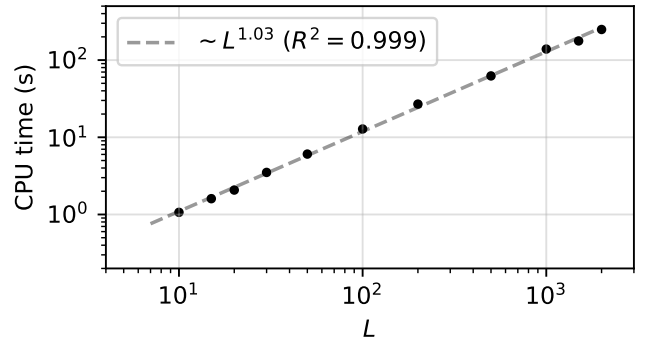


FIG. 8. Linear scaling of the CPU time required for the PSA evolution of chains with varying length L and nearest-neighbor coupling, using $N_{\text{traj}} = 500$ trajectories and 200 processors, including pre-computation of $3L$ commutators with H . Dashed grey line: linear regression performed over the data points.

with $k = 1$ over 10^3 time steps and with 200 processors.

In general, we expect the overall complexity to go from $\mathcal{O}(L)$ when $k = 1$ up to $\mathcal{O}(L^2)$ when $k \sim L$. This drastic increase is due to the computation of all $3L$ commutators from Ehrenfest's equations insofar as each single commutator requires itself $\mathcal{O}(L)$ terms (Pauli strings) to be built in the limit of all-to-all coupling. Thus we regard the complexity of our approach as being quadratic, although in many prominent cases (e.g. nearest-neighbor

or second-nearest-neighbor coupling) it remains linear in L . Finally, we emphasize that one can always benefit from the independence of the different trajectories, which allows to parallelize them on several CPUs.

B. Single qubit observables

On small systems, as we saw in the previous sections, single-qubit observables are well described by PSA. Here we extend this claim to large systems, up to $L = 2000$ qubits. Since exact computation is out of reach at these scales, we compare PSA with a Matrix Product State (MPS) calculation. The quality of the MPS approximation is tuned by its bond dimension χ , which characterizes the amount of entanglement entropy it captures [1]. For a chain of length L , we restrict this bond dimension to $\chi = 2^9/\sqrt{L}$, a choice justified in App. A1 by comparison to the memory cost of an exact resolution. The bond dimension of the MPS decreases with L , so that the memory cost is capped at the memory used for an exact resolution with ~ 20 qubits.

The comparison is shown in Fig. 9, where the evolution of average (over qubits) Bloch coordinates are displayed for increasing L . Here, we observe a good agreement between the MPS and the PSA, accrediting the hypothesis that even at such large number of qubits, both methods yield results close to the exact physics of the TFIM. In each panel, we observe an equilibration of the system, characterized by the convergence of the observables around an asymptotic mean value. The results are similar when varying L ; this can be explained by the emergence of a translational periodicity in the bulk of the chain, a phenomenon expected from the low variances between different qubits as mentioned in App. B.

Eventually, the main difference between both predictions proves to be small oscillations of $\langle S_Z \rangle$, located around $t = 10$ (\hbar^{-1}) for $L \geq 500$ with the MPS. By extrapolation from small length chains, we expect these oscillations to be inherent to the physics of the chain, rather than a numerical artifact from the method.

C. Capturing equilibration processes

1. Key figures of equilibration

We turn to an aspect of dynamics for which PSA is believed to provide particularly good estimates: the equilibration process. Our goal here is to characterize the equilibration process of one-qubit degrees of freedom in the k -local TFIM described by Eq. (1). We focus on the possibility of extending our exact analysis of small chains ($L \leq 20 - 30$) to larger systems using both the MPS, and the PSA.

One of the signatures of the equilibration process is the damping observed in the Bloch coordinates, as displayed

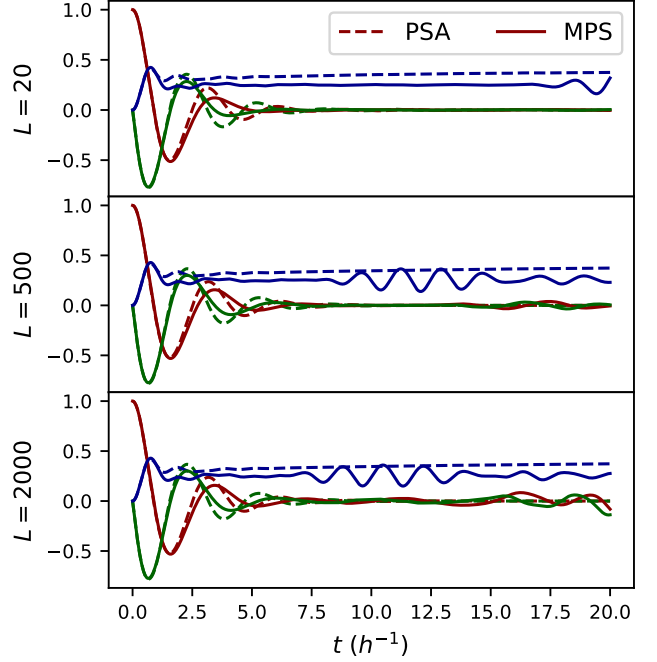


FIG. 9. PSA and MPS evolution of the mean Bloch coordinates \hat{S}_O , $O = X, Y, Z$ (red, green, blue) in three chains of size $L = 20, 500$ and 2000 qubits, with $\eta = k = 1$ and initial state $|+\rangle^L$.

for instance in Fig. 4. Examples of the Bloch coordinates are given in Fig. 9.

Another signature, which is more convenient, is the stabilization of the 1-qubit entanglement entropy over time, observed in Fig. 7. Here, we will use the average (over qubits) 1-qubit entanglement entropy

$$S = -\frac{1}{L} \sum_{i=1}^L \text{Tr} [\bar{R}_i \log \bar{R}_i]. \quad (22)$$

Interestingly, this quantity depends only on the norm of the Bloch vectors $\|\vec{r}_i\|$. Indeed, introducing $\lambda_i^\pm = (1 \pm \|\vec{r}_i\|)/2$ the two eigenvalues of \bar{R}_i , we have

$$\text{Tr} [\bar{R}_i \log \bar{R}_i] = \lambda_i^+ \log(\lambda_i^+) + \lambda_i^- \log(\lambda_i^-), \quad (23)$$

Hence, the 1-qubit entropy is a convenient way to summarize information about the dampening of Bloch coordinates. As can be seen in Fig. 7, we expect for most parameters that $S(t)$ first increases rapidly during a characteristic time τ before saturating to an asymptotic value S_∞ . We will focus on these two quantities for the remainder of this section, using the definitions that follow.

First, to account for small fluctuations of S , we take the asymptotic entropy to be

$$S_\infty = \frac{1}{\Delta} \int_{T-\Delta T}^T S(t) dt. \quad (24)$$

Here we used $T = 20$ (\hbar^{-1}), while $\Delta T = 4$ (\hbar^{-1}), in order to smooth out small fluctuations of S . Second, the

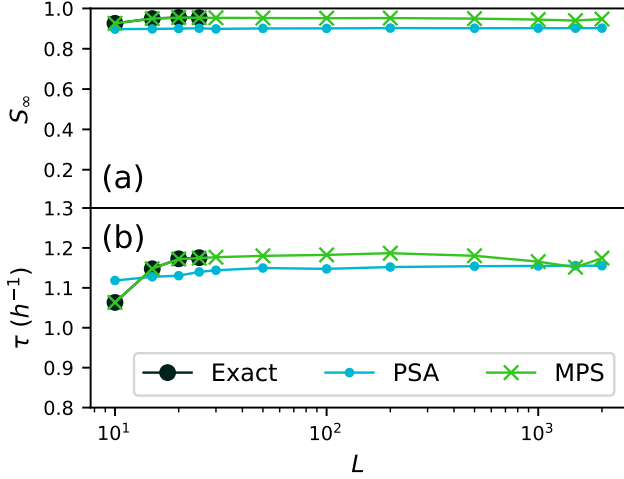


FIG. 10. Dependence of the entropy asymptotic value $S_\infty \in [0, 1]$ (panel a) and characteristic growth time τ (panel b) with respect to L . Obtained from exact (black dots), PSA (blue circles) and MPS (green crosses) evolutions, with physical parameters: $\eta = k = 1$, initial state $|+\rangle^L$, evolution duration $T = 20$ (\hbar^{-1}).

characteristic time τ is defined by fitting the entropy over an exponential ramp of the form $t \mapsto S_\infty(1 - \exp -t/\tau)$. Note that we could also determine S_∞ through this fit, but in practice, this worsens the sensitivity of τ to accidental quirks in the entropy due, e.g., to finite-size effects.

2. Results

We show these quantities for different length chains L , ranging from $L = 10$ to $L = 2000$ qubits in Fig. 10. Overall, we see that the PSA estimations of both the long-time entanglement entropy and the characteristic raising time are, although not equal, consistent with the MPS calculation. Given that the two techniques are vastly different in nature, this comforts us in saying these estimations are close to exact. The small difference between PSA and MPS can be explained by a small discrepancy in the asymptotic value of the Bloch coordinates, where PSA overestimates the slightly oscillating Z coordinate, as shown in Fig. 9.

While these physical quantities are interesting in their own, the main takeaway is that the PSA appears in good agreement with other approximate methods like MPS. Moreover, this illustration shows that PSA is suitable for very large systems, up to thousands of qubits, to capture important aspects of the dynamics.

D. Generalization to 2D or 3D lattices

The MF approach, as described in Sec. II B, can be generalized to multi-dimensional lattices, with an arbi-

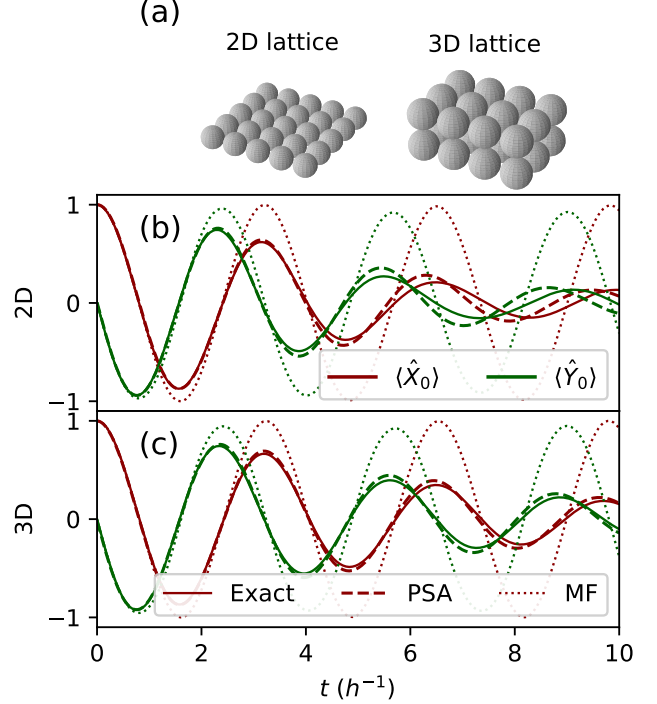


FIG. 11. Comparison between PSA, MF, and exact dynamics in 2D and 3D. (a) Geometries used for 2D and 3D simulations. (b, c) Dynamics of $\langle X_0 \rangle$ and $\langle Y_0 \rangle$ on one of the corner qubits using the exact (solid lines), MF (dotted), and PSA (dashed) methods. $\langle Z_0 \rangle$ is as well reproduced by the PSA as $\langle X_0 \rangle$ and $\langle Y_0 \rangle$, but is omitted here to improve the legibility. Parameters: initial state $|+\rangle^L$, $\eta = 0.75$ and $k = 1$.

trary interaction matrix, and so does the PSA approach. In this section, we compare PSA with MF and with exact dynamics on 2D and 3D square-lattice TFIM, with only nearest-neighbor interactions. The specific lattices are shown in Fig. 11-(a). They correspond to a 5×5 and a $4 \times 3 \times 2$ lattices. For such a number of qubits, the exact solution is still reachable.

Fig. 11 (b) and (c) show the dynamics of the X and Y Bloch coordinates of one of the corner qubits, respectively for 2D and 3D. In these examples, we clearly see that the MF does not capture any damping effect, whereas the PSA provides a much better estimate, only slightly underestimating the damping. Interestingly, when going from 2D to 3D, we observe a slight improvement in the PSA in the second half of the evolution, as the phase of the oscillations appears more accurate in 3D. Despite the different geometries and boundary effects, this could be explained by the higher number of neighbors, which makes the MF approximations in the PSA less detrimental.

VI. CONCLUSION

The Phase-Space Approximation, originally proposed to treat interacting fermionic systems, is formulated here directly on qubits and benchmarked on an Ising model. Based on a statistical sampling of independent mean-field evolutions, this technique has a low numerical cost, allowing simulations of qubit registers containing up to several thousand qubits.

First, we provided a simple formulation of PSA on qubits, refocusing the attention on the density matrix, which is more adapted to the quantum computing community. By equivalence, this also provides an alternate, and simple, formulation of the discrete truncated Wigner approximation.

Then, we benchmarked the approach across a diverse set of physical problems encoded on qubits. To this aim, we considered the TFIM with various levels of locality and interaction strength. We simulated systems ranging from nearest-neighbor to all-to-all interactions, which are respectively relevant to condensed matter and nuclear physics.

The original MF theory, from which the PSA approach is formulated, implicitly assumes that one-qubit degrees of freedom contain the important information on the system. As such, MF is adequate for short-time evolution and, in general, is unable to describe quantum fluctuations. While keeping the simplicity of MF along each trajectory, the PSA technique has a much better predictive power. We showed that, for most parameters, it provides better reproduction of one-qubit properties than MF and includes damping effects towards well-predicted long-time equilibrium. Although it also improves the description of two-qubit observables and/or quantum fluctuations compared to MF, this reproduction is not perfect. We observe deviations in the prediction of observables, especially multi-qubit observables, and in the local interaction regime characterized by $k \ll L$. These results complete previous observations made on fermionic

systems in the case of all-to-all systems, such as atomic nuclei or neutrinos.

Our main conclusion from this study is that the PSA approach, although not exact, provides a good reference for comparison of 1-qubit properties for future simulation on quantum devices. This technique might be of great interest with large qubit registers, where other approximate methods might be extremely difficult to apply, or would benefit from a double-check when applicable (e.g. tensor networks). As an illustration of the attractive aspects of the PSA methods, applications to 1D systems having up to 2000 qubits, and systems in 2D or 3D, are presented and compared to tensor network emulation or exact solutions when possible.

Hopefully, the PSA will add to state-of-the-art quantum simulation methods, thanks to its simplicity, computational efficiency, and availability for different geometries. In particular, our formulation for qubits complements the formulation of the discrete truncated Wigner approximation, which yields similar equations through the Wigner-Weyl formalism [46–49]. We leave for future work the theoretical development of the PSA based on refinements of the MF techniques, and further studies based on clustered geometries [25, 26].

VII. ACKNOWLEDGMENTS

This project has received financial support from the CNRS through the AIQI-IN2P3 project. This work is part of the HQI initiative (www.hqi.fr) and is supported by France 2030 under the French National Research Agency award number “ANR-22-PNQC-0002”. This publication has received funding under Horizon Europe programme HORIZON-CL4-2022-QUANTUM-02-SGA via the project 101113690 (PASQuanS2.1). Exact and MPS numerical calculations were performed using the Eviden Qaptiva platform.

-
- [1] R. Orús, A practical introduction to tensor networks: Matrix product states and projected entangled pair states, *Ann. Phys.* **349**, 117 (2014).
 - [2] F. Verstraete and J. I. Cirac, Matrix product states represent ground states faithfully, *Physical Review B—Condensed Matter and Materials Physics* **73**, 094423 (2006).
 - [3] U. Schollwöck, The density-matrix renormalization group in the age of matrix product states, *Annals of physics* **326**, 96 (2011).
 - [4] J. I. Cirac, D. Perez-Garcia, N. Schuch, and F. Verstraete, Matrix product states and projected entangled pair states: Concepts, symmetries, theorems, *Reviews of Modern Physics* **93**, 045003 (2021).
 - [5] F. Verstraete, V. Murg, and J. I. Cirac, Matrix product states, projected entangled pair states, and variational renormalization group methods for quantum spin systems, *Adv. Phys.* **57**, 143 (2008).
 - [6] F. Verstraete and J. I. Cirac, Renormalization algorithms for quantum-many body systems in two and higher dimensions, *arXiv:cond-mat/0407066* (2004).
 - [7] G. Vidal, Entanglement renormalization, *Phys. Rev. Lett.* **99**, 220405 (2007).
 - [8] G. Vidal, Class of quantum many-body states that can be efficiently simulated, *Phys. Rev. Lett.* **101**, 110501 (2008).
 - [9] D. Gottesman, The heisenberg representation of quantum computers (1998), *arXiv:quant-ph/9807006* [quant-ph].
 - [10] T. Begušić, J. Gray, and G. K.-L. Chan, Fast and converged classical simulations of evidence for the utility of quantum computing before fault tolerance, *Science Advances* **10**, eadk4321 (2024), <https://www.science.org/doi/pdf/10.1126/sciadv.adk4321>.

- [11] A. Angrisani, A. Schmidhuber, M. S. Rudolph, M. Cerezo, Z. Holmes, and H.-Y. Huang, Classically estimating observables of noiseless quantum circuits, *Phys. Rev. Lett.* **135**, 170602 (2025).
- [12] P. Rall, D. Liang, J. Cook, and W. Kretschmer, Simulation of qubit quantum circuits via pauli propagation, *Physical Review A* **99**, 062337 (2019).
- [13] C. Gardiner and P. Zoller, *Quantum noise: a handbook of Markovian and non-Markovian quantum stochastic methods with applications to quantum optics* (Springer Science & Business Media, 2004).
- [14] R. E. Wyatt, *Quantum Dynamics with Trajectories: Introduction to Quantum Hydrodynamics* (Springer, New York, 2005).
- [15] Á. S. Sanz and S. Miret-Artés, *A Trajectory Description of Quantum Processes. I. Fundamentals: A Bohmian Perspective*, Lecture Notes in Physics, Vol. 850 (Springer, Berlin, 2012).
- [16] Á. S. Sanz and S. Miret-Artés, *A Trajectory Description of Quantum Processes. II. Applications*, Lecture Notes in Physics, Vol. 831 (Springer, Berlin, 2014).
- [17] X. Oriols and J. Mompart, *Applied Bohmian Mechanics: From Nanoscale Systems to Cosmology* (CRC Press, Boca Raton, 2019).
- [18] E. Nelson, Derivation of the Schrödinger equation from Newtonian mechanics, *Phys. Rev.* **150**, 1079 (1966).
- [19] E. Nelson, *Quantum Fluctuations* (Princeton University Press, Princeton, NJ, 1985).
- [20] D. Bohm, A suggested interpretation of the quantum theory in terms of “hidden” variables. I, *Phys. Rev.* **85**, 166 (1952).
- [21] D. Bohm, A suggested interpretation of the quantum theory in terms of “hidden” variables. II, *Phys. Rev.* **85**, 180 (1952).
- [22] E. Deotto and G. Ghirardi, Bohmian mechanics revisited, *Foundations of Physics* **28**, 1 (1998).
- [23] D. Dürr and S. Teufel, Bohmian mechanics, in *Bohmian Mechanics: The Physics and Mathematics of Quantum Theory* (Springer, 2009) pp. 145–171.
- [24] S. M. Davidson, D. Sels, and A. Polkovnikov, Semiclassical approach to dynamics of interacting fermions, *Annals of Physics* **384**, 128 (2017).
- [25] J. Wurtz, A. Polkovnikov, and D. Sels, Cluster truncated wigner approximation in strongly interacting systems, *Annals of Physics* **395**, 341 (2018).
- [26] A. Braemer, J. Vahedi, and M. Gärttner, Cluster truncated wigner approximation for bond-disordered heisenberg spin models, *Physical Review B* **110**, 054204 (2024).
- [27] R. P. Feynman, Space-time approach to non-relativistic quantum mechanics, *Rev. Mod. Phys.* **20**, 367 (1948).
- [28] R. P. Feynman, An operator calculus having applications in quantum electrodynamics, *Phys. Rev.* **84**, 108 (1951).
- [29] R. P. Feynman and A. R. Hibbs, *Quantum Mechanics and Path Integrals* (McGraw-Hill, New York, 1965).
- [30] R. Feynman and A. H. Q. Mechanics, Path integrals, *Lecture Notes Phys* **106**, 64 (1979).
- [31] C. Grosche, F. Steiner, and F. Steiner, *Handbook of Feynman path integrals*, Vol. 145 (Springer, 1998).
- [32] S. A. Albeverio, R. J. Hoegh-Krohn, and S. Mazzucchi, *Mathematical theory of Feynman path integrals: an introduction* (Springer, 2008).
- [33] H. Mori, Transport, collective motion, and brownian motion, *Prog. Theor. Phys.* **33**, 423 (1965).
- [34] S. Ayik, A stochastic mean-field approach for nuclear dynamics, *Phys. Lett. B* **658**, 174 (2008).
- [35] D. Lacroix and S. Ayik, Stochastic quantum dynamics beyond mean field, *Eur. Phys. J. A* **50**, 95 (2014).
- [36] D. Lacroix, S. Ayik, and B. Yilmaz, Symmetry breaking and fluctuations within stochastic mean-field dynamics: Importance of initial quantum fluctuations, *Phys. Rev. C* **85**, 041602 (2012).
- [37] D. Lacroix, D. Gambacurta, and S. Ayik, Quantal corrections to mean-field dynamics including pairing, *Phys. Rev. C* **87**, 061302 (2013).
- [38] D. Lacroix, S. Hermanns, C. M. Hinz, and M. Bonitz, Ultrafast dynamics of finite hubbard clusters: A stochastic mean-field approach, *Phys. Rev. B* **90**, 125112 (2014).
- [39] B. Yilmaz, D. Lacroix, and R. Curebal, Importance of realistic phase-space representations of initial quantum fluctuations using the stochastic mean-field approach for fermions, *Phys. Rev. C* **90**, 054617 (2014).
- [40] I. Ulgen, B. Yilmaz, and D. Lacroix, Impact of initial fluctuations on the dissipative dynamics of interacting fermi systems: A model case study, *Phys. Rev. C* **100**, 054603 (2019).
- [41] D. Lacroix, A. B. Balantekin, M. J. Cervia, A. V. Patwardhan, and P. Siwach, Role of non-gaussian quantum fluctuations in neutrino entanglement, *Phys. Rev. D* **106**, 123006 (2022).
- [42] D. Lacroix, A. Bauge, B. Yilmaz, M. Mangin-Brinet, A. Roggero, and A. B. Balantekin, Phase-space methods for neutrino oscillations: Extension to multibeams, *Phys. Rev. D* **110**, 103027 (2024).
- [43] O. Kiss, I. Tavernelli, F. Tacchino, D. Lacroix, and A. Roggero, Neutrino thermalization via randomization on a quantum processor (2025), arXiv:2510.24841 [quant-ph].
- [44] M. Mangin-Brinet, A. Bauge, and D. Lacroix, Three-flavor neutrino oscillations using the phase space approach (2025), arXiv:2507.18482 [hep-ph].
- [45] J. Schachenmayer, A. Pikovski, and A. M. Rey, Many-body quantum spin dynamics with monte carlo trajectories on a discrete phase space, *Physical Review X* **5**, 011022 (2015).
- [46] M. Kunimi, K. Nagao, S. Goto, and I. Danshita, Performance evaluation of the discrete truncated wigner approximation for quench dynamics of quantum spin systems with long-range interactions, *Physical Review Research* **3**, 013060 (2021).
- [47] R. Khasseh, A. Russomanno, M. Schmitt, M. Heyl, and R. Fazio, Discrete truncated wigner approach to dynamical phase transitions in ising models after a quantum quench, *Physical Review B* **102**, 014303 (2020).
- [48] V. P. Singh and H. Weimer, Driven-dissipative criticality within the discrete truncated wigner approximation, *Physical Review Letters* **128**, 200602 (2022).
- [49] H. Hosseinabadi, O. Chelpanova, and J. Marino, User-friendly truncated wigner approximation for dissipative spin dynamics, *PRX Quantum* **6**, 030344 (2025).
- [50] H. J. Lipkin, N. Meshkov, and A. Glick, Validity of many-body approximation methods for a solvable model: (i). exact solutions and perturbation theory, *Nucl. Phys.* **62**, 188 (1965).
- [51] N. Meshkov, A. Glick, and H. J. Lipkin, Validity of many-body approximation methods for a solvable model: (ii). linearization procedures, *Nucl. Phys.* **62**, 199 (1965).

- [52] A. Glick, H. J. Lipkin, and N. Meshkov, Validity of many-body approximation methods for a solvable model: (iii). diagram summations, *Nucl. Phys.* **62**, 211 (1965).
- [53] G. Holzwarth, Four approaches to the function of inertia in a solvable model, *Nucl. Phys. A* **207**, 545 (1973).
- [54] L. M. Robledo, Characterization of octupole correlations in the lipkin model, *Phys. Rev. C* **46**, 238 (1992).
- [55] A. P. Severyukhin, M. Bender, and P.-H. Heenen, Beyond mean field study of excited states: Analysis within the lipkin model, *Phys. Rev. C* **74**, 024311 (2006).
- [56] J. Strecka and M. Jascur, A brief account of the ising and ising-like models: Mean-field, effective-field and exact results, *arXiv preprint arXiv:1511.03031* (2015).
- [57] J. W. Negele, The mean-field theory of nuclear structure and dynamics, *Reviews of Modern Physics* **54**, 913 (1982).
- [58] M. H. Jensen and P. Bak, Mean-field theory of the three-dimensional anisotropic ising model as a four-dimensional mapping, *Physical Review B* **27**, 6853 (1983).
- [59] M. F. Zimmer, Ising model in an oscillating magnetic field: Mean-field theory, *Physical Review E* **47**, 3950 (1993).
- [60] L. Waldorp, T. Pham, and H. L. van der Maas, Mean-field theory of the general-spin ising model, *The European Physical Journal B* **98**, 1 (2025).
- [61] L. Wang, B. Teng, Y. Rong, Y. Lü, and Z. Wang, Phase transition properties for the kinetic ising model in an oscillating magnetic field, *Solid state communications* **152**, 1641 (2012).
- [62] G. S. Grest, C. Soukoulis, and K. Levin, Comparative monte carlo and mean-field studies of random-field ising systems, *Physical Review B* **33**, 7659 (1986).
- [63] A. Punya, R. Yimnirun, P. Laoratanakul, and Y. Laosirittaworn, Frequency dependence of the ising-hysteresis phase-diagram: Mean field analysis, *Physica B: Condensed Matter* **405**, 3482 (2010).
- [64] M. A. Nielsen and I. L. Chuang, *Quantum computation and quantum information* (Cambridge university press, 2010).
- [65] H. Rademacher, Einige sätze über reihen von allgemeinen orthogonalfunktionen, *Mathematische Annalen* **87**, 112 (1922).
- [66] D. Lacroix, Y. Tanimura, S. Ayik, and P. Chomaz, A simplified BBGKY hierarchy for correlated fermions from a stochastic mean-field approach, *Eur. Phys. J. A* **52**, 94 (2016).
- [67] D. Regnier, D. Lacroix, G. Scamps, and Y. Hashimoto, Microscopic description of pair transfer between two superfluid fermi systems: Combining phase-space averaging and combinatorial techniques, *Phys. Rev. C* **97**, 034627 (2018).
- [68] D. Regnier and D. Lacroix, Microscopic description of pair transfer between two superfluid fermi systems. ii. quantum mixing of time-dependent hartree-fock-bogolyubov trajectories, *Phys. Rev. C* **99**, 064615 (2019).
- [69] C. H. Bennett, D. P. DiVincenzo, J. A. Smolin, and W. K. Wootters, Mixed-state entanglement and quantum error correction, *Physical Review A* **54**, 3824 (1996), publisher: American Physical Society.
- [70] W. K. Wootters, Entanglement of Formation of an Arbitrary State of Two Qubits, *Physical Review Letters* **80**, 2245 (1998), publisher: American Physical Society.
- [71] T. Ayrál, P. Besserve, D. Lacroix, and E. A. R. Guzman, Quantum computing with and for many-body physics, *Eur. Phys. J. A* **59**, 227 (2023).
- [72] P. Calabrese and J. Cardy, Evolution of entanglement entropy in one-dimensional systems, *J. Stat. Mech.*, P04010 (2005).
- [73] V. Alba and P. Calabrese, Entanglement dynamics after quantum quenches in generic integrable systems, *SciPost Phys.* **4** (2018).
- [74] B. A. Martin, T. Ayrál, F. Jamet, M. J. Rancic, and P. Simon, Combining matrix product states and noisy quantum computers for quantum simulation, *Phys. Rev. A* **109**, 062437 (2024).
- [75] M. Frías-Pérez, L. Tagliacozzo, and M. C. Bañuls, Converting long-range entanglement into mixture: Tensor-network approach to local equilibration, *Phys. Rev. Lett.* **132**, 100402 (2024).

Appendix A: Discussion of exact versus approximate MPS simulations

We discuss here the current frontier between exact and approximate simulation using the MPS technique of a qubit register. Such a frontier depends on the capabilities of current classical computers. We dissociate the use of MPS on personal computers from its use on High-Performance Computing (HPC) machines. A preliminary discussion is made first on the bond dimension, which is the key ingredient in MPS.

1. Choice of bond dimension and memory usage of MPS

The memory footprint of an MPS is characterized by the number of sites L , the dimension of the Hilbert space of a site d , and the bond dimension χ . If the MPS has varying bond dimensions along the sites, consider χ to be the maximal one. Then, an upper bound of the memory usage of the MPS is

$$M = Ld\chi^2, \quad (\text{A1})$$

in units of the number of complex values. This upper bound ignores the fact that bond dimensions are lower close to the edges. This is a good approximation if $\chi \ll d^{L/2}$, which in practice is always the case at large L .

As a result, the largest MPS that can fit a memory volume M has a bond dimension $\chi_{\max} \approx \sqrt{M/Ld}$. Two important cases, using $d = 2$ (i.e. qubits):

1. On a laptop, we can assume the memory can fit a state vector of about 19 qubits (A complex number in double precision is 16 bytes, so that a 19 qubits state vector represents about 10MB), i.e. $M = 2^{19}$. This gives $\chi_{\max} = 2^9/\sqrt{L}$.
For $L = 64 = 2^6$ this gives $\chi_{\max} = 64$.
For $L = 1024 = 2^{10}$ this gives $\chi_{\max} = 16$.
2. On a large HPC machine, we can assume the memory can fit a state vector of about 37 qubits (a 37 qubit state vector represents about 2TB), i.e., $M = 2^{37}$. This gives $\chi_{\max} = 2^{18}/\sqrt{L}$.
For $L = 1024 = 2^{10}$ this gives $\chi_{\max} \approx 8000$.
For $L \approx 65000 \approx 2^{16}$ this gives $\chi_{\max} \approx 1000$.

2. k -local TFIM model exactly solved on classical computers

For moderate L values, direct diagonalization of the Hamiltonian allows for performing the exact dynamics of any initial state. Leaving for the moment the problem of the CPU time, such direct solutions in a 2^L -dimensional Hilbert space are doable on a desk computer for $L \simeq 12-18$ and on a HPC machine for $L \simeq 30-38$ (up to 41 or

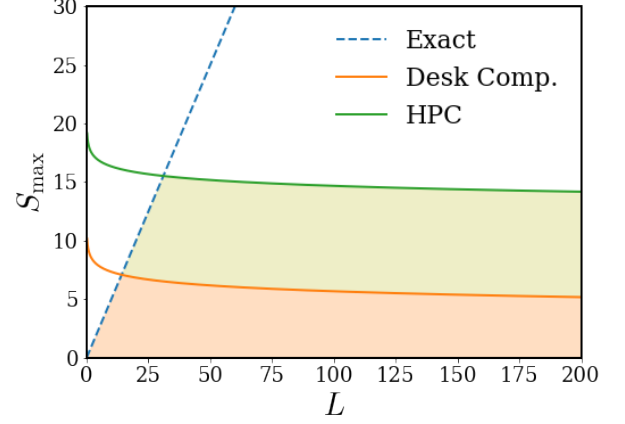


FIG. 12. Illustration of the maximal entanglement entropy between two subsystems of a qubit register as a function of the number of qubits/sites L that could be simulated on a classical computer using the MPS technique. The dashed blue line corresponds to the absolute maximum in the exact solution. The orange and green solid lines correspond to the curve $(m-1)/2 - [\log_2(L)]/2$ for desk computer ($m = 19$) and HPC ($m = 39$) machines respectively (see appendix A 1 for more details). The orange area indicates the region of (L, S_{\max}) that could be efficiently simulated on a desk computer based on the MPS framework. The green area indicates the extension of the region using HPC machines.

42 for very large HPC). A critical aspect of the advances in quantum computers is the possibility of performing reliable, though perhaps approximate, classical computer simulations of a problem on future machines with several hundred or thousands of qubits.

In some cases, tensor network techniques such as MPS might provide such a benchmark provided that the entanglement entropy between two subsystems inside the whole system remains small enough. As discussed in appendix A 1, the important parameter is the maximal bond dimension, denoted by χ_{\max} , allowed by the memory M of the used classical computer architecture. Eq. (A1) gives for a one-dimensional chain of length L : $\chi_{\max} \approx \sqrt{M/Ld}$ with $d = 2$ for qubits. In addition, we have the constraint [71]:

$$2^{S_{\max}} \leq \chi_{\max} \leq 2^{L/2}. \quad (\text{A2})$$

where S_{\max} is the maximal entanglement entropy that can be reproduced with an MPS technique limited by χ_{\max} . Summing up, assuming that $M = 2^m$, we see that we have the condition of the maximal entropy that could be simulated using MPS:

$$S_{\max} \leq \min \left(\frac{L}{2}, \frac{(m-1)}{2} - \frac{1}{2} \log_2(L) \right). \quad (\text{A3})$$

A schematic view of the maximal entanglement entropy that could be simulated using MPS is shown in Fig.

12. As shown in Refs. [72, 73], for specific initial conditions, the entanglement entropy of an equal bi-partition of the system in the 1-TFIM presents a ballistic evolution leading to an asymptotic entropy that scales linearly with L at short times. As extensively discussed in Ref. [74], this constitutes a stringent challenge for the MPS theory. In addition, it was shown that the account of long-range entanglement induced, for instance, in the 2-local TFIM model with an MPS requires specific attention [75].

Appendix B: Variation of single-qubit observables across qubits

For the sake of completeness, we show in Figs. 13-14 the time-dependent Bloch coordinates of the first qubit of

the chain (i.e., the qubit at the end of the chain) evolved with the same parameters as in Fig. 2-4. Both the exact and PSA data are very close to their qubit-averaged counterpart from Fig. 4, except in the range of parameters $k \leq 5$, $\eta \geq 2$ (panels g, h, j, and k). Moreover, we found that the standard deviation of any Bloch coordinate between the L qubits never exceeds 0.0606 for the exact resolution, 0.0592 for the PSA, and 0.189 for the MF. From these observations, we deduce that considering qubit-averaged observables is sufficient to get a good understanding of 1-qubit observables, in the scope of our benchmark.

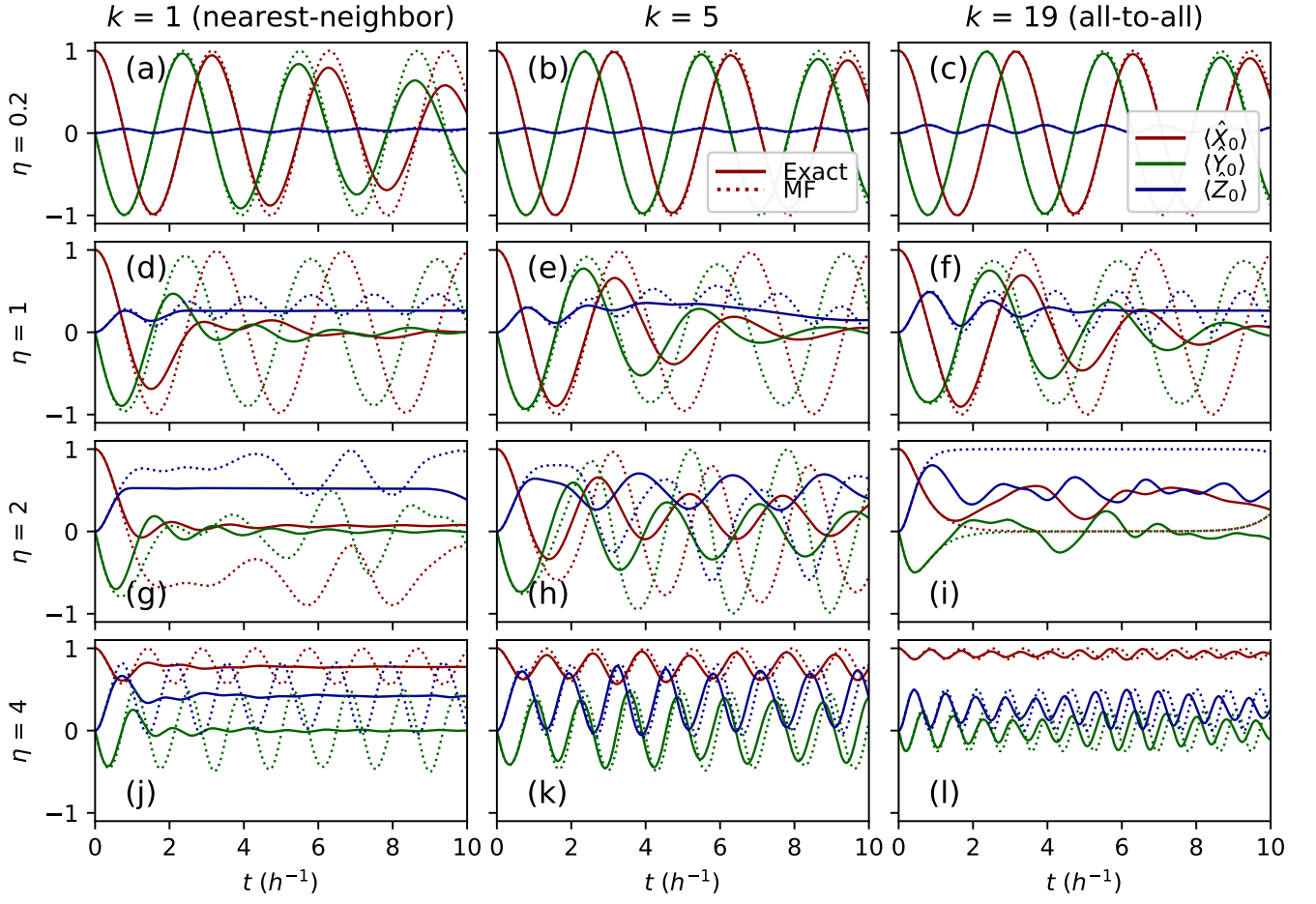


FIG. 13. Equivalent of Fig. 2 with the Bloch coordinates of the first qubit of the chain instead of an average over all L qubits.

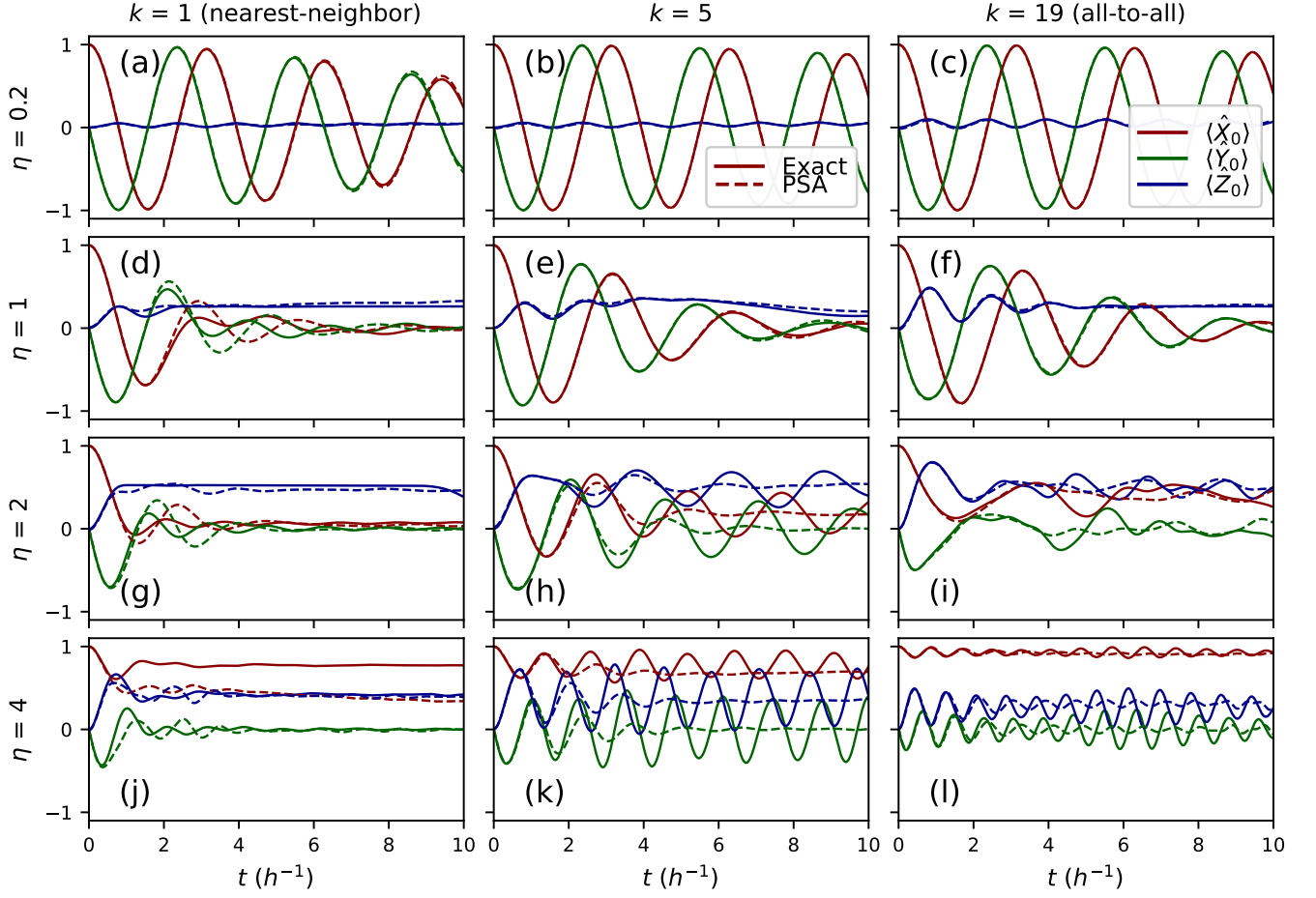


FIG. 14. Equivalent of Fig. 4 with the Bloch coordinates of the first qubit of the chain instead of an average over all L qubits, with visible differences in panels (g, h, j, k).