

EXACT DETERMINANT FORMULAS FOR COALESCING PARTICLE SYSTEMS

PIOTR ŚNIADY

ABSTRACT. When particles on a line collide, they may coalesce into one. Such systems model diverse phenomena, from voter dynamics and opinion formation to ancestral lineages in population genetics. Computing exact coalescence probabilities has been difficult because collisions reduce the particle count, while classical determinantal methods require a fixed count throughout. We introduce *ghost particles*: when two particles merge, the discarded trajectory continues as an invisible walker. Ghosts restore the missing dimension, enabling an exact determinantal formula. We prove that the probability of any specified coalescence pattern is given by a determinant. Integrating out ghost positions yields a closed-form ghost-free formula for the surviving particles. The framework applies to discrete lattice paths, birth-death chains, and continuous diffusions including Brownian motion.

To Marek Bożejko, whose path crossed mine at just the right moments.

1. INTRODUCTION

1.1. The problem. Consider n particles performing independent random walks on \mathbb{Z} . When two particles meet, they coalesce into one. *What is the probability that the particles end up at specified positions, having undergone a specified pattern of collisions?*

This model appears throughout probability and statistical physics: in the voter model [HL75]—where tracing ancestry backward in time produces coalescing lineages—and in population genetics via the Kingman coalescent [Kin82].

For *non-colliding* particles, exact probabilities are classical. The Karlin–McGregor theorem [KM59] expresses the probability that n particles starting at positions $x_1 < \dots < x_n$ *avoid collision* as a determinant:

$$\Pr(\text{particles reach } y_1, \dots, y_n \text{ without colliding}) = \det(p(x_i \rightarrow y_j))_{1 \leq i, j \leq n},$$

where $p(x_i \rightarrow y_j)$ is the transition probability from x_i to y_j for a single particle. The combinatorial version is the Lindström–Gessel–Viennot (LGV) lemma [Lin73; GV85].

When particles coalesce, the count changes. After m coalescences, only $k = n - m$ particles remain. The determinant formula breaks down: the number of rows (initial particles) exceeds the number of columns (final particles), leaving no square matrix.

2020 *Mathematics Subject Classification.* Primary 05A15; Secondary 05A19, 15A15, 60C05, 60J65, 82C22.

Key words and phrases. coalescing random walks, ghost particles, Lindström–Gessel–Viennot lemma, Karlin–McGregor formula, determinant, lattice paths, interacting particle systems.

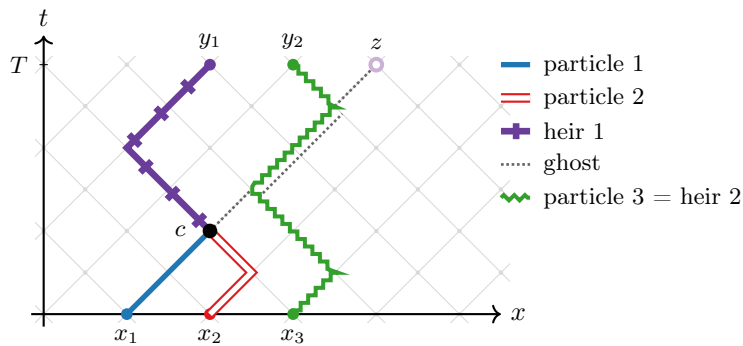


Figure 1. **Coalescence on the checkerboard lattice (schema 2 + 1).** Three particles start at $x_1 < x_2 < x_3$. Particles 1 (solid) and 2 (double) coalesce at c , producing heir 1 (ticked) and a ghost (dotted). Particle 3 (zigzag) does not coalesce; it is heir 2. The ghost shares two edges with heir 2 (shown offset)—ghosts do not interact and may cross any path freely. Final positions: $y_1 < y_2 < z$.

1.2. The ghost method. Our solution is to keep the discarded particles walking. When two particles merge, the collision produces one *heir* and one *ghost*: the heir is the surviving particle; the ghost is an invisible walker that no longer interacts with anything. Since the original particles were independent, so is the ghost—it simply continues its random walk, unseen.

The total count—heirs plus ghosts—remains exactly n . With n initial particles and n final entities, we can write a square matrix and take its determinant. The ghosts restore the structure needed for exact formulas.

Figure 1 illustrates this viewpoint on coalescence with three particles: particles 1 and 2 collide, producing one heir and one ghost, while particle 3 continues independently.

1.3. Main results.

1.3.1. The coalescence formula. Consider n particles starting at positions $x_1 < \dots < x_n$. Suppose they coalesce into k heirs at positions y_{H_1}, \dots, y_{H_k} , producing $m = n - k$ ghosts at positions y_{g_1}, \dots, y_{g_m} . (We often abbreviate y_{H_i} to H_i and y_{g_j} to g_j , identifying final entities with their positions.) Each ghost has a *sign* $\varepsilon(g) \in \{+1, -1\}$: positive if the ghost ends up to the left of the heir it split from, negative if to the right.

Theorem 1.1 (Coalescence formula). *The probability of this outcome is:*

$$\Pr = \left[\prod_g t_g^{\varepsilon(g)} \right] \det(M).$$

The notation $\left[\prod_g t_g^{\varepsilon(g)} \right]$ means: expand the determinant in formal variables t_g^+ and t_g^- , then extract the coefficient where each ghost g contributes t_g^+ if $\varepsilon(g) = +1$, or t_g^- if $\varepsilon(g) = -1$.

The $n \times n$ matrix M has rows indexed by initial particles and columns indexed by final entities (heirs and ghosts listed in *rank order*). Heir columns contain the usual

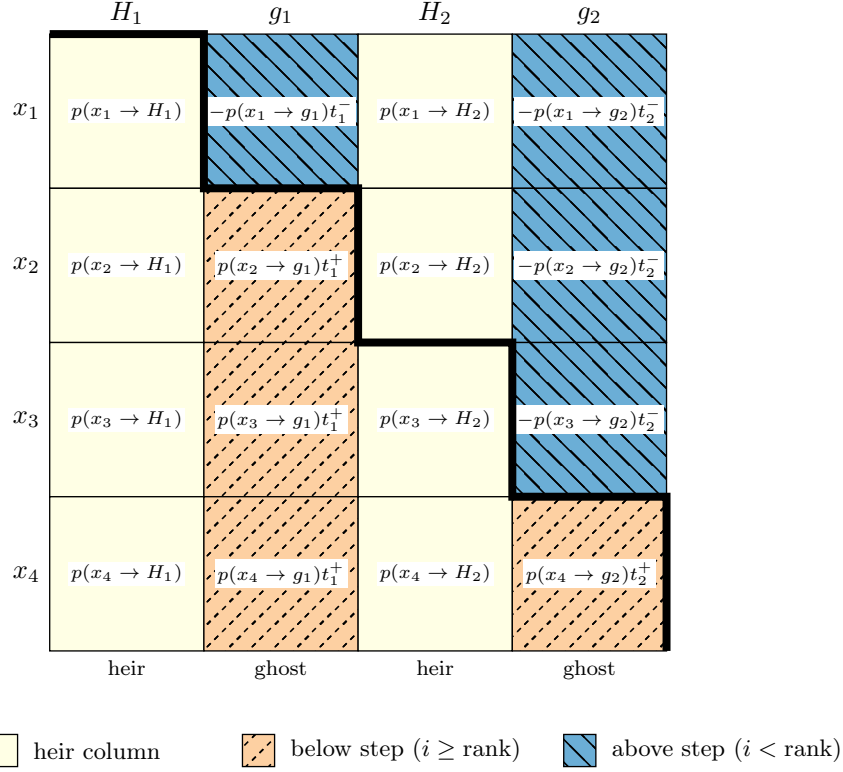


Figure 2. **The coalescence matrix: staircase structure.** Matrix M for the 2+2 coalescence schema (four initial particles; two heirs, two ghosts). Heir columns (yellow) contain transition probabilities $p(x_i \rightarrow H_j)$. Ghost columns show the staircase pattern: entries with row index $i < \text{rank}(g)$ (blue, solid lines) have $-p \cdot t^-$; entries with $i \geq \text{rank}(g)$ (orange, dashed lines) have $p \cdot t^+$. The thick staircase line separates the two regions. Coefficient extraction $[\prod_g t_g^{\varepsilon(g)}]$ selects terms consistent with the ghost signs.

transition probabilities $p(x_i \rightarrow y_H)$. Ghost columns have a “staircase” structure with formal variables:

$$M_{i,g} = \begin{cases} p(x_i \rightarrow g) \cdot t_g^+ & \text{if } i \geq \text{rank}(g), \\ -p(x_i \rightarrow g) \cdot t_g^- & \text{if } i < \text{rank}(g). \end{cases}$$

Here $\text{rank}(g)$ is the ghost’s index in the labeling scheme (see Section 2). Figure 2 illustrates the staircase pattern for a larger example.

1.3.2. *Example: three particles, one coalescence.* Returning to Figure 1: three particles start at $x_1 < x_2 < x_3$. Particles 1 and 2 collide and merge; particle 3 does not collide. The result: two heirs at positions $H_1 < H_2$ and one ghost at g .

The 3×3 matrix is:

$$M = \begin{pmatrix} p(x_1 \rightarrow H_1) & -p(x_1 \rightarrow g) t^- & p(x_1 \rightarrow H_2) \\ p(x_2 \rightarrow H_1) & p(x_2 \rightarrow g) t^+ & p(x_2 \rightarrow H_2) \\ p(x_3 \rightarrow H_1) & p(x_3 \rightarrow g) t^+ & p(x_3 \rightarrow H_2) \end{pmatrix}.$$

The heir columns (first and third) contain plain transition probabilities. The ghost column (second) has $-t^-$ in the first row and t^+ in the remaining rows—the staircase pattern.

Extracting $[t^+]$ (ghost left of heir, $g \leq H_1$) selects the t^+ entries; cofactor expansion along the ghost column gives two terms:

$$(1.1) \quad \begin{aligned} Z &= p(x_2 \rightarrow g) \cdot \det \begin{pmatrix} p(x_1 \rightarrow H_1) & p(x_1 \rightarrow H_2) \\ p(x_3 \rightarrow H_1) & p(x_3 \rightarrow H_2) \end{pmatrix} \\ &\quad - p(x_3 \rightarrow g) \cdot \det \begin{pmatrix} p(x_1 \rightarrow H_1) & p(x_1 \rightarrow H_2) \\ p(x_2 \rightarrow H_1) & p(x_2 \rightarrow H_2) \end{pmatrix}. \end{aligned}$$

Extracting $[t^-]$ (ghost right of heir, $g > H_1$) selects the single t^- entry; only one term survives:

$$(1.2) \quad Z = p(x_1 \rightarrow g) \cdot \det \begin{pmatrix} p(x_2 \rightarrow H_1) & p(x_2 \rightarrow H_2) \\ p(x_3 \rightarrow H_1) & p(x_3 \rightarrow H_2) \end{pmatrix}.$$

This asymmetry—two terms versus one—reflects the staircase structure: the ghost’s rank determines where the sign changes, and hence how many rows contribute each variable. Such asymmetry is a general feature of the ghost formula.

1.3.3. The ghost-free formula. For applications, one typically wants the probability of heir positions alone, summed over all ghost positions. Integrating out the ghosts yields the *ghost-free coalescence formula* (Section 8): a closed-form determinant involving transition probabilities and cumulative distribution functions.

1.4. Relation to classical formulas. The coalescence formula generalizes the Karlin–McGregor / Lindström–Gessel–Viennot (LGV) determinant. The LGV lemma [Lin73; GV85] counts non-intersecting paths via determinants, using a sign-reversing involution: configurations where paths cross are paired by swapping segments at the first crossing, and the pairs cancel. Stembridge [Ste90] extended the lemma to general acyclic digraphs, introducing D -compatibility as the structural condition; see Krattenthaler [Kra15] for a survey. Fisher [Fis84] used the framework for vicious walkers (particles killed upon first encounter).

In our setting, crossings are not forbidden but prescribed: the ghost configuration specifies which crossings must occur. The involution has the same structure—swap at the first wrong crossing—but “wrong” now means “crossing that violates the prescribed pattern.” The ghost sign ε encodes which crossings are required, and the coefficient extraction selects exactly those terms where particles cross at the right places. When no collisions occur (all particles become heirs, no ghosts), the formula reduces to the classical LGV determinant.

1.5. Prior work. Coalescing Brownian motions were constructed by Arratia [Arr79]. Exact distributional results have since been obtained through analytic methods tied to specific processes. Tribe and Zaboronski [TZ11] proved Pfaffian point process structure under the maximal entrance law (infinitely many particles); Garrod, Poplavskyi, Tribe, and Zaboronski [GPTZ18] extended this to skip-free random

walks on \mathbb{Z} with arbitrary deterministic initial conditions. Warren [War07] derived determinantal formulas for finite systems via intertwining relations. Each approach relies on structure specific to the process at hand: PDE and Brownian web (Tribe–Zaboronski), Markov duality for nearest-neighbour walks (Garrod et al.), or semigroup properties of Brownian motion (Warren).

Our approach is combinatorial. Ghosts maintain a fixed particle count, enabling LGV-style determinants on any weighted directed graph whose geometry permits the sign-reversing involution to operate. The formulas apply uniformly to lattice paths, birth-death chains, and Brownian motion alike.

1.6. Scope and extensions. The introduction presents formulas for discrete random walks, but the method applies more broadly:

- **General graphs.** Section 2 develops the formula for arbitrary weighted directed acyclic graphs satisfying a planarity condition—the natural generalization of particles on a line that cannot jump over each other.
- **Continuous processes.** Section 7 extends to continuous time and space: Brownian motion, birth-death chains, and other Markov processes satisfying the Karlin–McGregor assumptions.
- **Ghost-free formulas.** Section 8 integrates out ghost positions, yielding a closed-form determinant that depends only on heir positions.

1.7. Applications.

1.7.1. Voter model. The voter model on \mathbb{Z} is dual to coalescing random walks [HL75; Cox89]: opinions evolve forward in time, but their genealogies trace backward as coalescing ancestral lineages. The coalescence formula gives the probability that n lineages starting at x_1, \dots, x_n coalesce into k heirs reaching positions H_1, \dots, H_k —exact finite-time probabilities for the genealogical structure.

1.7.2. Population genetics. The coalescence formula complements the asymptotic theory of coalescent processes [Kin82; Tav84]. While the Kingman coalescent describes the limiting behavior of genealogies under rescaling, our formulas give exact probabilities for specific coalescence patterns in finite populations.

1.7.3. Companion papers. The ghost method also applies to annihilation ($A + A \rightarrow \emptyset$), where both particles are destroyed upon collision; see [Šni26b]. The ghost-free formula is the foundation for computing gap statistics—the joint distribution of distances between consecutive surviving coalescing particles; see [Šni26a].

1.8. Organization. Section 2 introduces the general framework: spacetime graphs, the coalescence model, and performances. Section 3 states the coalescence formula. Sections 4 to 6 prove it via sign-reversing involution. Section 7 extends to continuous time and space. Section 8 derives the ghost-free formula.

2. SETUP

The coalescence formula holds for random walks on \mathbb{Z} , Brownian motion on \mathbb{R} , and birth-death chains on arbitrary state spaces. Rather than prove each case separately, we work with *spacetime graphs*—an abstraction that captures two structural properties common to all settings:

- (i) **Planarity:** paths with swapped endpoints must cross, and non-adjacent particles cannot meet without an intermediate particle involved;

- (ii) **Weight-preserving segment swap:** exchanging path segments at crossings preserves total weight.

For discrete models (lattice walks), the spacetime graph is literal: vertices are space-time points, edges are allowed transitions, and edge weights are transition probabilities. For continuous processes (Brownian motion), the graph is a conceptual tool—the actual proof uses measure-theoretic arguments (Section 7), but the combinatorial structure is identical.

2.1. Spacetime graphs.

Definition 2.1 (Spacetime graph). A *spacetime graph* is a directed acyclic graph $D = (V, E)$ equipped with an edge weight function $w: E \rightarrow R$, where R is a commutative ring (e.g., \mathbb{Z} for combinatorial counting, $\mathbb{R}_{\geq 0}$ for probabilities, or formal power series for generating functions). The DAG structure induces a *time ordering*: $u < v$ if there is a directed path from u to v . This is a partial order; for the sign-reversing involution (Section 5), we fix a linear extension of $<$. The phrase “first crossing” means first in this linear order; the proof works for any such extension.

Definition 2.2 (Paths and weights). A *path* from x to y is a sequence of vertices $(v_0, v_1, \dots, v_\ell)$ with $v_0 = x$, $v_\ell = y$, and each $(v_i, v_{i+1}) \in E$. The *weight* of a path is the product of its edge weights:

$$w(P) = \prod_{i=0}^{\ell-1} w(v_i \rightarrow v_{i+1}).$$

The *path generating function* from x to y is

$$W(x \rightarrow y) = \sum_{\substack{P \text{ path} \\ \text{from } x \text{ to } y}} w(P),$$

the sum over all directed paths from x to y .

Example 2.3 (Main examples).

- *Product spacetime* $\mathbb{Z} \times \mathbb{Z}_{\geq 0}$: vertices (x, t) with edges to $(x', t+1)$ for allowed transitions.
- *Checkerboard lattice*: vertices where $x + t$ is even, with edges to $(x \pm 1, t+1)$ (simple random walk, see Figure 1).

Figure 3 illustrates these concepts with a running example: four particles coalescing on the lattice \mathbb{Z}^2 with North and East steps. We will use this example throughout the paper.

2.2. Planarity. The classical LGV lemma counts *non-intersecting* paths, so it only needs one geometric condition: paths with swapped endpoints must cross. For interacting particles, we need a second condition controlling *which* particles can collide.

Definition 2.4 (Source and target sets). The *source set* $\mathcal{X} \subseteq V$ and *target set* $\mathcal{Y} \subseteq V$ are each equipped with a linear order \prec .

Definition 2.5 (Planar configuration). The pair $(\mathcal{X}, \mathcal{Y})$ is *planar* if:

- (P1) **Crossing property.** For $x \prec x'$ in \mathcal{X} and $y' \prec y$ in \mathcal{Y} (targets swapped), every path from x to y intersects every path from x' to y' .

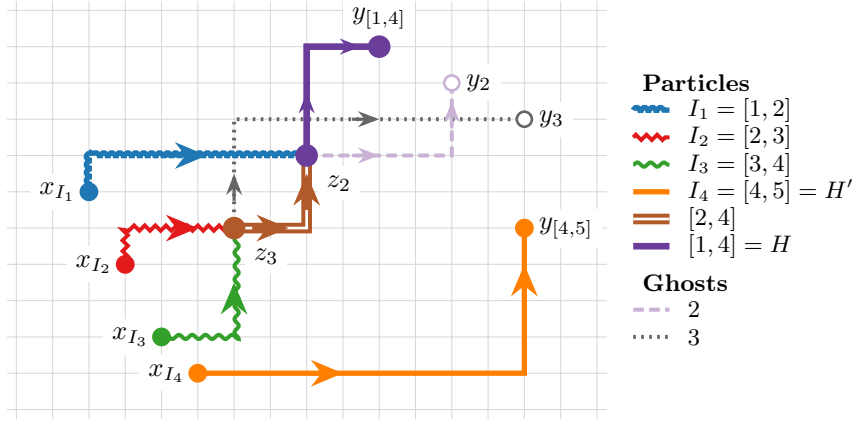


Figure 3. **Running example: a coalescence performance.** A performance records the collision structure on a spacetime graph—here the lattice \mathbb{Z}^2 with North/East steps. Four particles start at x_{I_1} , x_{I_2} , x_{I_3} , x_{I_4} (leaves, colored dots). Particles I_2 and I_3 meet at z_3 , merging into $[2, 4]$; then I_1 and $[2, 4]$ meet at z_2 , forming their $H = [1, 4]$ which ends at the root $y_{[1,4]}$. Particle I_4 does not coalesce; it is heir $H' = [4, 5]$. Ghost paths (dashed/dotted) emanate from merger points: ghost 2 is born at z_2 , ghost 3 at z_3 . Note that ghost 3 crosses through particle I_1 —ghosts are non-interacting. See Figure 4 for the labeling scheme.

(P2) **Consecutive collision property.** For $x \prec x' \prec x''$ in \mathcal{X} , if paths from x and x'' meet at vertex v , then every path from x' must pass through v or intersect one of those paths before v .

The crossing property (P1) is Stembridge’s D -compatibility [Ste90]: when paths have swapped endpoints, they must meet somewhere. Stembridge’s key insight was formulating this condition abstractly for general acyclic digraphs, rather than relying on specific lattice geometry. This abstraction is what enables generalizations to new settings—including ours.

The consecutive collision property (P2) is our addition for interacting particles. It ensures that non-adjacent particles cannot collide without involving intermediate particles—a physical constraint reflecting that particles on a line cannot jump over each other. Classical LGV does not need this because it forbids all crossings; we need it because collisions are allowed but must respect the spatial ordering (see Figure 5).

2.3. Interval labels. Fix source vertices $x_1 \prec x_2 \prec \dots \prec x_n$ in \mathcal{X} . The coalescence structure is tracked using interval labels (see Figure 4).

Definition 2.6 (Interval labeling). The initial particle (also called *actor*) starting at x_j is labeled by the unit interval $I_j = [j, j + 1]$; we also write x_{I_j} or x_I for the starting position of actor I . The set of actors is $\mathcal{A} = \{I_1, \dots, I_n\}$. The *junction points* are $\mathcal{J} = \{2, 3, \dots, n\}$ —the shared endpoints between consecutive intervals.

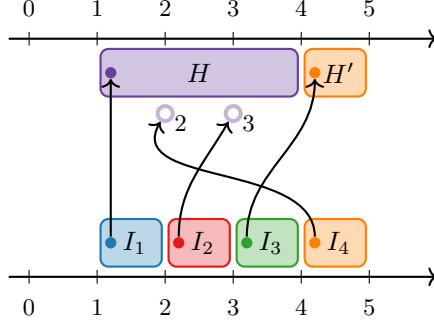


Figure 4. **Interval labeling and the final state.** Particles are labeled by unit intervals; final entities by intervals (heirs) or junction points (ghosts). This diagram shows the same example as Figure 3. Here $n = 4$ (Example 2.8): initial particles $\mathcal{A} = \{I_1, I_2, I_3, I_4\}$ and final entities $\mathcal{R} = \{H, 2, 3, H'\}$. Heirs $H = [1, 4]$ and $H' = [4, 5]$; ghosts appear at junctions 2 and 3. The min function is indicated by the small dots: each interval $[a, b]$ has a dot at position a (its left endpoint), so min reads off the horizontal coordinate of the dot. Arrows show one bijection π : $I_1 \mapsto H$, $I_2 \mapsto 3$, $I_3 \mapsto H'$, $I_4 \mapsto 2$. Under min, this becomes the permutation $1 \mapsto 1$, $2 \mapsto 3$, $3 \mapsto 4$, $4 \mapsto 2$ —the 3-cycle $(2\ 3\ 4)$ with sign $+1$.

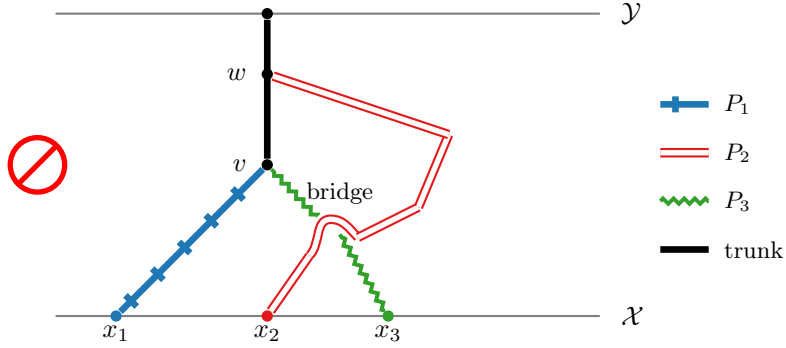


Figure 5. **The consecutive collision property.** A forbidden configuration: paths P_1 and P_3 meet at v and continue as a trunk. Path P_2 attempts to “tunnel” around P_3 without crossing, then hit the trunk at w . Item (P2) in Definition 2.5 forbids this: P_2 must cross P_1 or P_3 before v .

When particles $[a, b]$ and $[b, c]$ collide, both disappear and two new entities are born: an *heir* labeled $[a, c]$ (the union), and a *ghost* labeled by the junction point b (the dissolved boundary).

This labeling lets us trace origins: a particle labeled $[a, c]$ arose from the merger of all initial particles I_j with $a \leq j < c$. Similarly, ghost b records which collision created it: the one between the particles on either side of junction b .

Intuition: the heir $[a, c]$ is “the owner of the interval $[a, c]$,” and ghost b is “attached to the boundary that used to separate $[a, b]$ from $[b, c]$.”

2.3.1. Label order. The *label order* \triangleleft (read “label-less-than”) orders intervals and junctions by position: $[a, b] \triangleleft g$ iff $b \leq g$, and $g \triangleleft [a, b]$ iff $g \leq a$. We write \trianglelefteq for the non-strict version, and $\triangleright, \trianglerighteq$ for the reversed relations. For example, $I_1 \triangleleft 2 \triangleleft I_2 \triangleleft 3 \triangleleft I_3$.

The function min identifies intervals and junctions with $[n] = \{1, \dots, n\}$: junction $k \mapsto k$, interval $[a, b] \mapsto a$. Under this map, coalescence of $[a, b]$ with $[b, c]$ into $[a, c]$ (ghost b) becomes: a persists, b transitions from particle label to ghost label.

2.4. Final state. The *final state* \mathcal{F} specifies:

- The *ghost set* $\mathcal{G} \subseteq \mathcal{J}$: junctions where coalescence occurred;
- The *heir set* \mathcal{H} : maximal intervals in $[1, n+1]$ avoiding \mathcal{G} ;
- The *role set* $\mathcal{R} = \mathcal{H} \cup \mathcal{G}$: the final entities;
- Final positions y_f for each entity $f \in \mathcal{R}$.

We assume heir positions respect label order: if $H \triangleleft H'$, then $y_H \prec y_{H'}$. The cardinality is $|\mathcal{R}| = |\mathcal{H}| + |\mathcal{G}| = k + m = n$.

Definition 2.7 (Heir function). For ghost $g \in \mathcal{G}$, we write $\text{heir}(g)$ for the unique heir interval containing junction g : $\text{heir}(g) = [a, b]$ where $a < g < b$.

Example 2.8 (Final state for $n = 4$). Consider $n = 4$ initial particles (Figures 3 and 4):

$$\mathcal{A} = \{I_1, I_2, I_3, I_4\}.$$

Suppose I_1 and I_2 coalesce (ghost at junction 2), then the merged particle $[1, 3]$ coalesces with I_3 (ghost at junction 3), while I_4 remains separate. The final state has:

$$\mathcal{G} = \{2, 3\}, \quad \mathcal{H} = \{[1, 4], [4, 5]\}, \quad \mathcal{R} = \{[1, 4], 2, 3, [4, 5]\}.$$

Two heirs and two ghosts. Under the identification with $[4]$:

- $\mathcal{A} = \{I_1, I_2, I_3, I_4\} \longleftrightarrow \{1, 2, 3, 4\}$ (particle I_j maps to j);
- $\mathcal{R} = \{[1, 4], 2, 3, [4, 5]\} \longleftrightarrow \{1, 2, 3, 4\}$ (heir $[1, 4] \mapsto 1$, heir $[4, 5] \mapsto 4$, ghosts map to themselves).

Any bijection $\pi: \mathcal{A} \rightarrow \mathcal{R}$ is thus a permutation of $\{1, 2, 3, 4\}$.

Definition 2.9 (Rank). The *rank* $\text{rank}(f)$ of entity $f \in \mathcal{R}$ is its numerical label under the min identification: $\text{rank}(g) = g$ for ghosts, $\text{rank}([a, b]) = a$ for heirs.

2.5. Performances. The Lindström–Gessel–Viennot lemma abstracts non-colliding random walks into a graph-theoretic problem: counting tuples of vertex-disjoint paths. We seek an analogous abstraction for coalescing particles. The dynamics—particles moving, meeting, merging—is replaced by a static combinatorial object: a forest of genealogy trees recording which particles merged, together with ghost paths recording where each ghost traveled (Figure 3). This abstraction is the *performance*.

Definition 2.10 (Genealogy tree). A *genealogy* for an heir $H \in \mathcal{H}$ records which initial particles merged to form H . It is an oriented tree T embedded in D with:

- **Leaves:** starting positions x_I for particles I that merge into H ;
- **Internal vertices:** merger points where two or more particles merge and continue as one;
- **Root:** the final position y_H of the heir;

- **Edges:** directed paths in D —particle trajectories.

Each vertex v of T carries a *label* I_v : the union of the initial intervals of all particles that have merged by v .

Proposition 2.11 (Consecutivity). *Under the planarity assumption (Definition 2.5), the label I_v at each vertex is an interval: if particles A and C have both reached v , then so has every particle B between them.*

Proof. If $A \triangleleft C$ both reach v , then any intermediate B must intersect one of their paths (by Item (P2); see Figure 5) and hence also reach v . \square

Definition 2.12 (Genealogy forest). A *genealogy forest* is a collection $\mathcal{T} = \{T_H : H \in \mathcal{H}\}$ of genealogies satisfying:

- **Partition:** Every initial particle belongs to exactly one tree;
- **Non-intersection:** Trees are vertex-disjoint.

Definition 2.13 (Ghost paths). For each ghost $g \in \mathcal{G}$, let c_g be the internal vertex where junction g was dissolved. The *ghost path* Γ_g is a directed path in D from c_g to y_g . Ghost paths are non-interacting: they may pass through any vertices freely.

Definition 2.14 (Performance). A *performance* \mathcal{P} consists of:

- a genealogy forest \mathcal{T} ;
- a ghost path Γ_g for each ghost $g \in \mathcal{G}$.

The *weight* of the performance is:

$$w(\mathcal{P}) = \prod_{\text{tree edges } e} w(e) \cdot \prod_{g \in \mathcal{G}} w(\Gamma_g).$$

2.6. Ghost sign.

Definition 2.15 (Ghost sign). The *ghost sign* $\varepsilon: \mathcal{G} \rightarrow \{+1, -1\}$ is:

$$\varepsilon(g) = \begin{cases} +1 & \text{if } y_g \preceq y_{\text{heir}(g)} \text{ (ghost left of heir),} \\ -1 & \text{if } y_{\text{heir}(g)} \prec y_g \text{ (ghost right of heir).} \end{cases}$$

Two distinct orderings appear in our setup (Figure 4). Actors and final entities carry *labels*—intervals and junctions ordered by \triangleleft . But entities also have *spatial positions*—vertices in the spacetime graph ordered by \prec .

In the classical LGV lemma, these orderings coincide: the permutation π has the same meaning whether interpreted as permuting labels or as crossing paths.

With ghosts, this alignment breaks: heirs are sorted by spatial position, but a ghost might end up to the left or the right of its heir, regardless of their labels. The ghost sign ε captures precisely this discrepancy.

3. THE COALESCENCE FORMULA

The introduction used transition probabilities $p(x \rightarrow y)$ for random walks. In the general graph setting, we use the path generating function $W(x \rightarrow y) = \sum_{P: x \rightarrow y} w(P)$, which sums edge weights over all paths from x to y . For random walks, $W = p$.

3.1. Formal variables. For each ghost $g \in \mathcal{G}$, introduce formal parameters t_g^+ and t_g^- . These track which side of the heir each ghost ends up on.

3.2. The matrix. Define the $n \times n$ matrix M with:

- Rows indexed by particles $I \in \mathcal{A}$ (in label order);
- Columns indexed by final entities $f \in \mathcal{R}$ (in rank order: each heir followed by its attached ghosts).

Entries:

$$M_{I,f} = \begin{cases} W(x_I \rightarrow y_H) & \text{if } f = H \text{ is an heir,} \\ W(x_I \rightarrow y_g) \cdot t_g^+ & \text{if } f = g \text{ is a ghost and } I \supseteq g, \\ -W(x_I \rightarrow y_g) \cdot t_g^- & \text{if } f = g \text{ is a ghost and } I \triangleleft g. \end{cases}$$

Each ghost column g has a “staircase” pattern: the dividing line falls at the row where I transitions from $I \triangleleft g$ to $I \supseteq g$. Above the staircase: entries have $-t_g^-$. Below: entries have t_g^+ .

Remark 3.1 (Equivalence of notations). Under the min identification (Section 2.3), the label order condition $I \supseteq g$ is equivalent to $\min(I) \geq g = \text{rank}(g)$. This recovers the rank-based formulation from the introduction (Section 1.3).

3.3. The theorem.

Theorem 3.2 (Coalescence formula with ghosts). *The generating function for coalescence performances is:*

$$Z = \left[\prod_{g \in \mathcal{G}} t_g^{\varepsilon(g)} \right] \det(M).$$

This generalizes Theorem 1.1. The coefficient extraction $[\prod_g t_g^{\varepsilon(g)}]$ selects terms matching the ghost sign vector (Section 1.3.2).

The proof occupies Sections 4 to 6: Section 4 sets up the correspondence between performances and castings, Section 5 develops the sign-reversing involution that cancels failed castings, and Section 6 completes the argument. An outline appears at the start of Section 4.

4. PROOF SETUP

4.1. Performances vs. castings. Throughout the proof, we fix a final state \mathcal{F} (Section 2.4): the ghost set \mathcal{G} , the heir set \mathcal{H} , and final positions y_f for each $f \in \mathcal{R}$. The generating function $Z = Z_{\mathcal{F}}$ counts *performances* for \mathcal{F} : complete descriptions of what collisions occur and where the final entities end up.

4.1.1. Performances. A performance is **role-based**—it specifies outcomes without tracking which particle “becomes” which final entity. In probabilistic terms, each performance is an elementary event in the sample space.

Consider the example from Figure 1: three particles start at $x_1 < x_2 < x_3$, particles 1 and 2 collide, and the system ends with two heirs at $y_1 < y_2$ and a ghost at z . The role-based description records:

- A collision occurred at spacetime point c .
- The heir from that collision reached y_1 ; the ghost reached z .
- The non-colliding particle reached y_2 .
- The paths taken by each entity.

This description says nothing about *which* of particles 1 and 2 became the heir and which became the ghost—only that the collision produced one of each. This discontinuity is reflected in Figure 1: the line styles entering the collision differ from those leaving it, emphasizing that identities do not persist across the event.

This role-based viewpoint is natural for stating results: we ask “*what is the probability that collisions occur at these locations and entities end at these positions?*” without specifying identities. In theater terms: the script specifies where each character should stand at the final scene, but does not specify which actor plays which character.

4.1.2. The determinant perspective. The determinant $\det(M)$ gives something different: a signed sum over *castings*—assignments of particles to final positions via non-interacting paths. A casting is **actor-based**: it tracks each particle’s complete trajectory. In Figure 6, line styles persist through the collision, revealing who went where.

The proof establishes a bijection between performances and a subset of castings (the “successful” ones—those producing valid coalescence patterns; see Definition 5.4), while the remaining “failed” castings cancel in pairs (Figure 7).

4.1.3. Outline of the argument. The argument has four parts:

- (1) **Castings from the determinant.** The Leibniz expansion produces castings; coefficient extraction selects *candidate* castings consistent with the ghost configuration.
- (2) **Attribution.** Every performance determines a casting by tracking which particle ends where. Attribution always produces a candidate casting.
- (3) **Rehearsal.** We attempt to interpret each casting as a performance by scanning crossings in temporal order. This may succeed (“successful casting”) or fail (“failed casting”).
- (4) **The sign-reversing involution.** Failed castings pair up via segment swap and cancel. Only successful castings remain.

4.2. Castings: what the determinant gives.

4.2.1. The Leibniz expansion. The Leibniz formula expands the determinant as a sum over bijections $\pi: \mathcal{A} \rightarrow \mathcal{R}$:

$$\det(M) = \sum_{\pi} \operatorname{sgn}(\pi) \prod_{I \in \mathcal{A}} M_{I, \pi(I)}.$$

Each matrix entry $M_{I,f}$ is either a path generating function $W(x_I \rightarrow y_f)$ (for heir columns) or $\pm W(x_I \rightarrow y_g) \cdot t_g^{\pm}$ (for ghost columns). Expanding:

$$\det(M) = \sum_{\pi} \operatorname{sgn}(\pi) \sum_{\mathbf{P}} (\text{sign factors}) \cdot w(\mathbf{P}),$$

where $\mathbf{P} = \{P_I\}_{I \in \mathcal{A}}$ is a family of paths with P_I running from x_I to $y_{\pi(I)}$.

Definition 4.1 (Casting). A *casting* (π, \mathbf{P}) consists of:

- A bijection $\pi: \mathcal{A} \rightarrow \mathcal{R}$ from actors (initial particles) to roles (final entities);
- A path family $\mathbf{P} = \{P_I\}_{I \in \mathcal{A}}$ where P_I goes from x_I to $y_{\pi(I)}$.

The *weight* is $w(\mathbf{P}) = \prod_I w(P_I)$, the product of path weights. Under the min identification (Section 2.3, Figure 4), π becomes a permutation of $[n]$; the *sign* $\operatorname{sgn}(\pi)$ is the usual permutation sign.

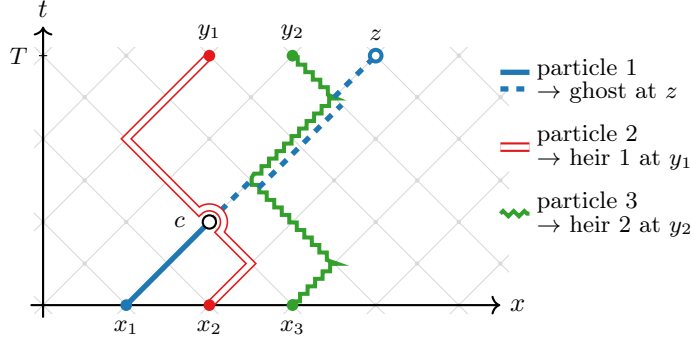


Figure 6. **Successful casting: actor-based view of a performance.** Same collision as Figure 1, but now tracking identities. The bijection π assigns: particle 1 (solid) \rightarrow ghost at z ; particle 2 (double) \rightarrow heir at y_1 ; particle 3 (zigzag) \rightarrow heir at y_2 . Line styles persist through the collision, revealing who went where. The arc at c shows particle 2 wrapping around to continue as heir; particle 1 continues as the ghost.

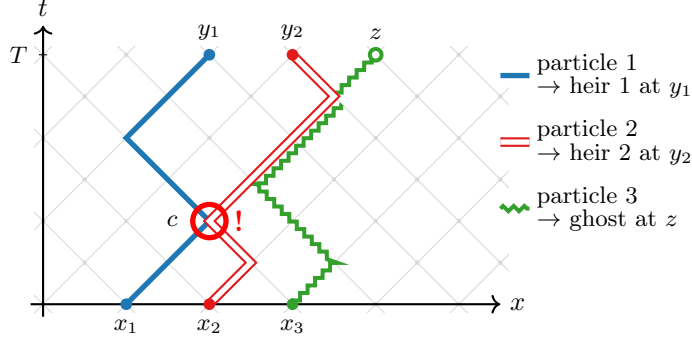


Figure 7. **Failed casting: a spurious crossing.** Same endpoints as Figure 6, but different paths and bijection. Here π assigns particle 1 $\rightarrow y_1$, particle 2 $\rightarrow y_2$, particle 3 $\rightarrow z$. At the crossing c , particles 1 and 2 meet, but neither is destined for the ghost position z —both go to heir positions. This crossing is *spurious*: it cannot be interpreted as a collision, so rehearsal fails. Failed castings cancel in pairs via segment swap (Section 5.1).

Crucially, castings are *pure geometry*: the paths are non-interacting. They may cross freely—a crossing is simply a point where two paths share a vertex, with no physical consequence. There is no collision physics yet: the determinant gives us n non-interacting walkers, not an interacting particle system.

4.2.2. *Candidate bijections.* The coefficient extraction $[\prod_g t_g^{\varepsilon(g)}]$ selects specific bijections. Each ghost column g contributes t_g^+ in rows where $I \supseteq g$ and $-t_g^-$ where $I \lhd g$. Extracting $t_g^{\varepsilon(g)}$ selects bijections where the performer $\pi^{-1}(g)$ satisfies:

- If $\varepsilon(g) = +1$: $\pi^{-1}(g) \supseteq g$ (performer right of ghost junction);
- If $\varepsilon(g) = -1$: $\pi^{-1}(g) \triangleleft g$ (performer left of ghost junction).

Intuitively, the candidacy condition ensures that required crossings exist: a particle destined for a ghost position must have a path that crosses another path from the correct direction.

Definition 4.2 (Source sign). For a bijection π and ghost $g \in \mathcal{G}$, the *source sign* is:

$$\delta_\pi(g) = \begin{cases} +1 & \text{if } g \triangleleft \pi^{-1}(g) \text{ (performer right of ghost),} \\ -1 & \text{if } \pi^{-1}(g) \triangleleft g \text{ (performer left of ghost).} \end{cases}$$

The ghost sign $\varepsilon(g)$ compares the ghost’s final *spatial position* to its heir’s *spatial position*. The source sign $\delta_\pi(g)$ compares the ghost’s junction *label* to its performer’s interval *label*.

Definition 4.3 (Candidate bijection). A bijection $\pi: \mathcal{A} \rightarrow \mathcal{R}$ is a *candidate* if $\varepsilon(g) = \delta_\pi(g)$ for all ghosts $g \in \mathcal{G}$. We write $\Pi_{\mathcal{F}}$ for the set of candidate bijections.

The coefficient extraction $[\prod_g t_g^{\varepsilon(g)}]$ selects exactly the candidate bijections: expanding the determinant and extracting this coefficient retains only those terms where $\pi \in \Pi_{\mathcal{F}}$.

4.2.3. *The restricted Leibniz expansion.* Crucially, the candidacy condition depends only on π , not on the paths \mathbf{P} . This gives the determinant expansion a clean structure:

$$(4.1) \quad \sum_{\substack{(\pi, \mathbf{P}) \\ \pi \in \Pi_{\mathcal{F}}}} \text{sgn}(\pi) w(\mathbf{P}) = \sum_{\pi \in \Pi_{\mathcal{F}}} \text{sgn}(\pi) \prod_{I \in \mathcal{A}} W(x_I \rightarrow y_{\pi(I)}).$$

The product is over non-interacting paths—a product of path generating functions. The coefficient extraction selects exactly the candidate bijections, yielding a “restricted Leibniz expansion”: like a determinant, but summing only over $\Pi_{\mathcal{F}}$ rather than all of S_n .

4.3. **Attribution: performance to casting.** A performance specifies collision locations and final positions but not identities. *Attribution* constructs the underlying casting by tracking which particle ends where. We first describe what happens at a single collision, then explain how to combine these local operations.

4.3.1. *The two-particle case.* By consecutivity (Proposition 2.11), colliding particles are always adjacent intervals. Write I^- and I^+ for the left and right incoming intervals at a collision, H for the heir, and g for the ghost. (In interval notation: $I^- = [a, g]$, $I^+ = [g, c]$, $H = [a, c]$.)

Four path segments meet at the collision vertex (Figures 8a and 9a): two incoming and two outgoing (one to the ghost position y_g , one continuing as the heir toward further collisions or the final position). The *swap principle* connects incoming to outgoing segments by exchanging sides: the particle arriving from the left continues toward the rightward final position; the particle from the right continues toward the leftward position.

The ghost sign $\varepsilon(g)$ encodes whether the ghost ends left or right of the heir, determining the gluing (Figures 8b and 9b):

- $\varepsilon(g) = +1$ (ghost left of heir): the right interval I^+ becomes the ghost;

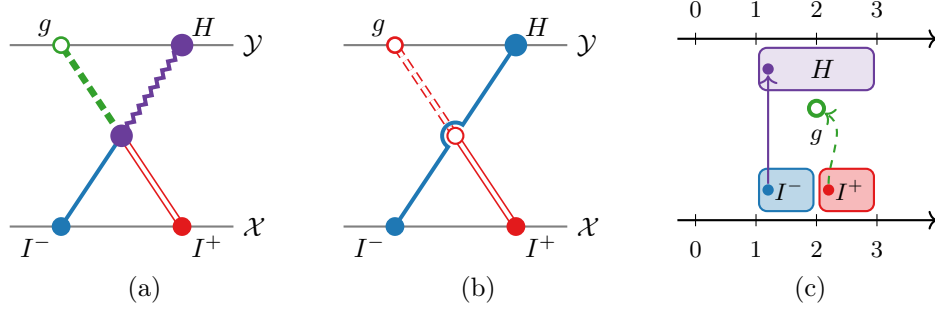


Figure 8. **Two-particle coalescence, case $\varepsilon(g) = +1$: ghost left of heir.** (a) Schema: four distinct styles indicate entities do not persist past coalescence; the dashed line shows the ghost path. (b) Attribution via path gluing: the swap principle routes the particle from I^- to y_H (solid), while the particle from I^+ continues as a ghost to y_g (dashed). Following paths determines the bijection. (c) Bijection π_+ : $I^- \mapsto H$, $I^+ \mapsto g$.

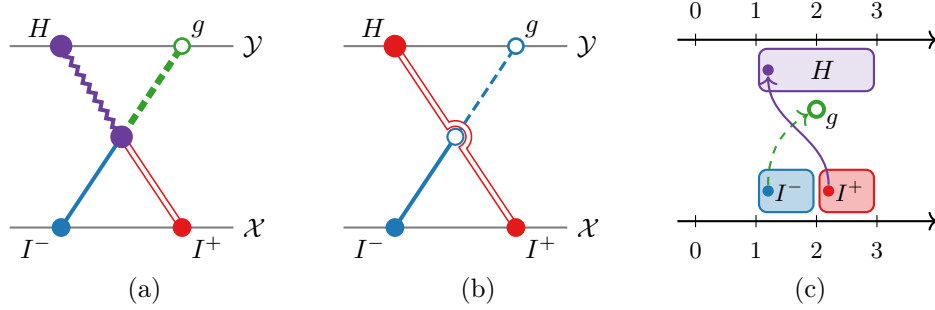


Figure 9. **Two-particle coalescence, case $\varepsilon(g) = -1$: ghost right of heir.** (a) Schema: four distinct styles indicate entities do not persist past coalescence; the dashed line shows the ghost path. (b) Attribution via path gluing: the swap principle routes the particle from I^+ to y_H (double line), while the particle from I^- continues as a ghost to y_g (dashed). Following paths determines the bijection. (c) Bijection π_- : $I^- \mapsto g$, $I^+ \mapsto H$.

- $\varepsilon(g) = -1$ (ghost right of heir): the left interval I^- becomes the ghost. This defines a local bijection from $\{I^-, I^+\}$ to $\{H, g\}$ (Figures 8c and 9c).

4.3.2. From local to global.

Definition 4.4 (Attribution). *Attribution* constructs a casting (π, \mathbf{P}) from a performance by applying the local gluing rule at each collision vertex.

For each initial particle I , follow its path through all collision vertices, applying the local gluing rule at each one. The path terminates either at a heir position or at a ghost position. This process produces:

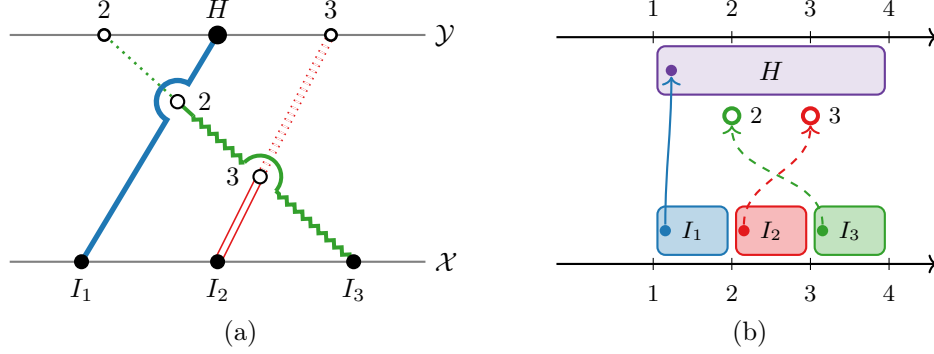


Figure 10. **Full coalescence, bijection π_1 : junction 3 fires first.** Three particles coalesce into one heir $H = [1, 4]$, creating ghosts at junctions 2 and 3. (a) Attribution: following each path through all collisions determines the bijection. Junction 3 fires first (I_2 and I_3 meet), then junction 2 (I_1 meets the merged $[2, 4]$). (b) Bijection π_1 : $I_1 \mapsto H$, $I_2 \mapsto 3$, $I_3 \mapsto 2$. Line styles: I_1 solid, I_2 double, I_3 zigzag; dotted = ghost.

- the endpoint $\pi(I)$ (the final entity where I ends up);
- the glued path P_I from x_I to $y_{\pi(I)}$.

Iterating over all initial particles yields the output of attribution: a casting $(\pi, (P_I)_{I \in \mathcal{A}})$.

High-indegree vertices. By consecutivity, when $m > 2$ intervals meet simultaneously they form a consecutive sequence I_1, \dots, I_m . Process them in label order with nested pairings: $((I_1 I_2) I_3) \dots I_m$. At each step, two intervals enter: the leftmost unpaired interval and the heir from the previous pairing (or, at the first step, the two leftmost intervals). The corresponding ghost (identified by its junction label) exits, and the heir continues to pair with the next interval. After $m - 1$ steps, $m - 1$ ghosts have been created and one final heir remains.

For example, if three intervals I_1, I_2, I_3 meet at a single vertex: first I_1 and I_2 are paired, producing a ghost at their shared junction and a merged interval; then the merged interval pairs with I_3 , producing a second ghost and the final heir. This left-to-right order matches the lexicographic tie-breaking used in rehearsal (Section 5.3), ensuring that attribution and rehearsal agree.

4.3.3. Examples.

Example 4.5 (Single collision: Figure 1). In Figure 1, particles I_1 and I_2 collide at c . The ghost ends at $z > y_1$, so $\varepsilon(g) = -1$ (ghost right of heir). By the swap principle, the left particle I_1 becomes the ghost. The output is the casting $(\pi, (P_{I_1}, P_{I_2}, P_{I_3}))$ where:

- P_{I_1} : from x_1 to c , then to z ; endpoint $\pi(I_1) = g$;
- P_{I_2} : from x_2 to c , then to y_1 ; endpoint $\pi(I_2) = H_1$;
- P_{I_3} : from x_3 to y_2 (no collision); endpoint $\pi(I_3) = H_2$.

See Figure 6.

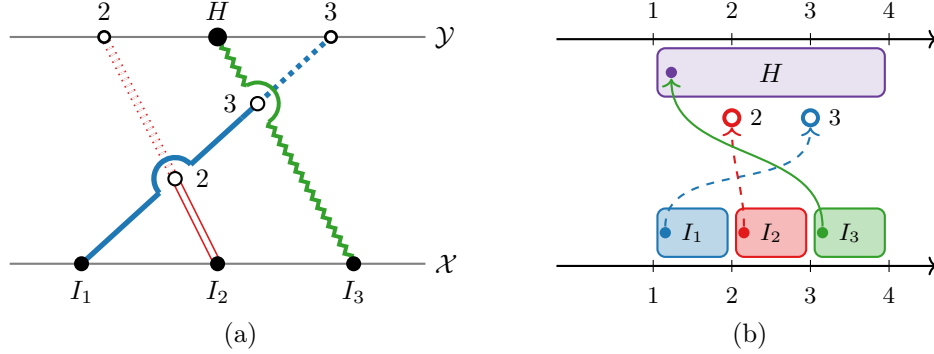


Figure 11. **Full coalescence, bijection π_2 : junction 2 fires first.** Same final state as Figure 10, different collision order. (a) Attribution: junction 2 fires first (I_1 and I_2 meet), then junction 3 (I_3 joins). Following paths yields a different bijection. (b) Bijection π_2 : $I_1 \mapsto 3$, $I_2 \mapsto 2$, $I_3 \mapsto H$. Both π_1 and π_2 are successful castings for the same final state.

Example 4.6 (Two collisions: Figures 10 and 11). Three particles I_1 , I_2 , I_3 all coalesce into one heir $H = [1, 4]$, with ghost signs $\varepsilon(2) = +1$ (ghost 2 left of heir) and $\varepsilon(3) = -1$ (ghost 3 right of heir).

In Figure 10, junction 3 fires first: I_2 and I_3 meet. Since $\varepsilon(3) = -1$, the left particle I_2 becomes the ghost. Next, junction 2 fires: I_1 meets the merged interval (carried by I_3). Since $\varepsilon(2) = +1$, the right particle (I_3) becomes the ghost. The output is the casting $(\pi_1, (P_{I_1}, P_{I_2}, P_{I_3}))$:

- P_{I_1} : from x_1 to junction 2, then to y_H ; endpoint $\pi_1(I_1) = H$;
- P_{I_2} : from x_2 to junction 3, then to y_3 ; endpoint $\pi_1(I_2) = 3$;
- P_{I_3} : from x_3 to junction 3, to junction 2, then to y_2 ; endpoint $\pi_1(I_3) = 2$.

In Figure 11, the same final state arises from a different collision order (junction 2 fires first), producing a different casting $(\pi_2, (P'_{I_1}, P'_{I_2}, P'_{I_3}))$ with $\pi_2(I_1) = 3$, $\pi_2(I_2) = 2$, $\pi_2(I_3) = H$.

4.3.4. Candidacy emerges.

Proposition 4.7. *Let $\mathcal{C} = (\pi, \mathbf{P})$ be the casting from attributing a performance. Then π is a candidate.*

Proof. Consider a collision creating ghost g , with adjacent intervals I^- and I^+ as above.

When $y_{\text{heir}(g)} < y_g$ (ghost ends right, so $\varepsilon(g) = -1$), the left particle I^- terminates at g . Tracing I^- back through any earlier coalescences, we reach some initial particle I with $I \subseteq I^-$, so in particular $I \triangleleft g$. Since $\pi(I) = g$, we have $\delta_\pi(g) = -1$ —matching $\varepsilon(g)$.

When $y_g \preceq y_{\text{heir}(g)}$ (ghost ends left, so $\varepsilon(g) = +1$), the right particle I^+ terminates, and tracing back gives an initial particle I with $I \triangleright g$, so $\delta_\pi(g) = +1$ —again matching. \square

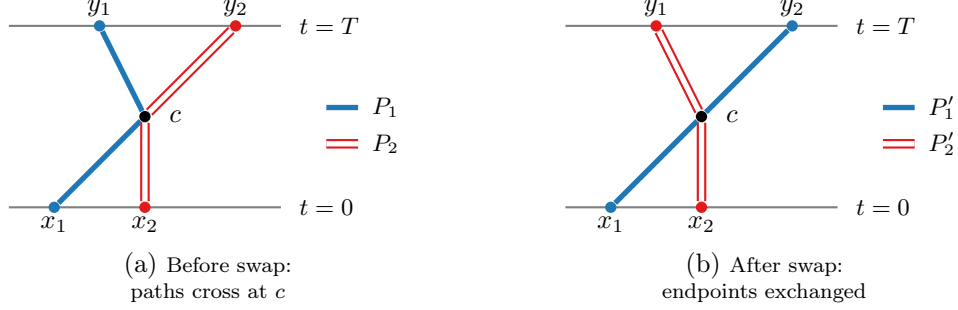


Figure 12. **Segment swap: the sign-reversing involution.**

(a) Paths P_1 (solid) and P_2 (double) cross at vertex c . (b) After the swap, final segments are exchanged: P'_1 follows P_1 to c , then P_2 's tail to y_2 ; P'_2 follows P_2 to c , then P_1 's tail to y_1 . The bijection updates to $\pi' = (1\ 2) \circ \pi$, reversing the sign. Failed castings cancel in pairs via this operation.

5. THE SIGN-REVERSING INVOLUTION

We now develop the sign-reversing involution that cancels failed castings.

5.1. Segment swap. *Segment swap* is a transformation on castings. When paths P_I and P_J cross at vertex v , segment swap exchanges their suffixes after v : the new path P'_I follows P_I to v , then continues along P_J ; symmetrically for P'_J . The bijection updates accordingly: $\pi' = (I\ J) \circ \pi$, exchanging the destinations of I and J . See Figure 12.

Lemma 5.1 (Swap properties). *Segment swap is:*

- (i) **An involution:** swapping twice recovers the original.
- (ii) **Weight-preserving:** same path segments, same total weight.
- (iii) **Sign-reversing:** $\text{sgn}(\pi') = -\text{sgn}(\pi)$.

Proof. (i) Swapping at v twice restores the original paths and bijection. (ii) The path segments are redistributed but the multiset of edges is unchanged, so total weight is preserved. (iii) The updated bijection $\pi' = (I\ J) \circ \pi$ differs from π by a transposition. \square

5.2. Local involutions. Following Lindström [Lin73] and Gessel–Viennot [GV85], we construct a sign-reversing involution on candidate castings. The key idea is to associate a *local involution* to each pair of initial particles, then compose them into a global involution.

For each pair (I, J) with $I < J$, we define a local involution $\iota_{I,J}$ that tests whether I and J have a legitimate collision. Given a candidate casting $\mathcal{C} = (\pi, \mathbf{P})$:

- (1) Find the first intersection of paths P_I and P_J (if any).
- (2) If no intersection exists, or if swapping at that intersection would break candidacy: \mathcal{C} is a fixed point.
- (3) Otherwise: perform segment swap at the first intersection.

Formally:

(5.1)

$$\iota_{I,J}(\mathcal{C}) = \begin{cases} \text{swap at first intersection} & \text{if the swapped casting is a candidate,} \\ \mathcal{C} & \text{otherwise.} \end{cases}$$

A crossing between adjacent intervals I^- and I^+ at junction g is a *valid collision* if one of them is destined for the ghost role at that junction: $g \in \{\pi(I^-), \pi(I^+)\}$. Otherwise it is *spurious*.

Lemma 5.2 (Fixed points are valid collisions). *Let \mathcal{C} be a candidate casting whose paths P_I and P_J intersect. Then $\iota_{I,J}(\mathcal{C}) = \mathcal{C}$ if and only if the first intersection is a valid collision.*

Proof. Let $I^- \triangleleft I^+$ be the adjacent intervals at the first intersection, meeting at junction g . The swap exchanges $\pi(I^-) \leftrightarrow \pi(I^+)$.

Key observation. For any ghost $h \neq g$: swapping I^- and I^+ does not change their order relation with h , since they are adjacent at junction g .

Valid collision ($g \in \{\pi(I^-), \pi(I^+)\}$). Say $\pi(I^+) = g$. After swap: $\pi'(I^-) = g$. But $I^- \triangleleft g$ while $I^+ \triangleright g$, so the source sign $\delta_\pi(g)$ changes. Since candidacy requires $\varepsilon(g) = \delta_\pi(g)$, the swapped casting violates candidacy. Hence \mathcal{C} is a fixed point.

Spurious crossing ($g \notin \{\pi(I^-), \pi(I^+)\}$). The performer $\pi^{-1}(g)$ is unchanged by the swap. By the key observation, source signs for all ghosts are preserved. The swapped casting remains a candidate, so the swap is performed. \square

5.3. The algorithm. *Rehearsal* attempts to interpret a candidate casting as a performance by processing crossings in temporal order. The same algorithm defines the global involution ι : successful castings are fixed points, while failed castings pair up via segment swap.

5.3.1. High-level view. The algorithm processes crossings chronologically, testing each for validity. A *valid* crossing becomes a coalescence: one path becomes a ghost, the other represents the merged interval, and the system shrinks. A *spurious* crossing triggers segment swap, pairing the casting with another failed casting. The algorithm terminates successfully when no crossings remain.

5.3.2. Path-indexed involutions. The local involutions $\iota_{I,J}$ (Section 5.2) are indexed by initial particles. During rehearsal, we track paths: each active path originated from a unique initial particle, but now represents a (possibly merged) interval.

For paths P and Q that cross, write $\kappa_{P,Q}$ for the segment-swap involution at their first intersection. If P originated from particle I and Q from J , then $\kappa_{P,Q} = \iota_{I,J}$. This reindexing lets us refer to involutions throughout the algorithm as intervals merge.

5.3.3. The procedure.

Input: A candidate casting (π, \mathbf{P}) , where $\pi: \mathcal{A} \rightarrow \mathcal{R}$ is the candidate bijection (fixed throughout).

State variables:

- **Active:** the set of active paths;
- σ : a dictionary mapping current intervals to roles (keys evolve as intervals merge, values remain fixed).

Algorithm.

- (1) Initialize: $\text{Active} \leftarrow \{P_{I_1}, \dots, P_{I_n}\}$, $\sigma \leftarrow \pi$.
- (2) While active paths cross:
 - (a) Find the first crossing among **Active**: the pair (P, Q) whose paths cross at the earliest vertex v . If multiple pairs share the same vertex, select the lexicographically minimal pair (by interval labels; this ensures restricted commutativity, Lemma 5.9).
 - (b) Let I^- , I^+ be the (adjacent) intervals for P , Q , meeting at junction g . (Why adjacent? Section 5.3.5.)
 - (c) **Test**: Is $g \in \{\sigma(I^-), \sigma(I^+)\}$?
 - (d) If **no** (spurious crossing): apply $\kappa_{P,Q}$ and return the swapped casting $\kappa_{P,Q}(\pi, \mathbf{P})$.
 - (e) If **yes** (valid collision):
 - Let **ghost** be the interval $I \in \{I^-, I^+\}$ with $\sigma(I) = g$.
 - Remove P_{ghost} from **Active**; its suffix from v becomes the ghost path Γ_g .
 - Form the merged interval $H \leftarrow I^- \cup I^+$.
 - Let **survivor** be the non-ghost interval.
 - Reassociate: P_{survivor} now represents H .
 - Update σ : set $\sigma(H) \leftarrow \sigma(\text{survivor})$; delete entries for **ghost** and **survivor**.
- (3) **Success**—return (π, \mathbf{P}) (a fixed point) together with the performance from the collision sequence.

5.3.4. *Dual interpretation.*

Remark 5.3 (Rehearsal as involution). The algorithm has two equivalent interpretations:

- **Rehearsal**: Does this casting correspond to a performance? Success produces a performance; failure means the casting does not correspond to any performance.
- **Involution**: Is this casting a fixed point of ι ? Success means fixed point; failure applies segment swap at the first spurious crossing, pairing the casting with another failed casting.

The two viewpoints are unified: a casting is *successful* if and only if it is a *fixed point* of ι . Every successful casting produces a performance; every failed casting is paired with another failed casting via segment swap.

This differs from classical LGV, where the first crossing triggers a segment swap and immediate pairing (no iteration). Here, valid collisions reduce the system and processing continues; only spurious crossings trigger the swap-and-pair mechanism.

Definition 5.4 (Successful casting). A candidate casting is *successful* if the algorithm processes all crossings as valid coalescences without encountering a spurious one. Equivalently, a successful casting is a fixed point of ι .

5.3.5. *Why the first crossing is between adjacent intervals.* By consecutivity (Proposition 2.11), paths of non-adjacent intervals cannot cross before paths between them do. If intervals A and C are non-adjacent with B between them, then before A and C can cross, either A must cross B or C must cross B . This holds for the

initial configuration and is preserved after each merger (the reduced system inherits consecutivity).

5.3.6. The abstract obstruction. Many bijections satisfy candidacy ($\varepsilon = \delta$). But if paths do not cross, they preserve left-to-right order, which forces both the heir ordering condition and constrains the spatial relationship between heirs and ghosts. The following lemma shows that these two conditions *together* are impossible to satisfy unless every interval maps to a heir—no ghosts allowed. This is purely combinatorial, concerning only label order with no reference to paths or geometry.

Intuition. To create a ghost at junction g , the ghost constraint requires that the performer of g lie between g and the performer of $\text{heir}(g)$. But heir ordering forces performers of heirs into left-to-right order, and these performers consume the leftmost available intervals. An inductive argument shows that performers I_1, I_2, \dots are forced to map to H_1, H_2, \dots in order, leaving no room for any ghost assignment. The proof below makes this “squeezing” argument precise.

Lemma 5.5 (No ghosts allowed). *Let $I_1 \triangleleft I_2 \triangleleft \dots \triangleleft I_n$ be the initial intervals and let $H_1 \triangleleft H_2 \triangleleft \dots \triangleleft H_\ell$ be the heirs. Suppose $\pi: \mathcal{A} \rightarrow \mathcal{R}$ is a bijection satisfying:*

- (i) **Heir ordering:** $\pi^{-1}(H_1) \triangleleft \pi^{-1}(H_2) \triangleleft \dots \triangleleft \pi^{-1}(H_\ell)$.
- (ii) **Ghost constraint:** *For each ghost g with $H = \text{heir}(g)$, exactly one of the following holds:*
 - (G1) $g \triangleleft \pi^{-1}(g) \triangleleft \pi^{-1}(H)$, or
 - (G2) $\pi^{-1}(H) \triangleleft \pi^{-1}(g) \triangleleft g$.

Then for each $k \in \{0, 1, \dots, n\}$:

- (1) $\ell \geq k$, and
- (2) $\pi(I_1) = H_1, \dots, \pi(I_k) = H_k$.

Proof. By induction on k .

Base case ($k = 0$). Trivial.

Inductive step. Assume the claim holds for $k - 1$. We show $\ell \geq k$ and $\pi(I_k) = H_k$.

Step 1: Existing heirs have no ghosts. Suppose heir H_j with $j \leq k - 1$ has a ghost. By induction, $\pi^{-1}(H_j) = I_j$. Let $g' = \min \text{ghosts}(H_j)$. The ghost constraint for g' requires that one of the following conditions hold:

- (G1) $\pi^{-1}(g') \triangleleft I_j$: impossible, since I_1, \dots, I_{j-1} all map to heirs by induction.
- (G2) $I_j \triangleleft \pi^{-1}(g') \triangleleft g'$: write $H_j = [a, b]$, so $g' = a + 1$. Since I_j maps to H_j , we have $a \leq j$, giving $g' \leq j + 1$. But (G2) requires $\pi^{-1}(g') = I_m$ with $m > j$ and $m + 1 \leq g'$, giving $m \leq j$. Contradiction.

Hence $H_i = [i, i + 1]$ for $i \leq k - 1$: existing heirs are trivial.

Step 2: $\pi(I_k)$ is not a ghost. Suppose $\pi(I_k) = g$ for some ghost g with $\text{heir}(g) = H_j$. Since existing heirs have no ghosts, $j \geq k$. Thus H_j starts at position $\geq k$, so $g \geq k + 1$. The ghost constraint requires that one of the following conditions hold:

- (G1) $g \triangleleft I_k$: impossible, since $g \geq k + 1$ and $I_k = [k, k + 1]$ give $I_k \triangleleft g$.
- (G2) $\pi^{-1}(H_j) \triangleleft I_k$: then $\pi^{-1}(H_j) \in \{I_1, \dots, I_{k-1}\}$, but these map to H_1, \dots, H_{k-1} by induction, not to H_j with $j \geq k$.

Both fail, so $\pi(I_k)$ is a heir.

Step 3: Identification of $\pi(I_k)$. Write $\pi(I_k) = H_m$. If $m > k$, heir ordering gives $\pi^{-1}(H_k) \triangleleft \pi^{-1}(H_m) = I_k$, forcing $\pi^{-1}(H_k) \in \{I_1, \dots, I_{k-1}\}$ —but these map to

H_1, \dots, H_{k-1} . Hence $m = k$: we have $\pi(I_k) = H_k$. In particular, H_k exists, so $\ell \geq k$. \square

Corollary 5.6 (Crossings exist). *If some active interval I satisfies $\sigma(I) = g$ for a ghost role g , then at least two active paths must cross.*

Proof. Suppose no paths cross. Then paths preserve left-to-right order: $I \triangleleft J$ implies $y_{\sigma(I)} \prec y_{\sigma(J)}$. Combined with heir ordering (Section 2.4), this gives the heir ordering condition of Lemma 5.5.

Candidacy ($\varepsilon(g) = \delta_\pi(g)$) gives the ghost constraint: the equivalence $\pi^{-1}(g) \triangleleft \pi^{-1}(H) \Leftrightarrow \pi^{-1}(g) \triangleright g$ says that exactly one of (G1) or (G2) holds.

By Lemma 5.5 with $k = n$, we get $\ell \geq n$ and $\pi(I_j) = H_j$ for all j . Thus every actor maps to a heir, leaving no actor for ghost g . Contradiction. \square

This corollary ensures the algorithm cannot “stall” with unfilled ghost roles: if any interval is still destined for a ghost position, crossings must exist among active paths.

5.3.7. Successful castings yield valid performances.

Proposition 5.7. *Let \mathcal{C} be a successful candidate casting. The performance produced by the algorithm has the prescribed final state \mathcal{F} .*

Proof. Corollary 5.6 guarantees that all ghost assignments are processed: if any interval were still destined for a ghost position, crossings would remain among active paths.

Ghost set. Each valid collision occurs at a junction $g \in \{\sigma(I^-), \sigma(I^+)\}$, so only junctions in \mathcal{G} are processed.

Ghost endpoints. At the collision creating ghost g , the particle $\pi^{-1}(g)$ is still active. The ghost path Γ_g is the suffix of $P_{\pi^{-1}(g)}$ from the collision vertex, ending at y_g .

Genealogy trees. Collisions occur at exactly the junctions in \mathcal{G} . After all collisions, the active intervals are the maximal intervals avoiding \mathcal{G} —exactly \mathcal{H} .

Heir endpoints. For heir $H \in \mathcal{H}$, the initial particle I with $\pi(I) = H$ is never consumed as a ghost, so its path reaches y_H . \square

5.3.8. *Restricted commutativity.* The key property ensuring that ι is well-defined and involutive is *restricted commutativity*: local involutions commute whenever the algorithm might need to apply both.

Definition 5.8 (Restricted commutativity). Write $P = (I, J)$ and $P' = (K, L)$ for pairs of intervals. The local involutions satisfy *restricted commutativity* if: whenever the algorithm (applied to casting \mathcal{C}) checks both P and P' , then

$$(\iota_P \circ \iota_{P'}) (\mathcal{C}) = (\iota_{P'} \circ \iota_P) (\mathcal{C}).$$

Lemma 5.9 (Restricted commutativity). *The local involutions $\{\iota_{I,J}\}$ for coalescence satisfy restricted commutativity.*

Proof. Suppose the algorithm, when processing a casting $\mathcal{C} = (\pi, \mathbf{P})$, checks pair (I, J) first and later checks pair (K, L) . We must show that

$$\iota_{I,J}(\iota_{K,L}(\mathcal{C})) = \iota_{K,L}(\mathcal{C}),$$

i.e., if \mathcal{C} is a fixed point of $\iota_{I,J}$, then so is $\iota_{K,L}(\mathcal{C})$.

Let $\mathcal{C}' = (\pi', \mathbf{P}') = \iota_{K,L}(\mathcal{C})$ be the result of swapping at the first intersection of P_K and P_L .

Paths before the swap point. The swap only exchanges segments of P_K and P_L after their first intersection. Since (I, J) was checked before (K, L) , the first intersection of P_I and P_J occurs before the first intersection of P_K and P_L . Thus \mathbf{P} and \mathbf{P}' are identical in the region where P_I and P_J first meet—the swap does not affect this geometry.

Fixed-point status at (I, J) . The fixed-point condition for $\iota_{I,J}$ depends on whether the first intersection of P_I and P_J is a valid collision: $g \in \{\pi(I), \pi(J)\}$ where g is the junction.

Consider how the swap $\iota_{K,L}$ affects π :

- If $\{I, J\} \cap \{K, L\} = \emptyset$: the values $\pi(I)$ and $\pi(J)$ are unchanged, so $g \in \{\pi(I), \pi(J)\} \iff g \in \{\pi'(I), \pi'(J)\}$.
- If $|\{I, J\} \cap \{K, L\}| = 1$: say $J = K$ (other cases are symmetric). Since \mathcal{C} is a fixed point at (I, J) , the crossing is a valid collision, so $g \in \{\pi(I), \pi(J)\}$. If $\pi(J) = g$, then J deactivates and cannot appear in a later pair—contradiction. If $\pi(I) = g$, then I deactivates but J stays active; the overlap can occur. The swap $\iota_{J,L}$ exchanges $\pi(J) \leftrightarrow \pi(L)$ but leaves $\pi(I) = g$ unchanged, so the fixed-point condition $g \in \{\pi(I), \pi(J)\}$ is preserved.
- If $\{I, J\} = \{K, L\}$: impossible. After a valid collision at (I, J) , one particle deactivates and the pair cannot reappear.

In both cases that can occur (disjoint pairs, or overlap with $\pi(I) = g$), the fixed-point status is preserved. \square

Coalescence deactivates exactly one particle per collision: if $\pi(J) = g$, then J deactivates; if $\pi(I) = g$, then I deactivates. Either way, any later pair checked by the algorithm must be disjoint from (I, J) . Since each valid collision deactivates one particle, the algorithm terminates in at most $n - 1$ steps.

Theorem 5.10 (Involution theorem). *The map ι is a weight-preserving, sign-reversing involution on candidate castings. Its fixed points are exactly the successful castings.*

Proof. Well-defined. The local involution only swaps when the resulting casting is a candidate (Lemma 5.2). The global involution applies at most one local swap, so the output is a candidate casting.

Fixed points. By definition, global fixed points are castings where every crossing is a valid collision—exactly the successful castings (Definition 5.4).

Involution. Let \mathcal{C} have first spurious crossing at pair (I, J) , and let $\mathcal{C}' = \iota_{I,J}(\mathcal{C})$. We must show that \mathcal{C}' also has first spurious crossing at (I, J) , so that swapping again recovers the original.

By restricted commutativity, \mathcal{C}' has the same fixed-point status at all pairs checked before (I, J) : the paths are unchanged before the swap point, so the same crossings exist in the same order. This ensures the *same sequence* of valid collisions is processed, so the active particle sets evolve identically, and we reach (I, J) with the same particles active.

At (I, J) , the paths still cross at the same first intersection (geometry unchanged before the swap point) and the collision constraint still fails: swapping exchanges

$\pi(I) \leftrightarrow \pi(J)$, but the validity test checks whether $g \in \{\pi(I), \pi(J)\}$. Since the set is unchanged by swap, the constraint status is preserved. Thus (I, J) is also the first spurious crossing for \mathcal{C}' , and $\iota^2 = \text{id}$.

Properties. Weight-preservation and sign-reversal follow from Lemma 5.1. \square

5.4. The performance–casting bijection.

Proposition 5.11. *For fixed final state \mathcal{F} , attribution and successful castings are in bijection: attribution maps performances to successful castings, and the algorithm of Section 5.3 maps successful castings back to performances.*

Proof. We verify both compositions.

Algorithm \circ Attribution = id. Let \mathcal{P} be a performance. The casting $(\pi, \mathbf{P}) = \mathfrak{A}(\mathcal{P})$ is a candidate—the swap principle produces a candidacy-consistent bijection π (Proposition 4.7). The casting is also successful: the crossings in \mathbf{P} are exactly the collisions in \mathcal{P} , so the algorithm processes each as a valid collision (the constraint $g \in \{\pi(I^-), \pi(I^+)\}$ holds by construction). The collisions are encountered in the same temporal order, so the algorithm reconstructs \mathcal{P} .

Attribution \circ Algorithm = id. Let $\mathcal{C} = (\pi, \mathbf{P})$ be a successful casting and \mathcal{P} the performance produced by the algorithm. By Proposition 5.7, \mathcal{P} has final state \mathcal{F} .

We show $\mathfrak{A}(\mathcal{P}) = \mathcal{C}$ by processing collisions in temporal order and verifying that attribution’s assignment matches π at each step.

Inductive step. At a collision between adjacent intervals I^- and I^+ at junction g , success and the key lemma (Lemma 5.2) give $g \in \{\pi(I^-), \pi(I^+)\}$. Attribution reads $\varepsilon(g)$ and assigns the ghost role accordingly. Candidacy ($\varepsilon(g) = \delta_\pi(g)$) ensures this matches π : if $\varepsilon(g) = +1$, then $\delta_\pi(g) = +1$, so $\pi^{-1}(g) \triangleright g$; the initial particle $\pi^{-1}(g)$ started to the right of g and by planarity arrives via I^+ . Hence $\pi(I^+) = g$ —matching attribution. (For high-indegree vertices, apply this argument to each binary step.)

Candidacy is preserved. After processing: ghost g and its performer are removed, I^- and I^+ merge, and the merged interval inherits the non-ghost role. For any remaining ghost $g' \neq g$: the performer $\pi^{-1}(g')$ is unchanged, and its label ordering relative to g' is unaffected. Hence the reduced system remains a candidate casting.

Path recovery. The path segments in \mathcal{P} are pieces of \mathbf{P} cut at collision vertices. Since attribution glues them with the correct π at every collision, we recover \mathbf{P} . \square

6. PROOF OF THE COALESCENCE FORMULA

With the involution established, we complete the proof.

6.1. The sign identity.

Proposition 6.1 (Sign identity). *For any successful casting \mathcal{C} :*

$$\text{sgn}(\pi) = \prod_{g \in \mathcal{G}} \varepsilon(g).$$

Proof. Identify labels with $[n]$ via left endpoints: interval $[a, b]$ maps to a , and junction point g maps to g . Under this identification, $\pi: \mathcal{A} \rightarrow \mathcal{R}$ becomes a permutation of $[n]$.

We prove by induction on $|\mathcal{G}|$. For zero ghosts, $\pi = \text{id}$ and $\text{sgn}(\pi) = +1 = \prod_{g \in \emptyset} \varepsilon(g)$.

For the inductive step, pick a terminal coalescence: one whose heir $H = [a, c]$ is final. At this collision, intervals $I^- = [a, g]$ and $I^+ = [g, c]$ merge, creating ghost g . Define a modified final state \mathcal{F}_0 by “undoing” this coalescence: replace H by two heirs I^- and I^+ , and remove ghost g . The bijection π induces a bijection π_0 for this modified state.

The key observation: under the label-order identification of \mathcal{R} with $\{1, \dots, n\}$, ghost g occupies the position between I^- and I^+ . So:

- If $\varepsilon(g) = -1$: I^- becomes the ghost ($\pi(I^-) = g$), while I^+ maps to heir H . Under identification, $\pi(a) = g$ and $\pi(g) = a$. Thus $\pi = (a \ g) \circ \pi_0$, giving $\text{sgn}(\pi) = -\text{sgn}(\pi_0) = \varepsilon(g) \cdot \text{sgn}(\pi_0)$.
- If $\varepsilon(g) = +1$: I^+ becomes the ghost ($\pi(I^+) = g$), while I^- maps to heir H . Under identification, $\pi(a) = a$ and $\pi(g) = g$. Thus $\pi = \pi_0$ on the relevant indices, giving $\text{sgn}(\pi) = \text{sgn}(\pi_0) = \varepsilon(g) \cdot \text{sgn}(\pi_0)$.

By induction, $\text{sgn}(\pi) = \prod_g \varepsilon(g)$. \square

The sign identity implies that all successful castings contribute the same sign—namely $\prod_g \varepsilon(g)$ —to the generating function.

6.2. Completing the proof.

Theorem 6.2 (Performance–casting identity). *The generating function for performances equals*

$$Z = \text{sgn } \mathcal{F} \cdot \sum_{\pi \in \Pi_{\mathcal{F}}} \text{sgn}(\pi) \prod_{I \in \mathcal{A}} W(x_I \rightarrow y_{\pi(I)}),$$

where $\text{sgn } \mathcal{F} = \prod_{g \in \mathcal{G}} \varepsilon(g)$.

Proof. The involution ι (Theorem 5.10) partitions candidate castings into:

- *Fixed points*: successful castings (contribute to sum);
- *Pairs*: failed castings, grouped by segment swap.

Each pair has equal weight and opposite sign, so they cancel. Only successful castings remain.

By the sign identity (Proposition 6.1), every successful casting has $\text{sgn}(\pi) = \prod_g \varepsilon(g) = \text{sgn } \mathcal{F}$. Therefore

$$\begin{aligned} \text{sgn } \mathcal{F} \cdot \sum_{\text{successful}} \text{sgn}(\pi) \cdot w(\mathbf{P}) &= \text{sgn } \mathcal{F} \cdot \text{sgn } \mathcal{F} \cdot \sum_{\text{successful}} w(\mathbf{P}) \\ &= \sum_{\text{successful}} w(\mathbf{P}). \end{aligned}$$

The bijection between successful castings and performances (Proposition 5.11) completes the proof. \square

Proof of Theorem 3.2. By the performance–casting identity, Z equals a signed sum over candidate bijections. The coefficient extraction $[\prod_g t_g^{\varepsilon(g)}]$ selects exactly the candidate bijections (Definition 4.3). The sign factors from the matrix (minus signs in ghost columns for antiexcedance entries) exactly cancel with $\text{sgn}(\pi)$, so each performance contributes $+1 \cdot w(\mathbf{P})$.

Therefore $Z = [\prod_g t_g^{\varepsilon(g)}] \det(M)$ equals the sum of path weights over all performances. \square

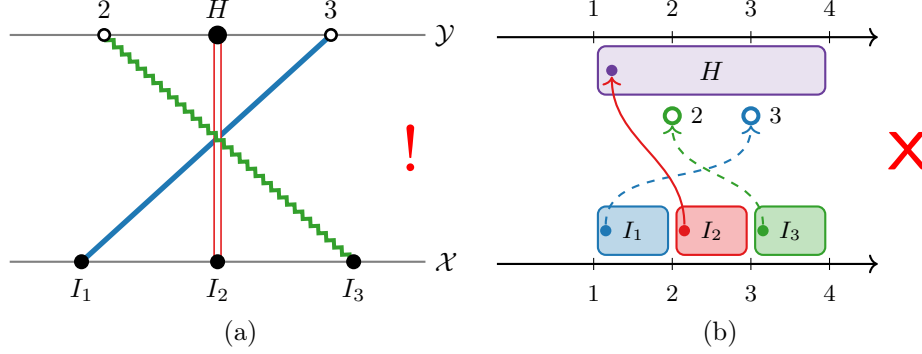


Figure 13. **An unsuccessful candidate:** π_3 admits no successful casting. The bijection π_3 : $I_1 \mapsto 3$, $I_2 \mapsto H$, $I_3 \mapsto 2$ satisfies the candidacy condition but admits no successful casting. (a) Any path family has a spurious crossing—the middle particle I_2 must collide before reaching H . (b) Bijection π_3 . Compare with Figures 10 and 11.

6.3. Example: full coalescence of three particles. We return to Example 4.6: three particles I_1, I_2, I_3 coalesce into one heir $H = [1, 4]$, with $\varepsilon(2) = +1$ and $\varepsilon(3) = -1$. The candidacy condition requires:

- $\pi^{-1}(2) \geq 2$, so $\pi^{-1}(2) \in \{I_2, I_3\}$;
- $\pi^{-1}(3) \triangleleft 3$, so $\pi^{-1}(3) \in \{I_1, I_2\}$.

Three bijections satisfy these constraints:

$$\begin{aligned} \pi_1: I_1 &\mapsto H, I_2 \mapsto 3, I_3 \mapsto 2, \\ \pi_2: I_1 &\mapsto 3, I_2 \mapsto 2, I_3 \mapsto H, \\ \pi_3: I_1 &\mapsto 3, I_2 \mapsto H, I_3 \mapsto 2. \end{aligned}$$

6.3.1. Realizable and unrealizable bijections. The bijections π_1 and π_2 are *realizable*: each admits successful castings arising from performances with different temporal orderings (Figures 10 and 11). Both have the same permutation sign, $\text{sgn}(\pi_1) = \text{sgn}(\pi_2) = \text{sgn } \mathcal{F} = -1$, as guaranteed by Proposition 6.1.

The bijection π_3 is *unrealizable*: it satisfies the candidacy constraint but admits no successful casting (Figure 13). The middle particle I_2 must collide with a neighbor before reaching the final time. If I_2 collides first with I_1 , then ghost 2 is created—but the ghost must be I_1 or I_2 , not I_3 as π_3 requires. If I_2 collides first with I_3 , then ghost 3 is created—but the ghost must be I_2 or I_3 , not I_1 as π_3 requires.

6.3.2. The involution pairs failed castings. Every π_3 -casting fails at its first crossing (either $P_1 \cap P_2$ or $P_2 \cap P_3$). The segment swap at this crossing converts π_3 -castings into π_1 - or π_2 -castings with wrong crossing order. Conversely, π_1 - and π_2 -castings with wrong crossing order swap back to π_3 -castings. The pairings preserve weight and flip sign, so all failed castings cancel. Only correctly-ordered π_1 - and π_2 -castings survive—exactly those arising from performances.

7. CONTINUOUS PROCESSES

The discrete framework extends to continuous time and space. This section proves that the ghost formulas hold for processes satisfying the Karlin–McGregor assumptions; concrete examples (Brownian motion, simple random walk) appear in Section 8.4.

7.1. Karlin–McGregor assumptions. Let Ω denote the probability space for n non-interacting particles with initial positions $x_1 < \dots < x_n$. Each $\omega \in \Omega$ specifies trajectories up to time T , with $\mathbf{X}_T(\omega) = (X_T^1(\omega), \dots, X_T^n(\omega))$ denoting the final positions.

The *Karlin–McGregor assumptions* [KM59] are:

- (1) *One-dimensional state space*: particles move on a linearly ordered set (such as \mathbb{R} or \mathbb{Z}), so a change in particle order requires a coincidence;
- (2) *Strong Markov property*: for any stopping time τ , the post- τ process is conditionally independent of the pre- τ process given the state at τ ;
- (3) *Meeting times are stopping times*: for particles $I < J$, the first meeting time $\tau_{I,J} = \inf\{t : X_t^I = X_t^J\}$ is a stopping time.

These hold for Brownian motion and other continuous-path diffusions, as well as for skip-free birth-death chains.

7.2. The continuous-time ghost formula.

Definition 7.1 (Admissible sets). An *admissible set* $A \subseteq \mathbb{R}^{\mathcal{R}}$ is a measurable set of final positions consistent with a fixed sign vector ε . The sign $\text{sgn}(A)$ and candidate set Π_A depend only on the final entities and ε , not on specific positions in A .

Theorem 7.2 (Continuous-time ghost formula). *Let the underlying process satisfy the Karlin–McGregor assumptions. For any admissible set A :*

$$\mathbb{P}_{\text{int}}(\text{final positions} \in A) = \text{sgn}(A) \sum_{\pi \in \Pi_A} \text{sgn}(\pi) \mathbb{P}(\mathbf{X}_T \in A_\pi),$$

where \mathbb{P}_{int} denotes the probability for the coalescing system, \mathbb{P} denotes the probability for non-interacting particles, and $A_\pi = \{(y_{\pi(1)}, \dots, y_{\pi(n)}) : (y_1, \dots, y_n) \in A\}$ is the set A with coordinates permuted by π .

The formula is an identity between measures; it makes no reference to densities or mass functions.

7.3. Proof. The proof parallels the discrete argument of Sections 4 to 6. Each step has a measure-theoretic analog: castings become elements of a product measure space, the sign-reversing involution becomes a measure-preserving map, and the cancellation of failed castings follows from exchangeability of post-meeting trajectories (via the strong Markov property).

Casting space.

Definition 7.3 (Casting space). For an admissible set A , the *casting space* is

$$\mathcal{C}_A = \{(\pi, \omega) \in \Pi_A \times \Omega : \mathbf{X}_T(\omega) \in A_\pi\}.$$

A *casting* $(\pi, \omega) \in \mathcal{C}_A$ pairs a candidate bijection with n trajectories $(P_I)_{I \in A}$; its *sign* is $\text{sgn}(\pi, \omega) = \text{sgn}(\pi)$. The casting space carries the product measure μ : counting measure on Π_A times the probability measure \mathbb{P} on Ω .

Partition of the casting space. The involution $\iota : \mathcal{C}_A \rightarrow \mathcal{C}_A$ acts by segment swap at the first spurious crossing. Partition the casting space according to which pair of actors has the first spurious crossing:

$$\mathcal{C}_A = \mathcal{C}_A^{\text{succ}} \sqcup \bigsqcup_{I < J} \mathcal{C}_A^{(I,J)},$$

where:

- $\mathcal{C}_A^{\text{succ}}$ consists of *successful* castings (no spurious crossing); the involution acts as the identity;
- $\mathcal{C}_A^{(I,J)}$ consists of castings whose first spurious crossing involves actors I and J ; the involution equals the local involution $\iota_{I,J}$ (segment swap for paths P_I, P_J).

Measure-preservation of local involutions. Each local involution $\iota_{I,J}$ is measure-preserving. At the meeting time $\tau_{I,J}$, particles I and J occupy the same position. By the strong Markov property, conditioned on the common state at $\tau_{I,J}$ and on the pre- $\tau_{I,J}$ trajectories, the post- $\tau_{I,J}$ trajectories of I and J are conditionally independent and identically distributed. In particular, the joint law of the pair $(P_I^{\text{post}}, P_J^{\text{post}})$ is exchangeable: swapping the two post-meeting segments produces a pair with the same distribution. Since $\iota_{I,J}$ acts by exchanging exactly these segments while leaving all other paths unchanged, it preserves the product measure μ .

Cancellation of failed castings. On the failed part $\mathcal{C}_A \setminus \mathcal{C}_A^{\text{succ}}$, the involution ι is sign-reversing: $\text{sgn}(\iota(\pi, \omega)) = -\text{sgn}(\pi)$. This holds because the segment swap exchanges the roles of actors I and J , so the new bijection $\pi' = (I \ J) \circ \pi$ differs from π by a transposition.

Since ι is also measure-preserving:

$$\int_{\mathcal{C}_A \setminus \mathcal{C}_A^{\text{succ}}} \text{sgn}(\pi) d\mu = \int_{\mathcal{C}_A \setminus \mathcal{C}_A^{\text{succ}}} \text{sgn}(\iota(\pi, \omega)) d\mu = - \int_{\mathcal{C}_A \setminus \mathcal{C}_A^{\text{succ}}} \text{sgn}(\pi) d\mu.$$

Therefore $\int_{\text{failed}} \text{sgn}(\pi) d\mu = 0$, and

$$\int_{\mathcal{C}_A} \text{sgn}(\pi) d\mu = \int_{\mathcal{C}_A^{\text{succ}}} \text{sgn}(\pi) d\mu.$$

Contribution from successful castings. For successful castings, the sign identity (Proposition 6.1) gives $\text{sgn}(\pi) = \text{sgn}(A)$. Therefore

$$\int_{\mathcal{C}_A^{\text{succ}}} \text{sgn}(\pi) d\mu = \text{sgn}(A) \cdot \mu(\mathcal{C}_A^{\text{succ}}) = \text{sgn}(A) \cdot \mathbb{P}_{\text{int}}(\text{final positions} \in A),$$

where the last equality uses the bijection between successful castings and performances (Proposition 5.11): for each outcome $\omega \in \Omega$ with final positions in A , there is exactly one $\pi \in \Pi_A$ such that (π, ω) is a successful casting.

Conclusion. The integral over the casting space equals

$$\int_{\mathcal{C}_A} \text{sgn}(\pi) d\mu = \sum_{\pi \in \Pi_A} \text{sgn}(\pi) \mathbb{P}(\mathbf{X}_T \in A_\pi).$$

Combining with the cancellation and sign identity results:

$$\text{sgn}(A) \cdot \mathbb{P}_{\text{int}}(\text{final positions} \in A) = \sum_{\pi \in \Pi_A} \text{sgn}(\pi) \mathbb{P}(\mathbf{X}_T \in A_\pi).$$

Multiplying both sides by $\text{sgn}(A)$ yields Theorem 7.2. \square

8. INTEGRATING OUT THE GHOSTS

The coalescence formula (Theorem 3.2) tracks ghost positions via formal variables. For applications, one often wants the probability of heir positions alone. This section marginalizes over ghost positions to obtain a ghost-free formula that, like Theorem 7.2, is an identity between measures—valid for both discrete and continuous state spaces.

8.1. Transition kernels. Fix a time horizon $T > 0$. Let P_x denote the transition kernel: the distribution of a single particle starting at x after time T . For a measurable set B , write $P_x(B) = \mathbb{P}_x(X_T \in B)$. Define the cumulative distribution

$$F_x(y) = P_x((-\infty, y]) = \mathbb{P}_x(X_T \leq y).$$

8.2. The coalescence matrix. Fix a coalescence pattern: n particles coalesce into k heirs with ghost set \mathcal{G} . For each ghost g , recall that $\text{heir}(g)$ denotes the heir containing junction g (Definition 2.7), and $\text{rank}(g)$ is the ghost's numerical label (Definition 2.9).

Definition 8.1 (Coalescence matrix). The $n \times n$ coalescence matrix \tilde{M} has entries:

- **Heir columns:** For heir H ,

$$\tilde{M}_{i,H}(y_H) = p_{x_i}(y_H),$$

the transition density (continuous) or probability (discrete).

- **Ghost columns:** For ghost g attached to heir H , with $r = \text{rank}(g)$:

$$\tilde{M}_{i,g}(y_H) = \begin{cases} F_{x_i}(y_H) & \text{if } i \geq r, \\ F_{x_i}(y_H) - 1 & \text{if } i < r. \end{cases}$$

The “staircase” structure in ghost columns (see Figure 2) arises from summing over ghost signs: rows $i \geq \text{rank}(g)$ contribute when the ghost is left of its heir (F_{x_i}), while rows $i < \text{rank}(g)$ contribute when the ghost is right of its heir ($F_{x_i} - 1$).

8.3. The ghost-free formula.

Theorem 8.2 (Ghost-free coalescence formula). *Let S denote the state space (\mathbb{R} or \mathbb{Z}), and let $A \subseteq S^k$ be a measurable set of heir positions $(y_{H_1}, \dots, y_{H_k})$. Let ν denote the reference measure (Lebesgue measure on \mathbb{R} , counting measure on \mathbb{Z}). Then:*

$$\mathbb{P}_{\text{int}}(\text{heir positions} \in A) = \int_A \det(\tilde{M}(y_{H_1}, \dots, y_{H_k})) d\nu.$$

The formula is an identity between measures: $\det(\tilde{M})$ is the Radon–Nikodym derivative of the heir-position distribution with respect to the reference measure ν . For continuous state spaces, $\det(\tilde{M})$ is a probability density; for discrete state spaces, it is a probability mass function.

Proof. Start from Theorem 3.2: the generating function for a fixed sign vector ε is $Z_\varepsilon = [\prod_g t_g^{\varepsilon(g)}] \det(M)$. To marginalize over ghost positions, integrate each ghost position y_g over the state space S and sum over all sign vectors $\varepsilon \in \{+1, -1\}^{\mathcal{G}}$.

Using multilinearity of the determinant in columns, the summation and integration act column by column. Heir columns contain $W(x_i \rightarrow y_H)$ with no formal variables, so they pass through unchanged; under continuous state spaces, $W(x_i \rightarrow y_H)$ becomes the transition density $p_{x_i}(y_H)$.

For a ghost column g with heir $H = \text{heir}(g)$ and rank $r = \text{rank}(g)$, the matrix entry is $W(x_i \rightarrow y_g) \cdot t_g^+$ when $i \geq r$ and $-W(x_i \rightarrow y_g) \cdot t_g^-$ when $i < r$. Coefficient extraction $[t_g^{\varepsilon(g)}]$ selects one term per row: the coefficient of the matching formal variable (and 0 when the variable is absent). Summing over both signs $\varepsilon(g) \in \{+1, -1\}$ and integrating over y_g , the ghost column entry in row i becomes:

- If $i \geq r$: the entry $W(x_i \rightarrow y_g) \cdot t_g^+$ contributes when $\varepsilon(g) = +1$ (ghost left of heir, $y_g \leq y_H$). Integrating: $\int_{y_g \leq y_H} p_{x_i}(y_g) d\nu(y_g) = F_{x_i}(y_H)$.
- If $i < r$: the entry $-W(x_i \rightarrow y_g) \cdot t_g^-$ contributes when $\varepsilon(g) = -1$ (ghost right of heir, $y_g > y_H$). The coefficient of t_g^- is $-W(x_i \rightarrow y_g)$. Integrating: $-\int_{y_g > y_H} p_{x_i}(y_g) d\nu(y_g) = -(1 - F_{x_i}(y_H)) = F_{x_i}(y_H) - 1$.

This is precisely the staircase pattern in Definition 8.1. \square

8.4. Example.

Example 8.3 (Three particles, first two coalesce). Continuing Section 1.3.2: particles 1 and 2 coalesce (heir at y_1) while particle 3 survives (heir at y_2). The ghost has rank = 2. The coalescence matrix is:

$$\tilde{M} = \begin{pmatrix} p_{x_1}(y_1) & F_{x_1}(y_1) - 1 & p_{x_1}(y_2) \\ p_{x_2}(y_1) & F_{x_2}(y_1) & p_{x_2}(y_2) \\ p_{x_3}(y_1) & F_{x_3}(y_1) & p_{x_3}(y_2) \end{pmatrix}.$$

Row 1 has index $< 2 = \text{rank}$, so its ghost entry is $F - 1$. Rows 2 and 3 have index ≥ 2 , so their ghost entries are F .

For any measurable set $A \subseteq S^2$ of heir positions:

$$\mathbb{P}_{\text{int}}((y_1, y_2) \in A) = \int_A \det(\tilde{M}) d\nu.$$

For Brownian motion ($S = \mathbb{R}$), $d\nu = dy_1 dy_2$ and $\det(\tilde{M})$ is a joint density. For simple random walk ($S = \mathbb{Z}$), ν is counting measure and $\det(\tilde{M})$ is the probability mass at (y_1, y_2) .

ACKNOWLEDGMENTS

We thank Maciej Dołęga, Sho Matsumoto, and Karol Życzkowski for stimulating discussions.

Claude Code (Anthropic) was used as an assistant during formula discovery and manuscript preparation.

REFERENCES

- [Arr79] Richard Arratia. “Coalescing Brownian motions on the line”. PhD thesis. University of Wisconsin–Madison, 1979.
- [Cox89] J. Theodore Cox. “Coalescing random walks and voter model consensus times on the torus in \mathbb{Z}^d ”. In: *Ann. Probab.* 17.4 (1989), pp. 1333–1366. DOI: [10.1214/aop/1176991158](https://doi.org/10.1214/aop/1176991158).
- [Fis84] Michael E. Fisher. “Walks, walls, wetting, and melting”. In: *J. Stat. Phys.* 34 (1984), pp. 667–729. DOI: [10.1007/BF01009436](https://doi.org/10.1007/BF01009436).
- [GPTZ18] Barnaby Garrod, Mihail Poplavskiy, Roger Tribe, and Oleg Zaboronski. “Examples of interacting particle systems on \mathbb{Z} as Pfaffian point processes: annihilating and coalescing random walks”. In: *Ann. Henri Poincaré* 19 (2018), pp. 3635–3662. DOI: [10.1007/s00023-018-0719-x](https://doi.org/10.1007/s00023-018-0719-x).
- [GV85] Ira Gessel and Gérard Viennot. “Binomial determinants, paths, and hook length formulae”. In: *Adv. Math.* 58 (1985), pp. 300–321. DOI: [10.1016/0001-8708\(85\)90121-5](https://doi.org/10.1016/0001-8708(85)90121-5).
- [HL75] Richard A. Holley and Thomas M. Liggett. “Ergodic theorems for weakly interacting infinite systems and the voter model”. In: *Ann. Probab.* 3.4 (1975), pp. 643–663. DOI: [10.1214/aop/1176996306](https://doi.org/10.1214/aop/1176996306).
- [Kin82] J. F. C. Kingman. “On the genealogy of large populations”. In: *J. Appl. Probab.* 19A (1982), pp. 27–43. DOI: [10.2307/3213548](https://doi.org/10.2307/3213548).
- [KM59] Samuel Karlin and James McGregor. “Coincidence probabilities”. In: *Pacific J. Math.* 9.4 (1959), pp. 1141–1164. DOI: [10.2140/pjm.1959.9.1141](https://doi.org/10.2140/pjm.1959.9.1141).
- [Kra15] Christian Krattenthaler. “Lattice path enumeration”. In: *Handbook of Enumerative Combinatorics* (2015). arXiv:1503.05930, pp. 589–678. DOI: [10.1201/b18255-13](https://doi.org/10.1201/b18255-13).
- [Lin73] Bernt Lindström. “On the vector representations of induced matroids”. In: *Bull. London Math. Soc.* 5 (1973), pp. 85–90. DOI: [10.1112/blms/5.1.85](https://doi.org/10.1112/blms/5.1.85).
- [Śni26a] Piotr Śniady. “Basin boundaries and particle positions for coalescing random walks”. In preparation. 2026.
- [Śni26b] Piotr Śniady. “Determinant and Pfaffian formulas for particle annihilation”. In preparation. 2026.
- [Ste90] John R. Stembridge. “Nonintersecting paths, Pfaffians, and plane partitions”. In: *Adv. Math.* 83 (1990), pp. 96–131. DOI: [10.1016/0001-8708\(90\)90070-4](https://doi.org/10.1016/0001-8708(90)90070-4).
- [Tav84] Simon Tavaré. “Line-of-descent and genealogical processes, and their applications in population genetics models”. In: *Theoret. Population Biol.* 26.2 (1984), pp. 119–164. DOI: [10.1016/0040-5809\(84\)90027-3](https://doi.org/10.1016/0040-5809(84)90027-3).
- [TZ11] Roger Tribe and Oleg Zaboronski. “Pfaffian formulae for one-dimensional coalescing and annihilating systems”. In: *Electron. J. Probab.* 16 (2011), pp. 2133–2165. DOI: [10.1214/EJP.v16-942](https://doi.org/10.1214/EJP.v16-942).
- [War07] Jon Warren. “Dyson’s Brownian motions, intertwining and interlacing”. In: *Electron. J. Probab.* 12 (2007), pp. 573–590. DOI: [10.1214/EJP.v12-406](https://doi.org/10.1214/EJP.v12-406).