

Equity by Design: Fairness-Driven Recommendation in Heterogeneous Two-Sided Markets

Dominykas Seputis
d.seputis@uva.nl
University of Amsterdam
Amsterdam, Netherlands

Alexander Timans
a.r.timans@uva.nl
University of Amsterdam
Amsterdam, Netherlands

Rajeev Verma
r.verma@uva.nl
University of Amsterdam
Amsterdam, Netherlands

Abstract

Two-sided marketplaces embody heterogeneity in incentives: producers seek exposure while consumers seek relevance, and balancing these competing objectives through constrained optimization is now a standard practice. Yet real platforms face finer-grained complexity: consumers differ in preferences and engagement patterns, producers vary in catalog value and capacity, and business objectives impose additional constraints beyond raw relevance. We formalize two-sided fairness under these realistic conditions, extending prior work from soft single-item allocations to discrete multi-item recommendations. We introduce Conditional Value-at-Risk (CVaR) as a consumer-side objective that compresses group-level utility disparities, and integrate business constraints directly into the optimization. Our experiments reveal that the “free fairness” regime, where producer constraints impose no consumer cost, disappears in multi-item settings. Strikingly, moderate fairness constraints can improve business metrics by diversifying exposure away from saturated producers. Scalable solvers match exact solutions at a fraction of the runtime, making fairness-aware allocation practical at scale. These findings reframe fairness not as a tax on platform efficiency but as a lever for sustainable marketplace health.

1 Introduction

Two-sided marketplaces mediate interactions between producers who supply items and consumers who engage with them. Recommendation systems sit at the center of this exchange, determining which producers gain visibility and which consumers receive relevant content. Consider a music streaming platform: artists (producers) want their tracks played, listeners (consumers) want songs they enjoy, and the platform profits when both sides are satisfied. Traditional recommender design optimizes for consumer utility, surfacing the most relevant content under the assumption that satisfied consumers drive engagement [6, 19]. This framing works for single-sided platforms, but in two-sided markets it creates a fundamental tension: producers compete for finite consumer attention, and a system tuned purely for relevance concentrates exposure among a small set of items, marginalizing the rest [3, 25, 29].

Recent work has recognized this tension and proposed fairness constraints that guarantee minimum exposure to producers [5, 8, 12]. A striking finding emerged: under certain conditions, producer fairness comes at no cost to consumer utility. This “free fairness” result is intuitive in narrow settings. Imagine a platform with 1,000 listeners and only 10 artists, where each listener receives a single song recommendation. Every listener can get their top choice while still ensuring each artist reaches at least 100 listeners, simply because there are far more recommendation slots than artists. However, this favorable regime depends on two assumptions:

single-item recommendations ($k = 1$) and extreme consumer-to-producer imbalance ($m \gg n$). Real platforms violate both.

The defining characteristic of practical two-sided markets is *heterogeneity* which manifests itself at many levels. There is heterogeneity in incentives: producers want exposure, consumers want relevance. Moreover, real platforms recommend multiple items per consumer: Netflix shows rows of titles, Amazon displays product grids, Spotify generates playlists. This multi-item setting ($k > 1$) creates heterogeneity in allocation complexity. Consumer populations are heterogeneous: users cluster by behavior, demographics, or preference structure, and certain groups may be systematically harder to serve. Producer populations are heterogeneous: items vary in quality, price, and strategic importance to the platform. Business objectives introduce heterogeneity in constraints: platforms must balance consumer satisfaction, producer fairness, and commercial viability simultaneously.

Prior work has addressed these dimensions in isolation. Fair allocation in two-sided markets [5, 8] provides theoretical guarantees but assumes soft allocations or stylized settings. Subgroup fairness formulations [32] target continuous allocation problems like ride-hailing, where a driver can be fractionally assigned across riders. Intersectional fairness approaches [27] reveal that aggregate two-sided fairness can mask disparities at attribute intersections, yet do not provide tractable optimization for discrete allocations. Visibility constraints in assortment optimization [3] address producer-side concerns but in product-selection contexts, not personalized recommendations. The gap between theoretical fairness guarantees and practical deployment remains wide.

A deeper limitation cuts across all prior work: consumer objectives are defined at the individual level. Whether optimizing mean utility or worst-case individual utility, these formulations treat consumers as interchangeable. However, a system that achieves high average utility while consistently under-serving users with niche interests is unfair in a way that individual-level objectives cannot detect. Arguably, there is a need for a faithful formulation of two-sided markets under these many facets of heterogeneity.

Contributions. We formalize, analyze, and empirically validate two-sided fairness across multiple facets of heterogeneity. On the **formalization** side, we model discrete multi-item allocations ($w_{ij} \in \{0, 1\}$, $k > 1$), consumer group fairness via Conditional Value at Risk (CVaR), and business constraints (GMV thresholds), capturing the heterogeneity that practical platforms face. On the **methodological** side, we develop tractable relaxations and scalable solvers (Linear programming (LP) with rounding, Augmented Lagrangian, gradient-based methods) that enable fairness-aware re-ranking at production scale. Our optimization framework can be understood as a fairness-aware *re-ranking* layer: given relevance scores from

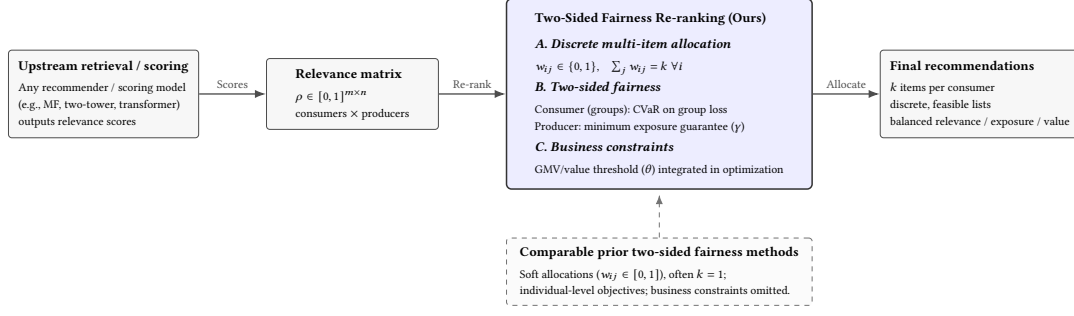


Figure 1: Fairness-aware re-ranking for heterogeneous two-sided markets. An upstream model produces consumer–producer relevance scores ρ . Our method computes discrete multi-item allocations that jointly optimize consumer group fairness (CVaR), producer exposure guarantees, and business constraints.

an upstream retrieval model, we re-allocate items to consumers subject to fairness and business constraints.

Empirically, across three datasets, we quantify the cost of producer fairness in multi-item settings (15–25% utility drop at $k = 10$) and show that CVaR compresses group-level disparities. Critically, we demonstrate that the “free fairness” result does not generalize beyond single-item, imbalanced settings, and that moderate fairness constraints can *improve* business metrics by diversifying exposure away from saturated producers.

The remainder of the paper is organized as follows. Section 2 reviews related work. Section 3 formalizes the problem, identifying where prior formulations fall short and introducing our heterogeneity-aware extensions. Section 4 develops scalable optimization methods. Section 5 presents experiments, and Section 6 concludes.

2 Related Work

As recommendation systems increasingly mediate access to opportunities and resources, ensuring their fairness has become a critical research area [11, 18, 26]. In two-sided marketplaces, balancing the conflicting objectives of consumers and producers is central, often framed as a trade-off between competing utilities [12, 31].

In practice, fairness objectives are often incorporated into optimization pipelines as explicit constraints or regularization terms. This enables the system to balance platform utility with equitable allocation in a principled and controlled manner. By formalizing fairness on the consumer and producer sides, recommendation systems can be designed not only to optimize short-term performance but also to support long-term goals such as inclusivity, diversity, and ecosystem health [1].

To address the multiple, often conflicting, objectives in marketplaces, a range of solutions have been developed. Early approaches introduced foundational concepts like Pareto efficiency to manage trade-offs [23]. Subsequent studies developed more specialized techniques, such as re-ranking items to balance consumer utility with business goals [21], and later proposed flexible, large-scale frameworks to handle diverse fairness definitions [4].

Despite these advances, a significant gap persists. The literature has largely focused on individual fairness dimensions, with limited work on how to integrate them into a single, unified optimization framework where the trade-offs can be explicitly evaluated. Furthermore, existing selection methods either rely on sequential iteration

through the consumer-producer space or require specialized solvers to operate efficiently [9, 12, 20, 30].

3 Problem Formulation

This section formalizes the two-sided recommendation problem. We begin with notation and the standard formulation inherited from prior work, then identify where this formulation falls short in capturing the heterogeneity of practical platforms. Finally, we formalize our proposal for a unified treatment of the different facets of heterogeneity in two-sided markets: discrete multi-item allocations, group-level consumer fairness, and business constraints.

3.1 Standard Two-Sided Formulation

We consider the final allocation stage of a recommendation pipeline, operating as a fairness-aware *re-ranking* layer. An upstream retrieval model has produced a relevance score matrix $\rho = (\rho_{ij}) \in [0, 1]^{m \times n}$ between m consumers and n producers [16, 22]. The task is to construct an allocation matrix $\mathbf{w} = (w_{ij})$ that assigns producers to consumers while balancing competing objectives.

Following prior work on two-sided fairness [5, 12], we adopt simplifying assumptions that isolate the allocation problem from confounding factors:

(A1) No positional bias. All slots in a recommendation list receive equal attention. This assumption isolates the allocation decision from presentation effects, allowing us to study fairness in item selection without conflating it with ranking optimization. While real systems exhibit position bias, addressing it requires jointly modeling attention and allocation, which we leave to future work.

(A2) Relevance determines transactions. The probability that consumer i engages with producer j is proportional to their relevance score ρ_{ij} . This connects the allocation problem to downstream outcomes: maximizing relevance correlates with maximizing engagement and transactions.

(A3) One item per producer. Each producer offers a single item. This avoids intra-producer competition and simplifies the fairness constraint to producer-level exposure rather than item-level exposure.

(A4) Unit supply. Each item can be recommended to multiple consumers without depletion during the allocation phase. This is appropriate for digital goods (movies, songs, articles) and for

physical goods where inventory constraints are handled separately from recommendation.

These assumptions are standard in the literature and allow us to focus on the core tension between consumer and producer objectives. Two-sided markets have two primary stakeholders with conflicting incentives, and we define a utility function for each.

Consumer Utility. A consumer’s utility is the relevance captured by their recommended set, normalized by the best achievable relevance. For consumer i receiving allocation \mathbf{w} :

$$U_i^C(\rho, \mathbf{w}) = \frac{\sum_j w_{ij} \rho_{ij}}{\sum_{j \in P_i^*} \rho_{ij}}, \quad (1)$$

where P_i^* denotes the ideal set for consumer i . In single-item settings ($k = 1$), the denominator reduces to $\max_j \rho_{ij}$ [12]. For multi-item allocations, we normalize against the top- k achievable relevance: $\sum_{j \in \text{Top}_k(i)} \rho_{ij}$.

Producer Utility. A producer’s utility is total exposure across consumers:

$$U_j^P(\mathbf{w}) = \sum_i w_{ij}. \quad (2)$$

This captures the producer’s incentive for visibility but may conflict with consumer relevance.

Balancing Competing Objectives. Since consumer and producer utilities are inherently in tension, we need a mechanism to balance them. A standard approach is constrained optimization with minimum exposure guarantees. The two-sided fairness framework of [12] maximizes minimum consumer utility subject to a producer exposure constraint:

$$\begin{aligned} \max_{\mathbf{w} \in [0,1]^{m \times n}} \quad & \min_i \sum_j \frac{w_{ij} \rho_{ij}}{\max_j \rho_{ij}} \\ \text{s.t.} \quad & \min_j \sum_i w_{ij} \geq \gamma \cdot U_{\min}^{*P}, \quad \sum_j w_{ij} \leq 1, \end{aligned} \quad (3)$$

where $\gamma \in [0, 1]$ modulates producer fairness and U_{\min}^{*P} is the maximum achievable minimum exposure. This formulation is representative of a general class of methods that use worst-case or minimum-exposure constraints to guarantee producer fairness.

3.2 Where the Standard Formulation Falls Short

The formulation in Eq. equation 3 captures the essential consumer-producer tension but makes assumptions that do not hold in practical recommendation systems. We identify three dimensions of heterogeneity that it ignores.

Heterogeneity in Allocation Structure. Real platforms recommend *multiple* items per consumer ($k > 1$): Netflix shows rows of titles, Amazon displays product grids, Spotify generates playlists. The standard formulation uses soft allocations ($w_{ij} \in [0, 1]$) with at most one item per consumer ($\sum_j w_{ij} \leq 1$). Soft allocations are natural in domains like ride-hailing, where a driver can be fractionally assigned across riders (e.g., 40% probability of serving rider A, 60% for rider B). In contrast, recommendation is inherently discrete: a movie either appears in a user’s top-10 list or it does not. Furthermore, when $k > 1$, each consumer’s recommendation list

must include items beyond the single best match, creating coupling across consumer choices that does not exist at $k = 1$.

Heterogeneity in Consumer Populations. Standard objectives (mean utility, max-min individual utility) treat consumers as interchangeable. In practice, consumer populations are heterogeneous: users cluster by behavior, demographics, or preference structure. A system that achieves high average utility while consistently underserving users with niche interests or sparse interaction histories is unfair in a way that individual-level objectives cannot detect. Certain consumer *groups* may be systematically harder to serve, and protecting them requires group-level objectives.

Heterogeneity in Platform Objectives. From a platform’s perspective, fairness is not an end in itself but must coexist with commercial viability. Business objectives such as revenue, transaction value, or sell-through rate introduce additional constraints that the standard formulation ignores. Any fairness intervention that does not account for business incentives is unlikely to be adopted in practice.

3.3 Heterogeneity-Aware Two Sided Markets

We now present our formalization of two-sided markets that remain faithful to the multiple facets of heterogeneity we argued in the previous section. Together, they define a more realistic problem setting for two-sided fairness.

Soft Allocations to Discrete Multi-Item Allocations. We replace soft allocations with binary decisions $w_{ij} \in \{0, 1\}$ and generalize from single-item to multi-item recommendations:

$$\sum_j w_{ij} = k, \quad \forall i \in [m]. \quad (4)$$

We redefine the producer fairness baseline U_{\min}^{*P} is accordingly:

$$U_{\min}^{*P} = \max_{\mathbf{w} \in \{0,1\}^{m \times n}} \min_j \sum_i w_{ij} \quad \text{s.t.} \quad \sum_j w_{ij} = k \quad \forall i. \quad (5)$$

This formulation is a mixed-integer program (MIP), which is NP-hard [17]. The computational difficulty reflects genuine problem structure: at $k > 1$, giving producer j to consumer i_1 may preclude giving it to consumer i_2 if fairness constraints bind, creating complex dependencies that simple heuristics cannot resolve optimally.

Aggregate Performance to Group-Level Consumer Fairness via CVaR. To protect systematically disadvantaged consumer groups, we target the tail of the group utility distribution using Conditional Value at Risk (CVaR) [2, 24]. CVaR has been proposed as a fairness measure in classification [28] but has not been applied to two-sided recommendation allocation.

Suppose consumers are partitioned into groups g_1, \dots, g_G (e.g., by behavioral clustering or demographic attributes). We define the relevance loss for group g as:

$$\mathcal{L}_g^{\text{Rel}}(\rho, \mathbf{w}) = \frac{1}{|g|} \sum_{i \in g} \left(1 - \frac{\sum_j w_{ij} \rho_{ij}}{\sum_{j \in \text{Top}_k(i)} \rho_{ij}} \right). \quad (6)$$

The CVaR objective minimizes expected loss in the worst- α fraction of groups:

$$\min_{\mathbf{w}, \tau \geq 0} \quad \tau + \frac{1}{(1 - \alpha)G} \sum_{g=1}^G \max\{\mathcal{L}_g^{\text{Rel}} - \tau, 0\}, \quad (7)$$

subject to allocation and producer fairness constraints. The parameter α controls risk aversion: $\alpha = 0$ recovers mean optimization, while $\alpha \rightarrow 1$ approaches max-min over groups.

Normative Requirements to Business Constraints. We incorporate business objectives directly into the optimization. Let v_j denote the value of producer j (e.g., price, margin, or strategic importance). We impose a minimum Gross Merchandise Value (GMV) constraint:

$$\sum_j v_j \sum_i \rho_{ij} \geq \theta \cdot V_{\max}^{\text{GMV}}, \quad (8)$$

where $\theta \in [0, 1]$ is a threshold and V_{\max}^{GMV} is the maximum achievable GMV. This constraint aligns fairness interventions with platform incentives, allowing navigation of a three-way trade-off between consumer utility, producer fairness, and revenue.

3.4 Why This Matters: Free Fairness Revisited

Having established our heterogeneity-aware formulation, we revisit the “free fairness” result. Prior work [12] showed that under their formulation, enforcing producer fairness imposes no cost on consumer utility when $m \gg n$ and $k = 1$. The intuition is simple: when each consumer needs only one item and there are far more consumers than producers, there is enough “slack” to distribute exposure evenly without sacrificing relevance.

Our formulation allows us to test whether this result generalizes. As we demonstrate empirically in Section 5 (Figure 3), free fairness *does not hold* in realistic multi-item settings. At $k = 1$, fairness is indeed nearly free. At $k = 5$ or $k = 10$, enforcing producer exposure guarantees reduces mean consumer utility by 10–30% depending on the dataset. The favorable regime that prior work identified is a special case, not the norm.

Furthermore, Figure 4 shows that individual-level objectives leave substantial variance across consumer groups. Optimizing for mean or max-min individual utility does not protect systematically disadvantaged groups; CVaR optimization is necessary to compress group-level disparities. These findings underscore the formalization and the study of two-sided under realistic heterogeneity aspects is crucial.

4 Methods

In the last section, we formalize two-sided fairness under the realistic facets of heterogeneity: discrete multi-item allocations, group-level consumer fairness via CVaR, and business constraints. While our findings reveal the utility of studying two-sided markets under this setting, binary allocations turn fairness-aware recommendation into a mixed-integer program, which is NP-hard. At production scale, exact solvers become impractical, and we need tractable alternatives.

In this section, we develop practical optimization methods for heterogeneity-aware re-ranking. We first present exact formulations that serve as baselines, then introduce scalable approximations: LP relaxation with rounding, and differentiable gradient-based optimization. These methods enable deployment at scale while preserving the essential fairness guarantees established in our formulation.

4.1 Exact Formulations

We present two complementary objectives for the discrete multi-item allocation problem. Both extend prior work to the binary setting with k recommendations per consumer.

Max-Min Consumer Utility. The first formulation directly generalizes the max-min objective to discrete multi-item allocations:

$$\begin{aligned} \max_{\mathbf{w} \in \{0,1\}^{m \times n}} \quad & \min_i \sum_{j=1}^n \frac{w_{ij} \rho_{ij}}{\max_j \rho_{ij}} \\ \text{s.t.} \quad & \sum_{j=1}^n w_{ij} = k, \quad \forall i \in [m], \\ & \min_j \sum_{i=1}^m w_{ij} \geq \gamma \cdot U_{\min}^{*\mathcal{P}}. \end{aligned} \quad (9)$$

This guarantees a minimum relevance level for all consumers but is sensitive to outliers and computationally demanding.

Mean Consumer Utility. An alternative maximizes mean utility while enforcing the same producer fairness constraint:

$$\begin{aligned} \max_{\mathbf{w} \in \{0,1\}^{m \times n}} \quad & \frac{1}{m} \sum_{i=1}^m \sum_{j=1}^n \frac{w_{ij} \rho_{ij}}{\max_j \rho_{ij}} \\ \text{s.t.} \quad & \sum_{j=1}^n w_{ij} = k, \quad \forall i \in [m], \\ & \min_j \sum_{i=1}^m w_{ij} \geq \gamma \cdot U_{\min}^{*\mathcal{P}}. \end{aligned} \quad (10)$$

Together, Eqs. equation 9 and equation 10 provide two ends of a spectrum: the former emphasizes worst-case guarantees, while the latter optimizes aggregate satisfaction.

4.2 Group Fairness via CVaR

Individual-level objectives cannot detect systematic disparities across consumer groups. To capture heterogeneity in consumer populations, we extend the framework to group-level fairness.

Suppose consumers are partitioned into groups g_1, \dots, g_G . For each group g , the relevance loss is:

$$\mathcal{L}_g^{\text{Rel}}(\boldsymbol{\rho}, \mathbf{w}) = \frac{1}{N_g} \sum_{i \in g} \left(1 - \frac{\sum_j w_{ij} \rho_{ij}}{\sum_{j \in \text{Top}_k(i)} \rho_{ij}} \right), \quad (11)$$

where N_g is the group size and $\text{Top}_k(i)$ denotes the k most relevant items for consumer i .

We optimize a CVaR objective over groups:

$$\min_{\mathbf{w}, \tau \geq 0} \quad \tau + \frac{1}{(1-\alpha)G} \sum_{g=1}^G \max\{\mathcal{L}_g^{\text{Rel}}(\boldsymbol{\rho}, \mathbf{w}) - \tau, 0\}, \quad (12)$$

subject to $\sum_j w_{ij} = k$ for all i and producer fairness constraints. The parameter α controls risk aversion, with higher values focusing optimization on the worst-off groups. This shifts the focus from protecting only individual users to ensuring equitable treatment of consumer subgroups, a crucial property when serving heterogeneous populations.

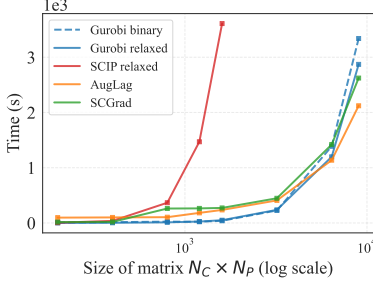


Figure 2: Runtime comparison of various optimization methods on the Amazon Reviews dataset under $\gamma = 0.5$, $\alpha = 0.95$, and $k = 10$ as a function of increasing relevance matrix size.

4.3 Business Constraints: GMV Integration

Heterogeneity in platform objectives means fairness must coexist with commercial viability. We integrate Gross Merchandise Value (GMV) as a constraint, inspired by multi-objective re-ranking methods [21]. Each producer j has value v_j (e.g., price or margin). The maximum achievable GMV is:

$$V_{\max}^{\text{GMV}} = \sum_{j \in \text{Top}_{k,n}} v_j, \quad (13)$$

where $\text{Top}_{k,n}$ selects the producers with the highest values.

We require that the allocation achieves at least a fraction $\theta \in [0, 1]$ of this maximum:

$$\sum_{j=1}^n v_j \cdot \left(\sum_{i=1}^m \rho_{ij} \right) \geq \theta \cdot V_{\max}^{\text{GMV}}, \quad (14)$$

while maintaining the k -allocation constraint. The GMV constraint can be combined with any fairness objective (max-min, mean, or CVaR), allowing platforms to navigate the three-way trade-off between consumer utility, producer fairness, and revenue.

4.4 Scalable Optimization Methods

Binary allocations make fairness-aware recommendation NP-hard. While solvers like Gurobi [13] can handle moderate problem sizes, large-scale re-ranking requires approximate methods. To this end, we investigate two strategies.

LP Relaxation with Rounding. We relax binary decisions $w_{ij} \in \{0, 1\}$ to $w_{ij} \in [0, 1]$, yielding a linear program. After solving, we recover binary allocations $\hat{\mathbf{w}}$ through rounding. We evaluate three schemes:

- (1) **Hard thresholding:** $\hat{w}_{ij} = 1$ if $w_{ij} \geq 0.5$, else 0.
- (2) **Probabilistic rounding:** $\hat{w}_{ij} \sim \text{Bernoulli}(w_{ij})$, averaged over samples.
- (3) **Top- k selection:** Assign the k largest weights per consumer. LP relaxation provides fast approximations, but rounding may degrade fairness guarantees.

Gradient-Based Optimization. To exploit GPU acceleration, we directly optimize continuous allocations parameterized as $w_{ij} =$

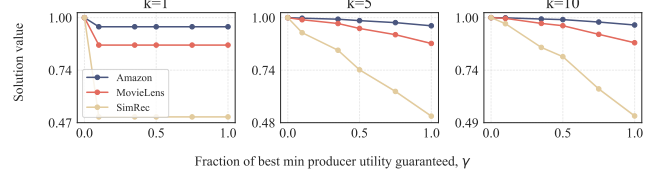


Figure 3: Mean consumer utility versus producer fairness (γ) for $k \in \{1, 5, 10\}$ across Amazon Reviews, MovieLens, and SimRec. At $k = 1$, utility remains nearly flat as γ increases (free fairness). At $k > 1$, utility declines with stricter fairness, and the slope steepens with larger k .

$\sigma(z_{ij}/\eta^{(t)})$, with temperature $\eta^{(t)}$ annealed to encourage near-binary outputs. The main objective is the CVaR loss:

$$\mathcal{L}_{\text{util}}(\boldsymbol{\rho}, \mathbf{w}, \tau) = \tau + \frac{1}{(1-\alpha)G} \sum_{g=1}^G \max\{\mathcal{L}_g^{\text{Rel}}(\boldsymbol{\rho}, \mathbf{w}) - \tau, 0\}. \quad (15)$$

We explore two strategies:

- **Augmented Lagrangian (AugLag):** Adds quadratic penalties and dual variables to enforce constraints. Provides stricter feasibility but requires careful tuning.
- **Soft-Constrained Gradient (SCGrad):** Treats constraints as soft penalties without dual variables. Lighter-weight and converges smoothly, offering a practical trade-off between guarantees and scalability.

We provide detail formulations in the Appendix B. Together, these methods enable heterogeneity-aware re-ranking at production scale while preserving the core fairness properties established in our formulation.

5 Experiments and Results

We now empirically validate our heterogeneity-aware formulation across three datasets. Our experiments address four questions: (1) Does free fairness hold in multi-item settings? (2) Does CVaR reduce group-level disparities? (3) Can fairness improve business metrics? (4) Do scalable methods match exact solvers? The answers reveal that heterogeneity fundamentally changes the fairness-utility landscape and that our formulation captures trade-offs that prior work missed.

Experimental Design. We evaluate on two real-world benchmarks, MovieLens-100k [14] and Amazon Reviews [15], and a synthetic dataset SimRec designed to probe fairness under controlled disparities. For the real datasets, we train a two-tower recommender [10] on user-item interactions and compute full consumer-producer relevance matrices $\boldsymbol{\rho}$. This yields $\boldsymbol{\rho} \in [0, 1]^{943 \times 1680}$ for MovieLens and $\boldsymbol{\rho} \in [0, 1]^{10000 \times 10000}$ for Amazon Reviews. The recommender achieves high top- k quality (see Table 3), ensuring downstream allocation experiments operate on meaningful relevance scores.

SimRec simulates 1000 consumers and 1000 producers with group heterogeneity. Consumers are partitioned into $G = 10$ groups drawn from a Zipf distribution, mimicking imbalanced populations. Each consumer’s relevance curve follows a smoothed log-decay with additive Gaussian noise, producing a structured $\boldsymbol{\rho} \in$

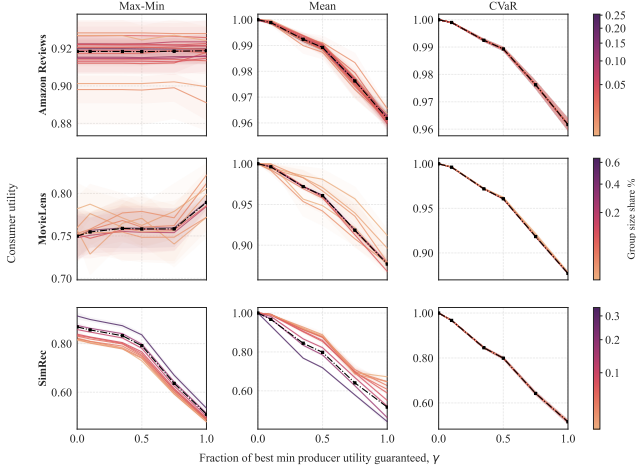


Figure 4: Group-level consumer utilities under max-min, mean, and CVaR optimization across γ . Lines represent consumer groups, colored by share of total sample (darker = larger).

$[0, 1]^{1000 \times 1000}$ with ground-truth group structure. Users are clustered into groups reflecting heterogeneity: genre-based clusters for MovieLens (9 groups), category-based clusters for Amazon (18 groups), and predefined groups in SimRec. We solve discrete allocation problems with SCIP [7] and Gurobi [13], and run relaxed and gradient-based methods on CPUs and GPUs. Experiments are parallelized over up to 128 cores and A100 GPUs to ensure comparability.

All code, datasets, and experimental configurations are available at <https://github.com/dqmis/equity-by-design>. The repository includes implementations of all optimization methods, data preprocessing pipelines, and scripts to reproduce all figures and tables in this paper.

5.1 Results

Fairness-Utility Trade-offs. A central question in two-sided fairness is whether producer exposure guarantees must come at the expense of consumer utility. Prior work [12] established a surprising “free fairness” result: in single-item settings ($k = 1$) with imbalanced consumer-producer ratios, enforcing minimum producer exposure imposes no cost on consumer utility. As stated before, the intuition is that when each consumer needs only one item and consumers vastly outnumber producers, the system has enough flexibility to distribute exposure evenly while still matching each consumer to a highly relevant item.

We test whether this result generalizes to multi-item recommendations. Figure 3 shows mean consumer utility as a function of the producer fairness parameter γ (where $\gamma = 0$ ignores producer fairness and $\gamma = 1$ enforces maximum equitable exposure) across three datasets and recommendation list lengths $k \in \{1, 5, 10\}$.

The results reveal a clear pattern. At $k = 1$, the curves are nearly flat across all datasets: consumer utility remains high regardless of γ , confirming the free fairness phenomenon. However, as k increases to 5 and 10, the curves develop a pronounced downward slope. Enforcing producer fairness now requires recommending

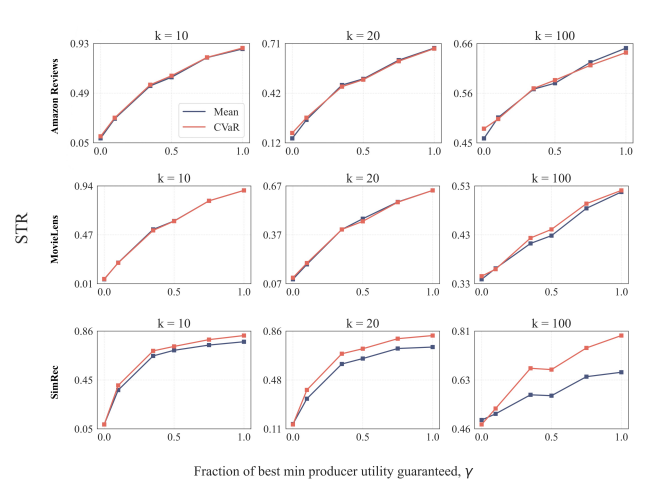


Figure 5: Simulated sell-through rate (STR) as a function of producer fairness level γ using mean and CVaR consumer utility objectives.

items beyond each consumer’s top choices, and the relevance cost accumulates across all k slots. At $k = 10$ with $\gamma = 1$, mean utility drops by 15–25% relative to the unconstrained baseline ($\gamma = 0$), depending on the dataset.

We argue this finding has practical implications. Real recommendation systems rarely show a single item; they present lists, grids, or feeds containing tens of items. In these settings, the free fairness result does not apply. Platform designers must explicitly navigate the trade-off between consumer relevance and producer exposure, and the cost of fairness grows with the number of recommendations per user.

Group Fairness with CVaR. We next evaluate Conditional Value at Risk (CVaR) optimization, which explicitly controls group-level risk. Figure 4 confirms that CVaR consistently reduces inter-group variance compared to both mean and max-min optimization. In SimRec, CVaR balances disadvantaged and advantaged groups, while in MovieLens higher producer fairness γ amplifies this effect by indirectly improving overall consumer equity.

Fairness and Business Alignment. Finally, we test whether fairness can enhance business outcomes. We simulate purchases under supply constraints, where consumers probabilistically buy from their recommended k items, and evaluate Sell-Through Rate (STR) and Gross Merchandise Value (GMV).

For STR, stricter producer fairness (γ) diversifies exposure and reduces early sell-outs, often raising STR (Figure 5). CVaR further boosts STR by balancing allocations across groups, especially in heterogeneous datasets like SimRec.

For GMV, we incorporate producer values v_j inversely proportional to popularity, enforcing $\sum_j v_j \sum_i w_{ij} \geq \theta V_{\max}^{\text{GMV}}$. Results in Figure 6 show that moderate thresholds θ increase GMV by encouraging exposure to high-value producers, while excessive thresholds hurt relevance and reduce transactions. Again, CVaR consistently

Table 1: Comparison of four optimization methods for the fair consumer–producer allocation problem on the Amazon Reviews dataset, evaluated under fairness constraints $\gamma = 0.5$ and $\alpha = 0.95$. With a two sets of k recommendations sizes and $N_C, N_P = 500$. We compare the *Binary Mixed-Integer Programming* solver (*Baseline*), *Relaxed Linear Programs* (*Rel*), *Augmented Lagrangian Method* (*AugLag*), and *Soft-Constrained Gradient-Based Method* (*SCGrad*), each paired with one of three binarization strategies: *Hard Threshold Rounding* (*Round*), *Probabilistic Rounding* (*Prob*), and *Top- k Selection* (*TopK*). We report the average normalized consumer utility, the variance across consumer groups, and standard error across three independent runs.

k	Method	Consumer Utility	Group Utility Variance
10	Baseline	0.95 \pm 0.00	0.01 \pm 0.00
	Rel Round	0.95 \pm 0.00	0.01 \pm 0.00
	Rel TopK	0.95 \pm 0.00	0.01 \pm 0.00
	Rel Prob	0.95 \pm 0.00	0.01 \pm 0.00
	AugLag Round	0.95 \pm 0.00	0.01 \pm 0.00
	AugLag Prob	0.95 \pm 0.00	0.01 \pm 0.00
	AugLag TopK	0.95 \pm 0.00	0.01 \pm 0.00
	SCGrad Round	0.92 \pm 0.00	0.01 \pm 0.00
	SCGrad TopK	0.92 \pm 0.00	0.01 \pm 0.00
	SCGrad Prob	0.92 \pm 0.00	0.01 \pm 0.00
25	Baseline	0.94 \pm 0.00	0.06 \pm 0.00
	Rel Round	0.94 \pm 0.00	0.06 \pm 0.00
	Rel TopK	0.94 \pm 0.00	0.06 \pm 0.00
	Rel Prob	0.94 \pm 0.00	0.06 \pm 0.00
	AugLag Round	0.94 \pm 0.00	0.06 \pm 0.00
	AugLag TopK	0.94 \pm 0.00	0.06 \pm 0.00
	AugLag Prob	0.94 \pm 0.00	0.06 \pm 0.00
	SCGrad TopK	0.90 \pm 0.01	0.06 \pm 0.00
	SCGrad Round	0.90 \pm 0.01	0.06 \pm 0.00
	SCGrad Prob	0.90 \pm 0.01	0.06 \pm 0.00

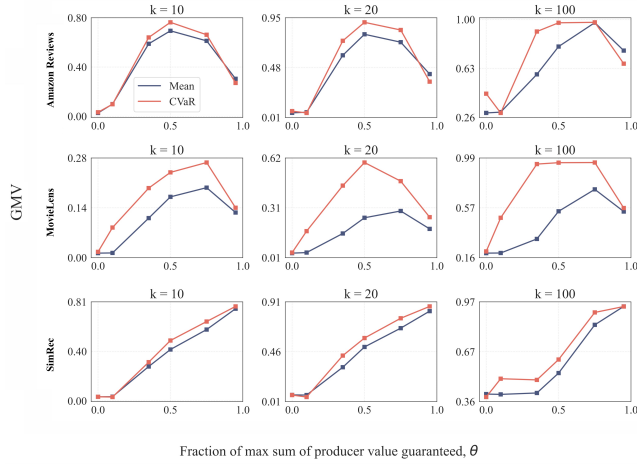


Figure 6: Simulated GMV as a function of business-value constraint θ using mean and CVaR consumer utility objectives.

yields higher GMV than mean optimization, particularly in skewed datasets like MovieLens.

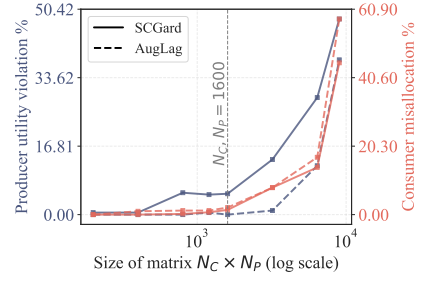


Figure 7: Constraint violations for AugLag and SCGrad as a function of relevance matrix size on the Amazon Reviews dataset ($\gamma = 0.5$, $\alpha = 0.95$, $k = 10$). We track the share of consumers with incorrect k -allocations and producers below required utility.

Scalability and Approximation Methods. While binary MIPs capture fairness exactly, they scale poorly for large ρ . Relaxed LP with rounding and gradient-based methods (AugLag, SCGrad) provide tractable alternatives. Table 1 shows that LP relaxation and AugLag match MIP in fairness and mean utility, whereas SCGrad underperforms on utility. Table 2 confirms constraint satisfaction is generally reliable, except under probabilistic rounding.

Runtime experiments (Figure 2) highlight the trade-off: Gurobi is efficient for moderate scales, but GPU-accelerated methods achieve 1.5 \times speedups at larger sizes. Constraint satisfaction remains a challenge for gradient-based methods (Figure 7), motivating future work on tighter regularizers.

6 Conclusion

This work formalizes two-sided fairness under realistic heterogeneity and challenges two common assumptions in recommendation system design. The first is that producer fairness is costly. While our results confirm that stricter exposure guarantees reduce average consumer utility—with drops of 15 - 25% at $k = 10$ under full fairness—they also reveal that moderate fairness constraints ($\gamma \approx 0.3$ – 0.6) can *increase* business metrics such as Sell-Through Rate and Gross Merchandise Value by diversifying exposure away from saturated producers. The trade-off is real, but not zero-sum.

The second assumption is that consumer fairness is adequately captured by aggregate objectives. We show that optimizing for mean or max-min individual utility leaves substantial variance across consumer groups, with disadvantaged segments receiving 20 - 40% lower relevance than advantaged ones. CVaR optimization compresses this distribution, improving worst-group outcomes without meaningful degradation elsewhere. For platforms serving heterogeneous populations, group-level objectives are not optional refinements but necessary safeguards.

Methodologically, we extend two-sided fairness from soft single-item allocations to discrete multi-item recommendations, the setting that real platforms actually face. We show that the “free fairness” phenomenon—where producer constraints impose no consumer cost—disappears in this regime. We introduce CVaR as a tractable consumer-side objective and demonstrate that business constraints can be integrated directly into the optimization rather

Table 2: Comparison of four optimization method constraints violations for the fair consumer-producer allocation problem on the Amazon Reviews dataset, evaluated under fairness constraints $\gamma = 0.5$ and $\alpha = 0.95$, with two values of k recommendations and $N_C = N_P = 500$. We compare Binary Mixed-Integer Programming (Baseline), Relaxed Linear Programs (Rel), Augmented Lagrangian (AugLag), and Soft-Constrained Gradient-Based (SCGrad), each paired with one of three binarization strategies: Hard Threshold Rounding (Round), Probabilistic Rounding (Prob), and Top- k (TopK) Selection. Reported metrics are the percentage of under-allocation per consumer $\sum_{j=1}^n w_{ij} < k$, over-allocation per consumer $\sum_{j=1}^n w_{ij} > k$, and producer-utility constraint violations $\sum_{i=1}^m w_{ij} < \gamma U_{\min}^*$.

k	Method	Under Alloc. %	Over Alloc. %	Prod. Utility Viol. %
10	Baseline	0.00 \pm 0.00	0.00 \pm 0.00	0.00 \pm 0.00
	Rel Round	0.00 \pm 0.00	0.00 \pm 0.00	0.00 \pm 0.00
	Rel TopK	0.00 \pm 0.00	0.00 \pm 0.00	0.00 \pm 0.00
	Rel Prob	1.00 \pm 1.00	1.00 \pm 1.00	0.00 \pm 0.00
	AugLag Round	1.00 \pm 1.00	1.00 \pm 0.00	1.00 \pm 1.00
	AugLag TopK	0.00 \pm 0.00	0.00 \pm 0.00	1.00 \pm 0.00
	AugLag Prob	6.00 \pm 1.00	4.00 \pm 0.00	7.00 \pm 3.00
	SCGrad Round	0.00 \pm 0.00	1.00 \pm 0.00	0.00 \pm 0.00
	SCGrad TopK	0.00 \pm 0.00	0.00 \pm 0.00	0.00 \pm 0.00
	SCGrad Prob	0.00 \pm 0.00	1.00 \pm 0.00	0.00 \pm 0.00
25	Baseline	0.00 \pm 0.00	0.00 \pm 0.00	0.00 \pm 0.00
	Rel Round	0.00 \pm 0.00	0.00 \pm 0.00	0.00 \pm 0.00
	Rel TopK	0.00 \pm 0.00	0.00 \pm 0.00	0.00 \pm 0.00
	Rel Prob	1.00 \pm 0.00	0.00 \pm 0.00	1.00 \pm 0.00
	AugLag Round	1.00 \pm 1.00	0.00 \pm 1.00	1.00 \pm 1.00
	AugLag TopK	0.00 \pm 0.00	0.00 \pm 0.00	1.00 \pm 1.00
	AugLag Prob	5.00 \pm 0.03	4.00 \pm 1.00	5.00 \pm 2.00
	SCGrad TopK	0.00 \pm 0.00	0.00 \pm 0.00	0.00 \pm 0.00
	SCGrad Round	0.00 \pm 1.00	0.00 \pm 0.00	0.00 \pm 0.00
	SCGrad Prob	0.00 \pm 0.00	0.00 \pm 0.00	0.00 \pm 0.00

than treated as post-hoc adjustments. Scalable solvers (LP relaxation with rounding, Augmented Lagrangian) match exact MIP solutions at a fraction of the runtime, making fairness-aware allocation practical for production systems.

However, several limitations warrant caution. Our evaluation relies on offline simulations with fixed group structure; real markets evolve, and group definitions are contested. We ignore positional bias, assuming all slots in a recommendation list receive equal attention - an assumption that breaks down for ranked feeds. Gradient-based solvers occasionally violate constraints at scale, suggesting that tighter regularization or hybrid methods are needed for deployment.

The central open question this work raises is whether fairness interventions generalize across market conditions. Our experiments span three datasets with different consumer-producer ratios and relevance distributions, but the optimal fairness utility operating point varies across settings. Developing adaptive methods that tune fairness parameters to market dynamics, rather than requiring manual specification, is a promising direction. Equally important is closing the loop with live experimentation: the causal effects of fairness interventions on long-term marketplace health remain unmeasured.

A Experimental Setup

Synthetic Dataset Details. SimRec simulates 1000 consumers and 1000 producers with group heterogeneity. Consumers are partitioned into $G = 10$ groups drawn from a Zipf distribution with exponent 1.0, producing a long-tailed distribution. Each consumer’s relevance profile is generated using a monotonically decreasing utility curve over items with additive Gaussian noise:

$$\rho_i = \text{clip} \left(1 - \frac{\log(1 + \beta_g x)}{\log(1 + \beta_g)} + \epsilon, 0.1, 1 \right), \quad \epsilon \sim \mathcal{N}(0, 0.2^2),$$

where x ranges uniformly over items and ϵ is Gaussian noise with standard deviation $\sigma = 0.2$. The smoothness is controlled by a group-specific β parameter that decreases with group index, making higher-ranked groups more peaked in their preferences.

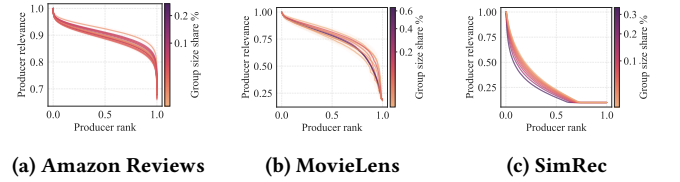


Figure 8: Average producer relevance decay across consumer groups for each dataset.

Figure 8 illustrates how producer relevance decays across consumer groups for each dataset. Each curve represents one consumer group, with color indicating group size (darker indicates larger groups). The x-axis shows normalized producer rank (from most to least relevant), while the y-axis shows mean relevance per-group.

Recommender System Performance. For both MovieLens-100k and Amazon Reviews, we train a two-tower neural recommender model on user-item interaction data. The model achieves high top- k quality, with Precision@10 and Recall@10 scores shown in Table 3.

Table 3: Precision@10 and Recall@10 scores of the trained two-tower recommender.

Dataset	Precision@10	Recall@10
MovieLens	97.41	16.72
Amazon Reviews	97.73	23.82

B Optimization Formulations

Augmented Lagrangian Method. The AugLag method reformulates the constrained optimization problem using dual variables and quadratic penalties. Let $c_i = \sum_j w_{ij}$ be the number of items allocated to consumer i , and $p_j = \sum_i w_{ij}$ the exposure of producer j . With target cardinality k and minimum exposure p_{\min} , we define:

$$\mathcal{L}_{\text{card}}(\mathbf{w}) = \sum_{i=1}^m (c_i - k)^2, \quad \mathcal{L}_{\text{prod}}(\mathbf{w}) = \sum_{j=1}^n [\max(0, p_{\min} - p_j)]^2.$$

The full loss is:

$$\mathcal{L}_{\text{aug}}(\mathbf{w}) = \mathcal{L}_{\text{util}} + \alpha^\top (c - k) + \beta^\top \max(0, p_{\min} - p) + \frac{\lambda}{2} \mathcal{L}_{\text{card}} + \frac{\lambda}{2} \mathcal{L}_{\text{prod}},$$

where α, β are dual variables and λ controls penalty strength.

Soft-Constrained Gradient Method. The SCGrad method treats constraints as soft penalties, omitting dual variables entirely. We combine the CVaR loss with cardinality and producer terms, and add a binarization regularizer:

$$\mathcal{L}_{\text{bin}}(\mathbf{w}) = \sum_{i=1}^m \sum_{j=1}^n [w_{ij}(1 - w_{ij})]^2,$$

which pushes allocations toward $\{0, 1\}$. The final loss is:

$$\mathcal{L}_{\text{total}}(\mathbf{w}) = \mathcal{L}_{\text{util}} + \mathcal{L}_{\text{card}} + \mathcal{L}_{\text{prod}} + \mathcal{L}_{\text{bin}}.$$

To improve numerical stability, allocations are modeled with a temperature-controlled sigmoid:

$$w_{ij} = \sigma\left(\frac{z_{ij}}{\eta^{(t)}}\right), \quad \eta^{(t)} = \max(\eta_0 \cdot \text{anneal_rate}^t, \eta_{\min}).$$

C Business Metrics Simulation Details

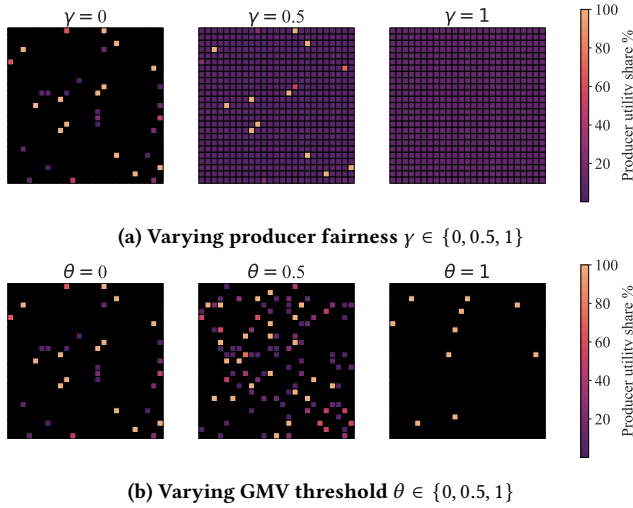


Figure 9: Producer allocation patterns on Amazon Reviews ($k = 10$) under (a) different producer fairness levels γ and (b) different GMV thresholds θ . Black cells indicate producers with zero allocations.

We simulate purchases in a stepwise process: (1) For each consumer, compute a weighted score for each producer based on the product of the allocation matrix and the consumer-producer relevance matrix; (2) Select the top- k producers with the highest scores; (3) For each of the top- k producers, sample a purchase decision using a Bernoulli draw with success probability equal to its relevance score; (4) If a purchase occurs, register the transaction and mark the selected producer as sold out, removing it from future allocations.

This simulation mimics a real-world transactional setting, where items are recommended, selected based on interest (modeled as relevance), and then become unavailable once sold. It allows us to compare downstream metrics such as total sales, sell-through rate (STR), or average transaction value across different allocation strategies.

Figure 9 visualizes how producer allocations change under different fairness (γ) and business (θ) constraints on the Amazon dataset

with $k = 10$. Each square represents a producer, with black squares indicating zero allocations. In the top row, at $\gamma = 0$, most producers receive no exposure, leading to overconcentration; at higher γ values, allocations become more diverse.

References

- [1] Himan Abdollahpour, Gediminas Adomavicius, Robin Burke, Ido Guy, Dietmar Jannach, Toshihiro Kamishima, Jan Krasnodebski, and Luiz Pizzato. 2020. Multistakeholder recommendation: Survey and research directions. *User Modeling and User-Adapted Interaction* 30 (2020), 127–158.
- [2] Philippe Artzner, Freddy Delbaen, Jean-Marc Eber, and David Heath. 1999. Coherent measures of risk. *Mathematical finance* 9, 3 (1999), 203–228.
- [3] Theo Barre, Omar El Housni, Marouane Ibn Brahim, Andrea Lodi, and Danny Segev. 2023. Assortment Optimization with Visibility Constraints. *arXiv:arXiv:2307.13656*
- [4] Kinjal Basu, Cyrus DiCiccio, Heloise Logan, and Noureddine El Karoui. 2020. A Framework for Fairness in Two-Sided Marketplaces. *arXiv:2006.12756 [cs]* doi:10.48550/arXiv.2006.12756
- [5] Arpita Biswas, Gourab K. Patro, Niloy Ganguly, Krishna P. Gummadi, and Abhinan Chakraborty. 2022. Towards Fair Recommendation in Two-Sided Platforms. *ACM Transactions on the Web* 16, 2 (May 2022), 1–34. doi:10.1145/3503624 arXiv:2201.01180 [cs].
- [6] Jesús Bobadilla, Fernando Ortega, Antonio Hernando, and Abraham Gutiérrez. 2013. Recommender systems survey. *Knowledge-based systems* 46 (2013), 109–132.
- [7] Suresh Bolusani, Mathieu Besançon, Ksenia Bestuzheva, Antonia Chmiela, João Dionísio, Tim Donkiewicz, Jasper van Doornmalen, Leon Eifler, Mohammed Ghannam, Ambros Gleixner, et al. 2024. The SCIP optimization suite 9.0. *arXiv preprint arXiv:2402.17702* (2024).
- [8] Javier Cembrano, Andrés Moraga, and Victor Verdugo. 2025. Near-feasible Fair Allocations in Two-sided Markets. *arXiv:arXiv:2506.01178*
- [9] Qinyi Chen, Jason Cheuk Nam Liang, Negin Golrezaei, and Djallel Bouneffouf. 2024. Interpolating item and user fairness in multi-sided recommendations. *Advances in Neural Information Processing Systems* 37 (2024), 50189–50229.
- [10] Paul Covington, Jay Adams, and Emre Sargin. 2016. Deep Neural Networks for YouTube Recommendations. In *Proceedings of the 10th ACM Conference on Recommender Systems* (Boston, Massachusetts, USA) (RecSys ’16). Association for Computing Machinery, New York, NY, USA, 191–198. doi:10.1145/2959100.2959190
- [11] Yashar Deldjoo, Dietmar Jannach, Alejandro Bellogin, Alessandro Difonzo, and Dario Zanzonelli. 2024. Fairness in recommender systems: research landscape and future directions. *User Modeling and User-Adapted Interaction* 34, 1 (2024), 59–108.
- [12] Sophie Greenwood, Sudalakshme Chiniah, and Nikhil Garg. 2024. User-item fairness tradeoffs in recommendations. *Advances in Neural Information Processing Systems* (2024).
- [13] Gurobi Optimization, LLC. 2024. Gurobi Optimizer Reference Manual. <https://www.gurobi.com>
- [14] F Maxwell Harper and Joseph A Konstan. 2015. The movielens datasets: History and context. *Acm transactions on interactive intelligent systems (tiis)* 5, 4 (2015), 1–19.
- [15] Yupeng Hou, Jiacheng Li, Zhankui He, An Yan, Xiushi Chen, and Julian McAuley. 2024. Bridging language and items for retrieval and recommendation. *arXiv preprint arXiv:2403.03952* (2024).
- [16] Aryan Jadon and Avinash Patil. 2024. A comprehensive survey of evaluation techniques for recommendation systems. In *International Conference on Computation of Artificial Intelligence & Machine Learning*. Springer, 281–304.
- [17] Bernhard H Korte, Jens Vygen, B Korte, and J Vygen. 2011. *Combinatorial optimization*. Vol. 1. Springer.
- [18] Yunqi Li, Hanxiong Chen, Shuyuan Xu, Yingqiang Ge, Juntao Tan, Shuchang Liu, and Yongfeng Zhang. 2023. Fairness in recommendation: Foundations, methods, and applications. *ACM Transactions on Intelligent Systems and Technology* 14, 5 (2023), 1–48.
- [19] Yang Li, Kangbo Liu, Ranjan Satapathy, Suhang Wang, and Erik Cambria. 2023. Recent developments in recommender systems: A survey (2023). *arXiv preprint arXiv:2306.12680* (2023).
- [20] Xinyu Lin, Wenjie Wang, Jujia Zhao, Yongqi Li, Fuli Feng, and Tat-Seng Chua. 2024. Temporally and Distributionally Robust Optimization for Cold-Start Recommendation. *arXiv:2312.09901 [cs]* doi:10.48550/arXiv.2312.09901
- [21] Phong Nguyen, John Dines, and Jan Krasnodebski. 2017. A Multi-Objective Learning to Re-Rank Approach to Optimize Online Marketplaces for Multiple Stakeholders. *arXiv:1708.00651 [cs]* doi:10.48550/arXiv.1708.00651
- [22] Yuanzhe Peng. 2022. A survey on modern recommendation system based on big data. *arXiv preprint arXiv:2206.02631* (2022).

- [23] Marco Tulio Ribeiro, Nivio Ziviani, Edleno Silva De Moura, Itamar Hata, Anisio Lacerda, and Adriano Veloso. 2015. Multiobjective Pareto-Efficient Approaches for Recommender Systems. *ACM Transactions on Intelligent Systems and Technology* 5, 4 (Jan. 2015), 1–20. doi:10.1145/2629350
- [24] R Tyrrell Rockafellar, Stanislav Uryasev, et al. 2000. Optimization of conditional value-at-risk. *Journal of risk* 2 (2000), 21–42.
- [25] Ashudeep Singh and Thorsten Joachims. 2018. Fairness of exposure in rankings. In *Proceedings of the 24th ACM SIGKDD international conference on knowledge discovery & data mining*. 2219–2228.
- [26] Yifan Wang, Weizhi Ma, Min Zhang, Yiqun Liu, and Shaoping Ma. 2023. A survey on the fairness of recommender systems. *ACM Transactions on Information Systems* 41, 3 (2023), 1–43.
- [27] Yifan Wang, Peijie Sun, Weizhi Ma, Min Zhang, Yuan Zhang, Peng Jiang, and Shaoping Ma. 2024. Intersectional Two-sided Fairness in Recommendation. (2024). arXiv:arXiv:2402.02816 doi:10.1145/3589334.3645518
- [28] Robert C. Williamson and Aditya Krishna Menon. 2019. Fairness Risk Measures. arXiv:1901.08665 [cs] doi:10.48550/arXiv.1901.08665
- [29] Zikun Ye, Reza Yousefi Maragheh, Lalitesh Morishetti, Shanu Vashishtha, Jason Cho, Kaushiki Nag, Sushant Kumar, and Kannan Achan. 2023. Seller-side Outcome Fairness in Online Marketplaces. *arXiv preprint arXiv:2312.03253* (2023).
- [30] Yuying Zhao, Yu Wang, Yunchao Liu, Xueqi Cheng, Charu C Aggarwal, and Tyler Derr. 2023. Fairness and diversity in recommender systems: a survey. *ACM Transactions on Intelligent Systems and Technology* (2023).
- [31] Yong Zheng. 2017. Multi-stakeholder recommendation: Applications and challenges. *arXiv preprint arXiv:1707.08913* (2017).
- [32] Quan Zhou, Jakub Marecek, and Robert N. Shorten. 2021. Subgroup Fairness in Two-Sided Markets. *PLoS ONE* 18(2): e0281443, 2023. (2021). arXiv:arXiv:2106.02702 doi:10.1371/journal.pone.0281443