

SnapMLA: Efficient Long-Context MLA Decoding via Hardware-Aware FP8 Quantized Pipelining

Yifan Zhang^{1†} Zunhai Su^{1,2†} Shuhao Hu^{1†*} Rui Yang¹
Wei Wu¹ Yulei Qian¹ Yuchen Xie¹ Xunliang Cai¹

¹Meituan ²Tsinghua University

Abstract

While FP8 attention has shown substantial promise in innovations like FlashAttention-3, its integration into the decoding phase of the DeepSeek Multi-head Latent Attention (MLA) architecture presents notable challenges. These challenges include numerical heterogeneity arising from the decoupling of positional embeddings, misalignment of quantization scales in FP8 PV GEMM, and the need for optimized system-level support. In this paper, we introduce *SnapMLA*, an FP8 MLA decoding framework optimized to improve long-context efficiency through the following hardware-aware algorithm-kernel co-optimization techniques: (i) *RoPE-Aware Per-Token KV Quantization*, where the RoPE part is maintained in high precision, motivated by our comprehensive analysis of the heterogeneous quantization sensitivity inherent to the MLA KV cache. Furthermore, per-token granularity is employed to align with the autoregressive decoding process and maintain quantization accuracy. (ii) *Quantized PV Computation Pipeline Reconstruction*, which resolves the misalignment of quantization scale in FP8 PV computation stemming from the shared KV structure of the MLA KV cache. (iii) *End-to-End Dataflow Optimization*, where we establish an efficient data read-and-write workflow using specialized kernels, ensuring efficient data flow and performance gains. Extensive experiments on state-of-the-art MLA LLMs show that SnapMLA achieves up to a **1.91x improvement in throughput, with negligible risk of performance degradation in challenging long-context tasks**, including mathematical reasoning and code generation benchmarks. Code is available at <https://github.com/meituan-longcat/SGLang-FluentLLM>.

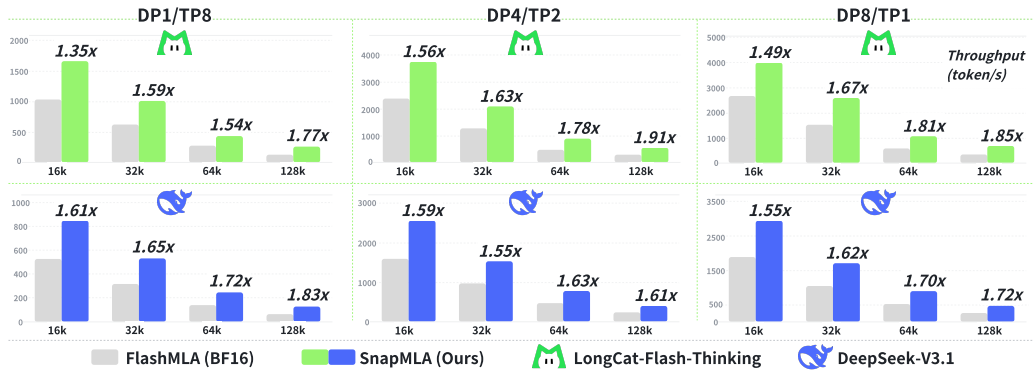


Figure 1: End-to-end decoding throughput comparison. We evaluate the generation throughput of SnapMLA on *DeepSeek-R1* and *LongCat-Flash-Thinking* across various parallelization configurations and context lengths. For additional details please refer to Section 4.4.

*Work done at Meituan. † Equal Contribution.

1 Introduction

Large language models (LLMs) have revolutionized the field of artificial intelligence [3, 26, 1, 2, 9, 8, 39, 40], with their true potential increasingly dependent on the ability to efficiently process long-context data [50, 7, 47, 45]. However, this advancement places significant strain on the underlying serving systems. As sequence length grows, the Key-Value (KV) cache, which stores intermediate attention states, expands linearly, rapidly consuming GPU memory and limiting both system throughput and the maximum supportable batch size [34, 20]. Addressing this memory bottleneck has become critical for enabling efficient long-context inference [7, 49, 28, 48]. To mitigate this issue, DeepSeek introduces the Multi-head Latent Attention (MLA) architecture [26, 2, 1, 39], which reduces KV cache storage requirements through low-rank KV joint compression. However, in high-concurrency inference scenarios, architectural compression alone is insufficient. To further enhance throughput and support larger batch sizes, quantizing the KV cache into low-bit formats has emerged as a crucial strategy [34, 20, 1, 16, 18].

With its exceptional representational capacity and impressive efficiency in both memory and computation, the FP8 data format for quantization has gained significant attention and widespread adoption [32, 19, 41, 16, 2]. FP8 Tensor Cores, introduced with NVIDIA’s Hopper architecture [31], are specifically designed to accelerate machine learning workloads using 8-bit floating point precision. However, fully harnessing the potential of FP8 during the decoding phase of MLA LLMs presents several distinct challenges:

(i) **FP8 KV Cache Quantization:** MLA introduces architecture-induced numerical heterogeneity by decoupling KV vectors into a compressed content component and a precision-sensitive Rotational Position Embedding (RoPE) component. The application of uniform quantization does not effectively address this disparity. Furthermore, when quantization is applied across tokens (e.g., at per-channel or per-block granularity), the autoregressive decoding prevents the immediate quantization of newly generated tokens. This entails complex buffer management, which undermines efficiency.

(ii) **FP8 MLA Computation:** In MLA, a shared term is used to store and project both KVs. This results in a misalignment of the quantization scale of V during the FP8 PV GEMM on Hopper Tensor Cores due to the *k-major layout constraint* [16], rendering the standard post-GEMM dequantization process unfeasible.

(iii) **System-Level Support for FP8 MLA Decoding:** Effective FP8 MLA decoding depends on essential system-level optimizations. Minimizing memory access overhead and reducing kernel launch latencies are crucial for fully unlocking the potential of FP8 decoding, ensuring the effective realization of algorithmic advancements and other optimizations.

To address these challenges, we introduce *SnapMLA*, an FP8 hardware-aware algorithm-kernel co-optimization framework designed to optimize long-context MLA decoding efficiency. This framework tackles the identified challenges through three key components: *RoPE-Aware Per-Token Quantization* (Section 3.1), *Quantized PV Computation Pipeline Reconstruction* (Section 3.2), and *End-to-End Dataflow Optimization* (Section 3.3). Our main contributions are summarized as follows:

- We introduce ***the first comprehensive FP8 decoding framework for MLA***. By leveraging hardware-aware algorithm-kernel co-optimization, our framework effectively overcomes the challenges associated with MLA KV cache quantization, quantized MLA computation, and system-level support for FP8 MLA decoding.
- Building on a comprehensive analysis of MLA KV cache numerical and quantization errors, we elucidate, for the first time, the inherent divergence in quantization sensitivity within the MLA KV Cache. We propose ***RoPE-Aware Per-Token Quantization***, along with supporting system optimizations, to ensure the preservation of the critical RoPE part from both algorithmic and system-level perspectives.
- We develop custom CUDA kernels for SnapMLA, and extensive experiments on state-of-the-art MLA LLMs demonstrate that our approach achieves up to a ***1.91% improvement in throughput (Figure 1), without compromising performance on challenging long-context tasks (Table 1)***, including mathematical reasoning and code generation benchmarks.

2 Preliminaries of Multi-Head Latent Attention

Multi-Head Latent Attention (MLA), first introduced in DeepSeek-V2 [26], has since been integrated into several state-of-the-art LLMs, including DeepSeek [2, 1, 13] and the LongCat-Flash series [9, 8, 40, 39, 27]. The key innovation of MLA lies in the utilization of low-rank KV joint compression, which projects both KVs into a shared, low-dimensional latent space. In the following, we explore the core components of MLA.

Low-Rank Compression and Decoupled RoPE Let $h_t \in \mathbb{R}^d$ denote the input hidden state at time step t . MLA begins by compressing the joint KV representation into a latent vector $c_{KV} \in \mathbb{R}^{d_c}$ using a down-projection matrix $W^{DKV} \in \mathbb{R}^{d_c \times d}$:

$$c_{KV} = W^{DKV} h_t \quad (1)$$

where d_c is the compression dimension, with $d_c \ll d_h n_h$. To resolve the incompatibility between low-rank compression and position-sensitive embeddings, MLA employs a *Decoupled RoPE* strategy. The K tensor for each attention head i , is partitioned into two components: a compressed content part k_i^C and a RoPE part k_i^R :

$$k_i^C = W^{UK} c_{KV}, \quad k_i^R = \text{RoPE}(W^{KR} h_t) \quad (2)$$

Here, W^{UK} is the up-projection matrix for the K , and W^{KR} is the matrix for the RoPE term. k_i^R carries the RoPE, which is shared across all heads. The final K used for attention is the concatenation of k_i^C and k_i^R :

$$k_i = [k_i^C; k_i^R] \quad (3)$$

The V vector is derived solely from the latent vector:

$$v_i^C = W^{UV} c_{KV} \quad (4)$$

Inference-Optimized Absorbed Mode The matrix absorption technique is a crucial process in MLA that ensures inference efficiency. During the decoding phase, the up-projection matrices for K (W^{UK}) and V (W^{UV}) are integrated into the Q projection (W^Q) and the output projection (W^O), respectively. This optimization eliminates the need for explicit reconstruction of the compressed content components k_i^C and v_i^C . As a result, the attention score calculation for the i -th head between the current Query $q_{t,i}$ and a past token j is reformulated as:

$$q_{t,i}^T k_{j,i} = \underbrace{(q_{t,i}^C W^{UK})^T c_{KV,j}}_{\text{Content Term}} + \underbrace{(q_{t,i}^R)^T k_j^R}_{\text{RoPE Term}} \quad (5)$$

Challenges of MLA Quantization The distinctive attention structure of MLA presents two major challenges in achieving efficient quantization. First, the MLA architecture splits the KV cache for each token into two distinct components, each serving a specific function:

- **Compressed Latent Vector** $c_{KV} \in \mathbb{R}^{d_c}$: A dense, low-dimensional vector containing contextual content information.
- **Decoupled RoPE** $k_i^R \in \mathbb{R}^{d_h^R}$: A position-sensitive vector that requires high precision to effectively preserve positional information.

The functional heterogeneity between these components introduces numerical heterogeneity, leading to differences in quantization sensitivityan issue not extensively explored in prior work.

Second, executing the PV GEMM under FP8 precision on Hopper Tensor Cores requires adherence to a strict *k-major layout constraint* [16]. However, MLA introduces a distinct challenge: V inherits per-token quantization scales from the latent cache (C_{KV}), which are aligned along the *reduction dimension*. This alignment disrupts the conventional post-GEMM dequantization process.

Along with the preliminaries of MLA, the preliminaries of low-bit quantization are presented in Appendix A.

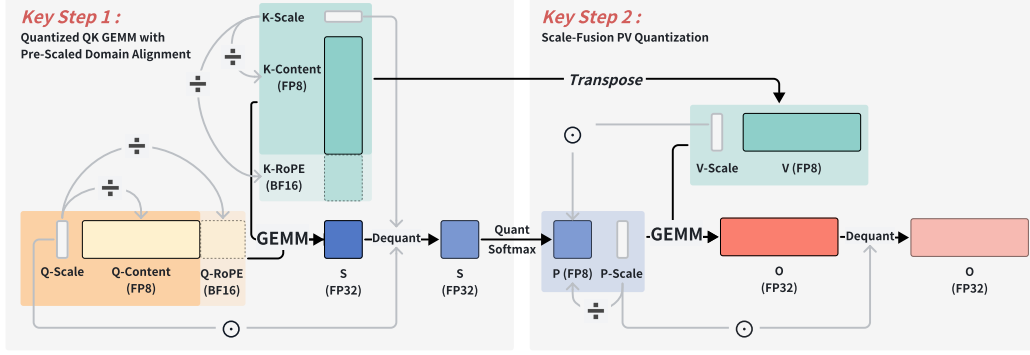


Figure 2: Overview of the scale fusion pipeline in SnapMLA. Note that K and V content share the latent cache (c_{KV}). **Key Step 1** illustrates *RoPE-Aware Per-Token KV Quantization*, where the BF16 RoPE part of the QK is pre-scaled with the quantization scale of the content part, thereby unifying the numerical domains of the quantized content part and unquantized RoPE part. **Key Step 2** demonstrates *Quantized PV Computation Pipeline Reconstruction*, where the scale of V is pre-fused into the P , circumventing quantization dimension mismatch.

3 Methodology

In this section, we present *SnapMLA*, a hardware-aware algorithm-kernel co-optimization framework designed to optimize long-context MLA decoding. We begin by introducing *RoPE-Aware Per-Token KV Quantization* in Section 3.1. In Section 3.2, we explore *Quantized PV Computation Pipeline Reconstruction*, which resolves the misalignment of quantization scales. In Section 3.3, we introduce *End-to-End Dataflow Optimization*, where we establish a streamlined data read-and-write workflow. Figure 2 provides an overview of the critical scale fusion pipeline in SnapMLA. The algorithm for the SnapMLA decoding process is presented in Algorithm 1.

3.1 RoPE-Aware Per-Token KV Quantization

Building upon a comprehensive analysis of numerical values and quantization errors in the MLA KV cache, we introduce *RoPE-Aware Per-Token Quantization* in this section, supported by targeted system-level optimizations to enhance both its efficiency and performance.

3.1.1 MLA KV Quantization: An Algorithmic Perspective

Heterogeneous Quantization Sensitivity The structure of the MLA KV cache represents a notable departure from traditional multi-head attention (MHA), as detailed in Section 2. Effective and reliable quantization hinges on a deep understanding of the numerical distribution and a thorough re-evaluation of quantization sensitivity. To this end, we conduct an extensive analysis of the content and RoPE components of the MLA KV cache, based on *LongCat-Flash-Thinking* [8]. Our empirical findings uncover a pronounced divergence in the distributional characteristics of these two parts. As shown in Figure 3a, the RoPE component spans a significantly wider dynamic range (reaching $\pm 10^3$), exhibiting distinct outlier tails, while the content component is tightly concentrated around zero (within $\pm 10^1$), highlighting a stark contrast in their statistical behavior.

This scale mismatch renders uniform quantization strategies ineffective. Specifically, FP8 quantization leads to an order-of-magnitude increase in Mean Squared Error (MSE) for the RoPE component (as shown in Figure 3b), highlighting their heightened sensitivity to quantization. To address these issues, we propose a *RoPE-aware* strategy that applies FP8 quantization exclusively to the content components, while retaining the RoPE components in BF16 to preserve positional robustness. Although this quantization scheme is straightforward, it is firmly grounded in analysis and plays a pivotal role in preserving accuracy while optimizing KV cache compression rates.

Decoding-Centric Quantization Granularity for Accuracy Preservation While approaches like FA3 [16] demonstrate effective FP8 quantization during the prefill stage through block-wise

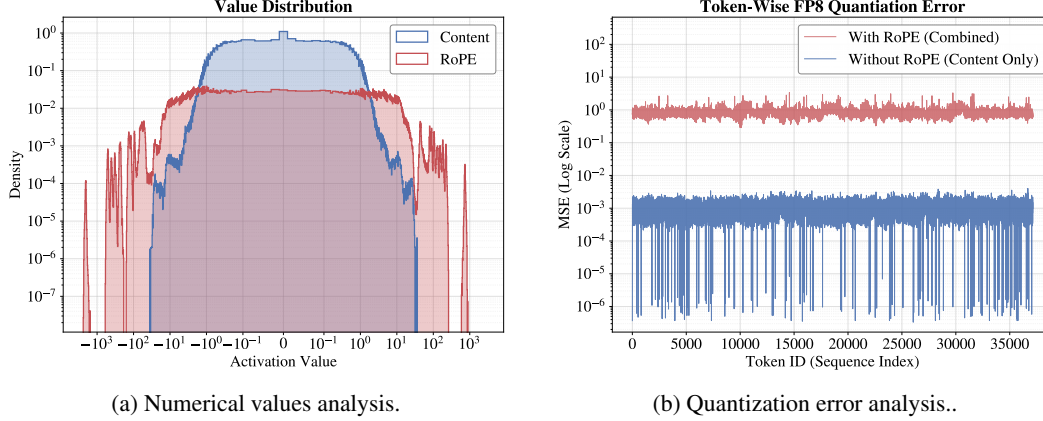


Figure 3: Analysis of the numerical value distribution and quantization error comparison for the content and RoPE components of MLA KV cache in *LongCat-Flash-Thinking*.

quantization, this method encounters limitations in autoregressive decoding. In the decoding stage, tokens are generated sequentially, leading to "page tail" tokens within incomplete KV quantization blocks. This requires complex buffer management, which renders block-level quantization inefficient. To address this, we adopt per-token quantization granularity, offering two primary advantages:

- **Instant quantization**, which enables immediate quantization of newly generated KV tokens and eliminates the need for "tail buffer" management.
- **Framework compatibility**, which allows processing all tokens with unified logic, thereby simplifying integration into inference frameworks (e.g., vLLM, SGLang).

Building on the comprehensive algorithmic insights presented above, we adopt *RoPE-Aware Per-Token KV Quantization* as the foundation of our core quantization strategy.

3.1.2 Hardware-Optimized RoPE-Aware Per-Token Quantization

Eliminating Mixed-Precision Accumulation in Quantized QK GEMM While the algorithmic details of *RoPE-Aware Per-Token KV Quantization* were discussed in the previous section, its efficient hardware implementation introduces the challenge of mixed-precision accumulation in quantized QK GEMM. The basic MLA implementation (i.e., FlashMLA [18]) leverages instruction-level parallelism by partitioning the QK GEMM reduction dimension into nine thread groups (each spanning 64 dimensions) and employing a permuted execution schedule. The RoPE-aware quantization method introduces an inefficient mixed-precision constraint: the first eight groups (content components) use FP8 and require dequantization, while the ninth group (RoPE component) retains BF16 precision.

A potential solution is mixed-precision accumulation, where FP8 blocks are first aggregated, followed by dequantization and the addition of RoPE. However, this approach introduces a strict synchronization barrier, preventing interleaved execution, which is essential for optimal pipelining. As a result, pipeline bubbles are introduced, leading to a reduction in the actual throughput gains.

Quantized QK GEMM with Pre-Scaled Domain Alignment Instead of modifying the kernel's accumulation logic, we strategically project the BF16 RoPE components into the FP8 quantization domain during the data preparation phase. As shown in **Key Step 1** of Figure 2, we pre-scale the RoPE terms by the inverse of the content quantization scale:

$$\mathbf{Q}^R = \frac{\mathbf{Q}^R}{\mathbf{S}_{Q_c}}, \quad \mathbf{K}^R = \frac{\mathbf{K}^R}{\mathbf{S}_{K_c}}. \quad (6)$$

This alignment unifies the numerical domains, effectively disguising the high-precision RoPE segments as scaled quantized values. As a result, the kernel can process all groups uniformly, reusing the original highly optimized accumulation order without the need for intermediate dequantization or synchronization steps.

3.2 Quantized PV Computation Pipeline Reconstruction

3.2.1 Memory Layout Constraints and Quantization Mismatch

The execution of the second GEMM (PV) under FP8 precision on Hopper Tensor Cores requires strict adherence to the *k-major layout constraint* for V [16]. This hardware constraint mandates that V must be contiguous along the sequence dimension. However, in the context of MLA, V inherits per-token quantization scales from the latent cache (\mathbf{c}_{KV}). These scales are aligned with the GEMM’s *reduction dimension*, resulting in a fundamental architectural conflict. Consequently, the conventional post-GEMM dequantization paradigm fails to work as intended.

3.2.2 Scale-Fusion PV Quantization: A Hardware-Algorithm Co-Optimization

To address the quantization scale mismatch, we propose a unified algorithmic design that seamlessly integrates three tightly coupled components, collectively enabling efficient and hardware-optimized quantized PV computation:

(i) **Scale Fusion:** In the first step, we resolve the scale mismatch by leveraging the associative property of multiplication (see **Key Step 2** in Figure 2). The quantization scale of V , denoted S_V , is fused into the attention probability matrix P , resulting in the scaled matrix $P' = P \odot S_V$.

(ii) **Block-Wise Dynamic P Quantization:** Since incorporating S_V modifies the original data distribution and extends the dynamic range of P , we apply block-wise dynamic quantization to P' to maintain robust quantization accuracy. The block size is set to the PV GEMM kernel’s tiling parameter ($BlockN = 64$), ensuring numerical precision across dynamic value ranges while seamlessly integrating with the kernels tiled execution pattern.

(iii) **Implicit Dequantization:** Block-wise P quantization introduces scale variations across blocks. To preserve arithmetic accuracy during tiled accumulation without incurring explicit quantization scaling overhead, we integrate the quantization scaling operation directly into the Softmax function. This integration allows the Softmax function to automatically account for scale differences across blocks. As a result, the Softmax operation performs *implicit dequantization*, ensuring correctly scaled outputs within a unified computational flow. A more detailed description of the online scale fusion mechanism applied to Softmax is provided in Appendix B.

3.2.3 Summary of the Quantized PV Computation Pipeline

We present a reconstructed pipeline comprising four logically sequential stages:

1. **Normalization:** Apply Softmax normalization to P with implicit dequantization.
2. **Scale Fusion:** Integrate S_V into P to obtain P' .
3. **Quantization:** Apply block-wise dynamic quantization to P' to ensure precision.
4. **Computation:** Perform tiled PV GEMM with scale-aware accumulation to obtain O .

Together, these co-designed components seamlessly integrate scale management into the attention computation, eliminating traditional scale mismatches and dequantization overhead, while fully adhering to hardware execution constraints. Additional implementation details for the quantized PV computation can be found in Appendix C.

3.3 End-to-End Dataflow Optimization

While Section 3.2 addresses the computational challenges in quantized attention, this section focuses on mitigating critical *memory and data movement bottlenecks* in the end-to-end pipeline. We propose a systematic optimization strategy consisting of three interconnected layers: (i) fused kernel design to eliminate intermediate memory traffic, (ii) memory subsystem optimization via cache-aware tiling, and (iii) zero-overhead data layout transformation to meet Tensor Core requirements.

3.3.1 Layer 1: Fused Compute-Memory Operators

Fused Token Preparation: Q-Quant and K-Append We replace the traditional sequential workflow comprising statistic computation, quantization, and memory copying with two special-

ized atomic kernels. The **Fused-Q-Quant** kernel consolidates per-token scale calculation, mixed-precision conversion, and *Scale Domain Alignment* (by injecting quantization scales into RoPE dimensions) into a single operation. The **Fused-K-Append** kernel extends this paradigm to KV cache management. In addition to performing quantization and alignment, it integrates PagedAttention-style non-contiguous writes directly into the computational stream. This enables the system to complete quantization, scale alignment, and cache updates in a single kernel launch, thereby eliminating intermediate memory buffers and reducing launch overhead.

Fused Fetch-and-Dequant for Chunk Processing For decoding phases that require high-precision reuse of cached data (e.g., chunk prefill, prefix caching), we introduce the **Fused-Fetch-Dequant** operator. This kernel performs on-the-fly, register-level dequantization immediately after fetching data from the quantized KV cache. By combining the dequantization operation directly with the load instructions, we streamline the memory retrieval and precision conversion into a single step. This eliminates the need for the traditional two-step process loading quantized data into shared memory followed by a separate dequantization kernel, thereby reducing global memory I/O and kernel scheduling latency.

3.3.2 Layer 2: Memory Subsystem Optimization

Cache-Aligned Tiling and Swizzling To fully leverage the benefits of FP8s reduced bit-width, we increase the tiling size along the content dimension from 64 to 128. This strategic adjustment ensures that each atomic memory load operation is aligned with the 128-byte L2 cache lines and the Swizzle-128B shared memory (SMEM) layout in the Hopper architecture. As a result, this access pattern generates fully coalesced Tensor Memory Accelerator (TMA) descriptors, optimizing High Bandwidth Memory (HBM) utilization and eliminating shared memory bank conflicts.

3.3.3 Layer 3: Zero-Overhead Data Layout Transformation

To satisfy the strict *k-major layout constraint* required by FP8 WGMMMA instructions, we implement an in-kernel transformation strategy tailored to our quantized pipeline. This involves two synchronized, fine-grained operations:

(i) **V-Tile Transposition via Register File:** V tensor tiles are transposed using a SMEM \rightarrow RF \rightarrow SMEM routing path, leveraging the Register File for low-latency data reordering.

(ii) **P-Accumulator Byte Permutation:** The accumulator holding intermediate attention scores undergoes byte-level register permutations to match the WGMMMA output layout.

Critically, we schedule these data movements to leverage Hopper’s asynchronous execution capabilities. By overlapping the V transposition and P permutation with the computation intervals of the preceding QK GEMM, we effectively mask their latency. This fine-grained overlap, combined with the extended 64×128 tiling scheme, enables zero-overhead layout adaptation while maintaining full compatibility with the mixed-precision pipeline.

4 Experiments

In this section, we present an extensive evaluation of SnapMLA, assessing its effectiveness from three crucial perspectives: (i) *Benchmark Results* (Section 4.2), where we rigorously evaluate SnapMLA across a wide range of tasks, including general QA, mathematical reasoning, general reasoning, coding, and others, to ensure its robustness across diverse domains; (ii) *Numerical Accuracy* (Section 4.3), focusing on the precision of SnapMLA to verify its ability to preserve data fidelity during quantization; and (iii) *Efficiency Analysis* (Section 4.4), where we evaluate the efficiency of SnapMLA.

4.1 Experimental Setup

Models and Baselines We evaluate state-of-the-art MLA LLMs from two different series: *DeepSeek-V3.1* [2] and *LongCat-Flash-Thinking* [9]. *DeepSeek-V3.1* is a mixture-of-experts (MoE) LLM with 671 billion total parameters, activating 37 billion parameters per token. *LongCat-Flash* is a 560-billion-parameter MoE LLM optimized for computational efficiency. It dynamically allocates

Table 1: Benchmark evaluation results across various task domains.

Benchmark	DeepSeek-V3.1		LongCat-Flash-thinking	
	FlashMLA BF16	SnapMLA (Ours) FP8	FlashMLA BF16	SnapMLA (Ours) FP8
<i>General QA</i>				
MMLU-Pro _(acc)	84.41	84.43	82.60	82.73
MMLU-Redux _(acc)	90.48	90.89	89.30	88.27
<i>Alignment</i>				
IFEval _(strict prompt)	86.32	87.25	86.90	87.80
Arena-Hard _(hard prompt gemini)	57.10	55.50	69.90	70.40
<i>Mathematical Reasoning</i>				
MATH-500 _(Mean@1)	98.80	98.20	99.20	98.80
AIME-24 _(Mean@32)	93.85	93.65	91.87	91.67
AIME-25 _(Mean@32)	87.92	85.42	89.58	88.44
BeyondAIME _(Mean@10)	71.80	69.90	69.50	70.20
<i>General Reasoning</i>				
GPQA-Diamond _(Mean@16)	84.15	82.57	81.50	80.24
ZebraLogic _(Mean@1)	96.10	96.00	95.50	95.00
<i>Coding</i>				
LCB (24.08-25.05) _(Mean@4)	73.46	72.74	79.40	79.74

computational resources by activating between 18.6 billion and 31.3 billion parameters per token, depending on the *Zero-Computation Expert* mechanism. Additionally, it enhances the computation-communication overlap through the *Shortcut-connected MoE* design.

We use FlashMLA [16] (the standard BF16 implementation) as our baseline, serving as the reference for both benchmark accuracy and efficiency performance. FlashMLA is a specialized attention kernel optimized for the MLA proposed by DeepSeek [2], specifically tailored for NVIDIA Hopper GPUs. For the FP8 experiments, we adopt the E4M3 format for efficient KV cache and MLA computation.

Benchmarks The evaluation is conducted across multiple domains using the following benchmarks to ensure a thorough and comprehensive assessment:

- **General QA:** MMLU-Pro [43], a robust re-evaluated version of MMLU [14] that corrects errors and reduces contamination. MMLU-Redux [12], another high-quality variant of the MMLU benchmark.
- **Alignment:** IFEval [52], an instruction-following benchmark consisting of a set of prompts with programmatically verifiable constraints, offering an objective score on the models fidelity to complex instructions. Arena-Hard [22], a benchmark from the Chatbot Arena platform for assessing a models helpfulness and conversational quality on difficult, open-ended user queries.
- **Mathematical Reasoning:** Olympiad-level mathematical benchmarks, including MATH-500 [23], HMMT-25 [15] (Harvard-MIT Mathematics Tournament), AIME-24 [29] and AIME-25 [30] (American Invitational Mathematics Examinations), and BeyondAIME [6].
- **General Reasoning:** GPQA-Diamond [33], a benchmark for evaluating deep reasoning on graduate-level questions across several science domains. ZebraLogic [24], consisting of classic logic grid puzzles that require multi-step deductive reasoning and constraint satisfaction.
- **Coding:** LiveCodeBench (LCB) [17], a dynamic benchmark for evaluating coding problems, with specific problems ranging from 2408 to 2505.

Infrastructure Details All experiments are conducted on a high-performance node equipped with $8 \times$ NVIDIA Hopper architecture GPUs². The GPUs are interconnected via NVLink, ensuring high-bandwidth communication.

²Due to certain restrictions, the specific type of the Hopper series GPU used cannot be disclosed; however, the full codebase is publicly available at <https://github.com/meituan-longcat/SGLang-FluentLLM> to ensure full reproducibility of the reported results.

Table 2: Different quantization configurations for KV cache in the numerical accuracy analysis.

Method	Configuration	KV Cache Quantization	
		Content Part	RoPE Part
<i>SnapMLA (Ours)</i>	<i>Per-Token RoPE-Aware</i>	<i>Per-Token</i>	<i>w/o quantization</i>
Config A	Per-Token RoPE-Unaware	Per-Token	Per-Token
Config B	Per-Tensor Static RoPE-Aware	Per-Tensor Static (Fixed Scale 1.0)	w/o quantization
Config C	Per-Tensor Dynamic RoPE-Aware	Per-Tensor Dynamic	w/o quantization
Config D	Per-Block RoPE-Aware	Per-Block	w/o quantization

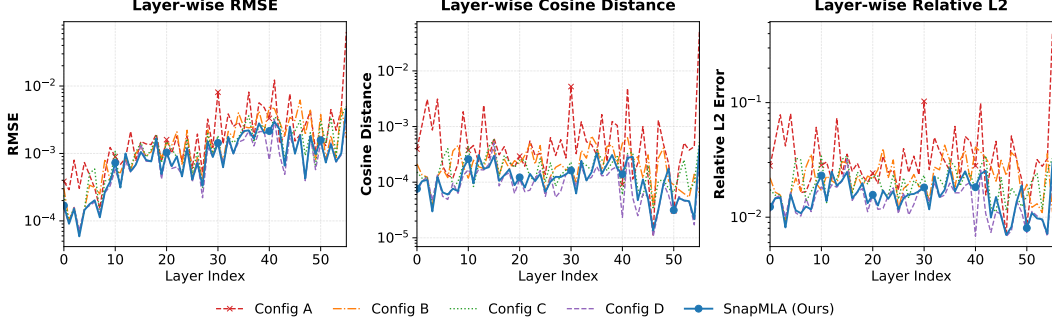


Figure 4: Layer-wise numerical fidelity analysis (context length = 32k). For details on the quantization configurations, please refer to Table 2.

4.2 Benchmark Results

Main Results As shown in Table 1, SnapMLA consistently matches or outperforms FlashMLA across various task domains, even with FP8 quantization. The results demonstrate that SnapMLA maintains negligible accuracy degradation across general QA, alignment, and reasoning tasks, highlighting the effectiveness of our sensitivity-aware mixed-precision strategy. In mathematical reasoning tasks, SnapMLA experiences minimal performance loss, while in coding tasks, it either matches or slightly surpasses FlashMLA. Overall, SnapMLA successfully preserves model performance across diverse tasks, validating its ability to maintain high accuracy while reducing computational overhead.

4.3 Numerical Accuracy

Settings To further evaluate the quantization accuracy of SnapMLA, we performed a layer-wise numerical analysis using real inference data from *LongCat-Flash-Thinking*. We compare the attention outputs from SnapMLA with the BF16 ground truth, evaluating the discrepancies using three metrics: Root Mean Square Error (RMSE), Cosine Difference ($1 - \text{cosine similarity}$), and Relative L2 Error, across all layers. To analyze the impact of quantization errors under different granularities and provide a comprehensive evaluation of SnapMLA’s effectiveness in reducing errors, we also set up four alternative quantization configurations, as detailed in Table 2.

Analysis The layer-wise error comparison, shown in Figure 4, reveals two key insights. First, including RoPE term in the quantization process (*Config A*) results in a substantial increase in error metrics, particularly in the deeper layers. This "error explosion" empirically demonstrates the sensitivity of positional embeddings, underscoring the necessity of our RoPE-aware quantization. Second, as highlighted in the zoomed-in insets, coarse-grained quantization strategies (*Config B & C*) struggle to capture the dynamic range variations across tokens. Even the block-wise strategy (*Config D*) exhibits slightly higher degradation compared to our approach. In contrast, our method, which utilizes RoPE-Aware Per-token quantization, consistently delivers the lowest error rates across all metrics, maintaining numerical accuracy on par with the BF16 baseline.

4.4 Efficiency Analysis

End-to-End Throughput We assess the maximum generation throughput across different parallelism strategies, examining both data parallelism (DP) and tensor parallelism (TP) configurations (DP1/TP8, DP4/TP2, DP8/TP1), as well as varying context lengths ranging from 16k to 128k.

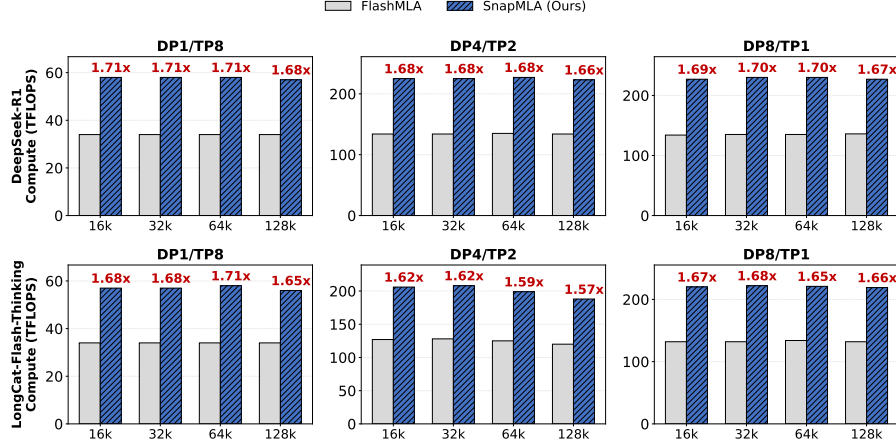


Figure 5: Kernel-level compute performance (TFLOPS). We measure the compute throughput of SnapMLA (blue hatched) versus the FlashMLA baseline (gray) across varying sequence lengths. The workload configurations are derived from the corresponding end-to-end DP/TP settings. Our kernel closely tracks the trajectory of the effective theoretical peak.

As shown in Figure 1, SnapMLA consistently outperforms FlashMLA. The most significant gains are observed in the DP8/TP1 configuration, where the reduced memory footprint of FP8 enables substantially larger batch sizes, resulting in a throughput speedup of up to $1.91\times$. This demonstrates that SnapMLA effectively overcomes the memory bottleneck, enabling high-concurrency inference on constrained hardware resources.

Kernel Efficiency and Roofline Analysis To gain a deeper understanding of the sources of the efficiency gains, we perform a comprehensive analysis of the compute throughput of the SnapMLA kernel under end-to-end workloads. We now derive the effective theoretical peak performance. The computational core of the MLA kernel consists of sixteen FP8 tiles (content term) and one BF16 tile (RoPE term), with the equivalent computational cost in BF16 units reduced from 17 to $16/2 + 1 = 9$. Given the theoretical BF16 peak of 148 TFLOPS for the GPU we used, the effective FP8 peak performance is calculated as:

$$\text{Peak}_{\text{effective}} = 148 \times \frac{17}{9} \approx 279.6 \text{ TFLOPS} \quad (7)$$

As shown in Figure 5, our kernel performance closely aligns with this effective peak, demonstrating that the overhead from pipeline reconstruction and layout transformation is negligible.

Sensitivity to Input Configurations In this section, we assess the kernel’s robustness by evaluating its performance across various input configurations, including the number of heads ($H \in \{16, 32, 64, 128\}$) and multi-token prediction (MTP) settings ($MTP \in \{1, 2\}$), with a fixed batch size of 32.

As illustrated in Figure 6, throughput improves as the number of heads increases, reaching saturation at $H \geq 64$, where it attains approximately **85% of the effective theoretical peak**. Moreover, increasing the query length (MTP=2) provides a moderate performance boost. Throughout all configurations tested, and particularly for standard settings ($H \geq 32$), SnapMLA consistently outperforms the baseline, demonstrating its robustness across varying input conditions.

5 Related Work

5.1 FlashAttention-3 and FP8 Attention Acceleration

The NVIDIA Hopper architecture introduces fourth-generation Tensor Cores, offering substantial throughput gains via FP8 computation. However, unlocking this potential requires adhering to strict hardware constraints: the FP8 WGMMMA instructions mandate that the \mathbf{V} matrix in the PV GEMM be contiguous along the sequence dimension (k -major). This requirement conflicts with the conventional head-contiguous memory layout used in standard attention implementations.

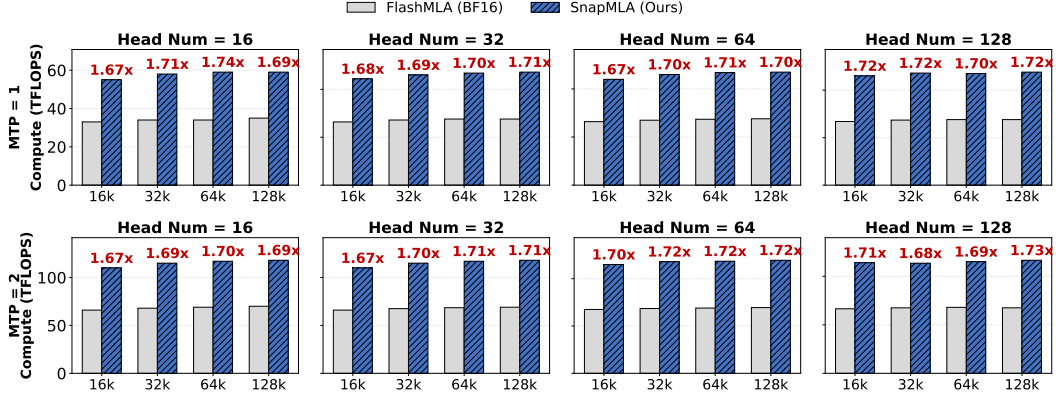


Figure 6: Kernel performance across different input configurations. We evaluate the compute throughput (TFLOPS) with a fixed batch size of 32, varying the number of heads from 16 to 128 and the query token length (MTP, rows) from 1 to 2. The results show that kernel performance improves as the number of heads increases, stabilizing at higher configurations. Additionally, increasing the query length (MTP=2) yields a slight throughput gain compared to the standard decoding setting (MTP=1). Across these configurations, SnapMLA consistently outperforms the baseline.

FlashAttention-3 [16] enables efficient FP8 attention acceleration by resolving this layout mismatch without expensive offline data conversion. Instead of relying on hardware-specific memory instructions, it adopts an on-the-fly transposition strategy within the computation kernel. By dynamically reshaping the V blocks during the loading phase, it aligns the data layout with the Tensor Core requirements while pipelining memory access with computation to hide latency. Furthermore, to align the QK^T GEMM accumulator with the input requirements of the subsequent PV GEMM, FlashAttention-3 utilizes register-level permutations. By ensuring the operands match the specific layout required by WGMMMA instructions, it achieves mathematical exactness while maximizing the utilization of FP8 compute units.

While FlashAttention-3 successfully accelerates standard MHA through this uniform FP8 pipeline, its design premises restrict its direct applicability to MLA. Specifically, MLA’s decoupled RoPE component imposes heterogeneous precision requirements that are incompatible with a uniform FP8 data path. Our work offers a comprehensive solution to this challenge, enabling the efficient and effective FP8 MLA decoding.

5.2 FlashMLA: Architecture-Aware MLA Decoding on NVIDIA Hopper GPUs

FlashMLA [18] is a specialized kernel meticulously engineered for the NVIDIA Hopper architecture to accelerate the decoding phase of the MLA mechanism. Unlike traditional kernels that often suffer from memory-bound bottlenecks, FlashMLA is designed to maximize instruction throughput in compute-bound scenarios by strictly aligning algorithmic execution with hardware resources.

The technical core of FlashMLA lies in its Asynchronous Pipelining. By leveraging the TMA and WGMMMA instructions, the kernel enables direct matrix operations on shared memory, effectively eliminating the pipeline bubbles typically caused by register movement and synchronization. It employs a Warp-Specialized scheduling model where data movement and computation are decoupled through parameterizable buffers, significantly mitigating register file pressure within the SM. Furthermore, its fine-grained TMA-to-GEMM pipeline allows GEMM operations to trigger immediately upon partial data arrival, ensuring continuous Tensor Core saturation. By integrating FP8 quantization, we further optimize the MLA decoding process, enhancing efficiency while preserving high computational accuracy on the Hopper architecture.

6 Conclusion

In this paper, we introduce SnapMLA, an FP8 decoding framework specifically designed to optimize long-context inference for MLA-based LLMs. By leveraging hardware-aware algorithm-kernel co-optimization, our framework effectively addresses the challenges associated with MLA KV cache quantization, quantized MLA computation, and system-level support for FP8 MLA decoding. Extensive experiments show that SnapMLA achieves up to a 1.91x improvement in throughput, with

minimal impact on performance in demanding long-context tasks. These contributions position SnapMLA as an effective framework for efficient decoding of long-context MLA LLMs, ensuring both high computational throughput and the preservation of model accuracy.

References

- [1] Liu A, Mei A, Lin B, et al. Deepseek-v3.2: Pushing the frontier of open large language models. *arXiv preprint arXiv:2512.02556*, 2025.
- [2] Liu A, Feng B, Xue B, et al. Deepseek-v3 technical report. *arXiv preprint arXiv:2412.19437*, 2024.
- [3] Yadagiri Annepaka and Partha Pakray. Large language models: a survey of their development, capabilities, and applications. *Knowledge and Information Systems*, 67(3):2967–3022, 2025.
- [4] Saleh Ashkboos, Amirkeivan Mohtashami, Maximilian L Croci, Bo Li, Pashmina Cameron, Martin Jaggi, Dan Alistarh, Torsten Hoefer, and James Hensman. Quarot: Outlier-free 4-bit inference in rotated llms. *Advances in Neural Information Processing Systems*, 37:100213–100240, 2024.
- [5] Yushi Bai, Xin Lv, Jiajie Zhang, Hongchang Lyu, Jiankai Tang, Zhidian Huang, Zhengxiao Du, Xiao Liu, Aohan Zeng, Lei Hou, et al. Longbench: A bilingual, multitask benchmark for long context understanding. In *Proceedings of the 62nd annual meeting of the association for computational linguistics (volume 1: Long papers)*, pages 3119–3137, 2024.
- [6] ByteDance-Seed. Beyondaime: Advancing math reasoning evaluation beyond high school olympiads, 2025.
- [7] Hooper C, Kim S, Mohammadzadeh H, et al. Kvquant: Towards 10 million context length llm inference with kv cache quantization. In *Advances in Neural Information Processing Systems*, volume 37, pages 1270–1303, 2024.
- [8] Team M L C, Gui A, Li B, et al. Introducing longcat-flash-thinking: A technical report. *arXiv preprint arXiv:2509.18883*, 2025.
- [9] Team M L C, Li B, Lei B, et al. Longcat-flash technical report. *arXiv preprint arXiv:2509.01322*, 2025.
- [10] Yong Chen, Jinghan Zhong, Jianlong Wu, Feng Lyu, Guang Ling, Liying Wang, Tianshuo Li, Xuhong Zhang, Yang Zhang, Haoyi Li, et al. Brain in a vat: On missing pieces towards artificial general intelligence in large language models. *arXiv preprint arXiv:2602.05499*, 2024.
- [11] Elias Frantar, Saleh Ashkboos, Torsten Hoefer, and Dan Alistarh. Gptq: Accurate post-training quantization for generative pre-trained transformers. *arXiv preprint arXiv:2210.17323*, 2022.
- [12] Aryo Pradipta Gema, Joshua Ong Jun Leang, Giwon Hong, Alessio Devoto, Alberto Carlo Maria Mancino, Rohit Saxena, Xuanli He, Yu Zhao, Xiaotang Du, Mohammad Reza Ghasemi Madani, Claire Barale, Robert McHardy, Joshua Harris, Jean Kaddour, Emile van Krieken, and Pasquale Minervini. Are we done with mmlu? *arXiv preprint arXiv:2406.04127*, 2025.
- [13] Daya Guo, Dejian Yang, Haowei Zhang, Junxiao Song, Ruoyu Zhang, Runxin Xu, Qihao Zhu, Shirong Ma, Peiyi Wang, Xiao Bi, et al. Deepseek-r1: Incentivizing reasoning capability in llms via reinforcement learning. *arXiv preprint arXiv:2501.12948*, 2025.
- [14] Dan Hendrycks, Collin Burns, Steven Basart, Andy Zou, Mantas Mazeika, Dawn Song, and Jacob Steinhardt. Measuring massive multitask language understanding. *arXiv preprint arXiv:2009.03300*, 2021.
- [15] HMMT. Hmmt 2025, 2025.

- [16] Shah J, Bikshandi G, Zhang Y, et al. Flashattention-3: Fast and accurate attention with asynchrony and low-precision. In *Advances in Neural Information Processing Systems*, volume 37, pages 68658–68685, 2024.
- [17] Naman Jain, King Han, Alex Gu, Wen-Ding Li, Fanjia Yan, Tianjun Zhang, Sida Wang, Armando Solar-Lezama, Koushik Sen, and Ion Stoica. Livecodebench: Holistic and contamination free evaluation of large language models for code. In *The Thirteenth International Conference on Learning Representations*, 2025.
- [18] Shengyu Liu Jiashi Li. Flashmla: Efficient multi-head latent attention kernels. <https://github.com/deepseek-ai/FlashMLA>, 2025.
- [19] Andrey Kuzmin, Mart Van Baalen, Yuwei Ren, Markus Nagel, Jorn Peters, and Tijmen Blankevoort. Fp8 quantization: The power of the exponent. *Advances in Neural Information Processing Systems*, 35:14651–14662, 2022.
- [20] Haoyang Li, Yiming Li, Anxin Tian, Tianhao Tang, Zhanchao Xu, Xuejia Chen, Nicole Hu, Wei Dong, Qing Li, and Lei Chen. A survey on large language model acceleration based on kv cache management. *arXiv preprint arXiv:2412.19442*, 2024.
- [21] Qingyuan Li, Yifan Zhang, Liang Li, Peng Yao, Bo Zhang, Xiangxiang Chu, Yerui Sun, Li Du, and Yuchen Xie. Fptq: Fine-grained post-training quantization for large language models. *arXiv preprint arXiv:2308.15987*, 2023.
- [22] Tianle Li, Wei-Lin Chiang, Evan Frick, Lisa Dunlap, Tianhao Wu, Banghua Zhu, Joseph E Gonzalez, and Ion Stoica. From live data to high-quality benchmarks: The arena-hard pipeline, April 2024.
- [23] Hunter Lightman, Vineet Kosaraju, Yuri Burda, Harrison Edwards, Bowen Baker, Teddy Lee, Jan Leike, John Schulman, Ilya Sutskever, and Karl Cobbe. Let’s verify step by step. In *The Twelfth International Conference on Learning Representations*, 2023.
- [24] Bill Yuchen Lin, Ronan Le Bras, Kyle Richardson, Ashish Sabharwal, Radha Poovendran, Peter Clark, and Yejin Choi. Zebralogic: On the scaling limits of LLMs for logical reasoning. In *Forty-second International Conference on Machine Learning*, 2025.
- [25] Ji Lin, Jiaming Tang, Haotian Tang, Shang Yang, Wei-Ming Chen, Wei-Chen Wang, Guangxuan Xiao, Xingyu Dang, Chuang Gan, and Song Han. Awq: Activation-aware weight quantization for on-device llm compression and acceleration. *Proceedings of machine learning and systems*, 6:87–100, 2024.
- [26] Aixiu Liu, Bei Feng, Bin Wang, Bingxuan Wang, Bo Liu, Chenggang Zhao, Chengqi Deng, Chong Ruan, Damai Dai, Daya Guo, et al. Deepseek-v2: A strong, economical, and efficient mixture-of-experts language model. *arXiv preprint arXiv:2405.04434*, 2024.
- [27] Hong Liu, Jiaqi Zhang, Chao Wang, Xing Hu, Linkun Lyu, Jiaqi Sun, Xurui Yang, Bo Wang, Fengcun Li, Yulei Qian, et al. Scaling embeddings outperforms scaling experts in language models. *arXiv preprint arXiv:2601.21204*, 2026.
- [28] Zirui Liu, Jiayi Yuan, Hongye Jin, Shaochen Zhong, Zhaozhuo Xu, Vladimir Braverman, Beidi Chen, and Xia Hu. Kivi: A tuning-free asymmetric 2bit quantization for kv cache. *arXiv preprint arXiv:2402.02750*, 2024.
- [29] MAA. Aime 2024, 2024.
- [30] MAA. Aime 2025, 2025.
- [31] NVIDIA. Nvidia h100 tensor core gpu, 2026. Accessed: 2026-02-06.
- [32] Micikevicius P, Stosic D, Burgess N, et al. Fp8 formats for deep learning. *arXiv preprint arXiv:2209.05433*, 2022.
- [33] David Rein, Betty Li Hou, Asa Cooper Stickland, Jackson Petty, Richard Yuanzhe Pang, Julien Dirani, Julian Michael, and Samuel R. Bowman. GPQA: A graduate-level google-proof q&a benchmark. In *First Conference on Language Modeling*, 2024.

- [34] Luohe Shi, Hongyi Zhang, Yao Yao, Zuchao Li, and Hai Zhao. Keep the cost down: A review on methods to optimize llm’s kv-cache consumption. *arXiv preprint arXiv:2407.18003*, 2024.
- [35] Zunhai Su, Qingyuan Li, Hao Zhang, Weihao Ye, Qibo Xue, YuLei Qian, Yuchen Xie, Ngai Wong, and Kehong Yuan. Unveiling super experts in mixture-of-experts large language models. *arXiv preprint arXiv:2507.23279*, 2025.
- [36] Zunhai Su, Wang Shen, Linge Li, Zhe Chen, Hanyu Wei, Huangqi Yu, and Kehong Yuan. Akvq-vl: Attention-aware kv cache adaptive 2-bit quantization for vision-language models. *arXiv preprint arXiv:2501.15021*, 2025.
- [37] Zunhai Su and Kehong Yuan. Kvsink: Understanding and enhancing the preservation of attention sinks in kv cache quantization for llms. *arXiv preprint arXiv:2508.04257*, 2025.
- [38] Mingjie Sun, Xinlei Chen, J Zico Kolter, and Zhuang Liu. Massive activations in large language models. *arXiv preprint arXiv:2402.17762*, 2024.
- [39] Meituan LongCat Team, Anchun Gui, Bei Li, Bingyang Tao, Bole Zhou, Borun Chen, Chao Zhang, Chen Gao, Chen Zhang, Chengcheng Han, et al. Longcat-flash-thinking-2601 technical report. *arXiv preprint arXiv:2601.16725*, 2026.
- [40] Meituan LongCat Team, Bairui Wang, Bin Xiao, Bo Zhang, Bolin Rong, Borun Chen, Chang Wan, Chao Zhang, Chen Huang, Chen Chen, et al. Longcat-flash-omni technical report. *arXiv preprint arXiv:2511.00279*, 2025.
- [41] Mart Van Baalen, Andrey Kuzmin, Suparna S Nair, Yuwei Ren, Eric Mahurin, Chirag Patel, Sundar Subramanian, Sanghyuk Lee, Markus Nagel, Joseph Soriaga, et al. Fp8 versus int8 for efficient deep learning inference. *arXiv preprint arXiv:2303.17951*, 2023.
- [42] Ashish Vaswani, Noam Shazeer, Niki Parmar, Jakob Uszkoreit, Llion Jones, Aidan N Gomez, Łukasz Kaiser, and Illia Polosukhin. Attention is all you need. *Advances in neural information processing systems*, 30, 2017.
- [43] Yubo Wang, Xueguang Ma, Ge Zhang, Yuansheng Ni, Abhranil Chandra, Shiguang Guo, Weiming Ren, Aaran Arulraj, Xuan He, Ziyang Jiang, Tianle Li, Max Ku, Kai Wang, Alex Zhuang, Rongqi Fan, Xiang Yue, and Wenhua Chen. Mmlu-pro: A more robust and challenging multi-task language understanding benchmark. *arXiv preprint arXiv:2406.01574*, 2024.
- [44] He Xiao, Qingyao Yang, Dirui Xie, Wendong Xu, Zunhai Su, Wenyong Zhou, Haobo Liu, Zhengwu Liu, Ngai Wong, et al. Exploring layer-wise information effectiveness for post-training quantization in small language models. *arXiv preprint arXiv:2508.03332*, 2025.
- [45] Jing Xiong, Liyang Fan, Hui Shen, Zunhai Su, Min Yang, Lingpeng Kong, and Ngai Wong. Dope: Denoising rotary position embedding. *arXiv preprint arXiv:2511.09146*, 2025.
- [46] Jing Xiong, Jianghan Shen, Fanghua Ye, Chaofan Tao, Zhongwei Wan, Jianqiao Lu, Xun Wu, Chuanyang Zheng, Zhijiang Guo, Lingpeng Kong, et al. Uncomp: Uncertainty-aware long-context compressor for efficient large language model inference. *arXiv preprint arXiv:2410.03090*, 2024.
- [47] Jing Xiong, Jianghan Shen, Chuanyang Zheng, Zhongwei Wan, Chenyang Zhao, Chiwun Yang, Fanghua Ye, Hongxia Yang, Lingpeng Kong, and Ngai Wong. Parallelcomp: Parallel long-context compressor for length extrapolation. *arXiv preprint arXiv:2502.14317*, 2025.
- [48] Weihao Ye, Qiong Wu, Wenhao Lin, and Yiyi Zhou. Fit and prune: Fast and training-free visual token pruning for multi-modal large language models. In *Proceedings of the AAAI Conference on Artificial Intelligence*, volume 39, pages 22128–22136, 2025.
- [49] Su Z, Chen Z, Shen W, et al. Rotatekv: Accurate and robust 2-bit kv cache quantization for llms via outlier-aware adaptive rotations. *arXiv preprint arXiv:2501.16383*, 2025.
- [50] Chen Zhang, Yang Bai, Jiahuan Li, Anchun Gui, Keheng Wang, Feifan Liu, Guanyu Wu, Yuwei Jiang, Defei Bu, Li Wei, et al. Efficient context scaling with longcat zigzag attention. *arXiv preprint arXiv:2512.23966*, 2025.

- [51] Hengyuan Zhang, Zhihao Zhang, Mingyang Wang, Zunhai Su, Yiwei Wang, Qianli Wang, Shuzhou Yuan, Ercong Nie, Xufeng Duan, Qibo Xue, et al. Locate, steer, and improve: A practical survey of actionable mechanistic interpretability in large language models. *arXiv preprint arXiv:2601.14004*, 2026.
- [52] Jeffrey Zhou, Tianjian Lu, Swaroop Mishra, Siddhartha Brahma, Sujoy Basu, Yi Luan, Denny Zhou, and Le Hou. Instruction-following evaluation for large language models. *arXiv preprint arXiv:2311.07911*, 2023.

A Preliminaries of Low-Bit Quantization

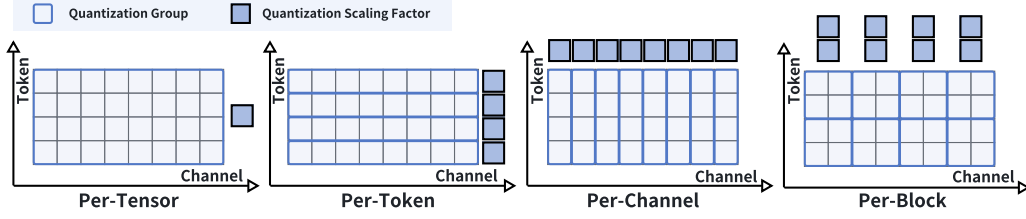


Figure 7: Illustration of various quantization granularities.

Extensive prior research has focused on the quantization of LLMs, addressing both linear layers [11, 25, 7, 21, 44, 51] and KV caches [20, 7, 28, 49, 36]. This technique not only reduces memory footprint and data transfer latency but also facilitates acceleration through low-precision computation kernels. The evolution of hardware has driven a shift from integer (INT) to floating-point (FP) quantization [16, 32, 19]. On older architectures like NVIDIA Ampere, INT quantization prevails, with accuracy enhanced by tailoring weight and activation distributions [25, 4]. Meanwhile, newer generations such as Hopper and Blackwell unlock native support for low-bit FP computation. With its wider dynamic range, FP quantization inherently captures distribution characteristics more effectively [41], yielding higher accuracy than INT at the same bit-width.

The granularity of quantization plays a significant role in determining accuracy, computational efficiency, and engineering feasibility. Typically, several levels of quantization granularity exist (as illustrated in Figure 7), each determined by the method used to apply scaling factors to the input tensor $\mathbf{X} \in \mathbb{R}^{M \times N}$:

(1) *Per-Tensor Quantization*

A single scalar scaling factor $S \in \mathbb{R}^1$ is shared across the entire tensor:

$$\mathbf{X}_q = \text{round} \left(\frac{\mathbf{X}}{S} \right). \quad (8)$$

This method minimizes metadata overhead but may compromise accuracy due to limited adaptability to the tensor’s diverse values.

(2) *Per-Token Quantization*

An independent scaling factor is computed for each token (i.e., each row), resulting in a column vector $S \in \mathbb{R}^{M \times 1}$:

$$\mathbf{X}_q^{(i,:)} = \text{round} \left(\frac{\mathbf{X}^{(i,:)}}{S_i} \right), \quad i = 1, \dots, M. \quad (9)$$

Previous research has shown that significant outlier activation tokens [35, 38] and KV cache outlier tokens [37] exist in LLMs. This approach captures cross-token activation variations, making it particularly effective for handling outliers.

(3) *Per-Channel Quantization*

In this scheme, each channel (i.e., each column) of the tensor is quantized independently using a separate scaling factor. The scaling factors are organized as a vector $S \in \mathbb{R}^{1 \times N}$:

$$\mathbf{X}_q^{(:,j)} = \text{round} \left(\frac{\mathbf{X}^{(:,j)}}{S_j} \right), \quad j = 1, \dots, N. \quad (10)$$

This method allows for more flexibility in capturing variations across different channels [7, 28], improving accuracy over per-tensor quantization.

(4) *Per-Block Quantization*

The tensor is partitioned into fixed $B \times B$ sub-blocks (e.g., 128×128 or 64×64), with each block assigned an independent scaling factor arranged in a matrix:

$$S \in \mathbb{R}^{\lceil \frac{M}{B} \rceil \times \lceil \frac{N}{B} \rceil}. \quad (11)$$

The quantization is then applied per block:

$$\mathbf{X}_q^{(\text{block } (i,j))} = \text{round} \left(\frac{\mathbf{X}^{(\text{block } (i,j))}}{S_{i,j}} \right). \quad (12)$$

This scheme balances accuracy with hardware-friendly block-wise computation, particularly beneficial in scenarios where parallel processing of smaller blocks is required.

B Online Scale Fusion in the Softmax Function

Block-wise P quantization introduces scale variations across blocks. To maintain arithmetic accuracy during tiled accumulation without incurring explicit dequantization overhead, we integrate the quantization scaling factor directly into the iterative Online Softmax process. Specifically, we track two intermediate states during the tiled computation: the normalization statistic L (the accumulated sum of exponentials) and the partial attention output O . To ensure numerical stability and consistent scale handling across blocks, we perform an *implicit dequantization* by modifying the standard Online Softmax update rules.

To ensure hardware efficiency and minimize computational overhead, we introduce a method that fuses the quantization scaling factor S_k with the local maximum $m^{(k)}$ of each block. This approach allows the intermediate states L and O to be updated iteratively while maintaining compatibility with hardware tiling. The following update rules describe how the normalization statistic and the attention output are computed in this hardware-optimized pipeline:

Hardware-Optimized Online Fusion (With L and O Updates) To accommodate hardware tiling, we fuse the scale S_k with the local maximum $m^{(k)} = \max(z_j/S_k)$ for each block k . The states $L^{(k)}$ and $O^{(k)}$ are updated iteratively as follows:

$$L^{(k)} = L^{(k-1)} \cdot e^{(m^{(k-1)} - m^{(k)})} + \sum_{j \in \text{Block } k} e^{(z_j/S_k) - m^{(k)}} \quad (13)$$

$$O^{(k)} = O^{(k-1)} \cdot \left(\frac{L^{(k-1)} \cdot e^{(m^{(k-1)} - m^{(k)})}}{L^{(k)}} \right) + \frac{\sum_{j \in \text{Block } k} (e^{(z_j/S_k) - m^{(k)}} \cdot V_j)}{L^{(k)}} \quad (14)$$

This formulation ensures that the output O is dynamically re-scaled to account for both the shifting maximum $m^{(k)}$ and the block-specific quantization scale S_k , thus eliminating the need for a separate dequantization pass.

C Supplementary Implementation Details for Quantized PV Computation

The Scale Hazard in Double-Buffered Execution The original FlashMLA kernel utilizes a double-buffered pipeline, coordinated by two warp groups (WGs), to parallelize the **PV** computation. A key design feature is the inverted execution order of WG1: it computes the contribution from the second block ($\mathbf{P}_1 \mathbf{V}_1^R$) before the first block ($\mathbf{P}_0 \mathbf{V}_0^R$), maximizing instruction-level overlap and hiding memory latency. However, this optimization introduces a fundamental numerical issue when using FP8 quantization. The problem arises from synchronizing the accumulator \mathbf{O}_{acc} , which holds the running sum of partial results, with the dynamically scaled \mathbf{P} matrices.

- **Problem 1 (Rescaling \mathbf{P}_0):** After processing \mathbf{P}_1 , \mathbf{O}_{acc} resides at the scale of \mathbf{P}_1 . The original strategy rescales \mathbf{P}_0 to match this scale before accumulation. For FP8, this is problematic. The already quantized \mathbf{P}_0 is constrained within a severely limited dynamic range. Applying a large rescaling factor (when $\sigma_{\mathbf{P}_1} \gg \sigma_{\mathbf{P}_0}$) disrupts its value distribution, leading to irreversible precision loss.
- **Problem 2 (Rolling Back \mathbf{O}_{acc}):** The alternative temporarily reverting \mathbf{O}_{acc} to the scale of \mathbf{P}_0 and restoring it later is equally problematic. This approach requires bidirectional rescaling, involving multiplication by both the ratio $\sigma_{\mathbf{P}_0}/\sigma_{\mathbf{P}_1}$ and its reciprocal $\sigma_{\mathbf{P}_1}/\sigma_{\mathbf{P}_0}$. As a result, each scale becomes a denominator in one of these operations. When a significant disparity exists between $\sigma_{\mathbf{P}_0}$ and $\sigma_{\mathbf{P}_1}$, these ratios can explode or vanish, posing a severe risk to numerical stability.

Algorithm 1 Decoding Process with the Dual-WG Pipeline

Require: $\mathbf{q} = [\mathbf{q}_c, \mathbf{q}_r] \in \mathbb{R}^d$ in HBM, with $\mathbf{q}_c \in \mathbb{R}^{d_c}$ (FP8) and $\mathbf{q}_r \in \mathbb{R}^{d_r}$

Require: Cached $\mathbf{K} = [\mathbf{K}_c, \mathbf{K}_r] \in \mathbb{R}^{N \times d}$ and $\mathbf{V} = \mathbf{K}_c$ in HBM, with $\mathbf{K}_c \in \mathbb{R}^{N \times d_c}$ (FP8) and $\mathbf{K}_r \in \mathbb{R}^{N \times d_r}$

Require: Fp8 scaling factors $\sigma_{\mathbf{q}} \in \mathbb{R}$ (for \mathbf{q}_c) and $\sigma_{\mathbf{K}} \in \mathbb{R}^{N \times 1}$ (for \mathbf{K}_c) in HBM

Require: $\sigma_{\mathbf{q}}$ and $\sigma_{\mathbf{K}}$ are pre-injected into \mathbf{q}_r and \mathbf{K}_r

Require: Key block size $B_c = 64$ with $T_c = \lceil \frac{N}{B_c} \rceil$, two warp groups: WG0, WG1.

1: Initialize $p_0, p_1 \in \mathbb{R}^{B_c}$, $\gamma_0, \gamma_1, m = -\infty, \sigma_p = 1.0$ in SRAM

2: Initialize $\mathbf{o}^L = \mathbf{o}^R = (0) \in \mathbb{R}^{\frac{d_c}{2}}$, $\ell = 0$ in Register

3: **for** $j = 0$ **to** $T_c - 1$ **step 2 do**

4: Load $\mathbf{K}_0 = \mathbf{K}_j$, $\mathbf{K}_1 = \mathbf{K}_{j+1}$ in SRAM

5: **Warp Group 0 (WG0)**

```

1:  $\mathbf{s}_j = \mathbf{q} \mathbf{K}_0^\top$ 
2:  $\mathbf{V}_0^L = (\mathbf{K}_0^L)^\top, \mathbf{V}_0^R = (\mathbf{K}_0^R)^\top$ 
3:  $\mathbf{s}_j = \mathbf{s}_j \odot (\sigma_{\mathbf{q}} \sigma_{\mathbf{K}_0}^\top)$ 
4:  $m^{cur} = \max(\mathbf{s}_j), m^{new} = \max(m, m^{cur})$ 
5:  $p_j = \exp(\mathbf{s}_j - m^{new}), \ell^{cur} = \text{sum}(p_j)$ 
6:  $p_j = p_j \odot \sigma_{\mathbf{K}_0}, m^{cur} = \max(p_j)$ 
7:  $\sigma_p^{cur} = m^{cur}/448.0, p_j' = \text{Quant}((; p)_j, \sigma_p^{cur})$ 
8:  $\ell^{cur} = \ell^{cur}/\sigma_p^{cur}$ 
9:  $\gamma = \exp(m - m^{new})\sigma_p/\sigma_p^{cur}$ 
10:  $\mathbf{o}^L = \gamma \mathbf{o}^L, \ell = \gamma \ell + \ell^{cur}$ 
11: Store  $\gamma_0 = \gamma, m = m^{new}, \sigma_p = \sigma_p^{cur}$ 
12: Arrive( $\gamma_0$ Ready)
13: Store  $p_0 = p_j'$ 
14: Arrive( $p_0$ Ready)
15:  $\mathbf{o}^L = \mathbf{o}^L + p_j' \mathbf{V}_0^L$ 
16: Wait( $p_0 \mathbf{V}_0^R$ Issued)
17:  $\mathbf{o}^L = \gamma_1 \mathbf{o}^L, \ell = \gamma_1 \ell$ 
18:  $\mathbf{o}^L = \mathbf{o}^L + p_1 \mathbf{V}_1^L$ 

```

6: **end for**

7: $\ell = \text{BlockReduceSum}(\ell)$

8: Merge $\mathbf{o}_L, \mathbf{o}_R$ and Normalize $\mathbf{o} = \mathbf{o}/\ell$

9: $\mathbf{L} = m + \log(\sigma_p \ell)$

10: Write \mathbf{o}, \mathbf{L} to HBM

11: Return the output \mathbf{o} and the logsumexp \mathbf{L} .

Warp Group 1 (WG1)

```

1:  $\mathbf{s}_{j+1} = \mathbf{q} \mathbf{K}_1^\top$ 
2:  $\mathbf{V}_1^L = (\mathbf{K}_1^L)^\top, \mathbf{V}_1^R = (\mathbf{K}_1^R)^\top$ 
3: Wait( $\gamma_0$ Ready)
4:  $\mathbf{s}_{j+1} = \mathbf{s}_{j+1} \odot (\sigma_{\mathbf{q}} \sigma_{\mathbf{K}_1}^\top)$ 
5:  $m^{cur} = \max(\mathbf{s}_{j+1}), m^{new} = \max(m, m^{cur})$ 
6:  $p_{j+1} = \exp(\mathbf{s}_{j+1} - m^{new}), \ell^{cur} = \text{sum}(p_{j+1})$ 
7:  $p_{j+1} = p_{j+1} \odot \sigma_{\mathbf{K}_1}, m^{cur} = \max(p_{j+1})$ 
8:  $\sigma_p^{cur} = m^{cur}/448.0,$ 
    $p_{j+1}' = \text{Quant}((; p)_{j+1}, \sigma_p^{cur})$ 
9:  $\ell^{cur} = \ell^{cur}/\sigma_p^{cur}$ 
10:  $\gamma = \exp(m - m^{new})\sigma_p/\sigma_p^{cur}$ 
11:  $\mathbf{o}^R = \gamma_0 \mathbf{o}^R, \ell = \gamma \gamma_0 \ell + \ell^{cur}$ 
12: Store  $\gamma_1 = \gamma, m = m^{new}, \sigma_p = \sigma_p^{cur}$ 
13: Store  $p_1 = p_{j+1}'$ 
14: Wait( $p_0$ Ready)
15:  $\mathbf{o}^R = \mathbf{o}^R + p_0 \mathbf{V}_0^R$ 
16: Arrive( $p_0 \mathbf{V}_0^R$ Issued)
17:  $\mathbf{o}^R = \gamma \mathbf{o}^R$ 
18:  $\mathbf{o}^R = \mathbf{o}^R + p_{j+1}' \mathbf{V}_1^R$ 

```

Lossless Pipeline Reconstruction via Order Enforcement To resolve this issue, we abandon the inverted execution logic and enforce a strictly monotonic execution order for WG1: $\mathbf{P}_0 \mathbf{V}_0^R \rightarrow \mathbf{P}_1 \mathbf{V}_1^R$.

This reconstruction guarantees that the accumulators scale updates follow a strict, unidirectional progression, aligned with the computation order. The bidirectional rescaling dependency and the associated risk of division by extreme scale differences is completely eliminated.

Although this serialization alters the original memory-compute overlap pattern, we recover the lost performance by fine-tuning inter-group synchronization barriers and instruction scheduling. The redesigned pipeline, detailed in Algorithm 1, successfully balances the strict numerical stability required for FP8 computation with the high-throughput demands of a production-grade kernel.