

Drawing Your Programs: Exploring the Applications of Visual-Prompting with GenAI for Teaching and Assessment

David H. Smith IV
Virginia Tech
Blacksburg, VA, USA
dhsmith4@vt.edu

S. Moonwara A. Monisha
Virginia Tech
Blacksburg, VA, USA
msheikhmoonwaraa@vt.edu

Annapurna Vadaparty
University of California, San Diego
La Jolla, CA, USA
avadaparty@ucsd.edu

Leo Porter
University of California, San Diego
La Jolla, CA, USA
leporter@ucsd.edu

Daniel Zingaro
University of Toronto, Mississauga
Toronto, ON, Canada
daniel.zingaro@utoronto.ca




Figure 1: Human-GenAI Collaborative Coding at a Whiteboard

Abstract

When designing a program, both novice programmers and seasoned developers alike often sketch out—or, perhaps more famously, whiteboard—their ideas. Yet despite the introduction of natively multimodal Generative AI models, work on Human-GenAI collaborative coding has remained overwhelmingly focused on textual prompts—largely ignoring the visual and spatial representations that programmers naturally use to reason about and communicate their designs. In this proposal and position paper, we argue and provide tentative evidence that this text-centric focus overlooks other forms of prompting GenAI models, such as problem decomposition diagrams functioning as prompts for code generation in their own right enabling new types of programming activities and assessments. To support this position, we present findings from a large introductory Python programming course, where students constructed decomposition diagrams that were used to prompt GPT-4.1 for code generation. We demonstrate that current models are very successful in their ability to generate code from student-constructed diagrams. We conclude by exploring the implications of embracing multimodal prompting for computing education, particularly in the context of assessment.

CCS Concepts

• **Social and professional topics** → **Computing education**; • **Computing methodologies** → **Artificial intelligence**.

Keywords

Problem Decomposition, Human-AI Collaboration, GenAI

1 Introduction

The landscape of computing is changing rapidly, with the continued rise and evolution of generative AI (GenAI) tools and their integration into software development practices [5, 30, 39]. This shift is not only transforming how software is developed, but also leading to reflection on the core competencies and skills across computing education [2, 27, 38]. This, in turn, calls both for pedagogies and tools that allow for the assessment of these skills—particularly at scale—but also for the investigation of novel and engaging approaches to teaching them.

Chief among these skills is prompting: the ability to articulate a typically natural language description of a task such that a GenAI model can successfully generate code from it [8]. Although natural language descriptions—whether spoken or written—are powerful

tools for communication, they are not the only ones used to represent and communicate technical ideas. Seasoned software developers and novice programmers alike often use diagrams [17, 18, 40] and turn to practices such as “whiteboard coding” [3, 6]. Many state-of-the-art GenAI models now being natively multimodal (i.e., supporting text, images, video, speech) opens the door to using diagrams directly as a means of prompting. If program design often relies on diagrams, requiring that they be translated into text for the purposes of prompting GenAI models may be an unwelcome and unnatural redundancy—notably, departing from typical collaborative programming practices.

In this position and proposal paper, we argue that problem decomposition diagrams represent a promising and underexplored modality for Human-GenAI collaboration—one that aligns with how developers naturally reason about software design. We offer a preliminary exploration of the potential for multimodal GenAI models—namely GPT-4.1¹—to interpret and generate code from problem decomposition diagrams provided by students. We first articulate the affordances of visual prompting over text-based approaches, then present a case study demonstrating that student-constructed diagrams can effectively prompt code generation. We conclude by discussing the pedagogical implications of this approach. In particular, if diagrams can effectively serve as prompts for code generation, they could function as both a visual programming interface for novices and a mechanism for providing scalable feedback on decomposition skills.

2 Background

2.1 GenAI in Computing Education

The emergence of GenAI tools which can perform a wide range of programming tasks, has challenged traditional expectations about what computer science students need to understand [31]. As a result, there is rising emphasis on training students to communicate intent through prompts, critically analyze GenAI outputs, and engage in Human-AI collaboration [20, 25]. To understand stakeholder perceptions, Lau and Guo [20] interviewed CS educators from multiple institutions and identified concerns including academic dishonesty and degradation of fundamental programming skills from GenAI overreliance—a sentiment echoed by students [38]. A working group by Prather et al. [27] surveyed developers and instructors, echoing these concerns but also recognizing opportunities to shift training toward emerging skills like prompt engineering, testing and debugging, and Human-GenAI collaborative problem solving. They emphasized scaffolding that enables students to collaborate with AI tools while establishing strong computing foundations. These findings highlight the tension between preparing students for a Human-GenAI collaborative future and ensuring that collaboration does not become detrimental overreliance.

2.2 Diagramming and Sketching

Sketching and diagramming can serve as powerful tools for reasoning by, in effect, expanding working memory by offloading its contents to a page [19]. Similarly, they can be used as a form of communication in collaborative design processes [1, 15, 37] and for

documentation of the results [17]. In the following subsections, we offer a brief overview of how these diagrams manifest, as well as their usage by, and utility for, both novices and experts.

2.2.1 Novice Diagramming and Sketching. Prior work has investigated a variety of sketches used by novices when *reasoning* about programs. Sketching, particularly when tracing through code, has been repeatedly shown to increase success in completing such tasks [22, 41]. Cunningham et al. [7] performed a more recent replication of this work, both reaffirming these findings and expanding them to understand the strategies that were most successful for developing an understanding of the code’s behaviour. This work highlights use of such representations as a medium for distributed cognition in the context of computing education.

Beyond using sketches and diagrams as a means of reasoning about program behavior, other work has investigated the use of diagramming by novices in supporting the *construction* of programs. Though this topic appears to have received comparatively less attention, work by Chapin [4] suggests that the use of “whiteboarding”—drawing out ideas in front of a whiteboard to create or reason about programs—can play an integral role in improving student self-efficacy, improving success at programming activities, increasing collaboration, and facilitating an engaging learning environment. Though this early work is promising, more work has yet to be done to better understand and support novice programmers in both independent and collaborative design via diagramming.

2.2.2 Diagramming in Development Practices. Similar to novices, experts often use sketches and diagrams in a variety of capacities. Cherubini et al. [6] found that software developers often employ sketches and diagrams not only to aid in their own understanding of complex codebases but also as communicative and collaborative tools during discussions, onboarding, and in documentation. These diagrams, unlike those in engineering fields which make use of more formal diagrams—are often *ad hoc* due to the limited expressiveness of more strictly formalized structures of diagramming, like UML.

2.3 Design and Decomposition in CS Education

Decomposition—though always lauded as a critical component of computational thinking [42]—has received increased attention as an essential competency for students to build as they prepare to write code in the age of GenAI-assisted programming [24, 25, 27] and, as a result, one that is in need of modes by which to assess it [36]. However, work aimed at understanding the difficulties students face in designing decompositions, as well as informing pedagogy and tools to assist in developing this skill, appears to be sparse.

Despite this, examples of instructing students in how to engage in problem decomposition show up most explicitly in topics related to object-oriented programming. Seminal textbooks such as *Design Patterns* instruct students in the process of constructing programs using typical object-oriented patterns [13]. In more introductory contexts, *How to Design Programs* provides an example of a text that—in addition to teaching many of the basic constructs of programming—centers the careful design of programs [12]. Perhaps the most recent example of this includes *Learn AI-assisted Python Programming: With GitHub Copilot and ChatGPT* by Porter and

¹<https://platform.openai.com/docs/models/gpt-4.1>

Zingaro [24], which positions problem decomposition as central to the Human-GenAI programming co-design process.

Beyond textbooks, in recent work by Haldeman et al. [16], the authors introduce a conceptual framework for approaching program decomposition in introductory computing courses—notably, from a perspective that heavily leverages concepts from software engineering. They emphasize that decomposition should be viewed from three perspectives: cohesion, reusability, and minimizing the flow of information between components. They propose a suite of scaffolded exercises aimed at building students’ skills in adhering to these principles when developing code.

2.4 Prompting Activities

One central idea in work on CS pedagogy for the GenAI era is that we should prepare students to *communicate with GenAI models to generate code and evaluate the model’s response to ensure its correctness*. To develop these skills, two approaches stand out in the literature: Prompt Problems [8] and Explain in Plain Language (EiPL) questions [31, 35]. In each, students are provided with a representation of a computational task—a visualization for Prompt Problems and a segment of code for EiPL—and are asked to form a natural language description of that representation. That description is used to generate code via a GenAI model with the description awarded marks based on the correctness of the generated code. These approaches have shown great promise, with students widely reporting engagement with the activities [8, 9, 26, 31], are linguistically accessible across a wide variety of languages [21, 28, 34], and have given rise to additional autograding mechanisms [32] and related activities [33] that further bring the approaches into alignment with their intended learning goals.

However, investigations of these approaches have been largely limited to *textual* representations of prompts. This text-centric focus is somewhat limiting from the perspective of allowing students to engage in Human-GenAI collaboration through all supported modalities. Our work seeks to extend prompting into the domain of diagramming—leveraging the multimodal capabilities of modern GenAI models to enable visual prompting for code generation. We explore this idea—both generally as well as how it can be situated in computing education—via a motivating example in the following section.

3 Motivating Examples for Visual Prompting

While textual prompting has dominated research on Human-GenAI collaboration for code generation, particularly in the context of computing education, we argue that exploring the space of *visual prompting* represents a promising and underexplored avenue with particularly exciting affordances and applications in the context of computing education.

3.1 Authenticity of Visual Representations

As discussed in the background, perhaps the best argument for the use of visual prompting via diagramming lies in its authenticity. Both novice and experts alike often use sketches and diagrams as part of their natural workflows to explore and communicate program design [6, 7]. This is, perhaps, unsurprising as diagramming and sketching can serve both as powerful tools for reasoning and

are a natural form by which to communicate relationships and structures among components.

Certain aspects of program design are inherently spatial or relational and may be more naturally expressed through visual rather than textual means.

- **Dependencies:** Which functions call which other functions can be shown through arrows or connecting lines
- **Hierarchies:** Parent-child relationships between components can be represented through nesting or vertical arrangement
- **Data flow:** How data moves through a program can be traced visually
- **Parallelism:** Concurrent or independent operations can be shown through horizontal arrangement

While these relationships can be described in text, doing so often requires verbose explanations that may be less immediately clear than their visual counterparts.

3.2 Reduced Extraneous Cognitive Load

In the context of computing education, the issue of cognitive load is of particular importance as, when students are in the process of learning a new skill, the management of extraneous cognitive load can be critical to ensuring students are not overloaded when engaging with the activity [11, 14]. Related to the section above, when students are constructing a program consisting of multiple functions or perhaps even multiple files, it is often most authentic for them to do so using diagrams which also act as a form of distributed cognition [7].

When moving from the diagram to the process of constructing the program via prompting, the translation from visual representation to textual description is both inefficient and may undermine the affordances of diagramming in the first place. Consider the workflow comparison:

- **Text-based prompting:** Mental model → Diagram (optional) → Text description → Code
- **Visual prompting:** Mental model → Diagram → Code

By removing the intermediate translation to text, visual prompting reduces the number of representational transformations required. This may be particularly beneficial for novice programmers, who already face substantial cognitive demands when learning to program and may struggle to articulate their designs—which will likely rely on visual cues such as boxes, arrows, nesting, etc—in precise natural language.

3.3 New Forms of Assessment and Activities

Finally, and perhaps most excitingly, visual prompting opens the door to new forms of assessment and learning activities. If students can construct diagrams, and those diagrams can be evaluated with or used to generate code via multimodal GenAI models, this gives way to new forms of assessment that may rely heavily on diagrams and new forms of activities that can engage students in novel ways by allowing them to effectively “draw” programs.

3.3.1 Diagramming Assessment. In summative contexts, similar to the autograding procedure used for both Prompt problems [8] and Explain in Plain Language questions [31], students could provide

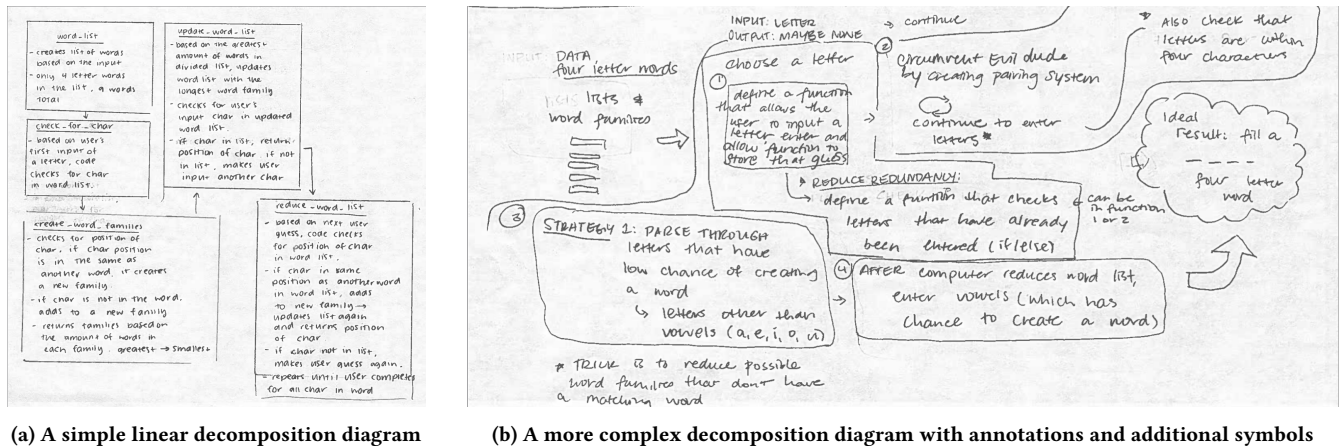


Figure 2: Two examples of program decomposition diagrams collected from the dataset.

their diagram representing a proposed solution to a given problem. That diagram could then be used to generate code for that solution and that code could be tested to ensure its functionality meets the question author’s expectations. Importantly, because students define their own functions and program structure, such assessments would have to rely on end-to-end behavioral testing rather than a simple suite of unit tests targeting specific functions. Such an approach would allow for the at-scale automated assessment of a wide variety of diagram types.

- (1) **Entity-Relationship Diagrams (ERDs):** Students construct ERDs that are used to generate database schemas. The resulting schema can be tested against queries that verify it correctly represents the specified domain.
- (2) **Program Decomposition Diagrams:** Students construct diagrams depicting function structure and relationships. The generated code can be evaluated against behavioral test cases that verify the program meets its specification (e.g., verifying the win condition of a game).
- (3) **UML Class Diagrams:** Students design class structures that are used to generate object-oriented code. Test harnesses can then verify that instantiated objects exhibit expected behaviors.

In each case, the diagram functions as a specification—a visual prompt—and the quality of that specification is assessed through the behavioral correctness of the code it produces. This shifts the assessment focus from the manual production of code to problem specification, aligning with emerging perspectives on essential skills for Human-GenAI collaborative programming [24].

3.3.2 Program Sketching Activities. Beyond pure assessment, code generation from diagrams enables a new class of formative learning activities centered on iterative design. Students can sketch a decomposition for a given task, observe the code it generates, execute that code against provided test cases, and refine their diagram until the generated program meets the behavioral specification. This mirrors the iterative refinement process observed in Prompt Problems [8] and Explain in Plain Language questions [31] but operates in a visual modality that may be more suitable for articulating program structure. The feedback loop of “sketch, generate,

test, revise” could aid students in developing an intuition for how representations of design decisions ultimately manifest as code and behaviors, thus acting as a bridge for understanding the connection between abstract representation and concrete implementation.

4 Case Study

To explore the viability of diagrams as a form of visual prompting, we conducted a study examining student program decomposition diagrams and their effectiveness in generating functional programs. This case study provides preliminary empirical support for the viability of this approach and supports the notion that further work should be done to explore the design of pedagogical tools and practices that leverage visual prompting via diagrams.

4.1 Data Collection

We conducted a study in a large introductory computer science course at a large research university in the United States. In total, 133 students participated in this study. Collection and analysis of this data was approved by the university’s Institutional Review Board (IRB).

As an in-person course assignment, students were given a detailed description and worked example of the game “Evil Hangman”—a variant of the game hangman where the system, rather than picking a single word and having the user guess it one letter at a time, iteratively refines a set of possible words. This set of words is always consistent with the user’s guesses, and is kept as large as possible after each guess to make it difficult for the user to reduce this set to a single word.² Students were then given fifty minutes to construct a program decomposition diagram for the implementation of this game on a single letter sized (8.5x11in/21.5cmx28cm) piece of paper. Two examples of decomposition diagrams given by students are shown in Figure 2.

We then used GPT-4.1 to generate code from these diagrams, prompting the model with only the diagram image and minimal instructions to implement “a program” based on the depicted decomposition—providing no external context about the Evil Hangman task itself or even that it was a word guessing game.

²<http://nifty.stanford.edu/2011/schwarz-evil-hangman/>

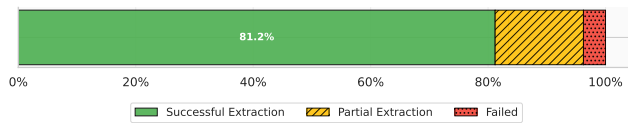


Figure 3: Proportion of successful versus only partially successful function extractions.

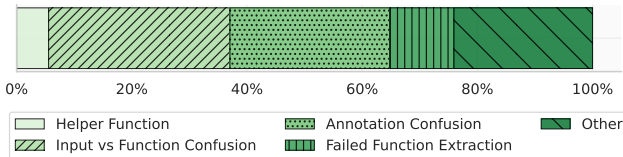
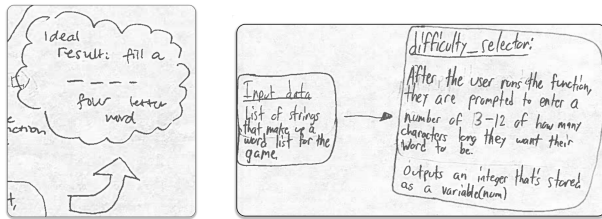


Figure 4: Sources of code deviations and errors linked to diagram interpretation.



(a) Speech bubble interpreted by GenAI as a func. that GenAI interpreted as a function.

Figure 5: Examples of ambiguous function definitions from student-generated decomposition diagrams.

4.2 Analysis

To evaluate function extraction quality, two researchers independently coded each diagram for the number of functions present (inter-rater reliability: $r = 0.97$), then reconciled disagreements to reach consensus. We compared both the quantity and content of functions extracted by each prompt type against this ground truth, categorizing outputs as *Fully*, *Partially*, or *Failed* based on whether the generated function names and docstrings were in alignment with those defined in the diagrams.

4.3 Results

The GenAI model showed strong ability to extract functions from student-generated diagrams, achieving a correlation of $r = 0.776$ ($p < 0.001$) between the number of human-identified functions and the number of functions generated. The model achieved an 81.2% success rate in fully extracting the function structure defined in student diagrams (Figure 3).

When deviations occurred, models consistently generated more functions than human raters identified (Figure 4). To understand these deviations, we coded functions by source of deviation and explore the most common reasons below.

Unclear Representations and Annotations Though students generally followed a predictable pattern of denoting functions through boxes or clearly delineated groups of text, in many cases they added additional annotations to help define the behavior of their decompositions. These annotations often manifested as either

external notes intended to clarify function or program behavior (Figure 5b). Misinterpretation of function annotations—leading to generation of additional functions—was the second most common reason the model produced more functions than identified by humans.

Ambiguity Between Function Names and Input One primary difference between functions identified by humans and those generated by GenAI was the distinction between representations of functions and annotations representing input. In many cases students represented program input of guesses, words, or other inputs as a box with a label (Figure 5b). This could be considered a minor difference as, if such input representations had been considered by human raters as independent functions, it likely would have significantly improved between the human perceived number of functions in the diagram and the number generated.

Generated Helper Functions In several cases where a generated program contained more functions than anticipated by human raters, this was due to “helper functions” containing functionality not explicitly specified in the students’ diagram. Examples include functions for displaying game state, loading word banks, and introducing error handling.

Failed Function Extractions As might be expected, a common source of error for programs containing fewer functions than anticipated was failure to extract those functions. Upon closer inspection, this was likely due to common causes of difficulty reading such diagrams: poor handwriting, incomplete portions of diagrams, and other legibility issues.

Key Takeaway: GenAI was largely effective at extracting functions from decomposition diagrams, with mismatches appearing primarily attributable to ambiguity in students’ bespoke diagramming approaches or general legibility.

5 Discussion

Our preliminary results are promising with respect to the efficacy of generating code from diagrams. As such, this discussion focuses on the implications for teaching and assessment in the context of computing education with respect to some of the applications discussed in our motivating examples for visual prompting listed in Section 3.

5.1 Implications for Diagramming Guidelines

Our results indicate that state-of-the-art GenAI models perform reasonably well at extracting functions and composing programs from student-generated problem decomposition diagrams, respectively. However, ambiguities can arise from how functions and inputs are annotated and represented. Such ambiguities extend an early concern of Dijkstra’s [10] relating to natural language programming—that the lack of formalism inherent to natural language would make it an unreliable medium for constructing programs.

The virtue of formal texts is that their manipulations, in order to be legitimate, need to satisfy only a few simple rules; they are, when you come to think of it,

an amazingly effective tool for ruling out all sorts of nonsense that, when we use our native tongues, are almost impossible to avoid.

It appears, from our results, that this concern may apply to decomposition diagrams. To reduce such ambiguities, it may be advisable to provide students with clear guidelines on how to represent functions and their connections within diagrams. This may not only be pedagogically beneficial [23, 29]—by scaffolding the diagramming task itself—but also improve interpretability for both GenAI models and human readers.

A semi-structured diagramming approach could offer the dual benefit of guiding students in constructing effective diagrams while still allowing them to break the rules at their discretion to explore how changes in representation affect outcomes. This may strike a balance between a structured diagramming approach and the full expressiveness made possible through sketching on paper. Semi-structured approaches may preserve the proposed cognitive benefits of visual representation (Section 3.2) while reducing interpretation errors on the part of the GenAI model.

5.2 Implications for Developing Autograders

Section 3.3.1 proposed that diagrams could function as visual prompts for automated assessment where students submit a diagram, the model generates code, and that code is evaluated against behavioral test cases. Our findings suggest this vision is feasible, but they also surface several challenges that should be addressed before such autograders can be deployed reliably.

Challenge 1: How should generated code be evaluated? In the context of program decomposition diagrams, students define their own functions, making traditional unit testing against specific signatures not viable for assessing functional correctness. Instead, assessments must rely on end-to-end behavioral testing by simulating input and verifying output. However, behavioral correctness alone does not capture whether a student’s diagram reflects sound design principles. A program that passes all tests may still exhibit poor structure, sidestepping the core learning objective. Static analysis techniques could provide complementary feedback on decomposition quality, aligning with frameworks that emphasize cohesion, reusability, and minimal information flow between components [16]. Effective autograding will likely require both approaches with behavioral testing to verify functionality and static analysis to assess the quality of the design itself.

Challenge 2: What counts as success when GenAI interpretation of a diagram deviates from the actual diagram? Our results showed that the model often produced code that deviated from student intent—adding helper functions, interpreting annotations as operations, or conflating inputs with functions. In many cases, these deviations may still yield code that passes behavioral tests. If an ambiguous diagram is interpreted in a way that happens to work, has the student demonstrated decomposition skill? Future work should address how these deviations impact the quality of the evaluation performed by autograders that leverage a code generation based approach.

Challenge 3: Is generation consistent enough for fair grading? Our study did not test whether the same diagram, submitted multiple times, produces functionally equivalent code. Given the non-deterministic nature of large language models, a student’s grade could depend on which interpretation the model happened to produce on a given run. Borrowing from work on EiPL questions [31, 33], addressing this may require multiple generation runs in order to ensure students’ descriptions are unambiguous and therefore able to generate functionally equivalent code multiple times.

6 Limitations

As with all work, this paper has limitations—particularly given its more exploratory focus for the purpose of guiding future system design and evaluations. Our evaluation relies on a single model—OpenAI’s GPT 4.1—and a single prompt, which, while state of the art, limits the generalizability of our results to other models and approaches. Similarly, our evaluation was limited to decomposition diagrams of a single task. Results may have differed had an alternative task or a collection of tasks been used instead. As such, future work should explore a broader range of tasks, models, and prompt strategies to gain a fuller understanding of the design space for supporting code generation from decomposition diagrams.

7 Conclusion

In this proposal and position paper, we have argued that problem decomposition diagrams represent a promising and underexplored modality for Human-GenAI collaboration as well as one that aligns with how students naturally sketch out their ideas when learning to program. This approach opens the door to numerous exciting possibilities, namely the use of sketches as a means of prompting for code generation and, therefore, something of a novice friendly programming interface in its own right. Future work in both extending and informing the use of this approach should consider other approaches for providing students with automated feedback on their diagrams and supporting students in prototyping early designs of larger programs in formative contexts.

Acknowledgments

Generative AI tools were used to assist with copy-editing and rewording during the preparation of this manuscript as well as the creation of the teaser image. The authors reviewed all suggestions and take full responsibility for the content.

References

- [1] Sebastian Baltes and Stephan Diehl. 2014. Sketches and diagrams in practice. In *Proceedings of the 22nd ACM SIGSOFT International Symposium on Foundations of Software Engineering*. 530–541.
- [2] Brett A Becker, Paul Denny, James Finnie-Ansley, Andrew Luxton-Reilly, James Prather, and Eddie Antonio Santos. 2023. Programming is hard—or at least it used to be: Educational opportunities and challenges of ai code generation. In *Proceedings of the 54th ACM Technical Symposium on Computer Science Education V. 1*. 500–506.
- [3] John Chapin and Bradley Bowen. 2023. Whiteboarding: A Tool to Improve CS1 Student Self-Efficacy. In *Proceedings of the ACM Conference on Global Computing Education Vol 1*. 36–42.
- [4] John Andrew Chapin. 2022. The Effect of Whiteboarding on Student Self-Efficacy in the Computer Science Classroom. (2022).
- [5] Haowei Cheng, Jati H Husen, Yijun Lu, Teerada Racharak, Nobukazu Yoshioka, Naoyasu Ubayashi, and Hironori Washizaki. 2024. Generative AI for

- Requirements Engineering: A Systematic Literature Review. *arXiv preprint arXiv:2409.06741* (2024).
- [6] Mauro Cherubini, Gina Venolia, Rob DeLine, and Amy J Ko. 2007. Let's go to the whiteboard: how and why software developers use drawings. In *Proceedings of the SIGCHI conference on Human factors in computing systems*. 557–566.
 - [7] Kathryn Cunningham, Sarah Blanchard, Barbara Ericson, and Mark Guzdial. 2017. Using tracing and sketching to solve programming problems: Replicating and extending an analysis of what students draw. In *Proceedings of the 2017 ACM Conference on international computing education research*. 164–172.
 - [8] Paul Denny, Juho Leinonen, James Prather, Andrew Luxton-Reilly, Thezyrie Amarouche, Brett A Becker, and Brent N Reeves. 2024. Prompt Problems: A new programming exercise for the generative AI era. In *Proceedings of the 55th ACM Technical Symposium on Computer Science Education V. 1*. 296–302.
 - [9] Paul Denny, David H Smith IV, Max Fowler, James Prather, Brett A Becker, and Juho Leinonen. 2024. Explaining code with a purpose: An integrated approach for developing code comprehension and prompting skills. In *Proceedings of the 2024 on Innovation and Technology in Computer Science Education V. 1*. 283–289.
 - [10] Edsger W Dijkstra. 1978. On the foolishness of “natural language programming”. In *Program Construction: International Summer School*. Springer, 51–53.
 - [11] Rodrigo Duran, Albina Zavgorodniaia, and Juha Sorva. 2022. Cognitive Load Theory in Computing Education Research: A Review. *ACM Trans. Comput. Educ.* 22, 4, Article 40 (Sept. 2022), 27 pages. <https://doi.org/10.1145/3483843>
 - [12] Matthias Felleisen, Robert Bruce Findler, Matthew Flatt, and Shriram Krishnamurthi. 2018. *How to design programs: an introduction to programming and computing*. Mit Press.
 - [13] Erich Gamma, Richard Helm, Ralph Johnson, John Vlissides, and Design Patterns. 1995. Elements of reusable object-oriented software. *Design Patterns* 1 (1995), 417.
 - [14] Stuart Garner. 2002. Reducing the Cognitive Load on Novice Programmers. In *Proceedings of ED-MEDIA 2002: World Conference on Educational Multimedia, Hypermedia & Telecommunications*. Association for the Advancement of Computing in Education (AACE), Denver, Colorado.
 - [15] Gabriela Goldschmidt. 2007. To see eye to eye: the role of visual representations in building shared mental models in design teams. *CoDesign* 3, 1 (2007), 43–50.
 - [16] Georgiana Haldeman, Judah Robbins Bernal, Alec Wydra, and Paul Denny. 2025. Teaching Program Decomposition in CS1: A Conceptual Framework for Improved Code Quality. In *Proceedings of the 56th ACM Technical Symposium on Computer Science Education V. 1*. 443–449.
 - [17] Devamardeep Hayatpur, Brian Hempel, Kathy Chen, William Duan, Philip Guo, and Haijun Xia. 2024. Taking ascii drawings seriously: How programmers diagram code. In *Proceedings of the 2024 CHI Conference on Human Factors in Computing Systems*. 1–16.
 - [18] Bruce C Hungerford, Alan R Hevner, and Rosann W Collins. 2004. Reviewing software diagrams: A cognitive study. *IEEE Transactions on Software Engineering* 30, 2 (2004), 82–96.
 - [19] David Kirsh. 2010. Thinking with external representations. *AI & society* 25, 4 (2010), 441–454.
 - [20] Sam Lau and Philip Guo. 2023. From “Ban it till we understand it” to “Resistance is futile”: How university programming instructors plan to adapt as more students use AI code generation and explanation tools such as ChatGPT and GitHub Copilot. In *Proceedings of the 2023 ACM Conference on International Computing Education Research-Volume 1*. 106–121.
 - [21] Mingda Li, Abhijit Mishra, and Utkarsh Mujumdar. 2024. Bridging the Language Gap: Enhancing Multilingual Prompt-Based Code Generation in LLMs via Zero-Shot Cross-Lingual Transfer. *arXiv preprint arXiv:2408.09701* (2024).
 - [22] Raymond Lister, Elizabeth S. Adams, Sue Fitzgerald, William Fone, John Hamer, Morten Lindholm, Robert McCartney, Jan Erik Moström, Kate Sanders, Otto Seppälä, Beth Simon, and Lynda Thomas. 2004. A multi-national study of reading and tracing skills in novice programmers. In *Working Group Reports from ITiCSE on Innovation and Technology in Computer Science Education* (Leeds, United Kingdom) (ITiCSE-WGR '04). Association for Computing Machinery, New York, NY, USA, 119–150. <https://doi.org/10.1145/1044550.1041673>
 - [23] Roy D Pea. 2018. The social and technological dimensions of scaffolding and related theoretical concepts for learning, education, and human activity. In *Scaffolding*. Psychology Press, 423–451.
 - [24] Leo Porter and Daniel Zingaro. 2024. *Learn AI-assisted Python programming: with github copilot and ChatGPT*. Simon and Schuster.
 - [25] James Prather, Paul Denny, Juho Leinonen, Brett A Becker, Ibrahim Albluwi, Michelle Craig, Hieke Keuning, Natalie Kiesler, Tobias Kohn, Andrew Luxton-Reilly, et al. 2023. The robots are here: Navigating the generative ai revolution in computing education. In *Proceedings of the 2023 working group reports on innovation and technology in computer science education*. 108–159.
 - [26] James Prather, Paul Denny, Juho Leinonen, David H Smith IV, Brent N Reeves, Stephen MacNeil, Brett A Becker, Andrew Luxton-Reilly, Thezyrie Amarouche, and Bailey Kimmel. 2024. Interactions with prompt problems: A new way to teach programming with large language models. *arXiv preprint arXiv:2401.10759* (2024).
 - [27] James Prather, Juho Leinonen, Natalie Kiesler, Jamie Gorson Benario, Sam Lau, Stephen MacNeil, Narges Norouzi, Simone Opel, Vee Pettit, Leo Porter, et al. 2025. Beyond the Hype: A Comprehensive Review of Current Trends in Generative AI Research, Teaching Practices, and Tools. *2024 Working Group Reports on Innovation and Technology in Computer Science Education* (2025), 300–338.
 - [28] James Prather, Brent N Reeves, Paul Denny, Juho Leinonen, Stephen MacNeil, Andrew Luxton-Reilly, João Orvalho, Amin Alipour, Ali Alfageeh, Thezyrie Amarouche, et al. 2025. Breaking the programming language barrier: Multilingual prompting to empower non-native English learners. In *Proceedings of the 27th Australasian Computing Education Conference*. 74–84.
 - [29] Brian J Reiser. 2018. Scaffolding complex learning: The mechanisms of structuring and problematizing student work. In *Scaffolding*. Psychology Press, 273–304.
 - [30] Tolga Şimşek, Çağlar Gülşeni, and Gökken Arkali Olcay. 2024. The Future of Software Development With GenAI: Evolving Roles of Software Personas. *IEEE Engineering Management Review* (2024).
 - [31] David H Smith IV, Paul Denny, and Max Fowler. 2024. Prompting for comprehension: Exploring the intersection of explain in plain english questions and prompt writing. In *Proceedings of the Eleventh ACM Conference on Learning@Scale*. 39–50.
 - [32] David H Smith IV, Max Fowler, Paul Denny, and Craig Zilles. 2025. Counting the Trees in the Forest: Evaluating Prompt Segmentation for Classifying Code Comprehension Level. In *Proceedings of the 30th ACM Conference on Innovation and Technology in Computer Science Education V. 1*. 37–43.
 - [33] David H Smith IV, Max Fowler, Paul Denny, and Craig Zilles. 2025. ReDefining Code Comprehension: Function Naming as a Mechanism for Evaluating Code Comprehension. In *Proceedings of the 30th ACM Conference on Innovation and Technology in Computer Science Education V. 1*. 44–50.
 - [34] David H Smith IV, Viraj Kumar, and Paul Denny. 2024. Explain in plain language questions with Indic languages: Drawbacks, affordances, and opportunities. In *Annual ACM India Compute Conference*. Springer, 3–17.
 - [35] David H Smith IV and Craig Zilles. 2024. Code Generation Based Grading: Evaluating an Auto-grading Mechanism for “Explain-in-Plain-English” Questions. In *Proceedings of the 2024 on Innovation and Technology in Computer Science Education V. 1*. 171–177.
 - [36] Samvrit Srinath, Annapurna Vadaparty, David H. Smith IV, Leo Porter, and Daniel Zingaro. 2025. Assessing Problem Decomposition in CS1 for the GenAI Era. *arXiv:2511.05764 [cs.CY]* <https://arxiv.org/abs/2511.05764>
 - [37] John C Tang. 1991. Findings from observational studies of collaborative work. *International Journal of Man-machine studies* 34, 2 (1991), 143–160.
 - [38] Annapurna Vadaparty, Daniel Zingaro, David H Smith IV, Mounika Padala, Christine Alvarado, Jamie Gorson Benario, and Leo Porter. 2024. Cs1-llm: Integrating llms into cs1 instruction. In *Proceedings of the 2024 on Innovation and Technology in Computer Science Education V. 1*. 297–303.
 - [39] Poonkuzhali Vasudevan and Sandeep Reddivari. 2025. The Role of Generative AI Models in Requirements Engineering: A Systematic Literature Review. In *Proceedings of the 2025 ACM Southeast Conference*. 188–194.
 - [40] Jagoda Walny, Jonathan Haber, Marian Dörk, Jonathan Sillito, and Sheelagh Carpendale. 2011. Follow that sketch: Lifecycles of diagrams and sketches in software development. In *2011 6th international workshop on visualizing software for understanding and analysis (VISsOFT)*. IEEE, 1–8.
 - [41] Jacqueline Whalley, Christine Prasad, and PK Ajith Kumar. 2007. Decoding doodles: novice programmers and their annotations. In *ACM International Conference Proceeding Series*, Vol. 239. 171–178.
 - [42] Jeannette M Wing. 2006. Computational thinking. *Commun. ACM* 49, 3 (2006), 33–35.