

Overview of the TREC 2025 RAGTIME Track

Dawn Lawrie,[†] Sean MacAvaney,[‡] James Mayfield,[†]
Luca Soldaini,^{*} Eugene Yang,[†] Andrew Yates[†]

[†]Johns Hopkins University Human Language Technology Center of Excellence,

[‡]University of Glasgow, ^{*}Allen Institute for AI

lawrie@jhu.edu, sean.macavaney@glasgow.ac.uk, mayfield@jhu.edu

lucas@allenai.org, eugene.yang@jhu.edu, andrewyates@jhu.edu

ABSTRACT

The principal goal of the RAG TREC Instrument for Multilingual Evaluation (RAGTIME) track at TREC is to study report generation from multilingual source documents. The track has created a document collection containing Arabic, Chinese, English, and Russian news stories. RAGTIME includes three task types: Multilingual Report Generation, English Report Generation, and Multilingual Information Retrieval (MLIR). A total of 125 runs were submitted by 13 participating teams (and as baselines by the track coordinators) for three tasks. This overview describes these three tasks and presents the available results.

1 INTRODUCTION

This is the first year of the RAG TREC Instrument for Multilingual Evaluation (RAGTIME) track at TREC.¹ RAGTIME provides an opportunity to study Retrieval-Augmented Generation (RAG) systems in the context of a long-form report generation task where systems create reports in one language that summarize the content of documents in several languages.

The RAGTIME report generation tasks are intended to assess how well systems can produce a report detailing relevant facts from retrieved documents. These tasks feature detailed report requests consisting of both a problem statement and a user background, a document collection covering four languages, and an emphasis on evaluating whether each claim in a report is supported by a citation into the document collection. Task participants are provided with a set of detailed report requests in English and asked to generate an English human-readable report that discuss relevant information from retrieved documents and correctly cites those documents in the report. Report requests consist of both a problem statement and a background. Depending on the task version, documents are either in Arabic, Chinese, English, and Russian (Multilingual Report Generation) or only in English (Monolingual Report Generation).

RAGTIME 2025 also offers a Multilingual Information Retrieval (MLIR) task. In this supporting task, participants are provided with a report request and asked to return a ranked list of documents relevant to the report. The purpose of this task is to encourage RAG-specific retrieval research and to enrich judgment pools to improve the reusability of the RAGTIME collection.

The remainder of this paper is organized as follows. We begin with a summary of the Report Generation and Multilingual Information Retrieval tasks, including a detailed description of the document collections, the 2025 report requests, and the assessment process. This is followed by an overview of results from the thirteen

participating teams. Finally, we discuss future directions, including what will change in RAGTIME 2026, and conclude.

2 MULTILINGUAL REPORT GENERATION

Multilingual information retrieval (MLIR) solves one problem—it ranks documents relative to a query in other languages; but it creates another—someone has to read all those documents! This is not just a matter of the time and effort required—some searchers may also not be able to read documents in their original language. The goal of the Multilingual Report Generation task is to address both of these challenges by creating concise focused reports (i.e., multi-document summaries) in the language of the report request (which in our case is English). Each report is based on documents from four languages in the RAGTIME collection (Arabic, Chinese, English, and Russian). These reports are evaluated based on the degree to which they use correctly cited references to documents in the specified collection to answer questions that the report requester wished answered using the procedure proposed by Mayfield et al. [2]. To encourage participation and support the Multilingual Report Generation task, RAGTIME also offers a Monolingual Report Generation task and a Multilingual Information Retrieval task.

2.1 Monolingual English Report Generation

RAGTIME provides a monolingual version of the report generation task for participants who prefer to focus on report generation without the need to handle multilingual documents. This task uses an English subset of the RAGTIME collection. Otherwise, it is identical to the Multilingual Report Generation task.

2.2 Multilingual Information Retrieval (MLIR)

This task expects systems to search all four document collections and produce a single unified ranked list. This task builds on the Multilingual Information Retrieval tasks at NeuCLIR 2023 and 2024. However, unlike the MLIR tasks at NeuCLIR, the RAGTIME MLIR topics consist of the entire report request rather than a traditional TREC title, description, and narrative. This aligns the topics with the report requests used in the Report Generation tasks.

3 DOCUMENTS

All tasks used the same RAGTIME1 collection, which contain CommonCrawl News articles² in Arabic, Chinese, English, and Russian. In the case of the Monolingual English task, only the English subset of the collection is used.

¹<https://trec-ragtime.github.io/>

²<https://commoncrawl.org/2016/10/news-dataset-available/>

The documents were obtained by the CommonCrawl service between August 1, 2021 and July 31, 2024. Text was extracted from each source web page Language id performed by GlotLID v3, which the FineWeb folks at HuggingFace recommended. Short and long documents were filtered from the collection. Short documents were determined by token count. Documents under 100 tokens based on the GPT-4 tokenizer were removed. Long documents were determined by character count. The maximum number of characters in a document is 24,000 characters. The crawl date was associated with each document, which given the timeframe of the collection is generally very close to when the document was published. In order to balance the collection, a sample of 915 documents per day per language was taken. This led to just over one million documents in the collection per language. Final collection statistics appear in Table 1.

RAGTIME1 can be downloaded from Huggingface Datasets.³ The collection is distributed in JSONL, a list of JSON objects, one per line. Each line represents a document. Each document JSON structure consists of the following fields:

- id:** a unique string for the document
- time:** crawl time
- text:** article text
- url:** source url for the document when it was crawled

4 REPORT REQUESTS

A report request consists of a request ID, a collection ID, a title, a background section, a problem statement, and a length limit (in Unicode characters). The title, background, and problem statement fields of a report request are expressed in unstructured text. Here is an example:

Title: Machu Picchu Architecture

Background: As an archaeologist leading an expedition in South America, I require insights into the "Mysteries of Machu Picchu's Architecture" to deepen our team's understanding of its construction techniques and historical significance. This report will guide our fieldwork and contribute to the scholarly discourse on Incan civilization.

Problem statement: Produce a report on the mysteries of Machu Picchu's architecture. The focus of the report is on speculations and theories regarding the construction methods and architectural marvels of Machu Picchu. I am also interested in hypotheses about the purpose, techniques, and significance of the unique structures at this ancient Incan site.

Limit: 2000

Assessors worked in pairs to create report requests. The goal was to create a request where relevant nuggets could be found in documents from at least two of the four languages. Unlike developing topics for retrieval tasks, we decided that it would not be a problem if the report request had lots of relevant documents because we were not concerned about judging all relevant documents. Whenever a person writes a report, judgments must be made about what information is important enough to include in the report and what gets left out. Assessors are expected to make such decisions

³<https://huggingface.co/datasets/trec-ragtime/ragtime1>

based on the background that describes the person with the request. After drafting a problem statement, each assessor was asked to find at least five documents containing nuggets and search for nuggets in documents written in two of the four languages. Each assessor could read one of the non-English languages. For that language, they read the documents in the language in which they were written. Their second language was either English (all assessors could also read English) or machine translations of the fourth language.

In each language, at most 30 documents were examined. Documents could be retrieved based on the title or assessors could search for particular facets of the problem statement using multiple queries. Once the assessor found a document containing a vital or okay nugget, they were instructed to move to their other language and read no more than 30 documents. For each document they assessed whether or not it contained a vital or okay nugget. To complete the annotation, two of four languages were required to have documents containing vital nuggets and there be a total of 10 documents containing vital or okay nuggets.

Assessors created report requests in two batches. Twenty-five requests were distributed as the dry-run requests. There were twenty unique problem statements. Five of the requests had the same problem statement but different backgrounds. All requests had a limit of 2,000 characters. The main task consisted of fifty unique problem statements. Eleven requests had the same problem statement with two different backgrounds, leading to sixty requests. Each request was paired with a short limit of 2,000 characters and a long limit of 10,000 characters. Therefore, the request file consisted of 122 requests.

5 THE ASSESSMENT OF RUNS

NIST assessors created the ground truth data that was used to evaluate Report Generation runs. Our goal was to create data that would support the evaluation design described by Mayfield et al. [2]. For both the dryrun and main task, assessors reviewed documents and marked passages that contained useful information as Phase 1. For the main task, assessors continued to Phase 2 where they defined high-level questions, and the low-level Question/Answer pairs needed for ARGUE assessment. Phases 3 and 4 have yet to be undertaken. These phases produce more robust data for future use of the evaluation data and manual evaluation of the generated reports submitted by participating teams. In Phase 3, assessors review sentences that cite a document to determine whether the information attested in the sentence appears is attested in the document. They also review Nugget Questions and Answers to find additional answers to questions and identify which documents contain specific answers. In Phase 4, assessors determine which nugget questions are addressed by a generated report.

A summary of the assessment statistics is presented in Table 2. This reflects the assessment that has been completed so far.

5.1 Phase 1: Document Relevance

The first step to judge document relevance was to create document pools to judge. Since relevance labels are applied to problem statements, rather than report requests with their background and length limit, submissions for all task across any request with the

Table 1: Document Collection Statistics for RAGTIME1 (token counts GPT-4 tokenizer)

Language	Document Count	Avg. Chars per Document	Median Chars per Document	Avg. Tokens per Document	Median Tokens per Document
Arabic	1,000,095	1740	1355	545.43	424
Chinese	1,000,095	849	694	730.98	606
English	1,000,095	3100	2478	683.03	544
Russian	1,000,095	1660	1191	489.33	343

Table 2: Initial Subset of Raw Report Generation Assessment Statistics.

	Dry-Run	Main
# of Report Request Developed	25	61
# of Report Request Assessed	18	16
# of Report Request Assessed with Multiple Backgrounds	3	2
Avg. # of High Level Questions per Request	-	4.4
Avg. # of Nugget Questions per Request	146.1	50.9

same problem statement were combined to create one document pool per problem statement.

The documents in the pool combined all cited documents in any generated report as well as the top documents in the retrieval runs. Then documents were divided by language. Assessors in each language reviewed all documents. One of the assessors for that topic was also assigned the English set of documents. They applied a 4-level scale when judging documents:

- **Very valuable** [3 pts]: documents that contain information that is central to the topic and is something that would be put into the lead paragraph of a report. It is an excellent citation for a report.
- **Valuable** [1 pt]: documents that include information that is central to the topic and the information in the document would be included in the report, but not as prominently.
- **Topical** [0 pts]: documents that just mention or touch on the topic, even a single sentence.
- **Irrelevant** [0 pts]: documents that do not relate to the topic at all. Documents that only have relevant information in "teaser" links at the bottom of the article ("More articles you might be interested in" kinds of links) are not relevant.

The points appearing with the label are the values assigned in the qrels for evaluating retrieval tasks.

In order to support report generation assessment, assessors also highlighted passages in the document the first time they encountered the information. The goal of this task was to assemble a list of relevant facts from the documents to use for writing a report without having to read any of the documents. While these passages were used as the source of information to create a set of automatically generated nuggets in the dryruns, in the main task assessors translated the salient facts into English in such a way that the information could be used on its own by any report writer to compose an English report on the topic without needing to refer back to the source information, which might be in a language the report writer did not understand.

In the dryruns, assessment stopped after this phase. All other information necessary for scoring a generated report was created with LLMs. Thus the highlighted passages lead to over 140 nugget questions on average as is shown in Table 2.

5.2 Phase 2: Nugget Creation

The purpose of this phase is to identify the high-level questions that a good report on this problem statement given the background of the requester would want to answer. Then facts that address this high-level question are selected from the list of facts identified during Phase 1. The important pieces of information expressed in those facts are rewritten as one or more nugget question and answer pairs that will be used to assess the nugget coverage of the generated report.

5.3 Phase 3: Citation Assessment

The purpose of this phase is to determine whether each generated report sentence is supported by the document that is cited as providing support for the sentence. This phase has not yet been completed.

This phase will also link additional documents to nugget questions and add additional valid answers to nugget questions based on the source material. This phase has not yet been completed.

5.4 Phase 4: Nugget Matching

The purpose of this phase is to determine which nuggets are included in each generated report.

5.5 Automatic Evaluation

Topics with a 2000-character limit (short topics) will receive full manual evaluation results, including nugget alignment and sentence-citation support assessment. Topics with a 10000-character limit (long topics) will be evaluated with Auto-ARGUE [3], an automatic evaluation of ARGUE [2], using the corresponding human-curated nuggets.

At the moment of preparing this manuscript, the report generation assessment is still ongoing. We use the raw nuggets (before extensive merging and trimming) as the nuggets for automatic evaluation for all short topics. All nuggets are tagged as OR nuggets, i.e., covering any answer would receive full credit for the nugget. We use a Llama3 70B Instruct model as the backbone for the automatic evaluation.

6 ADDITIONAL RESOURCES

6.1 Retrieval Service

To support teams primarily focusing on the report generation task, we provided a PLAID-X [5] search service through a web API that used an English-trained model [4]⁴ for all languages. To minimize the resources needed to host the service, we included the ability to remove documents in other than the requested language. The user can request up to 100 documents for each query. The service retrieves ten times the number of documents the user requested to ensure enough documents in the requested language are retrieved.

6.2 Development Data

The NeuCLIR 2024 Report Generation Pilot [1] was available as development data. This data consists of fifty-nine report requests, twenty-two of which have QCed nugget question-answer pairs with answers linked to documents in at least one of the three languages in the NeuCLIR1 collection. Nineteen of those report requests have nugget answers linked to documents in all three languages: Chinese, Persian, and Russian. These nineteen topics are suitable development data for the Multilingual Report Generation task.

7 PARTICIPATION

Table 3 shows the thirteen teams that participated in the tracks and the number of runs submitted for each task. Teams either participated in the multilingual or English report generation, but not both report generation tasks.

8 EVALUATION RESULTS

8.1 Multilingual and English Generation Report Generation

8.1.1 Run Statistics. Among the 61 report generation runs submitted to RAGTIME, the multilingual report generation task received 47, while 14 are English-only runs. Table 4 summarizes the statistics of the runs. Most runs exceed the character limit, which is either 2000 or 10000 characters. We truncate the report to the specified limit before evaluation.

Figure 1 shows the citation similarity between all pairs of report generation runs. The similarity is calculated by the intersection of the citations of the two runs divided by their union. Each team exhibits clear clusters among their submissions, indicating similar retrieval pipelines across the runs. Notably, Team duth-mlir runs cited very similar sets of documents, resulting in a clear, bright cluster. Other teams, while also similar among themselves, are not as extreme.

⁴<https://huggingface.co/hltcoe/plaidx-large-eng-tdist-mt5xxl-engeng>

8.1.2 Automatic Evaluation Results. Figure 2 summarizes the current evaluation results. The detailed scores can be found in Tables 5 and 6. Most runs have achieved high sentence support, and some are even higher than 0.9, indicating that reports produced by these systems are well-grounded. However, since the current evaluation relies on automatic evaluation, systems that incorporate part of the evaluation system (AutoARGUE [3]) may be systematically favored by the evaluation. Full manual evaluation on the short topics will provide further insight into such potential evaluation bias.

Nugget coverage among the runs is lower than 0.5, indicating that, on average, these systems can only include half of the nuggets identified by the human assessors in the report. However, since the current sets of nuggets are large, it is also likely that 2000 characters are too short for including more nuggets. These nugget sets will undergo further trimming and combining before entering the next stage of annotation to keep the process feasible. This means that the scores will likely increase after further post hoc processing of these raw nuggets. However, we do not expect the relative order among the systems to change.

Finally, the F1 scores combine the sentence support and nugget coverage, which are the two primary aspects in RAGTIME evaluation, to produce an overall metric. Some systems are extremely good at one aspect (such as cru-ansR-mostcommon- by HLTcoe, achieving 0.973 in sentence support, and hlttime-lg.jina by hltcoe-rerank, achieving 0.433 in nugget coverage) but fail in the other, resulting in lower F1 scores.

8.1.3 Topic Difficulty. Figure 3 illustrates the distribution of metric scores on each topic. Most topics are possible to achieve perfect or near-perfect sentence support while showing various nugget coverage distribution. While these topics are a sample of all topics evaluated, they demonstrate a broad spectrum of difficulty.

Interestingly, Topics 1005-1007 and 1025-1027 are two pairs of topics that have the same problem statement, but different user backgrounds. We design such pairs of topics to challenge the system to interpret the topics differently based on the user profile. Topics 1005 and 1007 exhibit different distributions of nugget coverage, where 1007 requests more general information and 1005 requests specific guidance for a particular nationality. Such differences lead to different levels of difficulty in retrieving these nuggets. However, 1025 and 1027 are more similar, indicating that more research in developing a user profile is needed in creating the report requests.

8.2 Multilingual Retrieval

As an auxiliary task, RAGTIME still hosted a retrieval evaluation both for pool enrichment as well as our continued interest in evaluating multilingual retrieval. Table 7 summarizes the evaluation results of the 46 submissions. Since the document pools are shared across retrieval and report generation tasks, the cutoff is shallower than the ones we selected in NeuCLIR. However, all runs (with high priorities) have at least 16 documents judged in the top 20 (Judged@20 > 0.847).

The runs consist of a wide range of retrieval methods, including BM25, learned sparse, dense, and LLM rerankers. These systems are a good representation of the current state-of-the-art in adhoc retrieval models. The top runs hlttime-qwen-jina is a pipeline system that fuses three first-stage retrieval results (PLAID-X, LSR,

Table 3: Summary of participating teams.

Team Name	Team ID	Report Gen Submissions	MLIR Submissions
Democritus University of Thrace	DUTH_XANTHI	10	10
Human Language Technology Center of Excellence	HLTCOE	10	–
JHU HLTCOE SCALE25 gen multiagent	hltscoe-multiagt	10	–
JHU HLTCOE SCALE25 rerank	hltscoe-rerank	9	10
IDA Center for Computing Sciences	IDACCS	5	–
NC State University Laboratory for Analytic Sciences	ncsu-las	5	–
Centrl South University	CSU	3	–
Adam Mickiewicz University	AMU	2	–
DFKI	DFKI	2	–
GenAIus Technologies	GenAIus	2	4
University of Amsterdam	UvA	1	–
WueRAG	WueRAG	1	–
<i>RAGTIME Coordinators</i>	coordinators	1	8

and Qwen3 embeddings), followed by Qwen3 and Jina rerankers. The gap between the second and the third place is notably large (0.561 and 0.526), indicating Qwen3 reranker being substantially more effective than others.

9 FUTURE DIRECTIONS

In 2026, we will continue with the RAGTIME track with the primary task of report generation from multilingual news content in Arabic, Chinese, English, and Russian. In addition to the three existing tasks, RAGTIME 2026 will add a new supporting task on autonuggetization that assesses how well participating systems can generate questions that should be answered in a report.

9.1 What’s New in RAGTIME 2026?

RAGTIME 2026 will add a new Autonuggetization task, which will assess how well a system is able to identify the main topics that should appear in a report. This capability underlies both the retrieval needed for report generation and the structuring of the report. The Autonuggetization task will directly measure this ability, whereas currently it is only measured implicitly in evaluations of report generation. Given the retrieval collection and a report request, participating systems will generate a list of k single-sentence questions that should be answered in a report. Assessors will align these questions with nuggets from the report generation task. Submissions will be evaluated based on how many nuggets they are aligned with.

9.2 What’s Not Changing?

The Multilingual Report Generation, Monolingual Report Generation, and Multilingual Information Retrieval tasks will continue in RAGTIME 2026. These tasks, and the new Autonuggetization task, will continue to use the same RAGTIME document collection.

10 CONCLUSION

RAG is now multilingual at TREC with RAGTIME! In this first year of RAGTIME we have worked together to forge a research community and created new reusable evaluation resources. Thirteen participating teams contributed a total of 125 runs, showing the citation accuracy is quickly becoming a solved problem as long as systems include reasonable checks, but nugget coverage continues to be a work in progress. Moreover, it is becoming apparent that retrieval has an important role to play in RAG and that more work in retrieving diverse information is warranted. The RAGTIME track will continue at TREC 2026, perhaps with one or more additional tasks, so we have much to look forward to.

REFERENCES

- [1] Dawn Lawrie, Sean MacAvaney, James Mayfield, Paul McNamee, Douglas W Oard, Luca Soldaini, and Eugene Yang. 2025. Overview of the TREC 2024 NeuCLIR Track. *Proceedings of The Thirty-Third Text REtrieval Conference (2025)*.
- [2] James Mayfield, Eugene Yang, Dawn Lawrie, Sean MacAvaney, Paul McNamee, Douglas W Oard, Luca Soldaini, Ian Soboroff, Orion Weller, Efsun Kayi, et al. 2024. On the Evaluation of Machine-Generated Reports. In *Proceedings of the 47th International ACM SIGIR Conference on Research and Development in Information Retrieval*. 1904–1915.
- [3] William Walden, Marc Mason, Orion Weller, Laura Dietz, John Conroy, Neil Molino, Hannah Recknor, Bryan Li, Gabrielle Kaili-May Liu, Yu Hou, et al. 2025. Auto-argue: Llm-based report generation evaluation. *arXiv preprint arXiv:2509.26184 (2025)*.
- [4] Eugene Yang, Dawn Lawrie, and James Mayfield. 2024. Distillation for Multilingual Information Retrieval. In *Proceedings of the 47th International ACM SIGIR Conference on Research and Development in Information Retrieval*. 2368–2373.
- [5] Eugene Yang, Dawn Lawrie, James Mayfield, Douglas W Oard, and Scott Miller. 2024. Translate-Distill: Learning Cross-Language Dense Retrieval by Translation and Distillation. In *Advances in Information Retrieval: 46th European Conference on IR Research, ECIR 2024*.

Table 4: Report Generation Runs Statistics. The sum of the average citation by language should match the average number of unique citations. If it does not, it indicates some citations are invalid (i.e., document ID not found in the collection).

Topic Type	Team ID	Avg. #	Avg. #	Avg. #	Avg. # Uniq.	Avg. # Citation by Lang				
		Char.	Sent.	Citation	Citation	Chinese	Russian	Arabic	English	
Multilingual Subtask										
Long	AMU	2796.16	15.48	22.84	5.45	0.80	0.66	0.79	3.16	
	CSU	2683.23	16.99	45.02	11.65	1.74	2.25	3.52	4.15	
	GenAlus	6311.47	30.80	30.80	13.31	3.40	1.46	2.74	5.71	
	HLTCOE	8106.33	50.54	50.53	13.30	3.50	1.67	2.59	5.55	
	IDACCS	11662.51	85.66	85.66	27.50	6.70	7.02	6.81	6.97	
	coordinators	1319.23	18.95	32.66	10.07	2.10	1.20	1.95	4.82	
	hltcoe-multiagt	4936.18	32.40	34.49	7.99	1.43	0.73	1.65	4.18	
	hltcoe-rerank	6244.12	44.96	47.76	18.98	4.16	2.34	4.34	8.13	
	ncsu-las	5788.73	34.47	34.47	10.23	2.63	1.17	1.87	4.56	
Short	AMU	1644.55	10.64	15.07	5.20	0.76	0.59	0.75	.07	
	CSU	1160.30	7.34	24.92	11.04	1.70	2.02	3.53	3.78	
	GenAlus	1735.05	9.05	9.05	5.47	1.46	0.70	1.02	2.29	
	HLTCOE	1856.33	12.42	12.41	6.75	1.73	0.78	1.22	3.03	
	IDACCS	2343.70	17.61	17.61	6.38	0.00	0.00	0.00	6.38	
	coordinators	1319.23	18.95	32.66	10.07	2.10	1.20	1.95	4.82	
	hltcoe-multiagt	1693.62	12.04	12.84	6.01	1.08	0.55	1.19	3.19	
	hltcoe-rerank	1977.05	16.87	19.58	12.05	2.67	1.57	2.63	5.18	
	ncsu-las	2946.90	17.27	17.27	7.46	1.87	0.82	1.32	3.44	
English Subtask										
Long	DFKI	10715.20	1.00	50.00	38.45	-	-	-	38.45	
	DUTH_XANTHI	1065.43	5.85	4.85	3.00	-	-	-	1.85	
	UvA	8181.57	47.46	63.74	27.02	-	-	-	27.02	
	WueRAG	1173.08	7.64	9.03	4.36	-	-	-	4.36	
Short	DFKI	10761.07	1.00	50.00	38.24	-	-	-	38.24	
	DUTH_XANTHI	1042.86	5.82	4.82	3.00	-	-	-	1.85	
	UvA	2065.43	11.87	15.21	8.82	-	-	-	8.82	
	WueRAG	1201.28	7.70	9.18	4.34	-	-	-	4.34	

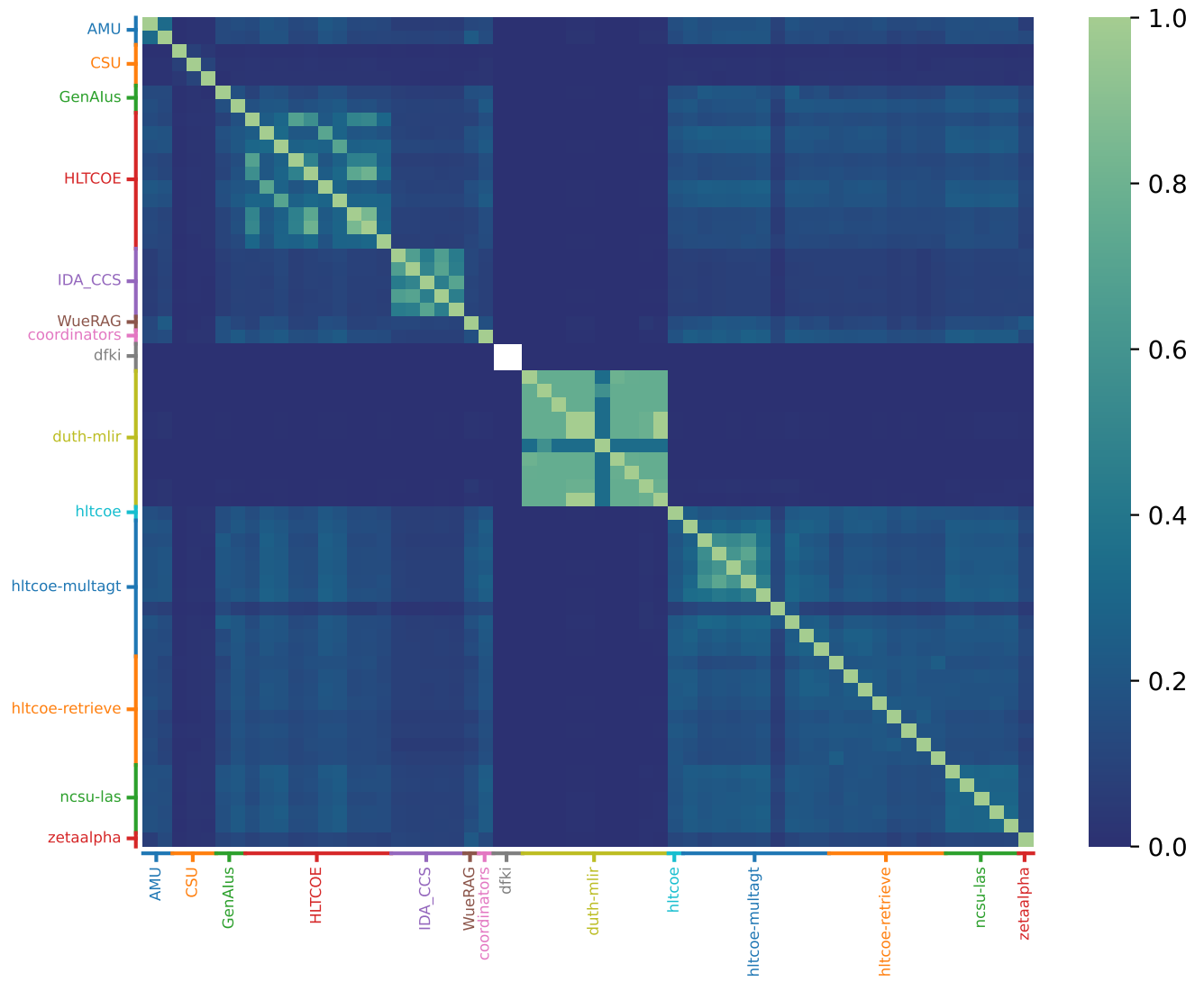


Figure 1: Average citation overlap over all main task (1001 to 1122) topics between all run pairs. White cell indicates no valid topic ID was found in both runs of the pair.

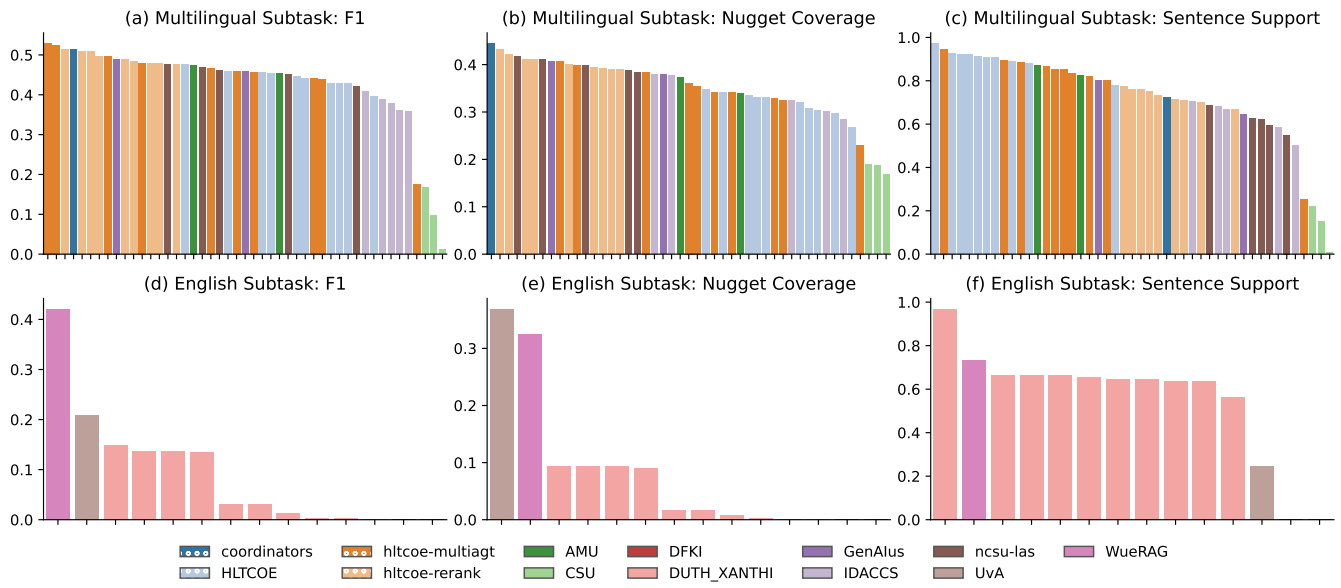


Figure 2: Report generation results on 14 topics evaluated with automatic evaluation. Each bar represents one submission and is colored by its owner team. Runs marked with circles are submitted by teams involving at least one track coordinator.

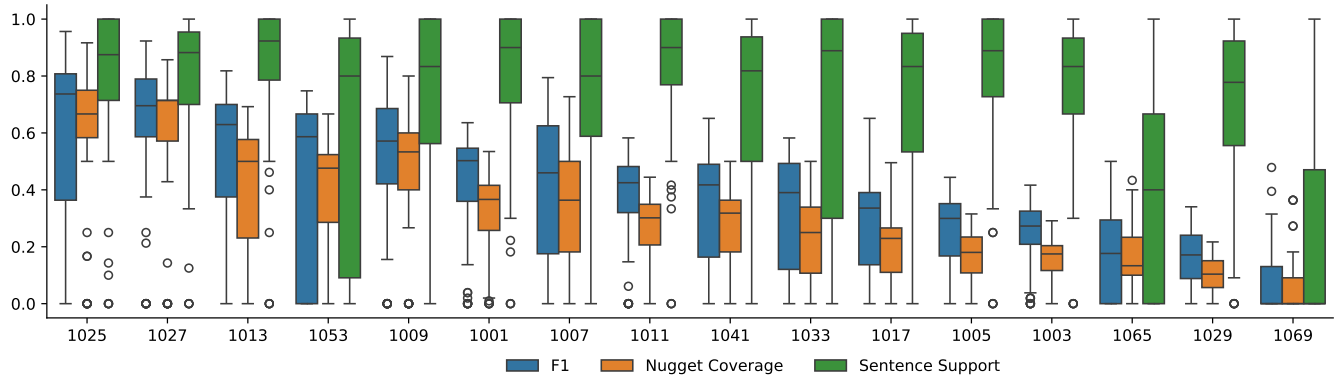


Figure 3: Box plot of the metric values of each topic. Topics are sorted by the median of F1 scores.

Table 5: Report Generation Multilingual Subtask Results.

Team ID	Run ID	Nugget Coverage	Sentence Support	F1
hltcoe-multiagt	lg_nt_4q12r3l_natv_c	0.407	0.894	0.529
hltcoe-multiagt	lg_nt_4q12r3l_mt_c	0.398	0.885	0.524
hltcoe-rerank	hltime-lg.crux	0.411	0.760	0.514
coordinators	extractive-rag	0.445	0.725	0.513
hltcoe-rerank	hltime-lg.fsrrf	0.401	0.772	0.510
hltcoe-rerank	hltime-lg.fsrrfprf	0.411	0.758	0.508
hltcoe-rerank	hltime-lg.jina	0.433	0.698	0.497
hltcoe-multiagt	lg_e2_3q5r3l	0.382	0.850	0.495
GenAIus	genaius-cluster	0.379	0.802	0.490
hltcoe-rerank	hltime-lg.searcher	0.389	0.749	0.488
hltcoe-rerank	hltime-lg.jina.qwen	0.393	0.732	0.483
hltcoe-multiagt	auto_swarm_mt	0.360	0.944	0.479
hltcoe-rerank	hltime-lg.qwen	0.394	0.715	0.479
hltcoe-rerank	hltime-lg.listllama	0.390	0.711	0.477
ncsu-las	las_ag_round_robin	0.397	0.688	0.477
hltcoe-rerank	hltime-gpt5.searcher	0.421	0.666	0.476
HLTCOE	cru-ansR-conf-	0.348	0.922	0.475
AMU	AMU1ENG	0.373	0.824	0.475
ncsu-las	las_ag_sel_new_prompt	0.411	0.621	0.468
hltcoe-multiagt	gptr_nt_q4d4_mt	0.354	0.820	0.466
ncsu-las	las_ag_sel_29	0.417	0.594	0.462
HLTCOE	cru-ablR-	0.330	0.921	0.459
hltcoe-multiagt	gptr_nt_q3d3_mt	0.342	0.865	0.459
GenAIus	genaius-question	0.407	0.645	0.458
hltcoe-multiagt	gptr_ka_q3d3_natv	0.341	0.801	0.457
HLTCOE	cru-ansR-	0.331	0.912	0.455
HLTCOE	cru-ansR-PlaidX-	0.336	0.881	0.453
AMU	AMU1ML	0.340	0.871	0.453
ncsu-las	las_ag_sel_all_4.1	0.384	0.625	0.451
HLTCOE	cru-ablR-PlaidX-	0.319	0.905	0.445
HLTCOE	cru-ansR-bareconf-	0.342	0.778	0.442
hltcoe-multiagt	gptr_e2_q3d3_mt	0.325	0.853	0.440
hltcoe-multiagt	gptr_ka_q3d3_mt	0.329	0.835	0.438
HLTCOE	cru-ablR-conf-	0.303	0.925	0.429
HLTCOE	cru-ablR-LSR-	0.298	0.909	0.429
HLTCOE	cru-ansR-LSR-	0.308	0.887	0.428
ncsu-las	las_ag_sel_28	0.387	0.549	0.422
IDACCS	IDACCS_nugget_4.1	0.378	0.584	0.409
HLTCOE	cru-ansR-mostcommon-	0.267	0.973	0.394
IDACCS	IDACCS_extract_4.1	0.324	0.667	0.390
IDACCS	IDACCS_nugget_tb4.1	0.380	0.504	0.379
IDACCS	IDACCS_hybrid_4.1	0.284	0.703	0.362
IDACCS	IDACCS_hybridtb_4.1	0.300	0.680	0.360
hltcoe-multiagt	lg_e2_3q5r2l_mt_qw3	0.230	0.251	0.174
CSU	v3_surround_glm4	0.168	0.223	0.168
CSU	v2_split_qwen	0.188	0.153	0.097
CSU	v1_qwen	0.189	0.009	0.011

Table 6: Report Generation English Subtask Results.

Team ID	Run ID	Nugget Coverage	Sentence Support	F1
WueRAG	WueRAG_2025_08_22	0.325	0.734	0.421
UvA	zetaalpha	0.369	0.245	0.209
DUTH_XANTHI	tblocal	0.090	0.646	0.149
DUTH_XANTHI	eng_mlm6	0.094	0.665	0.137
DUTH_XANTHI	eng_mlm6loc	0.094	0.665	0.137
DUTH_XANTHI	xenc-report	0.093	0.665	0.136
DUTH_XANTHI	eng_fused	0.017	0.656	0.030
DUTH_XANTHI	pybm25	0.017	0.969	0.030
DUTH_XANTHI	mlm12	0.007	0.635	0.014
DUTH_XANTHI	electra	0.002	0.646	0.004
DUTH_XANTHI	mlir-rrf-report	0.001	0.635	0.002
DUTH_XANTHI	tb	0.001	0.562	0.001
DFKI	dfki-milp-base	0.000	0.000	0.000
DFKI	milp-query-expanded	0.000	0.000	0.000

Table 7: MLIR Subtask Results.

Team ID	Run ID	Judged@20	MAP	R@1000	nDCG@20
hltcoe-rerank	hltime-qwen-jina	0.982	0.454	0.610	0.661
hltcoe-rerank	hltime-qwen	0.988	0.451	0.610	0.650
hltcoe-rerank	hltime-listllama	0.982	0.378	0.481	0.624
hltcoe-rerank	hltime-searcher	0.982	0.351	0.478	0.622
hltcoe-rerank	hltime-fsrrfprf	0.979	0.459	0.801	0.607
hltcoe-rerank	hltime-fsrrf	0.982	0.449	0.796	0.602
GenAIus	genaius-llama3-3-70B	0.974	0.359	0.640	0.589
hltcoe-rerank	hltime-rankk	0.979	0.285	0.396	0.587
GenAIus	genaius-gpt-4o	0.975	0.375	0.642	0.585
GenAIus	genaius-gpt-oss-20b	0.979	0.295	0.592	0.543
hltcoe-rerank	hltime-fsqwen	0.987	0.364	0.722	0.535
hltcoe-rerank	hltime-lsr	0.982	0.319	0.685	0.512
GenAIus	genaius-gpt-oss-120b	0.982	0.256	0.560	0.498
hltcoe-rerank	hltime-plaidx	0.982	0.305	0.537	0.496
coordinators	bm25-td-rank1	0.957	0.218	0.551	0.417
coordinators	bm25-t-rank1	0.943	0.205	0.490	0.406
coordinators	bm25-d-rank1	0.963	0.192	0.507	0.399
coordinators	mt-bm25-td	1.000	0.134	0.232	0.357
coordinators	mt-bm25-title	1.000	0.115	0.210	0.297
coordinators	bm25-d-rankk	1.000	0.067	0.097	0.214
DUTH_XANTHI	duth_mlir_xenc	0.375	0.041	0.095	0.164
DUTH_XANTHI	mlir-pybm25	0.375	0.041	0.095	0.164
DUTH_XANTHI	mlir-fused	0.372	0.041	0.092	0.163
DUTH_XANTHI	mlir-tblocal	0.418	0.030	0.092	0.114
DUTH_XANTHI	duth_mlir_mlm6	0.419	0.031	0.092	0.114
DUTH_XANTHI	duth_mlir_mlm6loc	0.419	0.031	0.092	0.114
DUTH_XANTHI	mlir-tb	0.309	0.024	0.092	0.086
coordinators	bm25-t-rankk	1.000	0.016	0.027	0.071
coordinators	bm25-td-rankk	1.000	0.016	0.027	0.071
DUTH_XANTHI	duth_mlir_eng_rrf	0.322	0.018	0.092	0.061
DUTH_XANTHI	mlir-mlm12	0.244	0.010	0.092	0.038
DUTH_XANTHI	mlir-elec	0.218	0.009	0.092	0.031