

Popularity Feedback Constrains Innovation in Cultural Markets

Lucas Gautheron¹, Raja Marjeh², Dalton C. Conley³, Seth Frey⁴, Hannah Rubin⁵, Mike D. Schneider⁵,
Ofer Tchernichovski⁶ & Nori Jacoby^{7,8}

¹Evolution, Science and Society, University of Missouri, Columbia, Missouri, United States
(lucas.gautheron@gmail.com)

²Department of Psychology, Princeton University, Princeton, New Jersey, United States

³Department of Sociology, Princeton University, Princeton, New Jersey, United States

⁴Department of Communication, UC Davis, Davis, California, United States

⁵Department of Philosophy, University of Missouri, Columbia, Missouri, United States

⁶Department of Psychology, Hunter College, New York, New York, United States

⁷Cornell Computational Cognition Lab, Cornell University, Ithaca, New York, United States

⁸Max Planck Institute for Empirical Aesthetics, Frankfurt, Germany

Abstract

Real-world creative processes ranging from art to science rely on social feedback-loops between selection and creation. Yet, the effects of popularity feedback on collective creativity remain poorly understood. We investigate how popularity ratings influence cultural dynamics in a large-scale online experiment where participants ($N = 1\,008$) iteratively *select* images from evolving markets and *produce* their own modifications. Results show that exposing the popularity of images reduces cultural diversity and slows innovation, delaying aesthetic improvements. These findings are mediated by alterations of both selection and creation. During selection, popularity information triggers cumulative advantage, with participants preferentially building upon popular images, reducing diversity. During creation, participants make less disruptive changes, and are more likely to expand existing visual patterns. Feedback loops in cultural markets thus not only shape selection, but also, directly or indirectly, the form and direction of cultural innovation.

Keywords: cultural evolution; collective creativity; feedback loops; cumulative advantage; cultural runaway

Introduction

Many instances of herd behavior such as fads and fashions are attributed to positive feedback loops amplifying and propagating potentially arbitrary choices in collectives (Bikhchandani et al., 1992; Kameda & Hastie, 2015). In cultural evolution, examples of such feedback loops include positive frequency-dependent selection, when the adoption rate of cultural variants increases with their incidence among a population, due to e.g. conformity biases (Newberry & Plotkin, 2022), or increased utility, as in the case of “network goods” (Björkegren, 2018). A related phenomenon is cumulative advantage, when popular cultural goods that are already popular attract more attention, independently from their intrinsic worth. Cumulative advantage can amplify arbitrary differences in cultural success: for instance, Salganik et al. (2006) have shown that access to popularity information in artificial markets of songs ultimately led to more unequal and unpredictable market shares. However, the effects of such feedback loops in cultural markets involving both consumers *and* producers of cultural goods has been far less studied experimentally, with the exception of Balietti et al. (2016), who demonstrated that competitive

incentives influence peer-review feedback processes involving both creators and reviewers. However, this study did not consider popularity information (a common source of social feedback), and it did not directly examine how social information affects the creative output itself. In fact, cultural evolutionary literature has often neglected the incidence of feedback loops on the form and direction that innovations take, reflecting a broader neglect of the “producer’s standpoint” (André et al., 2023).

Yet, in culture, feedback loops acting on selection *and* creation together determine outcomes such as the amount of diversity that is ultimately generated and sustained or the quality of cultural innovations. For instance, phenomena such as cumulative advantage may distort perceptions of innovations’ fitness (Salganik & Watts, 2008; Salganik et al., 2006) or long-term potential, and alter the space of possibilities that producers are willing to explore. In fact, social feedback may alter innovation strategies in ways unappreciated by blind variation models (Campbell, 1960). For instance, we hypothesize that access to social feedback encourages producers to amplify or exaggerate arbitrary features present in successful cultural goods. This could create a “cultural runaway” (Boyd & Richerson, 1988; Prum, 2012) analogue to biological runaway selection, an evolutionary process responsible for exaggerated ornaments across several species and driven by a positive feedback between a trait and preference for this trait (Lande, 1981; Lehtonen & Kokko, 2012).

We explore these hypotheses through a large-scale online experiment in which participants ($N = 1\,008$) iteratively observe a cultural market of images and populate it with their own drawing after having selected an image to improve. Our experiment thus implements both selection and creation steps, therefore capturing the two major forces of cultural evolution (Mesoudi, 2021). We find that access to popularity information (about how many times items were copied) leads to less diverse cultural markets; slower innovation; and initially less aesthetic and creative images, although this trend may be reversed in the long-run, possibly due to social feedback protecting high-quality innovations. These effects are mediated by alterations of both selection and creation. During

selection, popularity information triggers a process of cumulative advantage, whereby participants preferentially choose to build upon popular ideas, which undermines diversity and amplifies popularity inequalities. Moreover, in line with our cultural runaway hypothesis, individuals make less disruptive changes when provided with popularity information, and they are more likely to extend existing visual patterns instead.

Methods

We develop a large-scale collective experiment in which participants observe collections of images (16×16 grids with black or white pixels), select one image to modify, and contribute their creation to the collection (Fig. 1). The editing interface was similar to other pixel-based drawing experiments in the literature (Hart et al., 2017; Kumar et al., 2022; Tchernichovski et al., 2025). In the treatment group, during the selection step, participants observe the popularity of each item in the market (i.e. how many times the item had been previously selected to be edited). Participants are asked to behave so as to maximize the chance that their own work is selected by subsequent participants. This creates a strategic tension: while participants may choose to capitalize on ideas that have proven successful in the past, doing so implies competing with many similar images for attention, decreasing the chance of being selected. This dilemma thus invites either conformist strategies (building on popular trends, i.e. positive feedback) or anti-conformist approaches (pursuing novel ideas, i.e. negative feedback). The process mirrors dynamics in many creative cultural domains, including science, where researchers must balance engaging with trending topics against differentiating their contributions. After selecting an image, participants are allowed to change no less than 1 and up to 24 pixels. This constraint ensures that participants engage with the selected image and thus increases the strategic importance of the selection step. In addition, the editing restriction dilutes the relative effect of individual contributions.

We consider 128 isolated markets, initialized with a single image each, and evolving as independent chains over 60 generations (7680 images overall). For every chain, at any generation g , one participant observes a market of up to $T = 12$ images produced between generations $g - 1$ and $g - T$. Chains are divided into two conditions: the popularity information condition (PI), in which participants observe the popularity of each image in the market during the selection step (i.e., how many times the image was already selected and edited by previous participants); and the no-popularity information condition (NPI), in which this feedback is absent. Every chain from either condition is paired with a chain from the other condition, initialized with the same image (as in Fig. 2). Participants contributed only once for each chain and up to 8 chains overall, all from the same condition (fewer if they dropped out before the end of the experiment).

The experiment was deployed online using PsyNet (Harrison et al., 2020). It includes $N = 2015$ participants split between the cultural market experiment itself ($N = 1008$) and

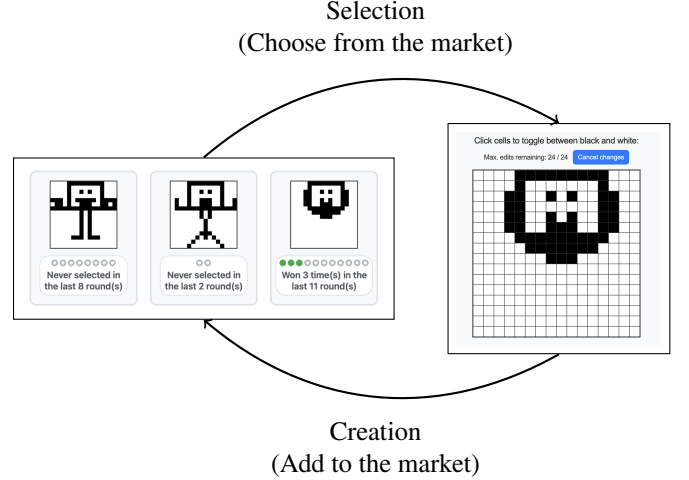


Figure 1: Selection and creation steps. Participants observe a market of 12 images, choose one image, change ≥ 1 and ≤ 24 pixels, and add their own creation to the market.

additional image rating or labeling experiments ($N = 1007$). Participants were recruited in the United States via Prolific, provided informed consent under a Cornell University-approved protocol (IRB0148995) or a Max Planck Society-approved protocol (2021-4/2024-36), and were compensated at a rate of approximately \$12 per hour.

Results

Access to popularity information undermines cultural diversity and constrains innovation

We examine the consequences of popularity information for cultural diversity and innovation. First, at each generation of every chain, we measure cultural diversity as the average pairwise distance between images in the market, according to three distance measures: the phylogenetic distance (i.e., the degree of separation between images in their evolutionary tree); the pixel-wise (or hamming) distance, measuring the fraction of pixels that differ between two images; and the semantic distance between images (i.e., the cosine distance between high-dimensional image-embeddings computed by a vision-transformer model; Li et al. 2022). This reveals a statistically significant reduction in average diversity across the three measures when social feedback is provided (Fig. 3).

Popularity information may affect not only the state of cultural markets at any point in time, but also the rate of cultural innovation across time. In order to estimate the effect of popularity information on temporal exploration dynamics, we evaluate the average chain autocorrelation $\bar{\rho}(\tau)$ as follows:

$$\bar{\rho}(\tau) = \frac{\sum_{c,t} \mathbf{x}'_{c,t} \cdot \mathbf{x}'_{c,t+\tau}}{\sum_{c,t} \mathbf{x}'_{c,t} \cdot \mathbf{x}'_{c,t}} \quad (1)$$

where $\mathbf{x}'_{c,t} = \mathbf{x}_{c,t} - \boldsymbol{\mu}$ is the position (in semantic space, cf. Fig. 2) of the image from chain c created at generation t after subtracting the mean coordinates $\boldsymbol{\mu} \equiv \frac{1}{C \times T} \sum_{c,t} \mathbf{x}_{c,t}$, and the

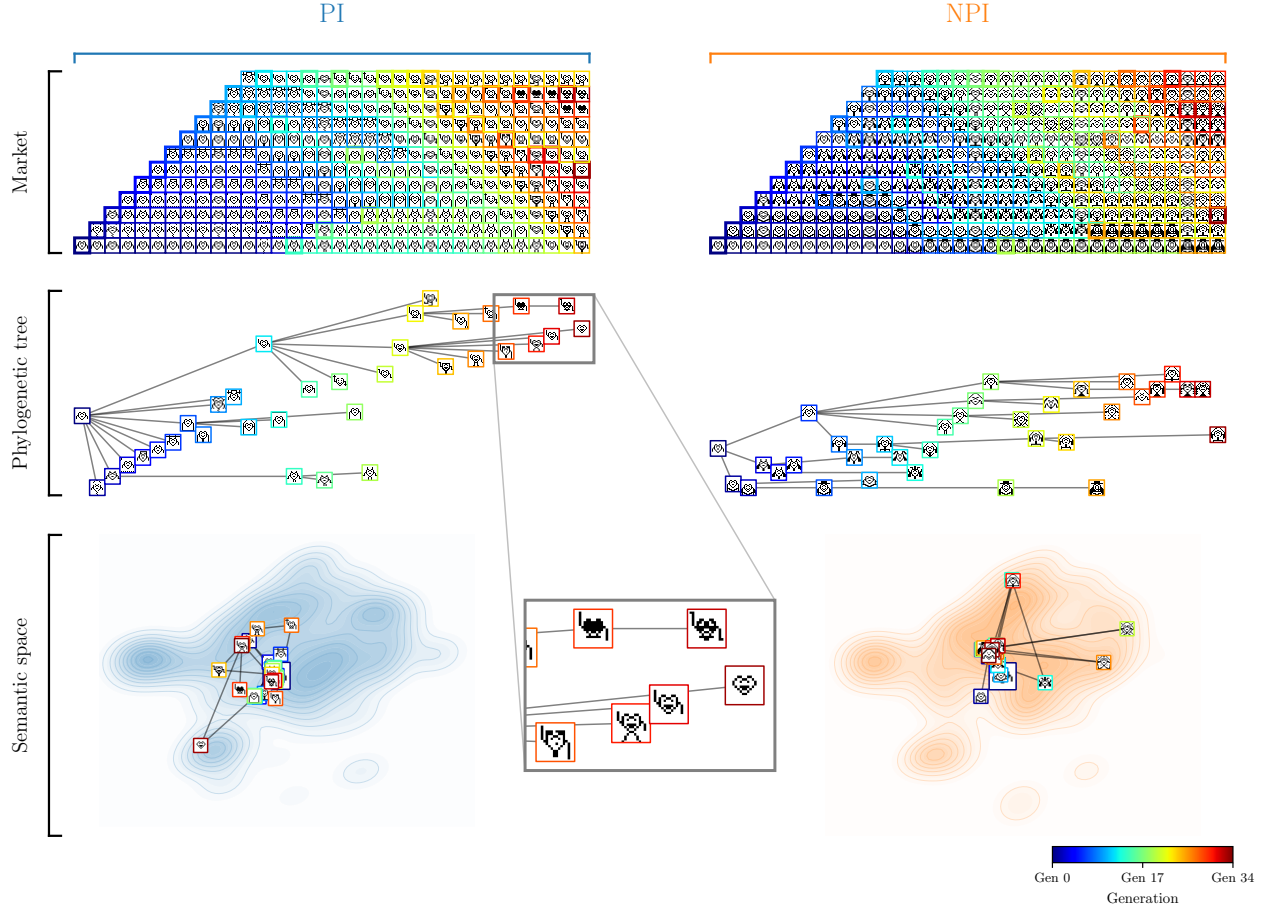


Figure 2: Evolution of two chains starting from the same image, over the first 35 generations, in conditions with popularity information (PI, to the left) and without (NPI, to the right). **Markets** include the 12 last images created in a chain before the current generation (each column in the tables shows the contents of a market at a given generation). This view emphasizes the perspective of the participants, who choose among images in the market. **Phylogenetic trees** reflect the ancestry relationships between images in a chain, emphasizing the propagation and decay of ideas. **The semantic space** (recovered via Vision-Transformer embeddings of the images (Li et al., 2022), and reduced to two dimensions via UMAP for the sake of the illustration) provides another perspective on the exploration process in each chain, by revealing cultural exploration dynamics. Contours indicate the density in semantic of all images from a given condition (thus representing the landscape of their respective cultural output).

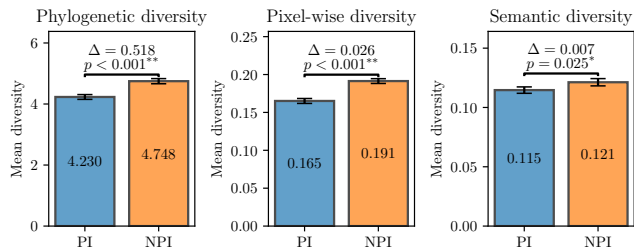


Figure 3: Average market diversity in the conditions with popularity information (PI) and without (NPI). Diversity is measured as the average distance between images in a market at any generation. Error bars indicate standard errors ($\pm 1SE$). Statistical significance is evaluated via a non-parametric permutation test pairing chains with identical initial images.

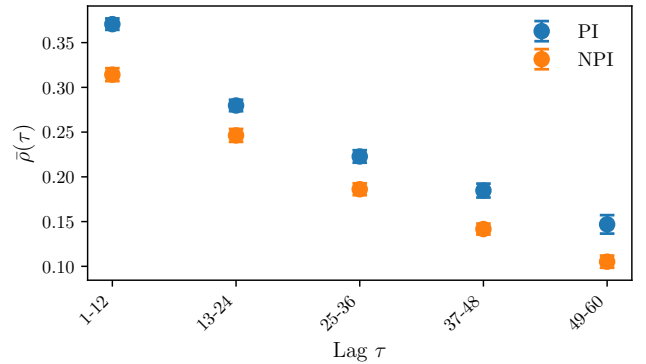


Figure 4: Average chain autocorrelation in semantic space $\bar{\rho}(\tau)$ under the conditions with popularity information (PI) and without (NPI) and for different time-lags τ .

dot product (\cdot) measures the similarity between any image-pair. For a given time lag τ , the autocorrelation $\bar{\rho}(\tau)$ measures the relative similarity between images at time t and $t + \tau$ within a chain. High autocorrelation values imply that it takes many generations to visit regions farther away in semantic space, such that it eventually takes longer to explore the underlying cultural landscape. Fig. 4 shows that popularity information increases autocorrelation, which means initial conditions have a longer-lasting impact on the exploration process.

Finally, we hypothesized that feedback loops owing to popularity information may have detrimental effects on the quality of cultural innovation. Quality was measured by collecting appeal, aesthetics, and creativity scores between 1 and 9, for every image, among a new set of 486 human participants (Fig. 5). While differences in “appeal” were small, during most of the experiment (gen. 0–47), images in condition PI are less aesthetic ($p = 0.002$) and creative ($p < 0.001$). Towards the end of the experiment (gen. 48–59), however, we find this trend to be reduced and/or reversed. While further data is required to confidently ascertain the robustness of this inversion ($p = 0.14$ for appeal and $p = 0.14$ also for aesthetics), a potential explanation is proposed at the end of the paper.

In what follows, we show that these effects of social feedback are mediated by changes occurring at both the selection level (how participants choose ideas to build upon) and the creation level (how participants innovate).

Social feedback and selection We begin by exploring the impact of popularity information on selection. Using individual selection data, and for each condition (PI and NPI), we infer the prevalence of each of four selection strategies: image-driven selection (assuming choices are dictated by a latent intrinsic fitness); cumulative advantage (one of the most popular images is chosen); balancing selection (one of the least popular images is chosen); and uniformly random selection. In image-driven selection, we assume that participants select an image $k \sim \text{Categorical}(\mathbf{p})$ where $\mathbf{p} = \text{softmax}(\mathbf{u})$ and \mathbf{u} is the latent utility of each image on the market. Latent utilities are assumed to balance four criteria c (“appeal”, “editing potential”, “originality”, “recognizability”) measured by latent scores \mathbf{u}_c . These scores are indirectly measured by collecting subjective ratings r (from an additional new group of 413 participants) and assuming that $r_{ic} \sim \mathcal{N}(u_{ic}, \sigma_c)$. We then further assume that $\mathbf{u} = \sum \beta_c \mathbf{u}_c$.

We fit this hierarchical model in Stan. This reveals a strong contribution of cumulative advantage in condition PI and its quasi-absence in condition NPI (Fig. 6). Balancing selection does not significantly arise. These observations are consistent with the reduction in diversity observed under social feedback. Interestingly, in condition PI, cumulative advantage arises at the expense of random selection, rather than image-driven selection (which does not significantly increase in condition NPI). Selection policy mixtures inferred from individual choices can be used to simulate the evolution of phylogenetic trees; this predicts slower phylogenetic diversity increases under social feedback, consistent with the data. To

further assess the robustness of our selection model, we analyzed the responses of participants in the original experiment, who had been asked to self-report their selection strategy, and matched these responses to the mixture of policies inferred from their behavior. Using BERTopic (Grootendorst, 2022), the self-reports were clustered into 7 topics, each of which was then labeled with GPT-5.2. Table 1 shows that Topic 2, which emerges in condition PI and is dominated by reports referring to items’ popularity, is strongly associated with cumulative advantage. In addition, Topic 3 (“No Deliberate Strategy”) is associated with higher randomness.

Finally, like Epstein et al. (2021) and Salganik et al. (2006), we compared the inequality in the success of cultural items under the conditions with and without social feedback, in terms of the Gini coefficient (Bendel et al., 1989). We find $G(\text{PI}) = 0.69$ and $G(\text{NPI}) = 0.61$; in other words, in line with previous works, social feedback increases success inequalities ($\Delta = 0.08$, $p < 0.001$).

Social feedback and creation During creation, under social feedback, participants change fewer pixels to the images they select and make smaller semantic shifts on average (Fig. 7). However, summary statistics such as pixels added and removed say little about the underlying strategy. To get further insight into how popularity information affects the creation process itself, we classified edits into five categories (Fig. 8): “disruption” (when the new image represents something fundamentally different); “addition” (when visual features are added without changing the meaning of the image); “pattern-growth” (when existing features are expanded); “removal” (when existing features are removed, without changing the meaning of the image); and “refinement” (any other minor type of change). A new group of 372 humans were recruited online to classify parent-child image pairs into either of these categories, based on the majority-choice among three annotations per pair. We then calculated the prevalence of each strategy across conditions (Fig. 9). We find that in the condition with popularity information, participants are indeed less likely to disrupt the original idea ($\text{OR}=0.84$, $\text{CI}_{95\%} = [0.73, 0.96]$). Instead, participants are more likely to grow and expand existing visual features ($\text{OR}=1.18$, $\text{CI}_{95\%} = [1.02, 1.36]$), in line with the runaway hypothesis. Evidence also suggests that social feedback makes the removal of visual features less likely ($\text{OR}=0.82$, $\text{CI}_{95\%} = [0.66, 1.00]$).

Finally, we discuss why images might possibly be initially less but ultimately more aesthetic under social feedback (explaining the inversion seemingly occurring in the last iterations, cf. Fig. 5). We consider a model where innovations are represented by bitstrings $(b_i) \in \{0, 1\}^N$ with fitness $f = \sum_i b_i$ (MacKay, 2003, p. 269). At each round, with 50% probability, individuals select the image with highest fitness in the market (consistent with the measured rate of image-driven selection, Fig. 6), or otherwise choose at random. Then, they transform the image by mutating a few bits. For higher mutation rates, as in condition NPI, the model predicts that images improve faster in the first generations (Fig. 10). This is be-

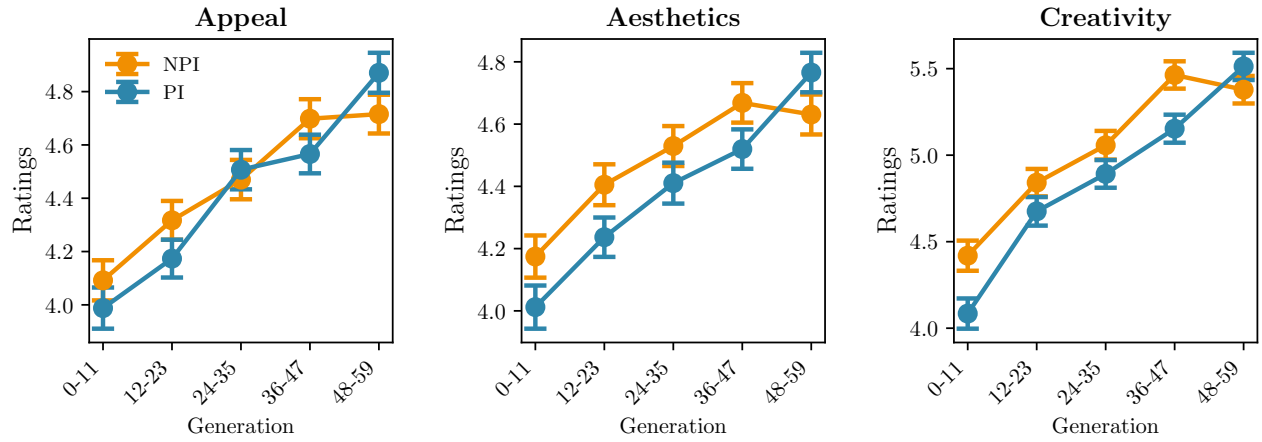


Figure 5: Quality of images throughout generations and across conditions. Error bars indicate standard errors ($\pm 1SE$).

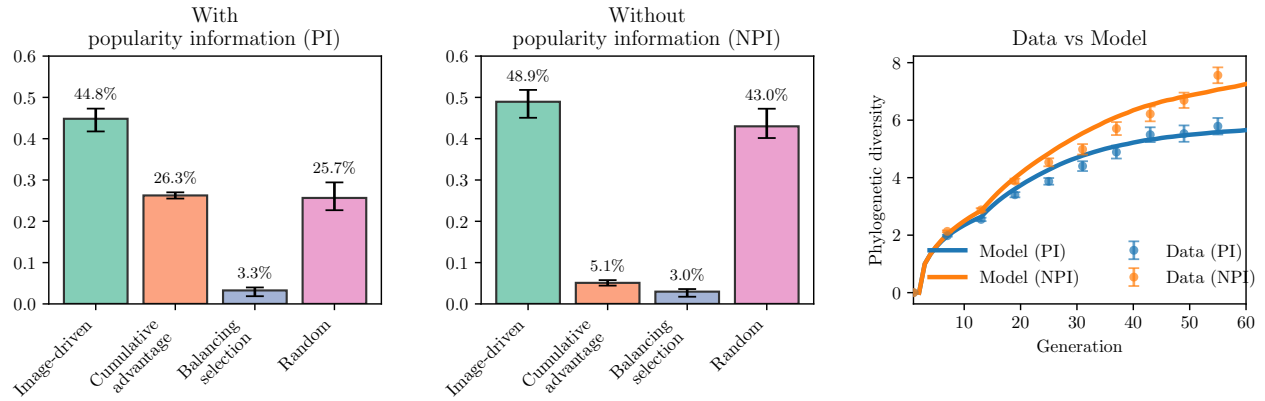


Figure 6: Left & middle plots: effect of popularity information on selection. Right plot: phylogenetic diversity predicted by the best-fit mixture of selection strategies, for each condition. Error bars represent 68% credible intervals (left & middle plots) and standard errors (right plot).

Table 1: Self-reported image selection strategies (clustered into 7 topics labeled with GPT-5.2), on a subset of the data (50%). Columns indicate the number of participants in each cluster (N), the average prevalence of selection policies among these participants, and the distribution of these participants in each condition.

Self-reported strategy cluster	N	Image-driven	Cum. adv.	Bal. sel.	Random.	PI	NPI
0_Appealing and editable	140	59%	13%	2%	26%	47%	53%
1_Editable improvement potential	127	60%	14%	0%	26%	39%	61%
2_Popularity and past wins	51	37%	43%	1%	19%	86%	14%
3_No Deliberate Strategy	42	56%	9%	2%	34%	43%	57%
4_Popularity and editability	48	58%	25%	2%	16%	50%	50%
5_Aesthetic Appeal and Editability	58	58%	18%	1%	23%	50%	50%
6_Gut appeal and potential	20	62%	8%	5%	26%	55%	45%

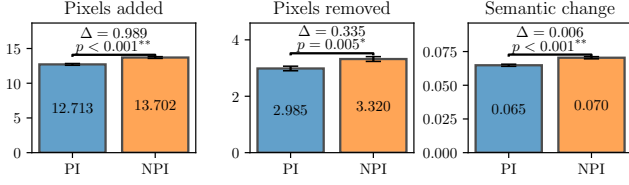


Figure 7: Average edits magnitude in each condition.

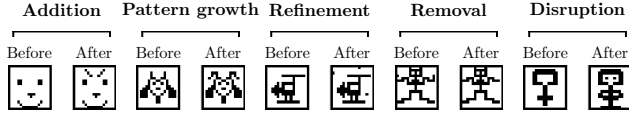


Figure 8: Illustrative examples for each of the five editing strategies.

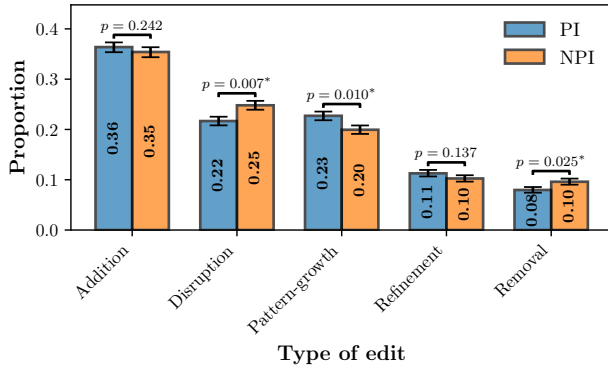


Figure 9: Prevalence of editing strategies across conditions. Error bars indicate 68% credible intervals, under uniform priors. p is the probability that the posterior includes the null (OR=1).

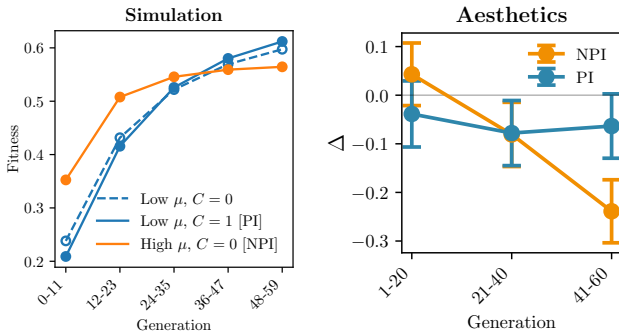


Figure 10: Left: evolution of images' fitness in an idealized selection/mutation model, under low versus high mutation rates, and in the occurrence of cumulative advantage. Social feedback (PI) is captured by low mutation rates and cumulative advantage (low μ , $C = 1$), versus high mutation rates and no cumulative advantage for NPI (high μ , $C = 0$). Right: aesthetic improvements across generations and conditions in the data. Δ is the difference between the aesthetic scores of edited images and their parents.

cause when images are far from optimal, most mutations are beneficial. However, high mutation rates fare worse at later generations, when most changes are detrimental. The data indeed shows initially better but gradually worse variations in aesthetics in condition NPI, consistent with this model (Fig. 10). Social feedback may thus have a protective effect that initially impedes improvements but ultimately preserves quality. While differences in mutation rates alone may explain an early disadvantage/late advantage under social feedback, cumulative advantage (present in condition PI) reinforces this effect (cf. the dashed versus blue solid lines in Fig. 10).

Discussion

Our findings demonstrate that positive feedback loops in culture have distinct effects on selection and innovation, with measurable consequences for the diversity and quality of the cultural goods. Selection is distinctively influenced, with significant occurrence of cumulative advantage under social feedback, which ultimately reduces the diversity of cultural markets. While we expected a share of participants to willfully pursue less popular ideas, this strategy turned out residual. By studying an open-ended creative task, we were additionally able to observe the diversity of innovation strategies and their alteration under the influence of social feedback: innovations were more conservative/meaning-preserving, and more likely to expand existing features. The latter observation is consistent with our cultural runaway hypothesis, which anticipated that positive feedback may amplify existing patterns in evolving cultural markets.

Our results highlight the complex and rich dynamics of collective creativity and cultural evolution that may emerge when both producers and consumers are taken into account. Sociological theories of culture have long emphasized a feedback loop between producers and consumers as being the most accurate ecological model – as opposed to reflection theory (wherein producers are solely driven by the tastes of consumers), isomorphism (where producers copy each other predominantly), or more structural accounts such as those in the Marxian tradition (where producers induce preferences among consumers). This model, first asserted by Berger and Luckmann (1966), has much observational and ethnographic evidence but very little experimental support. This study takes an important step towards filling that gap. Finally, we suggest that our results resonate with accounts of niche construction as a process of belief co-evolution among agents via joint free energy minimization (Bruineberg et al., 2018; Constant et al., 2018). In cultural markets, an analogous dynamic may unfold as consumers infer what is worth attending to and producers infer what is worth creating. More broadly, our work demonstrates how large-scale online experiments and modeling can advance our understanding of cultural evolution.

Future work should address several limitations. First, control experiments should determine whether changes in innovation strategies partly follow from changes in the distribution of images being selected, which could be achieved by ablation

studies similar to those from Marjeh et al. (2025). Second, participants did not observe the success of their own images; it is conceivable that they would adjust their strategies otherwise. Third, the constraint on editing, which intends to limit individual contributions, may not suffice to capture cumulative cultural evolution (Miton & Charbonneau, 2018). Finally, in spatially extended systems, partial coupling between neighboring markets may alleviate or amplify some effects of social feedback.

Acknowledgments

This work was supported by the NSF grant “Collaborative Research: Designing smart environments to augment collective learning & creativity” (award 171418).

References

- André, J.-B., Baumard, N., & Boyer, P. (2023). Cultural evolution from the producers’ standpoint. *Evolutionary Human Sciences*, 5. <https://doi.org/10.1017/ehs.2023.20>
- Baliotti, S., Goldstone, R. L., & Helbing, D. (2016). Peer review and competition in the art exhibition game. *Proceedings of the National Academy of Sciences*, 113(30), 8414–8419. <https://doi.org/10.1073/pnas.1603723113>
- Bendel, R., Higgins, S., Teberg, J., & Pyke, D. (1989). Comparison of skewness coefficient, coefficient of variation, and gini coefficient as inequality measures within populations. *Oecologia*, 78(3), 394–400.
- Berger, P., & Luckmann, T. (1966). *The social construction of reality: A treatise in the sociology of knowledge*.
- Bikhchandani, S., Hirshleifer, D., & Welch, I. (1992). A theory of fads, fashion, custom, and cultural change as informational cascades. *Journal of political Economy*, 100(5), 992–1026.
- Björkegren, D. (2018). The adoption of network goods: Evidence from the spread of mobile phones in rwanda. *The Review of Economic Studies*, 86(3), 1033–1060. <https://doi.org/10.1093/restud/rdy024>
- Boyd, R., & Richerson, P. J. (1988). *Culture and the evolutionary process*. University of Chicago press.
- Bruineberg, J., Rietveld, E., Parr, T., van Maanen, L., & Friston, K. J. (2018). Free-energy minimization in joint agent-environment systems: A niche construction perspective. *Journal of Theoretical Biology*, 455, 161–178. <https://doi.org/10.1016/j.jtbi.2018.07.002>
- Campbell, D. T. (1960). Blind variation and selective retentions in creative thought as in other knowledge processes. *Psychological Review*, 67(6), 380–400. <https://doi.org/10.1037/h0040373>
- Constant, A., Ramstead, M. J. D., Veissière, S. P. L., Campbell, J. O., & Friston, K. J. (2018). A variational approach to niche construction. *Journal of The Royal Society Interface*, 15(141). <https://doi.org/10.1098/rsif.2017.0685>
- Epstein, Z., Groh, M., Dubey, A., & Pentland, A. (2021). Social influence leads to the formation of diverse local trends. *Proceedings of the ACM on Human-Computer Interaction*, 5(CSCW2), 1–18. <https://doi.org/10.1145/3479553>
- Grootendorst, M. (2022). Bertopic: Neural topic modeling with a class-based tf-idf procedure. *arXiv preprint arXiv:2203.05794*.
- Harrison, P., Marjeh, R., Adolphi, F., van Rijn, P., Anglada-Tort, M., Tchernichovski, O., Larrouy-Maestri, P., & Jacoby, N. (2020). Gibbs sampling with people. *Advances in neural information processing systems*, 33, 10659–10671.
- Hart, Y., Mayo, A. E., Mayo, R., Rozenkrantz, L., Tendler, A., Alon, U., & Noy, L. (2017). Creative foraging: An experimental paradigm for studying exploration and discovery. *PloS one*, 12(8), e0182133.
- Kameda, T., & Hastie, R. (2015, May). Herd behavior. <https://doi.org/10.1002/9781118900772.etrds0157>
- Kumar, S., Correa, C. G., Dasgupta, I., Marjeh, R., Hu, M. Y., Hawkins, R., Cohen, J. D., Narasimhan, K., Griffiths, T., et al. (2022). Using natural language and program abstractions to instill human inductive biases in machines. *Advances in Neural Information Processing Systems*, 35, 167–180.
- Lande, R. (1981). Models of speciation by sexual selection on polygenic traits. *Proceedings of the National Academy of Sciences*, 78(6), 3721–3725. <https://doi.org/10.1073/pnas.78.6.3721>
- Lehtonen, J., & Kokko, H. (2012). Positive feedback and alternative stable states in inbreeding, cooperation, sex roles and other evolutionary processes. *Philosophical Transactions of the Royal Society B: Biological Sciences*, 367(1586), 211–221. <https://doi.org/10.1098/rstb.2011.0177>
- Li, J., Li, D., Xiong, C., & Hoi, S. (2022). Blip: Bootstrapping language-image pre-training for unified vision-language understanding and generation. <https://doi.org/10.48550/ARXIV.2201.12086>
- MacCallum, R. M., Mauch, M., Burt, A., & Leroi, A. M. (2012). Evolution of music by public choice. *Proceedings of the National Academy of Sciences*, 109(30), 12081–12086. <https://doi.org/10.1073/pnas.1203182109>
- MacKay, D. J. (2003). *Information theory, inference and learning algorithms*. Cambridge university press.
- Marjeh, R., Anglada-Tort, M., Griffiths, T. L., & Jacoby, N. (2025). Characterizing the interaction of cultural evolution mechanisms in experimental social networks. *arXiv preprint arXiv:2502.12847*.
- Mesoudi, A. (2021). Cultural selection and biased transformation: Two dynamics of cultural evolution. *Philosophical Transactions of the Royal Society B*, 376(1828). <https://doi.org/10.1098/rstb.2020.0053>
- Miton, H., & Charbonneau, M. (2018). Cumulative culture in the laboratory: Methodological and theoretical challenges. *Proceedings of the Royal Society B: Biological Sciences*, 285(1879), 20180677. <https://doi.org/10.1098/rspb.2018.0677>

- Newberry, M. G., & Plotkin, J. B. (2022). Measuring frequency-dependent selection in culture. *Nature Human Behaviour*, 6(8), 1048–1055. <https://doi.org/10.1038/s41562-022-01342-6>
- Prum, R. O. (2012). Aesthetic evolution by mate choice: Darwin's really dangerous idea. *Philosophical Transactions of the Royal Society B: Biological Sciences*, 367(1600), 2253–2265.
- Salganik, M. J., Dodds, P. S., & Watts, D. J. (2006). Experimental study of inequality and unpredictability in an artificial cultural market. *Science*, 311(5762), 854–856. <https://doi.org/10.1126/science.1121066>
- Salganik, M. J., & Watts, D. J. (2008). Leading the herd astray: An experimental study of self-fulfilling prophecies in an artificial cultural market. *Social Psychology Quarterly*, 71(4), 338–355. <https://doi.org/10.1177/019027250807100404>
- Tchernichovski, O., Globerson, E., Harrison, P., & Jacoby, N. (2025). How constraints on editing affects cultural evolution. *arXiv preprint arXiv:2502.16694*.