

---

# CAUSAL IDENTIFICATION IN MULTI-TASK DEMAND LEARNING WITH CONFOUNDING

---

**Varun Gupta**

Dept. of Operations and Information Systems  
University of Utah  
varun.gupta@eccles.utah.edu

**Vijay Kamble**

Dept. of Information and Decision Sciences  
University of Illinois Chicago  
kamble@uic.edu

February 11, 2026

## ABSTRACT

We study a canonical multi-task demand learning problem motivated by retail pricing, in which a firm seeks to estimate heterogeneous linear price-response functions across a large collection of decision contexts. Each context is characterized by rich observable covariates yet typically exhibits only limited historical price variation, motivating the use of multi-task learning to borrow strength across tasks. A central challenge in this setting is endogeneity: historical prices are chosen by managers or algorithms and may be arbitrarily correlated with unobserved, task-level demand determinants. Under such confounding by latent fundamentals, commonly used approaches, such as pooled regression and meta-learning, fail to identify causal price effects.

We propose a new estimation framework that achieves causal identification despite arbitrary dependence between prices and latent task structure. Our approach, *Decision-Conditioned Masked-Outcome Meta-Learning (DCMOML)*, involves carefully designing the information set of a meta-learner to leverage cross-task heterogeneity while accounting for endogenous decision histories. Under a mild restriction on price adaptivity in each task, we establish that this method identifies the conditional mean of the task-specific causal parameters given the designed information set. Our results provide guarantees for large-scale demand estimation with endogenous prices and small per-task samples, offering a principled foundation for deploying causal, data-driven pricing models in operational environments.

## 1 Introduction

Large retail firms routinely make pricing decisions across a vast collection of selling contexts. These contexts can take many forms: they could correspond to a single product sold by a brand across dispersed stores and channels within an omnichannel network, or to distinct products within a single catalog of an e-commerce retailer. In all such cases, each decision environment is characterized by heterogeneous demand determinants, including customer demographics, competitive conditions, local preferences, seasonality, and product-specific attributes. As a result, price sensitivities—and hence optimal prices—vary substantially across decision contexts. Effective pricing policies therefore require reliable estimates of context-specific price-response functions.

Estimating such heterogeneous demand responses poses a fundamental statistical challenge. At the level of an individual store or product, historical price variation is typically limited: operational frictions, coordinated pricing policies, and managerial practices often result in only a small number of distinct prices receiving non-negligible exposure over long periods of time. In contrast, the cross-sectional dimension is large, with many stores or products observed and rich covariates available. This data structure naturally suggests a multi-task learning or partial pooling approach [Baxter, 2000, Caruana, 1997, Gelman et al., 2013], in which a shared model maps observable characteristics to task-specific demand parameters, borrowing strength across tasks to overcome limited within-task variation.

However, this approach encounters a central obstacle that fundamentally limits its validity in observational pricing data: confounding in the price-setting process. Retail prices are not randomly assigned; they are chosen endogenously in

response to managerial beliefs, anticipated demand fluctuations, promotional calendars, and other local or product-specific shocks. Many of these factors are unobserved or only partially observed by the econometrician. As a result, prices may be systematically correlated with unobserved determinants of demand even after conditioning on observed covariates. This endogeneity is pervasive in practice and undermines the causal interpretation of price coefficients obtained from standard regression or learning-based methods [Angrist and Pischke, 2009, Wooldridge, 2010]. We establish that in a multi-task demand learning setting with arbitrarily confounded prices, commonly used approaches—including pooled regression and modern meta-learning techniques—fail to identify causal task-specific price effects. Even as the number of tasks and the number of observations per task grow, these methods converge to estimands that reflect the endogenous pricing policy rather than the underlying causal price-response function. In this sense, policy-induced confounding creates a fundamental identification failure that cannot be remedied by additional data alone.

We then ask whether improved causal identification through cross-task transfer learning is possible in this environment, and if so, under what conditions. We study a setting in which each store/product has a (locally) linear price-response curve with a context-dependent intercept and slope. The causal objects of interest are the context-specific price coefficients and intercepts. The econometric challenge is that prices are chosen endogenously using both observed covariates and latent, task-level information, so standard pooling or meta-learning targets policy-confounded objects.

Our starting insight is that, because managers and pricing algorithms set prices using local information, the realized price history is itself informative about latent demand determinants. Causal transfer learning in observational pricing data therefore must treat the price path as part of the conditioning information, rather than as a regressor whose variation can be taken as quasi-experimental. But conditioning on the full decision history creates a second, less obvious obstacle: if the learner can deterministically infer which decision is used for supervision, the training signal depends on the underlying demand parameters only through a one-dimensional projection, leaving many observationally equivalent solutions and destroying identification.

We resolve this tension with a simple information-design principle: condition on the endogenous price path to absorb confounding from latent fundamentals, while obfuscating just enough outcome information so that the supervised decision cannot be uniquely pinned down from the inputs. This yields *Decision-Conditioned Masked-Outcome Meta-Learning* (DCMOML), which masks outcomes at two candidate query points and randomizes which one is used for training. Under a mild exogeneity condition on each task that restricts the adaptivity of the final price point to the demand at the penultimate price point, this design consistently recovers the conditional expectation of the causal parameters given the information set. Overall, the paper makes three main contributions.

- *Policy confounding in multi-task demand learning.* We formalize a multi-task pricing environment with heterogeneous (linear) price responses and allow prices to be chosen by an unknown policy that depends arbitrarily on latent demand determinants. In this regime, we show that standard pooled and meta-learning objectives generally converge to policy-dependent estimands rather than causal targets.
- *Identification via information design.* We show that conditioning on the realized decision history is necessary to account for latent information embedded in endogenous prices. We propose a two-point masking and query-randomization design that identifies the conditional mean of the causal parameters.
- *A scalable estimator with minimal within-task variation.* We introduce DCMOML and establish consistency under a mild per-task exogeneity condition. The method requires only two distinct prices per task and avoids instrumental variables, randomized experiments, or parametric assumptions on the relationship between prices and latent fundamentals.

More broadly, the paper bridges empirical demand estimation under endogenous prices and cross-task learning in many small-data environments. It shows that transfer learning does not, by itself, resolve endogeneity, and it offers a simple identification-based design that makes causal estimation feasible at a large scale when randomized tests are unavailable or only partial. Identifying these context-specific demand primitives can enable principled downstream pricing and promotions decisions in retail operations.

## 2 Literature

Our work sits at the intersection of (i) empirical demand estimation under endogenous pricing, (ii) partial pooling and multi-task/meta-learning for many small-data environments, and (iii) machine learning methods for causal inference.

**Demand estimation and price endogeneity in empirical IO and marketing.** A large empirical IO and quantitative marketing literature emphasizes that prices are typically endogenous, so recovering causal demand elasticities requires explicit identification. Canonical approaches use instrumental variables or control-function corrections to break the

correlation between price and unobserved demand shocks. In differentiated products, the random-coefficients logit framework of Berry et al. [1995], Berry [1994] operationalizes this idea using instruments based on cost shifters and rivals’ characteristics; Nevo [2001] provides a prominent application highlighting how endogeneity correction changes inferred elasticities and market power. Related IO and marketing work similarly stresses that omitted quality and demand shocks can bias price coefficients absent valid instruments (e.g., Hausman [1996]).

A complementary strand replaces linear IV with control functions (or proxy residualization) embedded in nonlinear demand systems. For discrete choice models, Petrin and Train [2010] develop a control-function approach compatible with flexible first-stage price models, and Train [2009] surveys the broader discrete-choice toolkit. In marketing, hierarchical Bayes and random-effects models are widely used to capture heterogeneity across products or customers, but they do not, by themselves, resolve price endogeneity: identification still hinges on instruments, exclusion restrictions, or structural assumptions about the pricing process (e.g., Rossi et al. [2005]).

Our setting is distinct from this classical emphasis along two axes. First, we study *large-scale multi-task* demand learning—many stores/products with rich covariates but very few distinct price exposures per task—where task-by-task IV, panel fixed effects, or flexible first-stage control-function estimation is often statistically or operationally infeasible. Second, rather than positing specific cost shifters, exclusion restrictions, or a parametric pricing rule, we allow the logged pricing policy to embed *arbitrary* latent task-level information and instead pursue identification through the *information revealed to the learner*: conditioning on the endogenous decision history while designing supervision so the target causal effect remains identified without instruments.

**Learning and optimization in data-scarce pricing environments.** Operational pricing and revenue management often operate under limited data. A complementary line of work to ours studies optimization with extremely limited historical data and develops robust decision rules [Allouah et al., 2022, 2023]. These results connect closely to robust optimization [Ben-Tal et al., 2009] and to sample-complexity analyses that quantify how many observations are needed to guarantee a fixed fraction of the full-information objective [Cole and Roughgarden, 2014, Huang et al., 2015].

Our setting shares the same per-task data-scarcity motivation, but addresses it via *cross-task transfer*: we exploit many related tasks, each with only a few effective price points, to learn shared structure and adapt task-specific demand parameters. This is fundamentally different from single-environment distributional robustness, and it is also where endogeneity becomes a critical bottleneck.

**Partial pooling, Empirical Bayes, and hierarchical modeling.** When each store/product has too few observations to estimate its own demand curve reliably, a standard statistical remedy is to *partially pool* information across units. In statistics and econometrics this is formalized via hierarchical and random-effects models [Gelman et al., 2013, Laird and Ware, 1982, Pinheiro and Bates, 2000] and their Empirical Bayes (EB) counterparts, which estimate a population prior from the data and shrink task-level coefficients toward it [Carlin and Louis, 2000, Efron, 2010, Efron and Morris, 1973, Robbins, 1956]. In demand estimation, these ideas are pervasive: hierarchical Bayesian models stabilize store- or customer-level parameters while allowing systematic variation with covariates [Rossi et al., 2005]. This literature directly targets the small-data regime by trading variance for bias through shrinkage.

The success of these approaches hinges on obtaining unbiased causal estimates at the task level. Recent work studies how to conduct valid inference with *adaptive* data collection and pricing, including inference for adaptive linear models [Deshpande et al., 2018, Hadad et al., 2021, Wang et al., 2021]. Our work differs in two key respects. First, DCMOML targets *unobserved* confounding from decision dependence on latent task fundamentals, not just adaptivity to observables. Second, even when unbiased task-level estimation is feasible, classical EB/random-effects methods typically use realized prices only as regressors in the outcome likelihood and do not extract information encoded in the *price path*. In contrast, DCMOML conditions on the full realized price sequence and learns across tasks, extracting signal from pricing decisions *without* specifying a model of how prices are set, improving predictive performance.

**Multi-task learning and meta-learning under endogenous decisions.** In machine learning, cross-task transfer appears as multi-task learning (MTL), which learns shared representations or inductive biases to reduce sample complexity and improve generalization [Baxter, 2000, Caruana, 1997, Evgeniou and Pontil, 2004]. Meta-learning extends this logic to few-shot adaptation: it learns an adaptation rule that maps a small within-task dataset to task-specific parameters [Bengio et al., 1991, Finn et al., 2017, Hospedales et al., 2022]. The renewed prominence of meta-learning is also connected to the success of large foundation models and in-context learning, which can be viewed through a meta-learning lens [Radford et al., 2019].

Despite strong predictive performance, standard MTL and meta-learning formulations typically do not confront endogeneity. Our approach is motivated by the fact that, under endogenous pricing, the *decision history* itself carries information about latent task fundamentals. DCMOML conditions on the entire realized price path and learns

across tasks, using how managers move prices as an auxiliary signal about task heterogeneity, while its outcome-obfuscation/randomization design preserves causal identification when identification is feasible (e.g., with two distinct prices per task). Thus, we can view DCMOML as a decision-conditioned, causally-identified transfer-learning analogue to standard MTL/meta-learning objectives for demand prediction.

**Causal machine learning and heterogeneous treatment effects.** Our model resembles heterogeneous treatment effect (HTE) estimation in that the price coefficient varies across tasks and depends on covariates. Under unconfoundedness (ignorability), given observed features, a large literature develops flexible estimators of conditional average treatment effects, including causal trees and forests [Athey and Imbens, 2016, Wager and Athey, 2018] and orthogonal / double-robust methods such as Double Machine Learning (DML) [Chernozhukov et al., 2018] and the R-learner [Nie and Wager, 2021]. These approaches rely on the key condition that, after conditioning on observables, treatment assignment is independent of potential outcomes (or at least that the relevant orthogonality moments hold). Textbook treatments and modern syntheses appear in Imbens and Rubin [2015] and Chernozhukov et al. [2024].

In contrast, our setting permits *unobserved* confounding: prices may depend on latent store/product-specific information that also affects demand. This violates the orthogonality conditions that underpin DML/R-learner-style residualization. While classical econometrics offers remedies via instrumental variables, panel fixed effects, and difference-in-differences [Angrist and Pischke, 2009, Wooldridge, 2010], these tools are often difficult to deploy at the granularity of many stores/products with only two or three effective price points. Recent causal inference work studies identification under hidden confounding using proxy variables and proximal identification [Tchetgen Tchetgen et al., 2020], or uses instruments within flexible ML pipelines (e.g., DeepIV; Hartford et al. 2017). Our estimator takes a different route: rather than requiring instruments or proxies, we exploit the *multi-task structure with repeated decisions* and design the learner’s information set so that the realized decision history can be conditioned on without destroying identifying variation.

### 3 Model

**Tasks, Data, and Notation** We consider a multi-task demand learning environment with  $N$  tasks, indexed by  $i = 1, \dots, N$ . For concreteness, one can imagine that each task corresponds to a distinct store selling a fixed product. Tasks are heterogeneous and are characterized by observable contextual covariates  $Z_i \in \mathbb{R}^d$ , which may include demographics, competition information, geographic attributes, and other store-level features. We assume that  $\{Z_i\}_{i=1}^N$  are drawn independently from an unknown distribution  $\mathcal{P}_Z$ . For each task  $i$ , we observe  $K$  historical price–demand pairs

$$\{(p_{ik}, D_{ik})\}_{k=1}^K,$$

where  $p_{ik} \in \mathbb{R}$  denotes the price charged and  $D_{ik} \in \mathbb{R}$  denotes realized demand. Here,  $k$  represents a sequential pricing path—e.g.,  $p_{ik}$  is the price posted on day  $k$  over a window of length  $K$  and  $D_{ik}$  is the corresponding demand. Prices may repeat across the  $K$  observations. We focus on regimes with limited within-task price variation, where each task exhibits only a small number of *distinct* price levels (e.g., two or three). Throughout, we assume that at least two distinct prices are observed for every task.

**Structural Demand Model** We assume that demand is linear in price within each task. Specifically, for each task  $i$  and observation  $k$ ,

$$D_{ik} = \theta_i^0 + \theta_i^1 p_{ik} + \epsilon_{ik}, \quad (1)$$

where  $\Theta_i \triangleq (\theta_i^0, \theta_i^1)^\top \in \mathbb{R}^2$  denotes the task-specific demand parameters, and  $\epsilon_{ik}$  is an idiosyncratic demand shock. Define the regressor vector  $P_{ik} \triangleq (1, p_{ik})^\top$ , so that (1) can be written compactly as

$$D_{ik} = P_{ik}^\top \Theta_i + \epsilon_{ik}. \quad (2)$$

We assume that the noise terms  $\epsilon_{ik}$  are mean zero, have finite variance, and are independent across  $i$  and  $k$ .

**Heterogeneity and Shared Structure Across Tasks** Task-specific demand parameters vary systematically with observed context and idiosyncratically through unobserved factors. We formalize this by decomposing  $\Theta_i$  as

$$\Theta_i = g(Z_i) + \Omega_i, \quad (3)$$

where:

- $g : \mathbb{R}^d \rightarrow \mathbb{R}^2$  is an unknown, potentially nonlinear function mapping store-level contexts to the mean demand parameters, shared across all tasks, and

- $\Omega_i = (\omega_i^0, \omega_i^1)^\top$  is a task-level idiosyncratic deviation capturing unobserved demand heterogeneity.

We assume that  $\mathbb{E}[\Omega_i | Z_i] = 0$  and that  $\{\Omega_i\}_{i=1}^N$  are i.i.d. across tasks with finite second moments. The function  $g(\cdot)$  represents the systematic component of heterogeneity that can, in principle, be learned from data by pooling information across tasks, while  $\Omega_i$  captures persistent store-specific shocks that are not explained by observed covariates. Substituting (3) into the demand equation yields

$$D_{ik} = P_{ik}^\top g(Z_i) + P_{ik}^\top \Omega_i + \epsilon_{ik}. \quad (4)$$

The unobserved components of the model are therefore the task-level random effect  $\Omega_i$  and the observation-level noise  $\epsilon_{ik}$ . We assume that the collections  $\{Z_i, \Omega_i\}_i$  and  $\{\epsilon_{ik}\}_{i,k}$  are mutually independent.

**Price Assignment and Confounding** A central feature of our setting is that prices are endogenously assigned. At the outset, we impose no structure on the price-setting process beyond basic measurability and causality. In particular, we require that the period- $k$  price  $p_{ik}$  is chosen as a measurable function of the information available up to period  $k - 1$ , namely

$$(Z_i, p_{i1}, D_{i1}, \dots, p_{i,k-1}, D_{i,k-1}, \Omega_i).$$

Crucially, we do not assume that prices are conditionally exogenous: even after conditioning on the observable history  $(Z_i, p_{i1}, D_{i1}, \dots, p_{i,k-1}, D_{i,k-1})$ , the price  $p_{ik}$  may remain statistically dependent on the unobserved demand component  $\Omega_i$ . In other words, prices may reflect managerial judgment or local information unavailable to the econometrician, so endogeneity persists despite conditioning on the context and the history of observables. We will, however, later impose a mild restriction on the adaptivity of the final price  $p_{iK}$ , formalized in Assumption 1.

**Causal Estimand and Objective** Our primary object of interest is the *causal* task-specific demand parameter vector  $\Theta_i$ , which characterizes the demand response to counterfactual price interventions at store  $i$ . Importantly,  $\Theta_i$  is defined purely by market fundamentals, independent of the historical pricing policy. This distinguishes it from standard regression estimands, which capture endogenous correlations between prices and unobservables.

We note that because  $\Theta_i$  includes a random task-specific deviation  $\Omega_i$ , it cannot be perfectly recovered from finite task-level data, even as the number of tasks grows. Accordingly, our objective is to consistently estimate the *conditional mean* of  $\Theta_i$  given an admissible subset of the observable history in task  $i$ . Through transfer learning, we aim to recover this predictive causal functional, effectively denoising the task parameters while maintaining causal validity.

**Remark 1** (Relation to Double Machine Learning and the R-Learner). Expanding the model in Equation (4), observed demand satisfies

$$D_{ik} = g_1(Z_i) p_{ik} + g_0(Z_i) + p_{ik} \omega_i^1 + \omega_i^0 + \epsilon_{ik}, \quad (5)$$

where  $g(Z_i) = (g_0(Z_i), g_1(Z_i))^\top$  and  $(\omega_i^0, \omega_i^1)$  denote unobserved, store-specific deviations.

This formulation resembles the heterogeneous treatment effects framework studied in Double Machine Learning Chernozhukov et al. [2018] and the R-learner of Nie and Wager [2021]; see also Chernozhukov et al. [2024], Imbens and Rubin [2015]. In those settings, one observes i.i.d. samples  $(Z_i, p_i, D_i)$  satisfying

$$D_i = g_1(Z_i) p_i + g_0(Z_i) + \epsilon_i,$$

and the object of interest is the conditional average treatment effect  $g_1(Z_i)$ . Identification relies on cross-sectional variation in  $p_i$  conditional on  $Z_i$ , together with orthogonal estimating equations that partial out the effect of  $Z_i$  from both the outcome and the treatment.

Despite this apparent similarity, our setting differs from DML and the R-learner in a fundamental respect: each task  $i$  is associated with a *single* context  $Z_i$  but multiple, potentially confounded price realizations  $\{p_{ik}\}_{k=1}^K$ . The causal effect at the task level is

$$\Theta_i = g(Z_i) + \Omega_i,$$

where the unobserved component  $\Omega_i$  enters multiplicatively through prices in the demand equation via the term  $p_{ik}\omega_i^1$ . As a result, even after conditioning on  $Z_i$ , the price variable  $p_{ik}$  remains correlated with the unobserved slope component  $\omega_i^1$ . This violates the key orthogonality condition exploited by DML and the R-learner: residualizing  $D_{ik}$  and  $p_{ik}$  with respect to  $Z_i$  cannot eliminate the confounding term  $p_{ik}\omega_i^1$ , which is generically non-mean-zero.

## 4 Baseline Approaches and Challenges

A natural starting point for estimating the task-specific parameter  $\Theta_i$  is to fit an ordinary least squares (OLS) regression separately for each task using its  $K$  datapoints  $\{(P_{ik}, D_{ik})\}_{k=1}^K$ . This corresponds to the empirical risk minimizer (ERM)

$$\hat{\Theta}_i^{\text{OLS}} \in \arg \min_{\Theta \in \mathbb{R}^2} \sum_{k=1}^K (D_{ik} - P_{ik}^\top \Theta)^2. \quad (6)$$

There are two challenges here. First, when prices are adaptively chosen, the regression estimates are generally biased [Lai and Wei, 1982].<sup>1</sup> Second, even under non-adaptive pricing, OLS estimates can be noisy and unstable with limited per-task data. This motivates approaches that leverage shared structure across tasks.

### 4.1 Learning the Shared Model

At the opposite extreme from task-specific estimation, one may attempt to ignore task heterogeneity altogether and learn only the shared mapping  $g(\cdot)$ . This corresponds to a pure representation-learning approach in which store-level variation is explained entirely by observable context, and unobserved task-level deviations are treated as noise.

A natural baseline in this spirit is to posit a parameterized function class  $\{g_\Lambda(\cdot)\}_{\Lambda \in \mathcal{H}}$  (e.g., linear models, kernel methods, or deep neural networks), and to estimate  $\Lambda$  by pooling all observations across tasks:

$$\hat{\Lambda} \in \arg \min_{\Lambda \in \mathcal{H}} \sum_{i=1}^N \sum_{k=1}^K (D_{ik} - P_{ik}^\top g_\Lambda(Z_i))^2. \quad (7)$$

This estimator is appealing in high-dimensional settings because it avoids within-task estimation altogether and relies purely on cross-task variation. However, under the model introduced in Section 3, this approach is generically inconsistent. To see this, note that substituting the data-generating process yields the population regression residual

$$D_{ik} - P_{ik}^\top g(Z_i) = P_{ik}^\top \Omega_i + \epsilon_{ik}.$$

Because prices are endogenously assigned, the regressor  $p_{ik}$  may be correlated with the unobserved task-level deviation  $\Omega_i$ . Consequently,  $\mathbb{E}[P_{ik}^\top \Omega_i | Z_i] \neq 0$  in general, violating the orthogonality condition required for consistency of (7). This is a classical endogeneity problem: prices embed latent managerial or local information through  $\Omega_i$ , and learning  $g(\cdot)$  via pooled regression therefore recovers a policy-dependent object rather than the causal mapping from context to demand parameters.

**Example 1** (Shared-Model Estimation Can Fail under Near-Optimal Local Pricing behavior). We illustrate the severity of this failure with a simple example in which learning only the shared component leads to a qualitatively incorrect conclusion. Suppose all stores share the same observable context,  $Z_i \equiv Z$  for all  $i$ , so that  $g(Z_i)$  is constant across tasks. In this case, the estimator in (7) reduces to fitting a *single* common parameter vector  $\Theta$  using all pooled observations. Assume that each store  $i$  has a true linear demand curve

$$D_{ik} = \theta_i^0 + \theta_1 p_{ik} + \epsilon_{ik}, \quad \theta_1 < 0,$$

where  $\theta_1$  is a common (negative) slope and  $\theta_i^0 \geq 0$  is a store-specific intercept. Suppose further that the store manager observes her local demand curve perfectly and sets prices close to the revenue-maximizing level

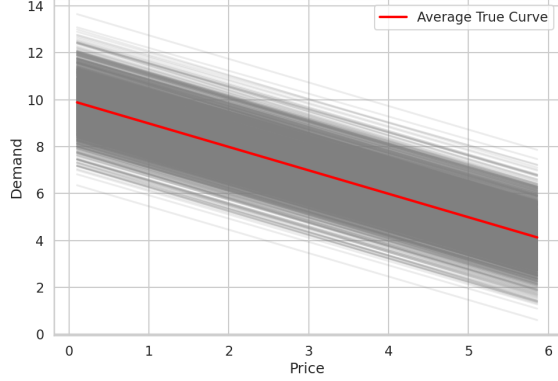
$$p_i^* = \arg \max_p p(\theta_i^0 + \theta_1 p) = -\frac{\theta_i^0}{2\theta_1},$$

with small idiosyncratic pricing noise:  $p_{ik} = p_i^* + \varepsilon_{ik}$ . Substituting into the demand equation yields

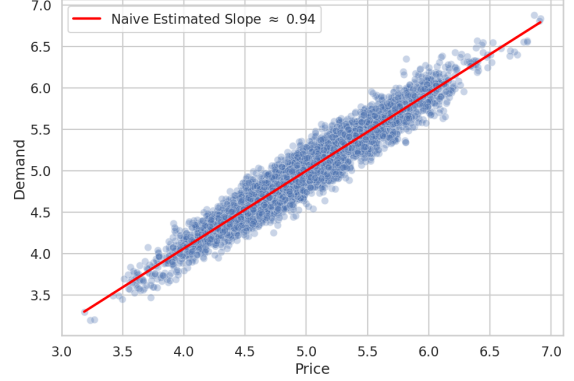
$$D_{ik} = \theta_i^0 + \theta_1 p_{ik} + \epsilon_{ik} = \frac{\theta_i^0}{2} + \theta_1 \varepsilon_{ik} + \epsilon_{ik} = -\theta_1 p_{ik} + 2\theta_1 \varepsilon_{ik} + \epsilon_{ik}.$$

Thus, in the pooled data, demand is positively correlated with price even though the true causal slope  $\theta_1$  is strictly negative. Because stores with higher intercepts optimally charge higher prices and also exhibit higher demand, the shared-model estimator attributes this cross-store variation to a positive price effect. As a result, the estimator in (7) converges to a parameter vector with a positive price coefficient, reversing the sign of the true causal effect. Figure 1 illustrates this phenomenon: although all stores have downward-sloping demand curves, the pooled price–demand relationship is upward sloping due to endogenous pricing.

<sup>1</sup>Although debiasing techniques exist (see Deshpande et al. [2018], Hadad et al. [2021], Wang et al. [2021]), these techniques trade off bias for variance and cannot reliably recover  $\Theta_i$  with small per-task data.



(a) True demand curves across stores. Each store has a linear mean demand curve  $D_{ik} = \theta_i^0 + \theta_1 p_{ik}$  with heterogeneous intercepts  $\theta_i^0 \sim \mathcal{N}(10, 1)$  and identical negative slope  $\theta_1 = -1$ .



(b) Pooled price-demand data. Managers set prices near the optimum  $p_i^* = -\theta_i^0 / (2\theta_1)$ . Demand noise is  $\epsilon_{ik} \sim \mathcal{N}(0, 1)$ , and pricing noise is  $\varepsilon_{ik} \sim \mathcal{N}(0, 0.25^2)$ .

Figure 1: Illustration of confounding in the multi-task pricing setting ( $N = 2000$ ,  $K = 2$ ). Left: True (causal) demand curves all have negative slopes. Right: Pooled data exhibit a positive price-demand relationship due to optimal pricing responding to store-specific intercepts.

## 4.2 Meta-Learning

Meta-learning provides a natural middle ground between the two extremes discussed above [Finn et al., 2017, Hospedales et al., 2022]: estimating demand separately for each store using only within-store data, and ignoring store-specific deviations by learning only the shared mapping  $g(\cdot)$ . The central idea is to use cross-store regularities to guide how limited within-store data should be interpreted. When little or no store-level data are available, the method effectively defaults to a pooled estimate; as more store-specific observations accumulate, the estimate adapts toward a store-specific demand curve. In this sense, meta-learning smoothly interpolates between shared-model learning and per-task estimation.

Operationally, meta-learning treats the estimation of each store’s demand parameters as a conditional prediction problem: given the store’s context  $Z_i$  and a small set of observed price-demand pairs, the goal is to predict the underlying parameter vector  $\Theta_i$ . This mapping from  $(Z_i, \text{data})$  to  $\Theta_i$  is learned using data from many stores, allowing the model to discover how demand parameters typically vary with the context and early price-demand signals.

Formally, we consider a parameterized adaptation map  $g_\Lambda : (Z_i, \mathcal{S}_i) \mapsto \hat{\Theta}_i$ , where the support set  $\mathcal{S}_i$  consists of the first  $K - 1$  observations for store  $i$ ,  $\mathcal{S}_i = \{(P_{i1}, D_{i1}), \dots, (P_{i,K-1}, D_{i,K-1})\}$ . The remaining observation  $(P_{iK}, D_{iK})$  is treated as a *query* point and is used to train the model via the empirical risk minimization problem<sup>2</sup>

$$\hat{\Lambda} \in \arg \min_{\Lambda} \sum_{i=1}^N (D_{iK} - P_{iK}^\top g_\Lambda(Z_i, \mathcal{S}_i))^2. \quad (8)$$

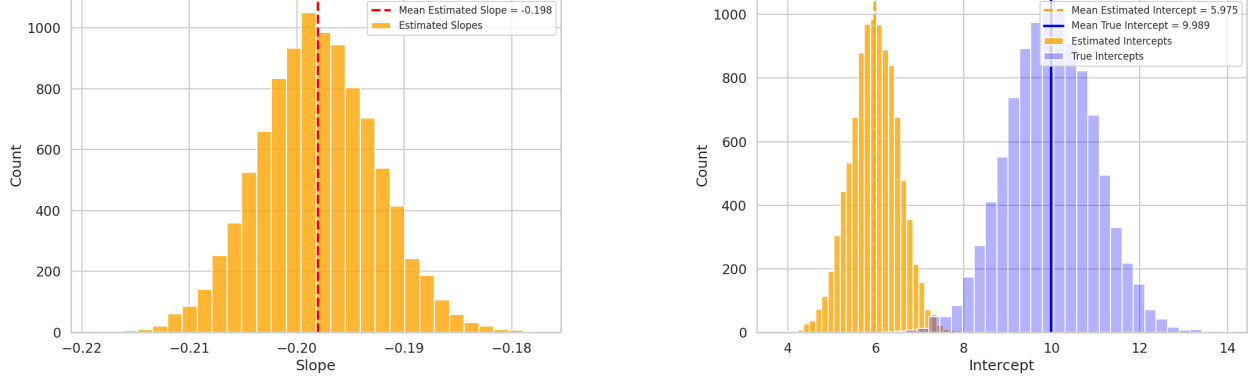
With sufficient expressive power and data, this procedure could be naively anticipated to converge to the Bayes predictor  $g_\Lambda(Z_i, \mathcal{S}_i) \approx \mathbb{E}[\Theta_i | Z_i, \mathcal{S}_i]$ , thereby optimally combining cross-store information and limited within-store observations. However, despite this flexibility, this convergence doesn’t generally hold true under our model, and meta-learning remains inconsistent for causal demand estimation. The fundamental issue is that conditioning on  $\mathcal{S}_i$  is not sufficient to remove confounding. Indeed, the population residual associated with (8) under the target  $\mathbb{E}[\Theta_i | Z_i, \mathcal{S}_i]$  satisfies

$$\begin{aligned} \mathbb{E}[D_{iK} - P_{iK}^\top \mathbb{E}[\Theta_i | Z_i, \mathcal{S}_i] | Z_i, \mathcal{S}_i] &= \mathbb{E}[P_{iK}^\top \Omega_i | Z_i, \mathcal{S}_i] - \mathbb{E}[P_{iK} | Z_i, \mathcal{S}_i]^\top \mathbb{E}[\Omega_i | Z_i, \mathcal{S}_i] \\ &= \text{Cov}(P_{iK}, \Omega_i | Z_i, \mathcal{S}_i), \end{aligned}$$

which is non-zero since, even after conditioning on all observed data up to time  $K - 1$  within the task, the query price  $p_{iK}$  remains correlated with the unobserved slope component  $\omega_i^1$ . Thus, although meta-learning adapts estimates toward store-specific parameters, the adaptation is driven by endogenous signals. The resulting estimator converges to a policy-dependent object rather than the conditional mean causal demand curve.

<sup>2</sup>It is inevitable that the support set cannot be the entire observation history for a task, as some data must be given up to provide a supervisory signal for learning the adaptation map.

**Example 2** (Failure of Meta-Learning). We continue the setting of Example 1 with  $K = 2$  observations per store. The support set consists of a single observation  $(p_{i1}, D_{i1})$ , and the query observation is  $(p_{i2}, D_{i2})$ . Suppose the intercept  $\theta_i^0$  is Gaussian, and both the demand noise  $\epsilon_{ik}$  and the pricing noise  $\varepsilon_{ik}$  are Gaussian. Under the manager’s pricing rule, the random vector  $(\Theta_i, p_{i1}, D_{i1}, p_{i2}, D_{i2})$  is jointly Gaussian. Consequently, the conditional expectation  $\mathbb{E}[\Theta_i | p_{i1}, D_{i1}]$  is an affine function of  $(p_{i1}, D_{i1})$ , and hence, linear adaptation rules of the form  $\hat{\Theta}_i = A[p_{i1}, D_{i1}]^\top + B$  are sufficient to recover the mapping. Nevertheless, the ERM objective (8) remains biased since the second-period price  $p_{i2}$  is endogenously chosen and remains correlated with  $\Theta_i$  even after conditioning on  $(p_{i1}, D_{i1})$ . Thus, meta-learning fails to recover the causal price-response function. Figure 2 illustrates this failure.



(a) Distribution of estimated slopes. The true slope is  $-1$  for all tasks.

(b) Distribution of true and estimated intercepts.

Figure 2: Estimation performance of the simple outcome-based meta-estimator  $\hat{\theta}_{ij} = a_j p_{i1} + b_j D_{i1} + c_j$  for  $j \in \{0, 1\}$  with  $K = 2$ . The left panel shows slope estimates while the right panel shows intercept estimates.

In short, per-task OLS fails due to insufficient data, while both shared-model and meta-learning approaches fail due to endogeneity.

## 5 Causal Identification

This section develops the key conceptual and technical ideas underlying our approach.

### 5.1 Conditioning on the Full Price History

The preceding sections established that conditioning on limited task-level information—such as  $(Z_i, S_i)$  in standard meta-learning—cannot in general eliminate confounding induced by endogenous pricing. We therefore turn to a natural next question: whether expanding the conditioning set to include the full price history of a task is sufficient to restore causal identification.

In particular, the realized price vector  $(p_{i1}, \dots, p_{iK})$  contains information about the latent task parameter  $\Theta_i$  through the (unknown) pricing policy, beyond what is revealed by the input–output pairs  $\{(p_{ik}, D_{ik})\}_{k=1}^{K-1}$  viewed as a regression problem. This motivates targeting the richer conditional object

$$\mathbb{E}[\Theta_i | Z_i, p_{i1}, \dots, p_{iK}, D_{i1}, \dots, D_{iK-1}], \quad (9)$$

which explicitly conditions on *all* endogenous price realizations; in particular, including the query price point  $p_{iK}$ . One might hope that passing the entire price history into a sufficiently expressive learner would control for confounding and resolve the endogeneity problem. To formalize this idea, consider the following idealized meta-learning objective. Using one observation as a query point and the remaining observations as covariates, define

$$\hat{\Lambda} \in \arg \min_{\Lambda} \sum_{i=1}^N (D_{iK} - P_{iK}^\top g_{\Lambda}(Z_i, p_{i1}, \dots, p_{iK}, D_{i1}, \dots, D_{iK-1}))^2, \quad (10)$$

where  $P_{iK} = (1, p_{iK})^\top$ . The essential difference relative to the standard meta-learning objective is that the entire price vector  $(p_{i1}, \dots, p_{iK})$  is included among the covariates (as opposed to only  $(p_{i1}, \dots, p_{iK-1})$ ).

While this modification addresses confounding at the level of conditional means, it results in a new identification challenge. The issue arises because the meta-learner has explicit access to the query price point  $p_{iK}$ . The supervision



signal for task  $i$  enters only through the scalar inner product  $P_{iK}^\top \Theta_i$ . Consequently, the empirical risk in (10) is invariant to shifts of the predicted parameter vector along directions orthogonal to  $P_{iK}$ . Formally, for any candidate prediction  $\hat{\Theta}_i$  and any measurable scalar function  $\phi$  of the inputs, define

$$\tilde{\Theta}_i \triangleq \hat{\Theta}_i + \phi(\text{inputs}_i) \begin{bmatrix} p_{iK} \\ -1 \end{bmatrix}.$$

Since  $P_{iK}^\top [p_{iK}, -1]^\top = 0$ , both  $\hat{\Theta}_i$  and  $\tilde{\Theta}_i$  achieve exactly the same objective value in (10). When the function class  $g_\Lambda$  is sufficiently expressive and because it has explicit access to  $p_{iK}$ , the learning problem admits many such observationally equivalent solutions, and the causal parameter  $\Theta_i$  is not identified. This highlights an important point: conditioning on the full decision history is *necessary* to address confounding, but empirical risk minimization alone is insufficient to pin down the underlying structural parameters.

## 5.2 Identification via Partial Obfuscation of the Decision History

We now describe a simple information design that restores identification. The objective is to define a conditioning set that is rich enough to address policy-induced confounding, while avoiding the degeneracy that arises when the learner can *pin down* the query regressor.

**Step 1: Randomizing the query index to avoid a uniquely identifiable query regressor.** A first issue with standard meta-learning is that the query index is fixed by design (e.g.,  $k = K$ ), so the learner knows *a priori* which price point will be used in the loss. In our setting, this is problematic because it makes the query regressor perfectly identifiable from the inputs. To prevent this, we randomize which observation is designated as the query.

To reduce the variance introduced by this randomization, we randomize the query index only within a *fixed two-point subset* of indices. Formally, for each task  $i$ , let  $K_i^*$  be the largest index such that  $p_{iK_i^*} \neq p_{iK}$ , i.e.,  $p_{iK_i^*}$  is the last chosen price that was distinct from  $p_{iK}$  and  $K_i^*$  is the corresponding index. Under the assumption that there are at least two distinct prices,  $K_i^*$  is well defined. Then draw

$$k_i^1 \sim \text{Unif}\{K_i^*, K\},$$

independently across tasks and independently of all other variables. We designate  $(p_{ik_i^1}, D_{ik_i^1})$  as the *query* pair. At this stage, a natural analogue of standard meta-learning is to give the learner the full price vector and all demand outcomes except the query demand:

$$X_i^{(-k_i^1)} \triangleq (Z_i, p_{i1}, \dots, p_{iK}, \mathbf{D}_i^{-k_i^1}), \quad (11)$$

which suggests the conditional target  $\mathbb{E}[\Theta_i \mid X_i^{(-k_i^1)}]$ .

**Step 2: Dropping a second demand outcome to obfuscate the query regressor.** A little thought reveals that query randomization is not sufficient. Even though the learner does not know  $k_i^1$  in advance, it can infer  $k_i^1$  from the observed data in (11) because the demand vector is indexed and therefore aligned with prices. Concretely, the learner observes  $(p_{ij}, D_{ij})$  for every  $j \neq k_i^1$ , and it observes *no* demand associated with exactly one price index. Hence, the missing index is identified, and so is the query price; in other words,  $p_{ik_i^1}$  is measurable with respect to the sigma-field generated by  $X_i^{(-k_i^1)}$ . The same non-identification from Section 5.1 therefore persists.

This argument shows that to prevent the query regressor from being uniquely identified from the covariates, it is not enough to withhold a single demand observation: doing so leaves exactly one unmatched price index. We therefore withhold *two* demand outcomes so that there are two unmatched prices and the learner cannot determine which one corresponds to the query.

In our two-point design, the second withheld index is simply the other element of  $\{K_i^*, K\}$ . Specifically, after drawing  $k_i^1$ , set

$$k_i^2 \triangleq \{K_i^*, K\} \setminus \{k_i^1\}.$$

The learner observes all prices and all demands except those at indices  $k_i^1$  and  $k_i^2$ , i.e.,  $K_i^*$  and  $K$ :

$$X_i^{-(K_i^*, K)} \triangleq (Z_i, p_{i1}, \dots, p_{iK}, \mathbf{D}_i^{-(K_i^*, K)}), \quad (12)$$

where  $\mathbf{D}_i^{-(K_i^*, K)}$  collects  $\{D_{ij} : j \notin \{K_i^*, K\}\}$  together with their indices.

Under (12), both the prices  $p_{iK_i^*}$  and  $p_{iK}$  are unassociated with demand outcomes; thus,  $p_{ik_i^1}$  is no longer measurable with respect to the sigma-field generated by  $X_i^{-(K_i^*, K)}$ , and the query regressor cannot be deterministically recovered

from the covariates. This restores identifying variation that is destroyed when the query regressor is revealed, and motivates the conditional target

$$\mathbb{E}\left[\Theta_i \mid X_i^{-(K_i^*, K)}\right] = \mathbb{E}\left[\Theta_i \mid Z_i, p_{i1}, \dots, p_{iK}, \mathbf{D}_i^{-(K_i^*, K)}\right]. \quad (13)$$

However, we need to ensure that we are not introducing a new form of confounding by withholding the additional demand outcome  $D_{iK_i^*}$ . Formally, we impose the following assumption within each task, requiring that after conditioning on the observable covariates (after demand obfuscation), the query-period demand shock remains mean zero.

**Assumption 1** (No selection on the query shock under two-point withholding). *With  $k_i^1 \sim \text{Unif}\{K_i^*, K\}$  and  $\mathbf{D}_i^{-(K_i^*, K)} = \{D_{ij} : j \neq K_i^*, K\}$ ,*

$$\mathbb{E}\left[\epsilon_{ik_i^1} \mid Z_i, p_{i1:K}, \mathbf{D}_i^{-(K_i^*, K)}, p_{ik_i^1}\right] = 0.$$

Under Assumption 1, we show in our main result that the target in (13) is identifiable with a sufficiently expressive meta-learner function class.

**Discussion.** Assumption 1 is an exogeneity restriction on the final two distinct price-points. It is naturally satisfied whenever the final pricing decision—i.e., the terminal price and how long it remains in place—does *not* respond to the demand realization at the query index  $K_i^*$ , i.e., to the demand outcome at the penultimate distinct price point.

To see this, note that by definition of  $K_i^*$ , all prices after  $K_i^*$  are identical: for every  $k > K_i^*$ ,  $p_{ik} = p_{iK}$ . Under a causal pricing policy, mean-zero shocks imply that  $\epsilon_{ik}$  is centered given the price history up to time  $k$  and the demand history up to time  $k - 1$ . Therefore, the conditional mean of  $\epsilon_{iK}$  given the entire history of observables is always 0. The problem is that the conditional mean of  $\epsilon_{iK_i^*}$  given the *entire* price path can deviate from zero if the decision to set  $p_{iK}$  and its duration depends on  $D_{iK_i^*}$ . In that case,  $p_{iK}$  and its duration reveal information about the shock  $\epsilon_{ik_i^1}$  at the query time in the event that  $k_i^1 = K_i^*$ . Consequently, Assumption 1 holds as long as the terminal price  $p_{iK}$  and its duration are chosen independently of  $D_{iK_i^*}$ . Importantly, these decisions can *still* depend on all of the rest of the historical observations and the latent parameter  $\Omega_i$ . We next discuss two common price-generating schemes under which this condition is plausible:

(i) **Non-adaptive confounded pricing.** If the decision-maker chooses the price path  $p_{i1:K}$  independent of past demand observations, although still potentially depending on the unobserved  $\Omega_i$ , then  $(p_{i1:K}, K_i^*)$  can be determined prior to the realization of the shocks  $\{\epsilon_{ik}\}_{k=1}^K$ . In particular, under the mean-zero noise condition,

$$\mathbb{E}\left[\epsilon_{ik_i^1} \mid Z_i, p_{i1:K}, \mathbf{D}_i^{-(K_i^*, K)}, p_{ik_i^1}\right] = \mathbb{E}\left[\epsilon_{ik_i^1} \mid Z_i, p_{i1:K}, p_{ik_i^1}\right] = 0.$$

This is the case, for instance, in Examples 1–2 discussed earlier.

(ii) **Adaptive confounded pricing with successive two-price experimentation.** Assumption 1 also holds for adaptive pricing routines that successively experiment at two price levels as part of a gradient descent routine on the profit curve (e.g., two-point stochastic approximation; Flaxman et al. 2005, Kiefer and Wolfowitz 1952, Salem et al. 2025, Spall 1992). Such schemes follow a canonical online learning template in which a previous gradient-step update yields a new incumbent price  $p_t$ , and the policy then deploys two nearby probes (e.g.,  $p_t \pm \delta$ ) to estimate the gradient for the next update.

In this view, if the indices  $K_i^*$  and  $K$  correspond to such a two-point experimental block—so that the probe prices (and their duration) are chosen based on earlier history and latent information  $\Omega_i$ , but not on the realized demand within the block—then Assumption 1 holds. More generally, if  $(K_i^*, K)$  do not correspond to a probe block, one can instead restrict each task to its most recent two-point experiment: take the last two distinct price points that were part of a two-price probe, and ignore any subsequent data. Tasks then have heterogeneous effective lengths, which can be handled with standard devices (e.g., masking/padding in the meta-learner inputs or architectures that operate on variable-length sequences/sets).

**Remark 2.** Assumption 1 delineates the boundary between confounding across tasks driven by policy dependence on *persistent* latent structure (which we handle) and confounding within tasks driven by policy adaptivity to observables (which we mildly restrict via the assumption). Specifically, while our framework permits arbitrary dependence between the price path and the unobserved task parameter  $\Omega_i$ , the assumption requires that pricing decisions within the final two-point query block are not updated in response to simultaneous demand shocks. By making this assumption, we ensure that each task contains a local supervisory signal for unbiased causal estimation *within* the task. The role of the information design is then to *activate* that signal for transfer learning across tasks, allowing us to recover a conditional expectation functional robust to policy-induced confounding.

### 5.3 The estimator: Decision-Conditioned Masked-Outcome Meta-Learning

We now present our main estimator.

**Definition 1** (Decision-Conditioned Masked-Outcome Meta-Learning (DCMOML)). Fix a hypothesis class  $\{g_\Lambda : \Lambda \in \mathcal{H}\}$  with  $g_\Lambda : \mathcal{Z} \times \mathbb{R}^K \times \mathbb{R}^{K-2} \rightarrow \mathbb{R}^2$ , where the inputs correspond to  $(Z_i, p_{i1:K}, \mathbf{D}_i^{-(K_i^*, K)})$  as in (12). For each task  $i$ , draw  $k_i^1$  according to Step 1 and set  $k_i^2 = \{K_i^*, K\} \setminus \{k_i^1\}$ , and form the masked-outcome information set

$$X_i^{-(K_i^*, K)} = (Z_i, p_{i1}, \dots, p_{ik_i^1}, \mathbf{D}_i^{-(K_i^*, K)}).$$

The DCMOML estimator is any empirical risk minimizer

$$\hat{\Lambda}_{\text{DCMOML}} \in \arg \min_{\Lambda \in \mathcal{H}} \frac{1}{N} \sum_{i=1}^N \left( D_{ik_i^1} - P_{ik_i^1}^\top g_\Lambda(X_i^{-(K_i^*, K)}) \right)^2, \quad (14)$$

where  $P_{ik} = (1, p_{ik})^\top$ . We refer to  $g_{\hat{\Lambda}_{\text{DCMOML}}}$  as the DCMOML meta-learner.

**Remark 3.** Instead of explicitly sampling  $k_i^1 \sim \text{Unif}\{K_i^*, K\}$ , one can equivalently minimize the *average* loss over the two candidate query indices,

$$\frac{1}{N} \sum_{i=1}^N \frac{1}{2} \sum_{k \in \{K_i^*, K\}} \left( D_{ik} - P_{ik}^\top g_\Lambda(X_i^{-(K_i^*, K)}) \right)^2,$$

since  $\mathbb{E}_{k_i^1} \left[ (D_{ik_i^1} - P_{ik_i^1}^\top g_\Lambda(X_i^{-(K_i^*, K)}))^2 \mid X_i^{-(K_i^*, K)} \right]$  equals the conditional average over  $k \in \{K_i^*, K\}$ . The latter is often preferable in practice due to reduced variance in the estimates.

### 5.4 Main results: Identification and Consistency

We now present our main results on the identifiability of our estimand and the consistency of our estimator.

**Theorem 1** (Identifiability). Consider the model of Section 3 and suppose that Assumption 1 holds. Consider the two-point query design  $k_i^1 \sim \text{Unif}\{K_i^*, K\}$  and masked-outcome information sets  $X_i^{-(K_i^*, K)}$  defined in (12). Consider the population risk over measurable maps  $g$  such that  $\mathbb{E}[(P_{ik_i^1}^\top g(X_i^{-(K_i^*, K)}))^2] < \infty$ ,

$$\mathcal{L}(g) \triangleq \mathbb{E} \left[ \left( D_{ik_i^1} - P_{ik_i^1}^\top g(X_i^{-(K_i^*, K)}) \right)^2 \right], \quad (15)$$

where the expectation is taken over the joint law of  $(Z_i, p_{i1:K}, D_{i1:K}, k_i^1)$  induced by the policy and the two-point design. Define

$$g^*(x) \triangleq \mathbb{E}[\Theta_i \mid X_i^{-(K_i^*, K)} = x]. \quad (16)$$

Then  $g^*$  is the unique minimizer of (15) in the sense that if  $\mathcal{L}(g) = \mathcal{L}(g^*)$ , then  $g(X_i^{-(K_i^*, K)}) = g^*(X_i^{-(K_i^*, K)})$  almost surely. Consequently,  $\mathbb{E}[\Theta_i \mid X_i^{-(K_i^*, K)}]$  is identified from the joint distribution of observables used by DCMOML under the two-point design.

The proof, provided in Appendix A, leverages the two-outcome withholding design to show that the query regressor cannot be recovered from the covariates and therefore retains identifying variation conditional on the learner's information. Specifically, we show that this induces a positive definite conditional second-moment matrix  $\mathbb{E}[P_{ik_i^1} P_{ik_i^1}^\top \mid X_i^{-(K_i^*, K)}]$ , which rules out the orthogonal-shift non-identification present when the query regressor is revealed. Therefore, any candidate predictor that attains the population risk minimum must agree with  $\mathbb{E}[\Theta_i \mid X_i^{-(K_i^*, K)}]$  almost surely.

**Theorem 2** (Consistency of DCMOML under realizability). Maintain the assumptions of Theorem 1. Let  $\hat{\Lambda}_{\text{DCMOML}}$  be any DCMOML empirical risk minimizer as in Definition 1, based on the two-point query design  $k_i^1 \sim \text{Unif}\{K_i^*, K\}$  and masked-outcome information sets  $X_i^{-(K_i^*, K)}$  defined in (12). Let  $\{g_\Lambda : \Lambda \in \mathcal{H}\}$  be the DCMOML hypothesis class from Definition 1 and define the restricted population risk  $\mathcal{L}(\Lambda) \triangleq \mathcal{L}(g_\Lambda)$  with  $\mathcal{L}(\cdot)$  as in (15). Assume realizability: there exists  $\Lambda_0 \in \mathcal{H}$  such that

$$g_{\Lambda_0}(X_i^{-(K_i^*, K)}) = g^*(X_i^{-(K_i^*, K)}) \quad \text{almost surely}, \quad (17)$$

where  $g^*$  is defined in (16). Assume further that the induced squared-loss class is Glivenko–Cantelli:

$$\sup_{\Lambda \in \mathcal{H}} \left| \frac{1}{N} \sum_{i=1}^N \left( D_{ik_i^1} - P_{ik_i^1}^\top g_\Lambda(X_i^{-(K_i^*, K)}) \right)^2 - \mathcal{L}(\Lambda) \right| \xrightarrow{p} 0. \quad (18)$$

Then any DCMOML ERM solution satisfies

$$\mathcal{L}(g_{\hat{\Lambda}_{\text{DCMOML}}}) \xrightarrow{p} \mathcal{L}(g^*). \quad (19)$$

If, in addition, there exists  $\underline{\lambda} > 0$  such that the minimum eigenvalue

$$\lambda_{\min} \left( \mathbb{E}[P_{ik_i^1} P_{ik_i^1}^\top \mid X_i^{-(K_i^*, K)}] \right) \geq \underline{\lambda} \quad \text{almost surely,} \quad (20)$$

then DCMOML is  $L^2$ -consistent:

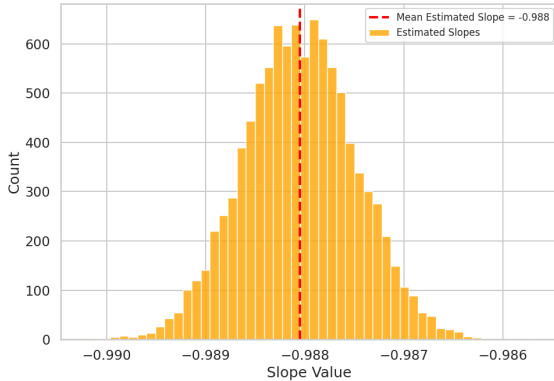
$$\mathbb{E} \left[ \| g_{\hat{\Lambda}_{\text{DCMOML}}}(X_i^{-(K_i^*, K)}) - g^*(X_i^{-(K_i^*, K)}) \|_2^2 \right] \xrightarrow{p} 0. \quad (21)$$

This consistency result follows from standard uniform convergence arguments: under realizability and a Glivenko–Cantelli (uniform law of large numbers) condition for the induced squared-loss class, any empirical risk minimizer has population risk converging to the population minimum and therefore converges (in risk, and in  $L^2$  under the eigenvalue condition) to the identified target. The proof is presented in Appendix A. The eigenvalue condition is a well-conditioning requirement that the squared price gap  $(p_{K^*} - p_K)^2$  remains strictly positive and sufficiently large relative to the scale of the prices; see Appendix D.

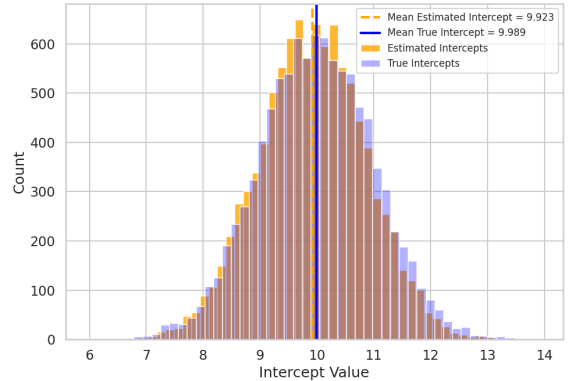
**Example 3** (Continuation of Example 1). We now examine the performance of DCMOML in the environment of Example 1, when each store provides only  $K = 2$  observations. Since the observable context is constant (so  $Z_i \equiv Z$ ), the two-outcome withholding design in (12) leaves the learner with only the realized prices:  $X_i^{-(K_i^*, K)} = (p_{i1}, p_{i2})$ . (Here  $K_i^* = 1$  and  $K = 2$  for every task, so the withheld indices are  $\{1, 2\}$ .) Thus, DCMOML amounts to training a meta-learner that maps the *pair of prices* to the store-level demand parameters,

$$g^*(p_{i1}, p_{i2}) = \mathbb{E}[\Theta_i \mid p_{i1}, p_{i2}], \quad \Theta_i = (\theta_i^0, \theta_i^1)^\top.$$

As discussed earlier, in this example, all primitives are Gaussian, and the pricing rule is affine, so  $(\Theta_i, p_{i1}, p_{i2})$  is jointly Gaussian. Consequently,  $g^*(p_{i1}, p_{i2})$  is an affine function of  $(p_{i1}, p_{i2})$ , and it is sufficient to fit a linear predictor. Moreover,  $(p_{i1}, p_{i2})$  is exchangeable, so the target is symmetric:  $g^*(p_{i1}, p_{i2}) = g^*(p_{i2}, p_{i1})$ . One can therefore impose a symmetric linear form in which the two prices enter with the same coefficients. Figure 3 illustrates that DCMOML with this linear symmetric function class recovers the correct demand parameters in this setting.



(a) Distribution of estimated slopes under DCMOML. The true slope is  $-1$  for all tasks.



(b) Distribution of true and estimated intercepts under DCMOML.

Figure 3: Estimation performance of the DCMOML meta-learner  $\hat{\theta}_{ij} = a_j(p_{i1} + p_{i2}) + c_j$  for  $j \in \{0, 1\}$  with  $K = 2$ . The estimator well approximates the demand parameters across all tasks.

## 6 Experiments

### 6.1 Evaluating Design Alternatives

We evaluate DCMOML and design alternatives on a more realistic variant of Example 1. Each task  $i$  is a store-specific linear demand curve with both slope and intercept varying across tasks. Prices are chosen endogenously by a manager

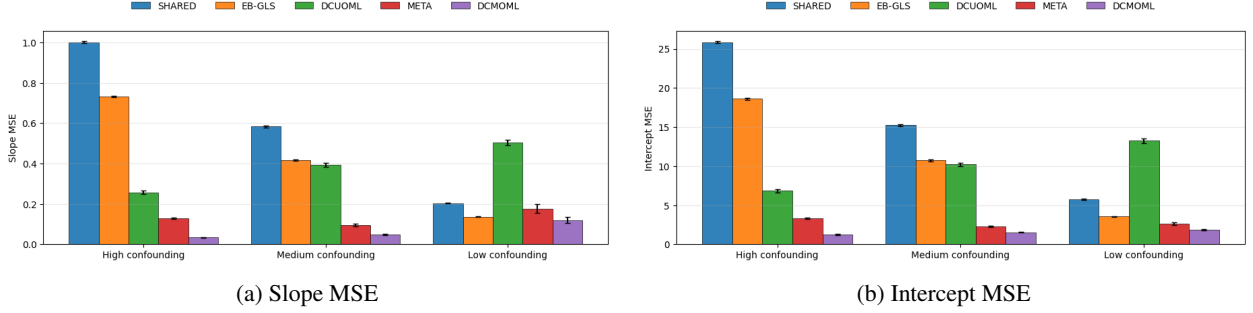


Figure 4: Estimation error across confounding levels for  $K = 2$ . Error bars show  $\pm 1$  SE.

who (i) forms a noisy estimate of the task’s revenue-optimal price and (ii) locally experiments around that estimate. We vary the noise in the manager’s optimal-price estimate to control the strength of confounding: when the estimate is accurate, prices are more tightly coupled to latent parameters; as this noise increases, prices contain more quasi-exogenous variation and confounding weakens. We consider three regimes: high, medium, and low confounding (HC, MC, LC, resp.). Throughout, within-task experimentation remains small. The precise definition of the setup is presented in the Appendix B. Note that in this environment, all  $K$  prices per task and hence the last two price points, are almost surely distinct. As a result,  $K_i^* = K - 1$  (almost surely) for all tasks.

**Methods.** The alternative methods are designed to test the design choices we made in DCMOML.

1. **META.** The classical meta-learning baseline that conditions on  $(p_1, D_1), \dots, (p_{K-1}, D_{K-1})$  and is trained by minimizing squared error on the final point  $(p_K, D_K)$ .
2. **DCML (Decision-conditioned meta-learning).** A decision-conditioned meta-learner that conditions on  $(p_1, D_1), \dots, (p_{K-1}, D_{K-1})$  and the query price  $p_K$  (but not  $D_K$ ), and is trained to predict  $D_K$ . The goal of including this alternative is to highlight the identifiability challenges that arise by simply passing  $p_K$  to the classic meta-learning baseline.
3. **DCUOML (Decision-conditioned unassigned-outcome meta-learning).** A DCMOML-style variant that randomizes the query index over  $\{K - 1, K\}$ , but reveals more demand information to the learner. Concretely, the model observes  $(p_1, D_1), \dots, (p_{K-2}, D_{K-2}), p_{K-1}, p_K$  and the non-query demand  $D_{-q}$ , and is trained to predict the queried outcome  $D_q$ . This preserves the causal design principle while obfuscating less than DCMOML (which withholds both  $D_{K-1}$  and  $D_K$ ), since the unassigned demand may still be predictive. However, it can hurt performance: the model may infer which price  $D_{-q}$  corresponds to, thereby recovering the query price and reintroducing the same identification failures as DCML.
4. **EB-GLS (Empirical Bayes with GLS shrinkage).** A hierarchical random-effects baseline that models each task’s linear demand parameters  $(\theta_i^1, \theta_i^0)$  as draws from a shared Gaussian prior estimated from the data, and returns the posterior mean of  $(\theta_i^1, \theta_i^0)$  under a heteroskedastic generalized least squares (GLS) likelihood for  $(p_{ik}, D_{ik})$  within each task.
5. **SHARED (Pooled OLS).** Fits a single linear demand model by pooling all tasks and all observations, yielding one common intercept and slope shared across tasks.
6. **TASK-OLS (Per-task OLS).** Fits an independent OLS demand model separately for each task using only that task’s observations, producing task-specific intercepts and slopes.

We focus on  $K = 2$  since it is the most stringent regime for outcome obfuscation, as no demand values are revealed to the learner under DCMOML. All transfer-learning methods use a simple feedforward neural network architecture (MLP with a hidden dimension of 128 and depth 4). We report MSE with standard error for recovering the task-level slope  $\theta_i^1$  and intercept  $\theta_i^0$  in Figure 4.

**Findings.** Three patterns emerge. First, under high confounding, DCMOML substantially outperforms all baselines on both slope and intercept estimation. In contrast, DCML performs quite poorly (omitted from the plots to improve readability; see Table 1 in the Appendix) as conditioning directly on the query decision renders the causal estimand unidentifiable. TASK-OLS is also unstable in this regime due to limited within-task price variation (Table 1 in the Appendix). As expected, EB-GLS significantly improves performance relative to TASK-OLS and SHARED; however, it is outperformed by META and DCMOML, suggesting the power of meta-learning techniques in extracting signal from decision choices that EB ignores.

Second, while DCMOML remains competitive throughout, its relative advantage is naturally largest in the regime it is designed for: highly endogenous pricing with minimal within-task experimentation. When confounding weakens, obfuscating outcomes discards useful signal, so the performance of DCMOML, META-LEARNING, EB-GLS, and SHARED moves closer.

Finally, DCUOML exhibits poor performance despite query randomization and information obfuscation, presumably since it leaks enough information for the learner to effectively infer the query decision, reintroducing the identifiability failure that plagues DCML.

## 6.2 Evaluation on Retail Dataset

We evaluate DCMOML on *UK-online-retail*, an online retail dataset containing transaction data spanning 01/12/2010–09/12/2011 for a UK-based gift retailer [Chen, 2015]. It contains  $\sim 4,070$  products, each with an average of 3.78 distinct posted prices (median 4). Price exposure is highly concentrated: the modal price accounts for 65.48% of observed days on average, and the top two prices together account for 89.74%.

**Tasks and holdout protocol.** We construct two product-level task definitions. In both, the context is  $Z_i \in \mathbb{R}^{1024}$ , the sentence-transformer embedding [Reimers and Gurevych, 2019] of the product title. Since ground-truth demand parameters  $\Theta_i$  are unobserved, performance of demand estimation methods is evaluated by predictive accuracy on a held-out price point.

1. *Static-Top3 (aggregate view)*. We retain products with at least three distinct prices ( $n = 2833$ ). For each product, we compute average daily demand at its three most frequently observed prices, yielding three pairs  $(p_{i1}, D_{i1}), (p_{i2}, D_{i2}), (p_{i3}, D_{i3})$  ordered by frequency. We train on the top two pairs (so  $K = 2$ ) and evaluate on the third. This construction intentionally discards timing and treats the data as a compressed price–mean-demand summary, mirroring common practice in demand estimation when pricing is viewed as locally non-adaptive.
2. *Exposure-Sequence (temporal view)*. For each product, we compress the daily price/sales series into a sequence of *price exposures*  $\{(p_{ik}, e_{ik}, D_{ik})\}_{k=1}^{K_i}$ , where  $p_{ik}$  is the  $k$ th distinct posted price level,  $e_{ik}$  is the number of consecutive days it is in effect, and  $D_{ik}$  is the average daily demand over those  $e_{ik}$  days. By construction  $p_{i,k} \neq p_{i,k+1}$ . We truncate to a common length  $K$  and focus on  $K = 2$ , holding out exposure 3 for evaluation.

**Practical considerations.** Both tasks induce heteroskedasticity because  $D_{ik}$  averages over variable exposure lengths; we accordingly minimize exposure-weighted squared losses during training. In the temporal task, exposure lengths  $e_{ik}$  are themselves decision variables and may encode latent demand conditions. DCMOML applies the same information-design principle: condition on the endogenous decision history (prices and exposures), but obfuscate outcomes so the learner cannot deterministically infer which decision is used for supervision.

We focus on  $K = 2$  for two reasons: (i) it is the most challenging regime for DCMOML, which reveals no demand outcomes to the meta-learner; and (ii) in the temporal task it prioritizes the most recent history, mitigating concerns about non-stationarity.

**Methods.** We compare:

- (i) DCMOML. Our proposed meta-learner that predicts product-specific parameters  $\Theta_i$  from covariates and decisions while withholding demand at the two candidate query indices. Learner inputs are  $(Z_i, p_{i1}, p_{i2})$  for Static-Top3 and  $(Z_i, p_{i1}, e_{i1}, p_{i2}, e_{i2})$  for Exposure-Sequence. Training averages the exposure-weighted squared loss over query indices  $\{1, 2\}$ .
- (ii) META. A classical meta-learning baseline that conditions on fully observed support pairs and predicts a fixed query point. To ensure a fair comparison with DCMOML—whose supervision is averaged across two candidate query indices—we symmetrize the META objective by averaging the exposure-weighted squared loss over both possible support/query assignments. Concretely, for each product, we evaluate the loss once using observation 1 as support and 2 as the query, and once with the roles reversed, and average the two losses during training.
- (iii) META-NA (non-averaged). A temporal META variant for Exposure-Sequence that uses exposure 1 as support and exposure 2 as the query (no averaging), capturing a forward-in-time supervision rule aligned with causal pricing.
- (iv) SHARED. A pooled baseline that predicts  $\Theta_i$  from  $Z_i$  alone, trained using the same query indices as DCMOML/META.

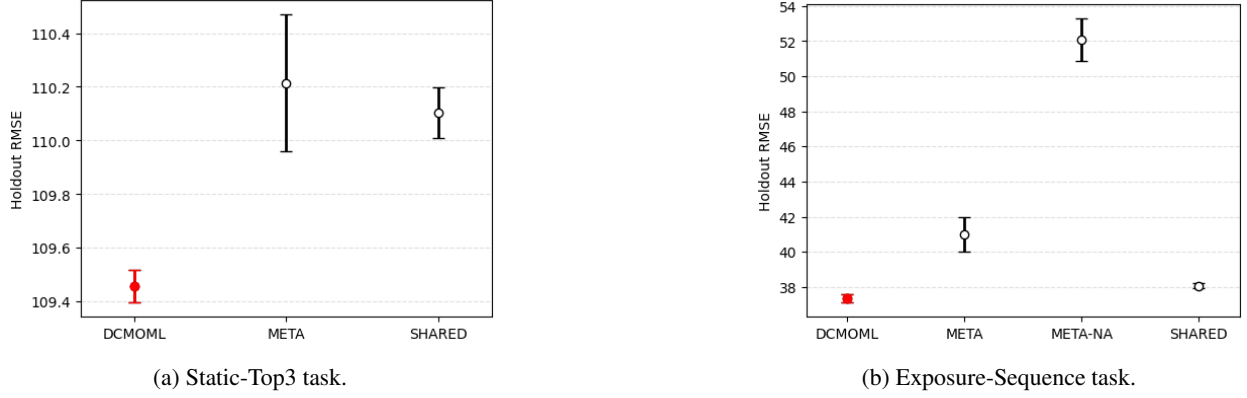


Figure 5: Held-out RMSE with 95% confidence intervals. DCMOML is highlighted in red.

- (v) PER-TASK. A product-specific baseline for Static-Top3 that fits a separate exposure-weighted linear model per product using all available (non-holdout) price points (not just the top three most frequent).

**Training and evaluation.** For transfer-learning methods, we split products into 80% train and 20% validation sets and use the validation RMSE for early stopping (same criterion across methods). All methods use the same feedforward network (depth 2, hidden size 256). Losses are exposure-weighted and normalized within each product in every batch (see Appendix C for details). We repeat the full pipeline over 100 random seeds; PER-TASK solves weighted least squares per product and requires no repeats. We report exposure-weighted RMSE on the held-out point:  $\text{RMSE} = \sqrt{(\sum_i e_i (y_i - \hat{y}_i)^2) / (\sum_i e_i)}$ , and 95% confidence intervals across seeds.

**Findings.** The results are presented in Figure 5. Across both task definitions, DCMOML achieves the lowest held-out RMSE, outperforming outcome-conditioned META and the pooled SHARED model. This pattern is consistent with pricing endogeneity: posted prices appear correlated with latent, product-specific demand factors not captured by  $Z_i$ , plausibly reflecting decentralized pricing with private demand information across the product catalog.

The RMSE in the Exposure-Sequence task is generally lower than that in the Static-Top3 task, aligned with the fact that (a) the Static-Top3 task tests on a holdout that is not seen in training, while for the Exposure-Sequence model, the holdout point may have appeared in the training price-points, and (b) conditioning on recent history yields a more temporally relevant signal. The performance of SHARED is competitive compared to META, outperforming it on the Exposure-Sequence task. This could possibly reflect a combination of endogeneity and the fact that META has to learn a more complex model with the same supervisory budget as SHARED. META-NA, moreover, only has effectively about half this budget, resulting in a substantially worse performance. Finally, PER-TASK performs poorly on Static-Top3 (RMSE 200.50; omitted for readability), highlighting the gains from cross-task transfer even when products are heterogeneous.

## 7 Conclusion

This paper studies multi-task demand learning when historical prices are endogenously chosen and may be arbitrarily correlated with unobserved demand drivers. In this regime, standard pooling and outcome-conditioned meta-learning can converge to policy-confounded estimands and fail to recover causal price effects, even with many tasks.

We propose a simple information-design principle to restore identification: the learner must condition on the endogenous decision history, yet it must not be able to deterministically infer which decision is used for supervision. This yields Decision-Conditioned Masked-Outcome Meta-Learning (DCMOML), which conditions on the full within-task price path while masking outcomes at two candidate query indices and randomizing (equivalently, averaging) the query choice. Under a non-selection condition on the query-period shock and with only two distinct historical prices per task, we show the population risk has a unique minimizer equal to the desired conditional target, and that ERM is consistent under standard regularity conditions. We validate the performance of our approach on both synthetic data with varying degrees of confounding and a retail e-commerce transaction dataset.

Future work includes extending DCMOML to richer demand models (nonlinearities, cross-price effects), characterizing efficiency and optimal masking when more than two prices are available, integrating identification with downstream pricing optimization under distribution shift, and developing diagnostics to decide when outcome masking is warranted in practice.

## References

- Amine Allouah, Achraf Bahamou, and Omar Besbes. Pricing with samples. *Operations Research*, 70(2):1088–1104, 2022.
- Amine Allouah, Achraf Bahamou, and Omar Besbes. Optimal pricing with a single point. *Management Science*, 69(10):5866–5882, 2023.
- Joshua D. Angrist and Jörn-Steffen Pischke. *Mostly Harmless Econometrics: An Empiricist’s Companion*. Princeton University Press, 2009.
- Susan Athey and Guido W. Imbens. Recursive partitioning for heterogeneous causal effects. *Proceedings of the National Academy of Sciences*, 113(27):7353–7360, 2016.
- Jonathan Baxter. A model of inductive bias learning. *Journal of Artificial Intelligence Research*, 12:149–198, 2000.
- Aharon Ben-Tal, Laurent El Ghaoui, and Arkadi Nemirovski. Robust optimization. 2009.
- Y. Bengio, S. Bengio, and J. Cloutier. Learning a synaptic learning rule. In *IJCNN-91-Seattle International Joint Conference on Neural Networks*, volume ii, pages 969 vol.2–, 1991. doi: 10.1109/IJCNN.1991.155621.
- Steven Berry, James Levinsohn, and Ariel Pakes. Automobile prices in market equilibrium. *Econometrica*, 63(4):841–890, 1995.
- Steven T. Berry. Estimating discrete-choice models of product differentiation. *RAND Journal of Economics*, 25(2):242–262, 1994.
- Bradley P. Carlin and Thomas A. Louis. *Bayes and Empirical Bayes Methods for Data Analysis*. Chapman and Hall/CRC, Boca Raton, FL, 2 edition, 2000. ISBN 9781584881704. doi: 10.1201/9781420057669.
- Rich Caruana. Multitask learning. *Machine Learning*, 28(1):41–75, 1997.
- Daqing Chen. Online Retail. UCI Machine Learning Repository, 2015. DOI: <https://doi.org/10.24432/C5BW33>.
- Victor Chernozhukov, Denis Chetverikov, Mert Demirer, Esther Duflo, Christian Hansen, Whitney Newey, and James Robins. Double/debiased machine learning for treatment and structural parameters. *The Econometrics Journal*, 21(1):C1–C68, 2018.
- Victor Chernozhukov, Christian Hansen, Nathan Kallus, Martin Spindler, and Vasilis Syrgkanis. Applied causal inference powered by ML and AI. arXiv:2403.02467, 2024. Online book project: [causalml-book.org](https://causalml-book.org).
- Richard Cole and Tim Roughgarden. The sample complexity of revenue maximization. In *Proceedings of the 46th Annual ACM Symposium on Theory of Computing (STOC)*, 2014.
- Yash Deshpande, Lester Mackey, Vasilis Syrgkanis, and Matt Taddy. Accurate inference for adaptive linear models. In Jennifer Dy and Andreas Krause, editors, *Proceedings of the 35th International Conference on Machine Learning*, volume 80 of *Proceedings of Machine Learning Research*, pages 1194–1203. PMLR, 2018.
- Bradley Efron. *Large-Scale Inference: Empirical Bayes Methods for Estimation, Testing, and Prediction*, volume 1 of *Institute of Mathematical Statistics Monographs*. Cambridge University Press, 2010. ISBN 9781107619678. doi: 10.1017/CBO9780511761362. Paperback reprint available (later printing).
- Bradley Efron and Carl Morris. Stein’s estimation rule and its competitors—an empirical bayes approach. *Journal of the American Statistical Association*, 68(341):117–130, 1973. doi: 10.1080/01621459.1973.10481350.
- Theodoros Evgeniou and Massimiliano Pontil. Regularized multi-task learning. In *Proceedings of the Tenth ACM SIGKDD International Conference on Knowledge Discovery and Data Mining (KDD)*, pages 109–117, 2004.
- Chelsea Finn, Pieter Abbeel, and Sergey Levine. Model-agnostic meta-learning for fast adaptation of deep networks. In *Proceedings of the 34th International Conference on Machine Learning (ICML)*, pages 1126–1135, 2017.
- Abraham D. Flaxman, Adam Tauman Kalai, and H. Brendan McMahan. Online convex optimization in the bandit setting: Gradient descent without a gradient. In *Proceedings of the Sixteenth Annual ACM-SIAM Symposium on Discrete Algorithms (SODA)*, pages 385–394, 2005.
- Andrew Gelman, John B. Carlin, Hal S. Stern, David B. Dunson, Aki Vehtari, and Donald B. Rubin. *Bayesian Data Analysis*. CRC Press, 3 edition, 2013.
- Vitor Hadad, David A. Hirshberg, Ruohan Zhan, Stefan Wager, and Susan Athey. Confidence intervals for policy evaluation in adaptive experiments. *Proceedings of the National Academy of Sciences*, 118(15):e2014602118, 2021. doi: 10.1073/pnas.2014602118.
- Jason Hartford, Greg Lewis, Kevin Leyton-Brown, and Matt Taddy. Deep IV: A flexible approach for counterfactual prediction. *Proceedings of the 34th International Conference on Machine Learning (ICML)*, pages 1414–1423, 2017.



- Jerry A Hausman. Valuation of new goods under perfect and imperfect competition. In *The economics of new goods*, pages 207–248. University of Chicago Press, 1996.
- Timothy Hospedales, Antreas Antoniou, Paul Micaelli, and Amos Storkey. Meta-learning in neural networks: A survey. *IEEE Transactions on Pattern Analysis and Machine Intelligence*, 2022. Also available as arXiv:2004.05439.
- Zhiyi Huang, Yishay Mansour, and Tim Roughgarden. Making the most of your samples. In *Proceedings of the 2015 ACM Conference on Economics and Computation (EC)*, 2015.
- Guido W. Imbens and Donald B. Rubin. *Causal Inference for Statistics, Social, and Biomedical Sciences: An Introduction*. Cambridge University Press, 2015.
- Jack Kiefer and Jacob Wolfowitz. Stochastic estimation of the maximum of a regression function. *The Annals of Mathematical Statistics*, 23(3):462–466, 1952. doi: 10.1214/aoms/1177729392.
- Tze Leung Lai and Ching Zong Wei. Least squares estimates in stochastic regression models with applications to identification and control of dynamic systems. *The Annals of Statistics*, pages 154–166, 1982.
- Nan M. Laird and James H. Ware. Random-effects models for longitudinal data. *Biometrics*, 38(4):963–974, 1982.
- Aviv Nevo. Measuring market power in the ready-to-eat cereal industry. *Econometrica*, 69(2):307–342, 2001.
- Xinkun Nie and Stefan Wager. Quasi-oracle estimation of heterogeneous treatment effects. *Biometrika*, 108(2):299–319, 2021.
- Amil Petrin and Kenneth Train. A control function approach to endogeneity in consumer choice models. *Journal of Marketing Research*, 47(1):3–13, 2010.
- José C. Pinheiro and Douglas M. Bates. *Mixed-Effects Models in S and S-PLUS*. Springer, 2000. ISBN 9780387989570.
- Alec Radford, Jeffrey Wu, Rewon Child, David Luan, Dario Amodei, and Ilya Sutskever. Language models are unsupervised multitask learners. Technical report, OpenAI, 2019.
- Nils Reimers and Iryna Gurevych. Sentence-bert: Sentence embeddings using siamese BERT-networks. In *Proceedings of the 2019 Conference on Empirical Methods in Natural Language Processing and the 9th International Joint Conference on Natural Language Processing (EMNLP-IJCNLP)*, pages 3982–3992, 2019.
- Herbert Robbins. An empirical bayes approach to statistics. In Jerzy Neyman, editor, *Proceedings of the Third Berkeley Symposium on Mathematical Statistics and Probability*, volume 1, pages 157–163. University of California Press, Berkeley, CA, 1956.
- Peter E. Rossi, Greg M. Allenby, and Robert McCulloch. *Bayesian Statistics and Marketing*. Wiley, 2005.
- Jad Salem, Swati Gupta, and Vijay Kamble. Algorithmic challenges in ensuring fairness at the time of decision. *Operations Research*, 2025.
- James C. Spall. Multivariate stochastic approximation using a simultaneous perturbation gradient approximation. *IEEE Transactions on Automatic Control*, 37(3):332–341, 1992.
- Eric J. Tchetgen Tchetgen et al. An introduction to proximal causal learning. *arXiv preprint arXiv:2009.10982*, 2020.
- Kenneth E. Train. *Discrete Choice Methods with Simulation*. Cambridge University Press, 2 edition, 2009.
- Stefan Wager and Susan Athey. Estimation and inference of heterogeneous treatment effects using random forests. *Journal of the American Statistical Association*, 113(523):1228–1242, 2018.
- Yining Wang, Xi Chen, Xiangyu Chang, and Dongdong Ge. Uncertainty quantification for demand prediction in contextual dynamic pricing. *Production and Operations Management*, 30(6):1703–1717, 2021. doi: 10.1111/poms.13337.
- Jeffrey M. Wooldridge. *Econometric Analysis of Cross Section and Panel Data*. MIT Press, 2 edition, 2010.

## A Proofs of Main Results

*Proof of Theorem 1.* Fix a task  $i$  and suppress the subscript  $i$  to simplify notation. Write

$$Z \equiv Z_i, \quad p_{1:K} \equiv (p_{i1}, \dots, p_{iK}), \quad \Theta \equiv \Theta_i, \quad k^1 \equiv k_i^1, \quad K^* \equiv K_i^*, \quad \mathbf{D}^{-(K^*, K)} \equiv \mathbf{D}_i^{-(K_i^*, K)}.$$

Define the learner’s covariates

$$X \triangleq (Z, p_{1:K}, \mathbf{D}^{-(K^*, K)}),$$

and recall the structural equation for each  $k = 1, \dots, K$ ,

$$D_k = P_k^\top \Theta + \epsilon_k, \quad P_k = (1, p_k)^\top. \quad (22)$$

By Assumption 1, the query-period noise satisfies

$$\mathbb{E}[\epsilon_{k^1} \mid X, p_{k^1}] = 0. \quad (23)$$

Define the conditional mean

$$m(X, k^1) \triangleq \mathbb{E}[\Theta \mid X, k^1].$$

**Step 1:  $m(X, k^1)$  is  $X$ -measurable and equals  $\mathbb{E}[\Theta \mid X]$ .** Let  $M \triangleq \{K^*, K\}$  be the (task-specific) unordered set of indices whose demand outcomes are missing from  $X$ . By construction,  $M$  is  $X$ -measurable because  $X$  reveals exactly which demand indices are observed (equivalently, which two indices are withheld).

We claim that, conditional on  $(X, M)$ , the label  $k^1$  carries no additional information about  $\Theta$ :

$$\Theta \perp k^1 \mid (X, M). \quad (24)$$

Indeed, conditional on  $(Z, p_{1:K}, D_{1:K})$ , the random index  $k^1$  is drawn independently of all structural variables according to  $\text{Unif}\{K^*, K\}$ , and  $k^2$  is then set to be the other element of  $M = \{K^*, K\}$ . Moreover,  $X$  is a symmetric function of  $(k^1, k^2)$  in the sense that it depends on them only through the unordered set  $M$  (it removes the two demand outcomes indexed by  $M$  but does not use their ordering). Thus, conditional on  $(X, M)$ , the random choice of which element of  $M$  is called “ $k^1$ ” is independent of  $\Theta$ , establishing (24).

Using (24) and the tower property, we obtain

$$\begin{aligned} m(X, k^1) &= \mathbb{E}[\Theta \mid X, k^1] = \mathbb{E}[\mathbb{E}[\Theta \mid X, M, k^1] \mid X, k^1] \\ &= \mathbb{E}[\mathbb{E}[\Theta \mid X, M] \mid X, k^1] \\ &= \mathbb{E}[\Theta \mid X, M] = \mathbb{E}[\Theta \mid X] \triangleq g^*(X), \end{aligned} \quad (25)$$

where the last equality uses that  $M$  is  $X$ -measurable.

**Step 2: Excess-risk decomposition.** Consider the class  $\mathcal{G}$  of measurable maps  $g : \mathcal{X} \rightarrow \mathbb{R}^2$  and the population risk

$$\tilde{\mathcal{L}}(g) \triangleq \mathbb{E}[(D_{k^1} - P_{k^1}^\top g(X))^2],$$

which coincides with (15) under our notation. Let  $g^*(X) \triangleq \mathbb{E}[\Theta \mid X]$  and fix any  $g \in \mathcal{G}$ . Define

$$\Delta(X) \triangleq g(X) - g^*(X),$$

which is  $X$ -measurable.

Using  $D_{k^1} = P_{k^1}^\top \Theta + \epsilon_{k^1}$  from (22), we can write

$$\begin{aligned} D_{k^1} - P_{k^1}^\top g(X) &= P_{k^1}^\top \Theta + \epsilon_{k^1} - P_{k^1}^\top g^*(X) - P_{k^1}^\top \Delta(X) \\ &= \underbrace{(P_{k^1}^\top (\Theta - g^*(X)) + \epsilon_{k^1})}_{\triangleq \xi} - P_{k^1}^\top \Delta(X), \end{aligned} \quad (26)$$

where  $\xi$  denotes the “oracle” residual under  $g^*$ . Squaring (26) and taking expectations gives

$$\begin{aligned} \tilde{\mathcal{L}}(g) &= \mathbb{E}[(\xi - P_{k^1}^\top \Delta(X))^2] \\ &= \mathbb{E}[\xi^2] + \mathbb{E}[(P_{k^1}^\top \Delta(X))^2] - 2\mathbb{E}[\xi P_{k^1}^\top \Delta(X)]. \end{aligned} \quad (27)$$

Since  $\tilde{\mathcal{L}}(g^*) = \mathbb{E}[\xi^2]$ , subtracting  $\tilde{\mathcal{L}}(g^*)$  yields

$$\tilde{\mathcal{L}}(g) - \tilde{\mathcal{L}}(g^*) = \mathbb{E}[(P_{k^1}^\top \Delta(X))^2] - 2\mathbb{E}[\xi P_{k^1}^\top \Delta(X)]. \quad (28)$$

We next show that the cross term in (28) is zero. Using iterated expectations and the fact that  $\Delta(X)$  is  $X$ -measurable,

$$\mathbb{E}[\xi P_{k^1}^\top \Delta(X)] = \mathbb{E}[\Delta(X)^\top \mathbb{E}[P_{k^1} \xi \mid X]]. \quad (29)$$

It remains to compute  $\mathbb{E}[P_{k^1} \xi \mid X]$ . By definition of  $\xi$  in (26),

$$P_{k^1} \xi = P_{k^1} P_{k^1}^\top (\Theta - g^*(X)) + P_{k^1} \epsilon_{k^1}.$$

Taking conditional expectation given  $X$  gives

$$\mathbb{E}[P_{k^1}\xi \mid X] = \mathbb{E}[P_{k^1}P_{k^1}^\top(\Theta - g^*(X)) \mid X] + \mathbb{E}[P_{k^1}\epsilon_{k^1} \mid X]. \quad (30)$$

For the second term, apply iterated expectations conditioning additionally on  $p_{k^1}$  and use (23):

$$\begin{aligned} \mathbb{E}[P_{k^1}\epsilon_{k^1} \mid X] &= \mathbb{E}[\mathbb{E}[P_{k^1}\epsilon_{k^1} \mid X, p_{k^1}] \mid X] \\ &= \mathbb{E}[P_{k^1} \mathbb{E}[\epsilon_{k^1} \mid X, p_{k^1}] \mid X] = 0. \end{aligned} \quad (31)$$

For the first term, use the tower property:

$$\begin{aligned} \mathbb{E}[P_{k^1}P_{k^1}^\top(\Theta - g^*(X)) \mid X] &= \mathbb{E}[\mathbb{E}[P_{k^1}P_{k^1}^\top(\Theta - g^*(X)) \mid X, k^1] \mid X] \\ &= \mathbb{E}[P_{k^1}P_{k^1}^\top \mathbb{E}[\Theta - g^*(X) \mid X, k^1] \mid X]. \end{aligned} \quad (32)$$

By Step 1 (equation (25)), we have  $\mathbb{E}[\Theta \mid X, k^1] = \mathbb{E}[\Theta \mid X] = g^*(X)$ , hence  $\mathbb{E}[\Theta - g^*(X) \mid X, k^1] = 0$ , and the term in (32) is zero. Combining with (31) in (30) yields

$$\mathbb{E}[P_{k^1}\xi \mid X] = 0. \quad (33)$$

Substituting (33) into (29) shows that the cross term vanishes:

$$\mathbb{E}[\xi P_{k^1}^\top \Delta(X)] = 0. \quad (34)$$

Therefore, (28) simplifies to

$$\tilde{\mathcal{L}}(g) - \tilde{\mathcal{L}}(g^*) = \mathbb{E}[(P_{k^1}^\top \Delta(X))^2]. \quad (35)$$

Finally, since  $\Delta(X)$  is  $X$ -measurable,

$$\begin{aligned} \mathbb{E}[(P_{k^1}^\top \Delta(X))^2] &= \mathbb{E}[\mathbb{E}[(P_{k^1}^\top \Delta(X))^2 \mid X]] \\ &= \mathbb{E}\left[\Delta(X)^\top \underbrace{\mathbb{E}[P_{k^1}P_{k^1}^\top \mid X]}_{Q(X)} \Delta(X)\right], \end{aligned} \quad (36)$$

yielding the excess-risk representation

$$\tilde{\mathcal{L}}(g) - \tilde{\mathcal{L}}(g^*) = \mathbb{E}[\Delta(X)^\top Q(X) \Delta(X)].$$

**Step 3: Positive definiteness of  $Q(X)$  and uniqueness.** Conditional on  $X$ , the query index  $k^1$  is uniform over  $M = \{K^*, K\}$ , so  $p_{k^1}$  is a two-point mixture supported on  $\{p_{K^*}, p_K\}$ . Since by definition of  $K^*$ ,  $p_{K^*} \neq p_K$  a.s., and hence

$$\text{Var}(p_{k^1} \mid X) = \frac{1}{4}(p_{K^*} - p_K)^2 > 0 \quad \text{a.s.}$$

This implies  $Q(X) \succ 0$  almost surely. Therefore the excess risk is zero if and only if  $\Delta(X) = 0$  almost surely, i.e.,  $g(X) = g^*(X)$  a.s. Thus  $g^*(X) = \mathbb{E}[\Theta \mid X]$  is the *unique* minimizer of  $\tilde{\mathcal{L}}(\cdot)$ , and  $\mathbb{E}[\Theta_i \mid X_i^{-(K_i^*, K)}]$  is identified from observables.  $\square$

*Proof of Theorem 2.* For notational convenience, define the empirical and population risks under the two-point design:

$$\hat{\mathcal{L}}_N(\Lambda) \triangleq \frac{1}{N} \sum_{i=1}^N \left( D_{ik_i^1} - P_{ik_i^1}^\top g_\Lambda(X_i^{-(K_i^*, K)}) \right)^2, \quad \mathcal{L}(\Lambda) \triangleq \mathcal{L}(g_\Lambda),$$

where  $\mathcal{L}(g)$  denotes the population risk in (15) and  $k_i^1 \sim \text{Unif}\{K_i^*, K\}$  is drawn independently across tasks and independently of all other variables. Let  $\Lambda_0$  denote the realizable parameter in (17), so that

$$g_{\Lambda_0}(X_i^{-(K_i^*, K)}) = g^*(X_i^{-(K_i^*, K)}) \text{ a.s.} \quad \Rightarrow \quad \mathcal{L}(\Lambda_0) = \mathcal{L}(g^*) = \inf_{\Lambda \in \mathcal{H}} \mathcal{L}(\Lambda).$$

**Step 1: Risk consistency of ERM.** By the Glivenko–Cantelli assumption (18),

$$\sup_{\Lambda \in \mathcal{H}} |\widehat{\mathcal{L}}_N(\Lambda) - \mathcal{L}(\Lambda)| \xrightarrow{p} 0. \quad (37)$$

Fix  $\varepsilon > 0$  and define the event

$$\mathcal{E}_N(\varepsilon) \triangleq \left\{ \sup_{\Lambda \in \mathcal{H}} |\widehat{\mathcal{L}}_N(\Lambda) - \mathcal{L}(\Lambda)| \leq \varepsilon \right\}.$$

On  $\mathcal{E}_N(\varepsilon)$ , for any ERM solution  $\widehat{\Lambda} \in \arg \min_{\Lambda \in \mathcal{H}} \widehat{\mathcal{L}}_N(\Lambda)$ ,

$$\mathcal{L}(\widehat{\Lambda}) \leq \widehat{\mathcal{L}}_N(\widehat{\Lambda}) + \varepsilon \leq \widehat{\mathcal{L}}_N(\Lambda_0) + \varepsilon \leq \mathcal{L}(\Lambda_0) + 2\varepsilon. \quad (38)$$

Since  $\mathcal{L}(\Lambda_0) = \mathcal{L}(g^*)$ , we obtain

$$\mathcal{L}(\widehat{\Lambda}) - \mathcal{L}(g^*) \leq 2\varepsilon \quad \text{on } \mathcal{E}_N(\varepsilon). \quad (39)$$

Taking probabilities and using (37) gives  $\mathbb{P}(\mathcal{E}_N(\varepsilon)) \rightarrow 1$ , hence

$$\limsup_{N \rightarrow \infty} \mathbb{P}(\mathcal{L}(\widehat{\Lambda}) - \mathcal{L}(g^*) > 2\varepsilon) = 0.$$

Because  $\varepsilon > 0$  is arbitrary,

$$\mathcal{L}(g_{\widehat{\Lambda}}) = \mathcal{L}(\widehat{\Lambda}) \xrightarrow{p} \mathcal{L}(g^*). \quad (40)$$

**Step 2: From risk consistency to  $L^2$  consistency.** By the excess-risk identity established in the proof of Theorem 1, for any measurable  $g$ ,

$$\mathcal{L}(g) - \mathcal{L}(g^*) = \mathbb{E} \left[ (g(X_i^{-(K_i^*, K)}) - g^*(X_i^{-(K_i^*, K)}))^\top Q(X_i^{-(K_i^*, K)}) (g(X_i^{-(K_i^*, K)}) - g^*(X_i^{-(K_i^*, K)})) \right], \quad (41)$$

where

$$Q(x) \triangleq \mathbb{E} \left[ P_{ik_i^1} P_{ik_i^1}^\top \mid X_i^{-(K_i^*, K)} = x \right].$$

In particular, letting  $\Delta_{\widehat{\Lambda}}(X) \triangleq g_{\widehat{\Lambda}}(X) - g^*(X)$ , we have

$$\mathcal{L}(g_{\widehat{\Lambda}}) - \mathcal{L}(g^*) = \mathbb{E} \left[ \Delta_{\widehat{\Lambda}}(X_i^{-(K_i^*, K)})^\top Q(X_i^{-(K_i^*, K)}) \Delta_{\widehat{\Lambda}}(X_i^{-(K_i^*, K)}) \right].$$

Since  $Q(X) \succ 0$  almost surely under the maintained assumptions (as shown in the identification proof), it follows that  $\Delta_{\widehat{\Lambda}}(X)^\top Q(X) \Delta_{\widehat{\Lambda}}(X) = 0$  a.s. implies  $\Delta_{\widehat{\Lambda}}(X) = 0$  a.s. Moreover, denoting the smallest eigenvalue of  $Q(X)$  by  $\lambda_{\min}(Q(X))$ , we have the pointwise bound

$$\Delta_{\widehat{\Lambda}}(X)^\top Q(X) \Delta_{\widehat{\Lambda}}(X) \geq \lambda_{\min}(Q(X)) \|\Delta_{\widehat{\Lambda}}(X)\|_2^2.$$

If, in addition, the eigenvalue condition (20) holds, i.e. there exists  $\underline{\lambda} > 0$  such that  $\lambda_{\min}(Q(X)) \geq \underline{\lambda}$  almost surely, then

$$\mathcal{L}(g_{\widehat{\Lambda}}) - \mathcal{L}(g^*) \geq \underline{\lambda} \mathbb{E} \left[ \|\Delta_{\widehat{\Lambda}}(X_i^{-(K_i^*, K)})\|_2^2 \right]. \quad (42)$$

Combining (40) with (42) yields

$$\mathbb{E} \left[ \|g_{\widehat{\Lambda}}(X_i^{-(K_i^*, K)}) - g^*(X_i^{-(K_i^*, K)})\|_2^2 \right] \xrightarrow{p} 0,$$

which is the claimed  $L^2$  consistency.  $\square$

## B Experimental setup details for Section 6.1

Each task  $i$  follows a linear demand model

$$D_{ik} = \theta_i^0 + \theta_i^1 p_{ik} + \varepsilon_{ik}, \quad k = 1, \dots, K.$$

We set  $\mathbb{E}[\theta_i^0] = 1$  and  $\mathbb{E}[\theta_i^1] = -1$ , and sample task parameters with coefficient of variation 0.1:

$$\theta_i^0 \sim \mathcal{N}(1, (0.1)^2), \quad \theta_i^1 \sim \mathcal{N}(-1, (0.1)^2).$$

We add multiplicative demand noise with coefficient of variation 0.1:

$$\varepsilon_{ik} \mid (\theta_i, p_{ik}) \sim \mathcal{N}\left(0, (0.1 |\theta_i^0 + \theta_i^1 p_{ik}|)^2\right).$$

Table 1:  $K = 2$  MSE under varying confounding strength  $\sigma_c$ . Entries report mean MSE  $\pm 1.96$  SE.

Method	Slope MSE ( $\theta_i^1$ )			Intercept MSE ( $\theta_i^0$ )		
	$\sigma_c = 0$ (HC)	0.1 (MC)	0.2 (LC)	$\sigma_c = 0$ (HC)	0.1 (MC)	0.2 (LC)
DCMOML	0.0329 $\pm$ 0.0044	0.0487 $\pm$ 0.0062	0.1191 $\pm$ 0.0282	1.242 $\pm$ 0.098	1.511 $\pm$ 0.101	1.878 $\pm$ 0.171
DCUOML	0.2575 $\pm$ 0.0160	0.3931 $\pm$ 0.0214	0.5038 $\pm$ 0.0255	6.848 $\pm$ 0.400	10.20 $\pm$ 0.50	13.23 $\pm$ 0.66
EB-GLS	0.7323 $\pm$ 0.0097	0.4180 $\pm$ 0.0076	0.1365 $\pm$ 0.0031	18.63 $\pm$ 0.24	10.73 $\pm$ 0.19	3.535 $\pm$ 0.081
Meta	0.1285 $\pm$ 0.0088	0.0949 $\pm$ 0.0124	0.1768 $\pm$ 0.0421	3.304 $\pm$ 0.228	2.266 $\pm$ 0.222	2.605 $\pm$ 0.326
DCML	3.080 $\pm$ 0.126	3.226 $\pm$ 0.129	3.290 $\pm$ 0.108	72.50 $\pm$ 3.21	73.65 $\pm$ 2.90	68.13 $\pm$ 2.29
Shared	1.002 $\pm$ 0.010	0.5831 $\pm$ 0.0093	0.2034 $\pm$ 0.0041	25.84 $\pm$ 0.26	15.24 $\pm$ 0.24	5.732 $\pm$ 0.113
TaskOLS	707.0 $\pm$ 129.6	832.4 $\pm$ 135.6	832.8 $\pm$ 148.3	1.82e+04 $\pm$ 3.2e+03	1.85e+04 $\pm$ 2.7e+03	1.57e+04 $\pm$ 2.6e+03

Prices are chosen by a manager using a noisy signal of the revenue-optimal price under the linear model. Let

$$p_i^* = \arg \max_p p(\theta_i^0 + \theta_i^1 p) = -\frac{\theta_i^0}{2\theta_i^1}$$

be the true optimum. The manager forms an optimal price signal

$$\tilde{p}_i^* = p_i^* + \xi_i, \quad \xi_i \sim \mathcal{N}\left(0, (\sigma_c |p_i^*|)^2\right),$$

where  $\sigma_c \in \{0, 0.1, 0.2\}$  is the *confounding-strength parameter*. Smaller  $\sigma_c$  implies the manager more accurately targets  $p_i^*$ , and prices are more tightly coupled to latent demand fundamentals; larger  $\sigma_c$  injects quasi-exogenous variation and weakens confounding.

Finally, in each period  $k$  the manager experiments locally around  $\tilde{p}_i^*$ :

$$p_{ik} = \tilde{p}_i^* + \nu_{ik}, \quad \nu_{ik} \sim \mathcal{N}\left(0, (0.1 |\tilde{p}_i^*|)^2\right).$$

We evaluate all methods at  $K = 2$  and report MSE for  $\theta_i^0$  and  $\theta_i^1$  in Table 1.

## C Implementation Details for Retail Experiments

This appendix complements Section 6.2 by documenting practical implementation choices that are not fully specified there, including the shared neural architecture used by all methods, and the exposure-weighted MSE objective used for training/validation.

### C.1 Exposure-weighted supervision

We explain exposure-weighted supervision for the Exposure-Sequence Task; the implementation for the Static-Top3 task is similar. As discussed in the main text, each outcome  $D_{ik}$  is an average over  $e_{ik}$  days and is therefore heteroskedastic, with longer exposures yielding lower-variance averages. We incorporate this by minimizing a weighted MSE in which each supervised query exposure is weighted in proportion to its exposure length, with weights normalized within-product.

Let  $\mathcal{Q}_i = \{1, 2\}$  denote the set of query indices used in the training loss for product  $i$ . For each product in a minibatch, we define normalized weights

$$\tilde{w}_{ik} = \frac{e_{ik}}{\sum_{j \in \mathcal{Q}_i} e_{ij}}, \quad k \in \mathcal{Q}_i,$$

and the per-product loss

$$\mathcal{L}_i = \sum_{k \in \mathcal{Q}_i} \tilde{w}_{ik} (\hat{D}_{ik} - D_{ik})^2, \quad \hat{D}_{ik} = \theta_{i0} + \theta_{i1} p_{ik}.$$

The overall training objective is the minibatch average of  $\mathcal{L}_i$ . The same weighted MSE is used on the validation set for early stopping under an identical criterion across methods.

### C.2 Model architecture shared across methods

All methods use the same parametric form for demand at price  $p$ :

$$\hat{D}_i(p) = \theta_{i0} + \theta_{i1} p,$$

where  $\Theta_i = (\theta_{i0}, \theta_{i1})$  is predicted by a feedforward neural network. The input vector differs by method (per Section 6.2), but the predictor network architecture is shared.

**MLP for  $\Theta_i$ .** We use a two-hidden-layer MLP (multi-layer perceptron):

$$\text{Linear}(d_{\text{in}}, 256) \rightarrow \text{ReLU} \rightarrow \text{Linear}(256, 256) \rightarrow \text{ReLU} \rightarrow \text{Linear}(256, 2),$$

where  $d_{\text{in}}$  is the method-specific input dimension. The output layer produces two real values interpreted directly as  $(\theta_{i0}, \theta_{i1})$ .

## D Quantifying Identification Strength

Theorem 2 establishes that the DCMOML estimator is  $L^2$ -consistent provided that the conditional second-moment matrix

$$\mathcal{Q}(X_i^{-(K_i^*, K)}) \triangleq \mathbb{E} \left[ P_{ik_i^1} P_{ik_i^1}^\top \mid X_i^{-(K_i^*, K)} \right]$$

has a minimum eigenvalue bounded away from zero. Here we derive an explicit lower bound for this eigenvalue in terms of the realized price gap, clarifying how the magnitude of within-task price variation affects the strength of identification.

Recall from the proof of Theorem 1 that conditional on the masked history  $X_i^{-(K_i^*, K)}$ , the query index  $k_i^1$  is drawn uniformly from  $\{K_i^*, K\}$ . Let the two candidate prices be denoted by  $p_a \equiv p_{ik_i^*}$  and  $p_b \equiv p_{iK}$ , and define the price gap  $\Delta_i \equiv |p_a - p_b|$ . The regressors are  $P_a = (1, p_a)^\top$  and  $P_b = (1, p_b)^\top$ . The conditional second-moment matrix is explicitly:

$$\mathcal{Q} = \frac{1}{2} P_a P_a^\top + \frac{1}{2} P_b P_b^\top. \quad (43)$$

Let  $\bar{p} = \frac{p_a + p_b}{2}$  be the mean price and  $\sigma_p^2 = \frac{(p_a - p_b)^2}{4} = \frac{\Delta_i^2}{4}$  be the variance of the query price. The matrix elements are:

$$\mathcal{Q} = \begin{pmatrix} 1 & \bar{p} \\ \bar{p} & \bar{p}^2 + \sigma_p^2 \end{pmatrix}.$$

The eigenvalues  $\lambda$  are roots of the characteristic equation  $\det(\mathcal{Q} - \lambda I) = 0$ . For a  $2 \times 2$  positive definite matrix, the smallest eigenvalue  $\lambda_{\min}$  satisfies the inequality  $\lambda_{\min} \geq \frac{\det(\mathcal{Q})}{\text{Tr}(\mathcal{Q})}$ . Computing the determinant and trace:

$$\begin{aligned} \det(\mathcal{Q}) &= 1(\bar{p}^2 + \sigma_p^2) - \bar{p}^2 = \sigma_p^2 = \frac{\Delta_i^2}{4}, \\ \text{Tr}(\mathcal{Q}) &= 1 + \bar{p}^2 + \sigma_p^2 = 1 + \bar{p}^2 + \frac{\Delta_i^2}{4}. \end{aligned}$$

Substituting these into the bound yields:

$$\lambda_{\min}(\mathcal{Q}) \geq \frac{\Delta_i^2/4}{1 + \bar{p}^2 + \Delta_i^2/4} = \frac{\Delta_i^2}{4(1 + \bar{p}^2) + \Delta_i^2}. \quad (44)$$

This derivation shows that the identification strength scales quadratically with the price gap  $\Delta_i$ . While the identification result holds strictly for any  $\Delta_i > 0$ , tasks with negligible price differences result in a vanishing eigenvalue, causing the condition number of  $\mathcal{Q}$  to explode and the effective sample complexity to increase.