

Kelix Technique Report: Closing the Understanding Gap of Discrete Tokens in Unified Multimodal Models

OneRec Team

Autoregressive large language models (LLMs) scale well by expressing diverse tasks as sequences of discrete natural-language tokens and training with next-token prediction, which unifies comprehension and generation under self-supervision. Extending this paradigm to multimodal data requires a shared, discrete representation across modalities. However, most vision-language models (VLMs) still rely on a hybrid interface: discrete text tokens paired with continuous Vision Transformer (ViT) features. Because supervision is largely text-driven, these models are often biased toward understanding and cannot fully leverage large-scale self-supervised learning on non-text data. Recent work has explored discrete visual tokenization to enable fully autoregressive multimodal modeling, showing promising progress toward unified understanding and generation. Yet existing discrete vision tokens frequently lose information due to limited code capacity, resulting in noticeably weaker understanding than continuous-feature VLMs. We present **Kelix**, a fully discrete autoregressive unified model that closes the understanding gap between discrete and continuous visual representations. At its core is a novel multi-token vision tokenization mechanism that increases the information capacity of discrete codes, enabling discrete-token models to achieve understanding performance comparable to their continuous-feature counterparts. Extensive experiments demonstrate state-of-the-art results on most multimodal understanding and image generation benchmarks among comparable-scale unified models. In particular, Kelix achieves significant improvements over prior discrete approaches on understanding tasks, especially on text-rich benchmarks, where discrete methods have been weakest, surpassing the previous best discrete model by over 23% on OCRBench and closely approaching continuous baselines. This demonstrates that discrete representations are no longer the bottleneck of multimodal understanding, offering new insights for the future development of discrete unified models.

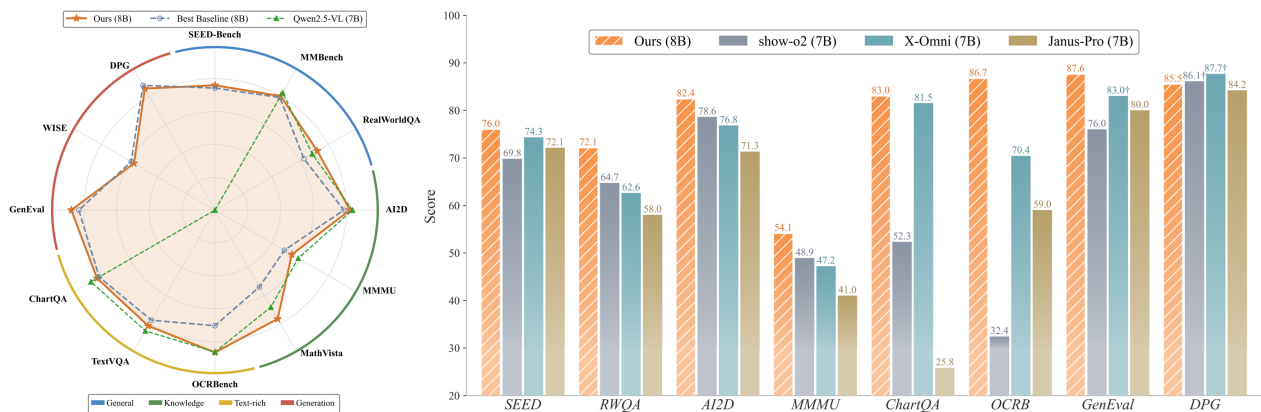


Figure 1 | Benchmark performance of Kelix. Compared with prior discrete unified models, Kelix significantly improves understanding, even matching continuous understanding-only VLMs, while achieving competitive image generation results with current SOTA.

1. Introduction

Autoregressive large language models (LLMs) owe much of their scaling success to a unified discrete representation: by expressing diverse tasks as sequences of tokens and training with next-token prediction, a single objective serves both comprehension and generation (Radford et al., 2018, 2019; Brown et al., 2020; Achiam et al., 2023; Agarwal et al., 2025; Kaplan et al., 2020). Extending this paradigm to multimodal data, where vast non-text corpora remain underexploited, promises a new scaling frontier. Yet mainstream vision-language models (VLMs) still rely on a hybrid interface: discrete text tokens paired with continuous Vision Transformer (ViT) features (Liu et al., 2023; Dosovitskiy, 2020). Because supervision is largely text-driven, vision often collapses into a conditioning signal, yielding understanding-only models that cannot fully leverage self-supervised learning on non-text data (Yao et al., 2024; Chen et al., 2024a; Team et al., 2025a). A natural solution is to align vision to the discrete token interface of LLMs via discrete image tokenizers, enabling fully autoregressive multimodal modeling that unifies understanding and generation. However, existing discrete-token approaches suffer from limited information capacity: a single discrete code represents far less information than the continuous embedding it replaces, resulting in noticeably weaker multimodal understanding than continuous-feature VLMs.

In this paper, we propose **Kelix**¹, a fully discrete, LLM-centric unified model that closes this understanding gap. At its core is a multi-token vision tokenization scheme that expands the coding space of discrete visual representations, substantially reducing information loss. The tokenizer is learned end-to-end with the LLM, allowing quantization to adapt to the downstream objective. We further adopt a next-block prediction objective that models grouped discrete token blocks, mitigating context-length explosion while preserving multimodal information. Extensive experiments demonstrate state-of-the-art results on major understanding and generation benchmarks among comparable-scale unified models.

2. Design Philosophy

Before describing the architecture in detail, we outline the design principles that guided our choices. Unified multimodal modeling has not yet converged on a single dominant design. Rather than exploring the full space empirically, we take *representation design* as the entry point: how should input/output token representations be defined so that modalities can be aligned and fused within a single LLM-centric framework?

We factor representation design into two largely orthogonal dimensions:

- **Representation form**: discrete vs. continuous.
- **Semantic level**: high-level semantics vs. low-level semantics.

Our choices are guided by two principles: (1) **strong scaling potential**—the representation should support efficient scaling via high sample efficiency, high MFU, and a unified space for cross-modal transfer; and (2) **maximum compatibility with the LLM ecosystem**—reusing open foundation models, training frameworks, and deployment toolchains.

Semantic level. We prefer *high-level semantics* as the unified representation. High-level tokens are more compressible and align naturally with text, benefiting sample efficiency and cross-modal transfer. To maximize MFU, we decouple the system into a modular *Tokenizer-LLM-Detokenizer* pipeline: the

¹The name *Kelix* is a portmanteau of Kuaishou and *helix*: just as the DNA double helix encodes the full complexity of life using only four discrete nucleotide bases (A, T, C, G), Kelix encodes rich visual semantics using discrete tokens.

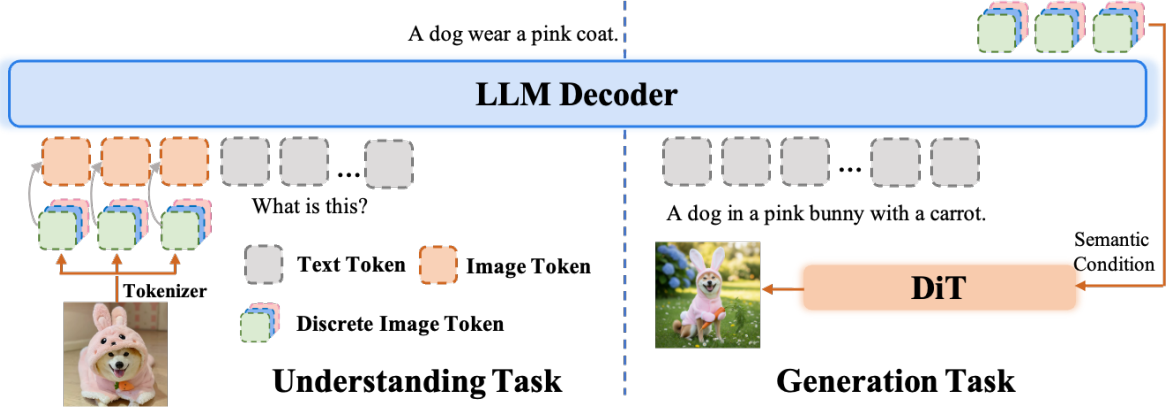


Figure 2 | The auto-regressive inference workflow of our method, including the Kelix-Tok, and unified semantic understanding and image generation.

LLM backbone performs scalable sequence modeling in the semantic space, while modality-specific encoding and decoding are delegated to the Tokenizer and Detokenizer, which interact with the LLM only through the unified representation interface.

Representation form. We favor *discrete* tokens as the unified interface. Discrete tokenization integrates naturally with autoregressive modeling, enabling a single tokenized interface that unifies understanding and generation while remaining fully compatible with the LLM ecosystem (Chen et al., 2025a).

The bottleneck. Compared to continuous features, discrete tokens typically have lower information density. For non-text modalities such as images, this creates a tight information bottleneck that can degrade multimodal understanding.

Our approach. We address this bottleneck with a multi-token discretization scheme that substantially increases the information capacity of discrete vision tokens, yielding understanding on par with continuous-feature VLMs while remaining fully discrete and autoregressive. For the visual modality, we use a ViT-based encoder as the Tokenizer and a diffusion-based decoder as the Detokenizer, letting each component focus on its strength: the Tokenizer aligns visual signals into the shared semantic space, the LLM handles reasoning, and the Detokenizer renders high-quality images.

3. Architecture

Figure 2 shows a high-level training overview of our methods, which unify the semantic understanding&image generation simultaneously. In practice, our method consists by three major components:

- **Kelix-Tokenizer**, which provides multiple parallel discrete tokens for each patch embedding.
- **Unified LLM Backbone**, to compress the high-level text and image semantic fusion.
- **Diffusion-based Image De-Tokenizer**, to render the high-resolution image according to last hidden states.

This section begins by introducing the discrete image tokenizer, detailing how to quantize the ViT-produced patch embeddings via a multi-token quantization mechanism. We then introduce a next-block-prediction training paradigm for the unified LLM backbone, which compresses the increased vision tokens from our multi-token tokenizer into manageable blocks, thereby preserving training

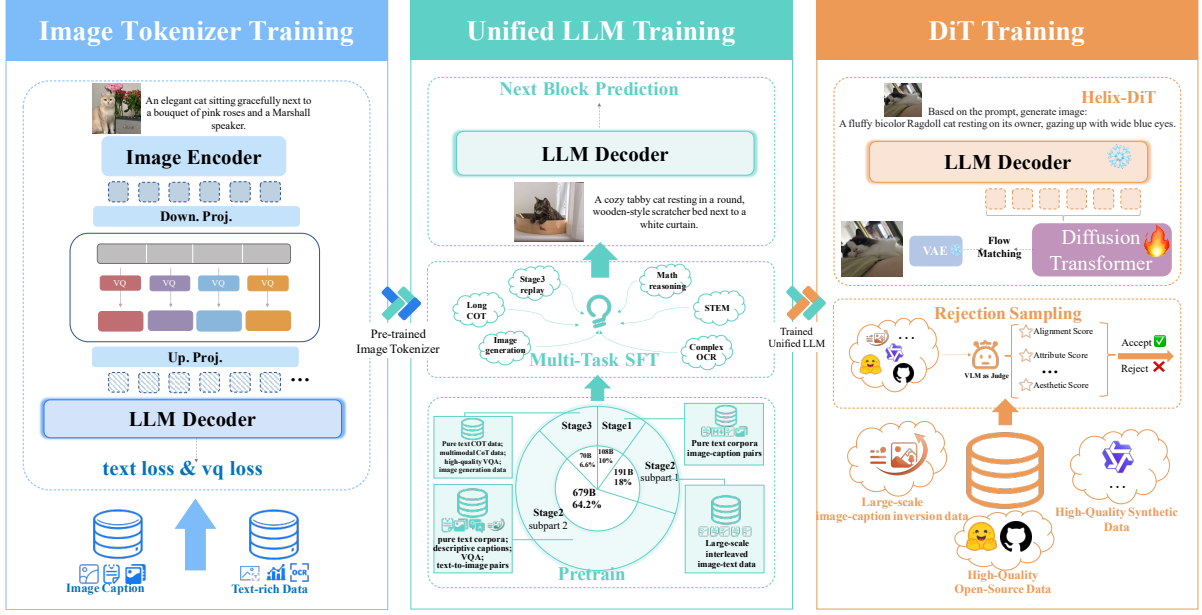


Figure 3 | The auto-regressive training workflow of our method, including the Kelix Tokenizer, and Unified LLM model and Image DiT.

and inference efficiency comparable to single-token methods. Finally, we describe the diffusion-based de-tokenizer that renders high-quality images conditioned on the LLM-generated image tokens.

3.1. Discrete Image Tokenizer

Recent works on discrete image tokenizers, such as TAToK (Kim et al., 2025), BLIP3o-Next (Chen et al., 2025a), Emu3 (Wang et al., 2024a), and DualToken (Song et al., 2025), X-omni Geng et al. (2025), have demonstrated strong image generation capabilities. However, these methods generally underperform VLMs that operate on continuous vision features in multi-modal understanding benchmarks (i.e., OCRbench, most recent VLMs achieve 85+, while the strongest unified model with discrete tokens only reach 70.). We attribute this gap to the inherent information bottleneck of single-token quantization. Consider, for example, a 1024-dimensional continuous embedding quantized into a single discrete token with a vocabulary size of 65,536: the resulting coding capacity is merely $\log_2 65536 = 16$ bits, whereas the original floating-point embedding occupies approximately 2 KB. Although continuous embeddings inevitably contain some redundancy, their effective information capacity still far exceeds what 16 bits can represent. To bridge this gap, we propose quantizing each continuous patch embedding into *multiple* parallel discrete tokens, thereby significantly expanding the representational capacity. After quantization, we fuse these tokens back into a single composite representation before feeding it to the LLM decoder, which avoids the context length explosion that would otherwise result from the increased token count. In the following, we describe the core design of Kelix-Tok in detail. An overview of the framework is presented on the left of Figure 3.

Vector Quantization. Vector Quantization (VQ) (Van Den Oord et al., 2017) discretizes continuous representations into a finite set of learnable codes. Given an image I with P patches, a vision encoder produces a continuous feature matrix $\mathbf{Z}_I = [\mathbf{z}_1, \mathbf{z}_2, \dots, \mathbf{z}_P] = \text{ViT}(I) \in \mathbb{R}^{P \times d}$, where d is the embedding dimension. Standard VQ maps each patch feature \mathbf{z} to its nearest entry in a codebook $\mathbf{C} = \{\mathbf{c}_1, \mathbf{c}_2, \dots, \mathbf{c}_K\}$:

$$\mathbf{z}_q = \mathbf{c}_{\text{Index}}, \quad \text{Index} = \arg \min_{\mathbf{c} \in \mathbf{C}} \|\mathbf{z} - \mathbf{c}\|^2 \quad (1)$$

Table 1 | A list of commonly used notation.

Notation	Description
Basic concept	
I	An arbitrary image I .
P	The patch number of a Image P .
\mathbf{Z}/\mathbf{z}	The embedding matrix-of-all-patches/vector-of-specific-patch.
\mathbf{W}	The learnable parameter matrix.
VQ codebook concept	
\mathbf{C}	The codebook embedding matrix.
d	The codebook dimension.
\mathbf{z}_q	The selected closest quantify embedding.
Multiple VQ codebook concept	
K	The codebook size, e.g., 8192.
N	The sub-codebook number of our Kelix, e.g., 8.
S	The sum of sub-codebook size of our Kelix, e.g., $8 \times 8192 = 65536$.
Block prediction concept	
t	The basic input token ID.
B	The block input unit, text block is $\{t^1, \langle \text{eob} \rangle\}$, visual block is $\{t^1, \dots, t^8, \langle \text{eob} \rangle\}$
$\langle \text{eob} \rangle$	Additional special token end-of-block.
M	The block size, text block is 2, , visual block is 9.
\mathbf{e}	The input token embedding.
\mathbf{h}	The last hidden states.

where K is the codebook size. As discussed above, this single-token quantization creates a severe information bottleneck that the coding capacity of a single discrete index is far below the effective information carried by the original continuous embedding.

Multi-Token Quantization. To address this bottleneck, we decompose each continuous patch feature into N parallel subspaces via dedicated projection matrices, and quantize each subspace independently with its own sub-codebook. The combinatorial coding capacity thus grows exponentially with N , substantially narrowing the gap with continuous representations. To keep the context length unchanged for the LLM encoder, we apply **sum pooling** to aggregate the N quantized sub-vectors back into a single composite token on the encoder side, while the decoder retains the full N -way discrete codes for autoregressive prediction. This asymmetric design balances representational expressivity with computational efficiency.

Codebook Initialization. Rather than random initialization, we leverage a pre-trained Key-VL (NaViT) vision encoder to extract visual patch embedding from a large image corpus (more than 10,000,000 images), and apply K-means clustering to obtain $S = 65,536$ high-quality cluster centers. These centers are then uniformly partitioned into N non-overlapping sub-codebooks, each containing S/N entries, ensuring complementary semantic coverage across subspaces. During training, we adopt the SimVQ (Zhu et al., 2025) strategy: the cluster centers are frozen and only the per-subspace SimVQ projection matrices \mathbf{W}_i are optimized, which maximizes codebook utilization and effectively mitigates codebook collapse.

Architecture and Training Objective. Kelix-Tok comprises two core components: (1) a NaViT-style vision encoder, initialized from Key-VL and supporting native-resolution input, and (2) the multi-token quantization layer described above, which decomposes each continuous patch feature

into N parallel discrete codes. To align the resulting discrete visual representations with the LLM text space, we attach a pre-trained lightweight language model (600M parameters) as an auxiliary decoder during training. The overall objective jointly optimizes a next-token prediction loss and a quantization loss:

$$\mathcal{L} = \mathcal{L}_{\text{NTP}} + \mathcal{L}_{\text{VQ}} \quad (2)$$

where \mathcal{L}_{NTP} is the standard cross-entropy loss that supervises the auxiliary decoder, enforcing semantic alignment between discrete visual tokens and the language space. The quantization loss \mathcal{L}_{VQ} is defined as:

$$\mathcal{L}_{\text{VQ}} = \frac{1}{N} \sum_{i=1}^N \left(\underbrace{\|\text{sg}[\mathbf{z}^{(i)}] - \mathbf{z}_q^{(i)}\|_2^2}_{\text{Codebook Loss}} + \beta \underbrace{\|\mathbf{z}^{(i)} - \text{sg}[\mathbf{z}_q^{(i)}]\|_2^2}_{\text{Commitment Loss}} \right) \quad (3)$$

where $\mathbf{z}^{(i)}$ and $\mathbf{z}_q^{(i)}$ denote the continuous and quantized features from the i -th subspace, respectively, $\text{sg}[\cdot]$ is the stop-gradient operator, and β controls the commitment weight. Intuitively, the codebook loss pulls each codebook entry toward the corresponding encoder output, while the commitment loss encourages the encoder to produce features that stay close to their quantized counterparts.

Training Strategy. We adopt a staged unfreezing schedule: model parameters are gradually unlocked and trained on a diverse collection of understanding-oriented datasets spanning commonsense reasoning, inference, and text-intensive tasks. This curriculum strengthens the tokenizer’s semantic comprehension while preserving the perceptual capabilities inherited from NaViT. Once training is complete, the auxiliary language model decoder is discarded; only the vision tokenizer is retained and integrated into the downstream larger unified LLM and image de-tokenizer pipeline.

3.2. Unified Model Architecture

As discussed in Section 3.1, our multi-token quantization produces N discrete codes per patch, substantially increasing the number of vision tokens compared to the original ViT output. To handle this without inflating the context length, we adopt a unified autoregressive Transformer architecture built around a **Next-Block Prediction (NBP)** paradigm.

Next-Block Prediction (NBP). We organize multimodal sequences into a series of blocks $\{B_1, B_2, \dots\}$, where each block B_i represents a coherent semantic unit terminated by an end-of-block token ($\langle \text{eob} \rangle$). The block size is modality-dependent:

- **Text block** ($\{t^1, \langle \text{eob} \rangle\}$): contains 1 text token plus $\langle \text{eob} \rangle$ ($|B| = 2$), preserving token-level granularity consistent with standard text LLMs.
- **Visual block** ($\{t^1, \dots, t^N, \langle \text{eob} \rangle\}$): contains N visual tokens plus $\langle \text{eob} \rangle$ ($|B| = N+1$), compressing the expanded discrete codes of each patch into a single prediction step while retaining local spatial structure.

At each autoregressive step i , the LLM processes block-level representations $\{B_1, \dots, B_i\}$ and predicts the entire next block B_{i+1} , effectively reducing the sequence length seen by the backbone by a factor of N for visual data.

Block-wise Input and Output Modules. To interface the LLM backbone with block-based sequences, we introduce two lightweight components: the *Block Encoder* and the *Block Decoder*. For notational brevity, we denote each block as $B_i = \{t_i^1, t_i^2, \dots, t_i^M\}$, where $M = 2$ for text blocks and $M = N+1$ for visual blocks.

Block Encoder (Embedding Aggregation): The *Block Encoder* maps each block into a single fixed-dimensional representation for the LLM. Given the token embeddings $\{\mathbf{e}_i^1, \mathbf{e}_i^2, \dots, \mathbf{e}_i^M\}$ of block B_i , we

compute the element-wise sum **excluding the end-of-block embedding \mathbf{e}_i^M** :

$$\mathbf{E}_i = \sum_{j=1}^{M-1} \mathbf{e}_i^j. \quad (4)$$

This yields a modality-agnostic input to the LLM. The forward pass is then:

$$\{\mathbf{h}_1, \dots, \mathbf{h}_i\} = \text{LLM}(\{\mathbf{E}_1, \dots, \mathbf{E}_i\}) \quad (5)$$

where \mathbf{h}_i denotes the last-layer hidden state at position i .

Block Decoder (Autoregressive Reconstruction): Given the hidden state \mathbf{h}_i , which encodes all preceding blocks $B_{\leq i}$, a lightweight Transformer decoder autoregressively reconstructs the next block:

$$B_{i+1} = \text{BlockDecoder}(\mathbf{h}_i). \quad (6)$$

The corresponding training loss factorizes as:

$$\begin{aligned} \mathcal{L}_{\text{nbp}}(B_{i+1}) &= -\log P(B_{i+1} | B_{\leq i}) \\ &= -\sum_{j=1}^M \log P(t_{i+1}^j | \mathbf{h}_i, t_{i+1}^{<j}) \end{aligned}$$

where \mathcal{L}_{nbp} serves as the training objective for the unified model.

Implementation Details. We use Qwen3-8B (Yang et al., 2025a) as the LLM backbone. To accommodate the discrete visual codes from Kelix-Tok, we expand the vocabulary by $S = 65,536$ additional entries and augment the LM head accordingly. With the NBP paradigm, the effective context length for visual data is reduced by a factor of N , yielding training and inference efficiency comparable to single-token approaches.

3.3. Diffusion-based Image De-Tokenizer

The unified model described above produces two types of output: text tokens and image tokens. Text tokens can be directly mapped back to words via the standard text tokenizer. Image tokens, however, encode high-level semantic information that cannot be converted into pixels through a simple deterministic decoder (e.g., a VAE decoder (Yang et al., 2024)). To render high-quality images from these semantic representations, we employ a latent diffusion model as the image de-tokenizer. Specifically, given a generation prompt, the Kelix LLM autoregressively produces a sequence of last hidden states $\{\mathbf{h}_*\}$ corresponding to the image blocks. We use these continuous hidden states as the semantic condition to guide a Diffusion Transformer (DiT). Following the flow-matching paradigm, we fine-tune a customized DiT (based on SANA-DiT (Xie et al., 2024)) to denoise in the latent space of a pre-trained VAE, conditioned on $\{\mathbf{h}_*\}$. An overview is shown on the right of Figure 3.

4. Training

In this section, we describe the dataset construction, stage-wise training configurations, evaluation benchmark results, and detailed ablation studies.

Table 2 | Comprehensive comparison on a curated set of multimodal benchmarks. The release dates denote the time of arXiv submission or official blog release.

Model	Date	General Benchmarks			Knowledge Benchmarks			Text-rich Benchmarks		
		SEED-Bench	RealWorldQA	MMBench _{EN}	AI2D _{test}	MMMU	MathVista	ChartQA	TextVQA	OCRBench
Understanding-only Models										
LLaVA-OV (7B)	2024.08	76.7	69.9	–	81.4	48.8	–	80.9	–	62.2
BLIP-3 (4B)	2024.08	72.2	60.5	–	–	41.1	39.6	–	71.0	–
InternVL3.5 (4B)	2025.08	–	66.3	–	82.6	66.6	77.1	86.0	77.9	82.2
Qwen2.5VL (3B)	2025.02	–	65.4	76.4	81.6	53.1	62.3	84.0	79.7	79.7
Qwen2.5VL (7B)	2025.02	–	68.5	82.6	83.9	58.6	68.2	87.3	84.9	86.4
Unified Multimodal LLMs										
Continuous Tokenization										
Bagel (14B)	2025.05	78.5	72.8	85.0	89.2	55.3	73.1	78.5	80.0	78.3
Ming-Univision (16B)	2025.10	–	–	–	82.8	40.3	66.6	–	–	72.4
Blip-3o (4B)	2025.05	73.8	60.4	78.6	–	46.6	–	–	78.0	–
TUNA (7B)	2025.12	74.7	66.1	–	79.3	49.8	–	85.8	–	74.3
Hybrid Tokenization										
Manzano (30B)	2025.09	76.0	70.1	83.4	86.0	57.8	73.3	89.0	84.3	86.3
VQ-RAE (7B)	2025.11	77.0	–	85.1	84.8	61.6	–	–	80.6	–
Discrete Tokenization										
Janus-Pro (1.5B)	2025.01	68.3	52.6	75.5	64.5	36.3	36.5	23.4	41.9	48.7
Janus-Pro (7B)	2025.01	72.1	58.0	79.2	71.3	41.0	42.5	25.8	45.6	59.0
Emu3 (8B)	2024.09	68.2	57.4	58.5	70.0	31.6	47.6	–	64.7	68.7
X-Omni (7B)	2025.07	74.3	62.6	74.8	76.8	47.2	54.1	81.5	77.4	70.4
Show-O2 (7B)	2025.06	69.8	–	–	78.6	48.9	–	66.9	71.5	–
Unitok (7B)	2025.02	–	–	–	–	–	–	–	51.6	–
TokenFlow-XL (14B)	2024.12	72.6	56.6	–	75.8	43.2	–	–	62.3	–
Nextflow (7B)	2026.01	–	–	–	–	37.1	–	57.7	58.9	55.1
Kelix (8B)		76.0	72.1	80.2	82.4	54.1	76.5	83.0	81.4	86.7
Proprietary Models										
GPT-4o	2024.05	77.1	75.4	–	84.6	69.2	61.3	85.7	–	73.6
Gemini-2.5-Pro	2024.12	–	78.0	86.3	89.5	81.7	82.7	83.3	76.8	86.2

For a fair comparison, baselines highlighted with blue shading adopt the same discrete tokenization paradigm and comparable model scale as Kelix. **Best** and runner-up results among these comparable models are marked in **bold** and underlined, respectively.

4.1. Datasets

We curate a large-scale, diverse, and high-quality corpus exceeding 1T tokens to train the full Kelix pipeline, spanning the discrete image tokenizer, the unified LLM, and the diffusion-based image de-tokenizer. Our training data covers the following categories:

- **Image Caption:** Large-scale image-text pairs that establish foundational world knowledge by mapping visual features to linguistic concepts. Sources include Coyo (Byeon et al., 2022), DataComp (Gadre et al., 2023), LAION (Schuhmann et al., 2022), Infinity-MM Stage1 (Gu et al., 2024), CC12M (Changpinyo et al., 2021), PD12M (Meyer et al., 2024), ConceptualCaptions (Sharma et al., 2018), DenseFusion (Li et al., 2024a), among others.
- **Optical Character Recognition:** OCR data spanning handwritten text, charts, synthetic documents, and multi-image layouts, sourced from OneVision (Zheng et al., 2025), CodeOCR (Maksonchek, 2025), SynthDoG (Kim et al., 2022), InstructOCR (Duan et al., 2025), CCPD (Xu et al., 2018), and others. To address the scarcity of Chinese OCR data, we synthesize in-house datasets with multi-turn QA tasks covering diverse character sets, non-conventional reading orders, and specialized layouts (e.g., ancient Chinese poems), thereby strengthening the model’s ability to parse spatial arrangement, font variation, and instruction-following. To enhance the

Table 3 | Comprehensive comparison of image generation performance on GenEval and WISE benchmarks. The release dates denote the time of arXiv submission or official release. **For Kelix, we report performance using the default resolution of 1024×1024 .**

Model	Date	GenEval Benchmark							WISE Benchmark						
		Single	Two	Count	Color	Pos.	C-Attr	Overall	Cult.	Time	Space	Bio.	Phys.	Chem.	Overall
Dedicated T2I Models															
SDXL (3.5B)	2023.07	98.0	74.0	39.0	85.0	15.0	23.0	55.0	43.0	48.0	47.0	44.0	45.0	27.0	43.0
DALL-E 3	2023.10	96.0	87.0	47.0	83.0	43.0	45.0	67.0	–	–	–	–	–	–	–
SD3 Medium (2B)	2024.06	99.0	94.0	72.0	89.0	33.0	60.0	74.0	43.0	50.0	52.0	41.0	53.0	33.0	45.0
FLUX.1-dev (12B)	2024.08	98.0	93.0	75.0	93.0	68.0	65.0	82.0	48.0	58.0	62.0	42.0	51.0	35.0	50.0
LLM & Diffusion Conjunction															
MetaQuery-XL (7B)	2025.05	–	–	–	–	–	–	80.0	56.0	55.0	62.0	49.0	63.0	41.0	55.0
OmniGen-2 (7B)	2025.06	100.0	95.0	64.0	88.0	55.0	76.0	80.0	–	–	–	–	–	–	–
Qwen-Image (27B)	2025.08	99.0	92.0	89.0	88.0	76.0	77.0	87.0	–	–	–	–	–	–	–
Unified Multimodal LLMs															
Continuous Tokenization															
Bagel (14B)	2025.05	99.0	94.0	81.0	88.0	64.0	63.0	82.0	44.0	55.0	68.0	44.0	60.0	39.0	52.0
Ming-Univision (16B)	2025.10	100.0	93.0	59.0	93.0	92.0	70.0	85.0	–	–	–	–	–	–	–
Blip-3o (4B)	2025.05	–	–	–	–	–	–	81.0	–	–	–	–	–	–	50.0
TUNA (7B)	2025.12	100	97	81	91	88	83	90.0	–	–	–	–	–	–	–
Hybrid Tokenization															
Manzano (30B)	2025.09	100.0	91.0	83.0	87.0	84.0	65.0	85.0	58.0	50.0	65.0	50.0	55.0	32.0	54.0
VQ-RAE (7B)	2025.11	96.0	82.0	64.0	80.0	73.0	58.0	76.0	–	–	–	–	–	–	–
Discrete Tokenization															
Janus-Pro (7B)	2025.01	99.0	89.0	59.0	90.0	79.0	66.0	80.0	30.0	37.0	49.0	36.0	42.0	26.0	35.0
Emu3 (8B)	2024.09	99.0	81.0	42.0	80.0	49.0	45.0	66.0	–	–	–	–	–	–	39.0
X-Omni (7B)	2025.07	98.0	95.0	75.0	91.0	71.0	68.0	83.0	–	–	–	–	–	–	–
Show-O2 (7B)	2025.06	100.0	87.0	58.0	92.0	52.0	62.0	76.0	–	–	–	–	–	–	–
Unitok (7B)	2025.02	99.0	71.0	36.0	79.0	26.0	45.0	59.0	–	–	–	–	–	–	–
TokenFlow (13B)	2024.12	97.0	66.0	40.0	84.0	17.0	26.0	55.0	–	–	–	–	–	–	–
Nextflow (7B)	2026.01	98.0	92.0	73.0	90.0	77.0	69.0	83.0	62.0	60.0	70.0	54.0	58.0	38.0	59.0
Kelix (8B)		100.0	93.0	81.0	87.0	85.0	79.0	87.6	58.0	62.0	68.0	47.0	61.0	35.0	57.0
Proprietary Models															
GPT-4o	2024.05	99.0	92.0	85.0	92.0	75.0	61.0	84.0	81.0	71.0	89.0	83.0	79.0	74.0	80.0

model’s OCR grounding and performance on text-dense tasks, we apply rejection sampling on natural images to select samples that are (i) text-heavy, (ii) contain small and hard-to-read text, and (iii) exhibit sparsely and discretely distributed text regions. Using Qwen3-VL and Gemini, we then construct multi-dimensional OCR-focused QA pairs. In addition, since document OCR capability is critical, we incorporate training data spanning multiple programming languages as well as HTML, PDF, and Markdown formats.

- **Visual Question Answering:** VQA data from diverse domains to strengthen context-aware visual reasoning, including ShareGPT-4o (Cui et al., 2024), Docmatix (Laurençon et al., 2024), M4-instruct (Li et al., 2024b), ShareGPT4V (Chen et al., 2024b), DVQA (Kafle et al., 2018), Mavis-Function (Zhang et al., 2024), Honey-Bee (Bansal et al., 2025), FineVision (Wiedmann et al., 2025), etc.
- **STEM & Interleaved:** Interleaved image-text data for long-context multimodal modeling, drawn from Wikipedia (Foundation), ArxivPapers, MM-Interleaved (Tian et al., 2024), and Pdf2Doc.
- **Pure Text:** A large-scale text corpus spanning math, code, chain-of-thought reasoning, and common knowledge, used to preserve the backbone’s pretrained capabilities. Sources include Nemotron-CC (Blakeman et al., 2025), Nemotron-CC-Math (Mahabadi et al., 2025; Basant et al., 2025), GeneralThought-430K (Jarius and et. al., 2025), NuminaMath-QwQ-CoT-5M (PrimeIntellect, 2025), and OpenCodeReasoning (Ahmad et al., 2025).
- **Text-to-Image:** For image generation, we curate text-to-image paired data from CommonCata-

Table 4 | Comparison of image generation performance on the DPG-Bench benchmark. All scores are reported on a 100-point scale. The release dates denote the time of arXiv submission or official release.

Method	Date	Global	Entity	Attribute	Relation	Other	Overall↑
Dedicated T2I Models							
SDXL (2.6B)	2023.07	83.3	82.4	80.9	86.8	80.4	74.7
DALL-E 3	2023.10	91.0	89.6	88.4	90.6	89.8	83.5
SD3 Medium (2B)	2024.06	87.9	91.0	88.8	80.7	88.7	84.1
FLUX.1-dev (12B)	2024.08	–	–	–	–	–	–
LLM & Diffusion Conjunction							
MetaQuery-XL (7B)	2025.04	–	–	–	–	–	82.05
OmniGen-2 (7B)	2025.06	88.81	88.83	90.18	89.37	90.27	83.57
Qwen-Image (27B)	2025.08	91.32	91.56	92.02	94.31	92.73	88.32
Unified Multimodal LLMs							
<i>Continuous Tokenization</i>							
Bagel (14B)	2025.05	–	–	–	–	–	–
Ming-Univision (16B)	2025.10	–	–	–	–	–	82.1
Blip-3o (4B)	2025.05	–	–	–	–	–	79.4
TUNA (7B)	2025.12	90.42	91.58	90.94	91.87	90.73	86.8
<i>Hybrid Tokenization</i>							
Manzano (30B)	2025.09	–	–	–	–	–	–
VQ-RAE (7B)	2025.11	89.8	93.1	89.9	90.3	91.2	86.6
<i>Discrete Tokenization</i>							
Janus-Pro (7B)	2025.01	86.9	88.9	89.4	89.3	89.5	84.2
Emu3 (8B)	2024.09	85.2	86.7	86.8	90.2	83.2	80.6
X-Omni (7B)	2025.07	84.8	92.6	90.6	94.8	84.2	87.7
Show-O2 (7B)	2025.06	<u>89.0</u>	<u>91.8</u>	90.0	91.9	91.6	<u>86.1</u>
Unitok (7B)	2025.02	–	–	–	–	–	–
TokenFlow (13B)	2024.12	78.7	79.2	81.3	85.2	71.2	73.4
Nextflow (7B)	2026.01	92.4	90.1	<u>90.5</u>	92.7	<u>91.1</u>	86.0
Kelix (8B)		84.5	91.5	89.2	<u>93.0</u>	84.4	85.5

log (Gokaslan et al., 2024), midjourney-niji-1m-llavanext (Emporium, 2024), BLIP3o-Pretrain-Short-Caption and BLIP3o-Pretrain-Long-Caption (Chen et al., 2025b), along with inverted caption datasets. Beyond public sources, we synthesize in-house data targeting fine-grained control over object attributes, spatial relations, counting, and text rendering. As illustrated in Figure 4, we first construct seed prompts at multiple complexity tiers (rule-based short prompts and LLM-generated medium/long prompts), then generate candidate images via frontier open-source models (Qwen-Image) with best-of-N sampling, and finally apply multi-dimensional VLM-based quality verification (text–image alignment, attribute accuracy, text fidelity, style, and safety) using Qwen2.5-VL-72B. Rejected images with acceptable visual quality are recaptioned to recover valid training pairs.

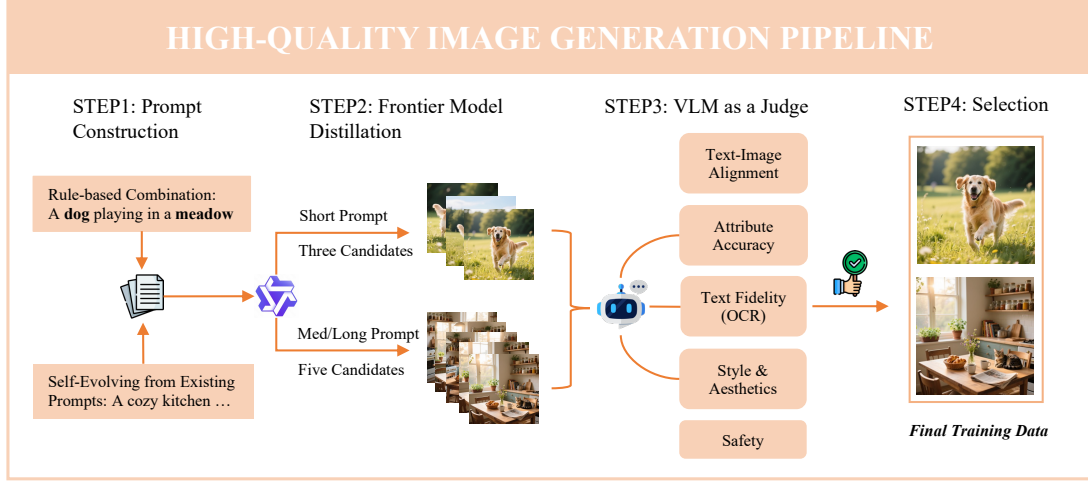


Figure 4 | Overview of the high-quality text-to-image training data synthesis pipeline, comprising prompt construction, frontier model distillation, VLM-based multi-dimensional quality verification, and final selection.

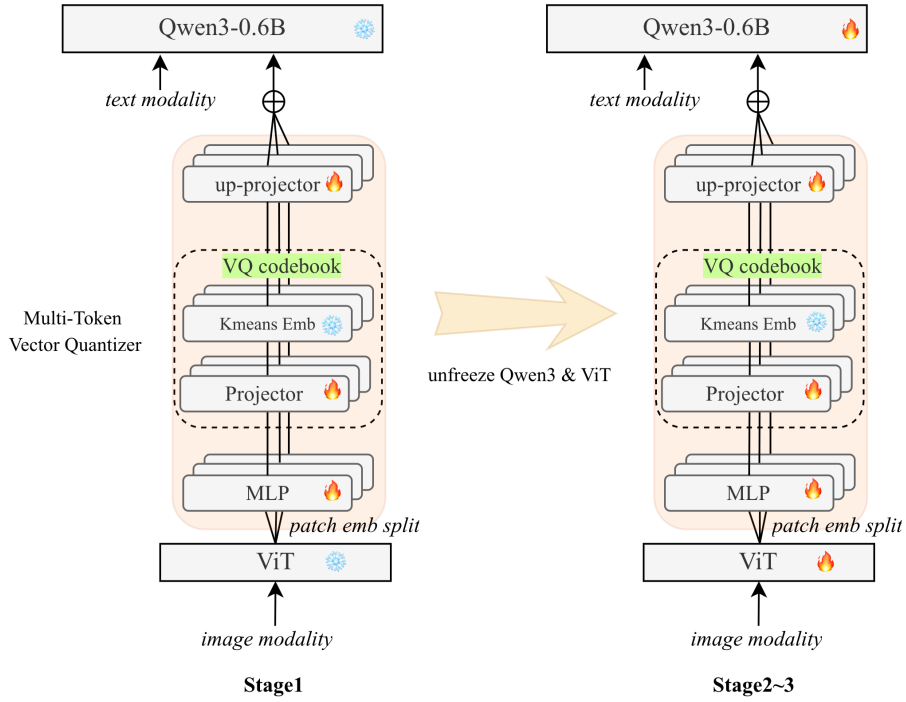


Figure 5 | Semantic tokenizer training recipe. In Stage 1, we freeze the ViT and LLM backbones. To ensure that the commitment loss can be optimized, we insert the MLP and SimVQ up-projector before VQ codebook. In Stage2 and Stage3, we enable the gradients of ViT and Qwen3.

4.2. Kelix-Tokenzer Training Recipes

Figure 5 shows the training recipes of Kelix-Tok. The backbone of Kelix-Tok is initialized from Keye-VL 1.5 (Team et al., 2025b)’s pre-trained native resolution ViT (NaViT). To enhance the vision-language semantic alignment, we connect the ViT to a small LLM, i.e., Qwen3-0.6B (Yang et al., 2025a).

4.2.1. Codebook Initialization

For VQ codebook initialization, we first leverage the pre-trained NaViT to extract patch embeddings from a large-scale image corpus, then perform K-means clustering on these embeddings to obtain high-quality cluster centers as the initial representations of the VQ codebook. These cluster centers are further randomly partitioned into N equal size non-overlapping sub-codebooks to ensure complementary semantic coverage across different subspaces. To achieve stable and fast convergence of codebook training, we freeze the centroid embeddings derived from K-means clustering and adopt the SimVQ (Zhu et al., 2025) training strategy to optimize the codebook. This strategy only updates the per-subspace projection matrices, which maximizes codebook utilization and effectively mitigates the codebook collapse problem.

4.2.2. Training Pipeline

Kelix-Tok is optimized through a meticulously designed three-stage training pipeline, with each stage tailored to distinct training objectives to progressively boost the tokenizer’s cross-modal semantic encoding capability, as detailed below:

Stage 1: Codebook Alignment This stage solely trains the multi-discrete adapters with image caption corpora, while the core NaViT encoder and Qwen3-0.6B LLM backbone remain frozen. This stage enables the VQ codebook to establish an initial visual-semantic mapping, laying a fundamental foundation for subsequent cross-modal alignment between visual and linguistic representations.

Stage 2: Multi-Task Pre-training We unlock all model parameters for end-to-end training on a diverse collection of understanding-oriented datasets, covering general knowledge, logical reasoning, and text-rich tasks. By exposing the tokenizer to a broad data distribution, this stage fully explores the storage capacity of the codebook and expands its knowledge reservoir. Meanwhile, it adapts the tokenizer to the autoregressive generation paradigm of LLMs, achieving deep alignment between discrete visual representations and the LLM’s semantic space.

Stage 3: Annealing Training As the final fine-tuning stage, we optimize the tokenizer on high-quality instruction-tuning datasets with an annealing learning rate. The core objective is to capture the inherent underlying rules and latent semantic information from the data, further enhancing the expressiveness of discrete visual representations and the robustness of cross-modal reasoning.

Upon the completion of the entire training pipeline, the auxiliary Qwen3-0.6B LLM decoder is discarded. The resulting Kelix-Tok, an integration of the NaViT encoder and a set of VQ codebooks, serves as a dedicated image tokenizer that encodes raw images into structured discrete visual representations. This design allows the knowledge of the image domain to be seamlessly transferred to various LLM decoders, realizing efficient cross-modal knowledge sharing.

4.3. Kelix-LLM Training Recipes

The proposed unified model follows a four-stage progressive training strategy to bridge textual and visual modalities while preserving the core reasoning capabilities of the LLM. This LLM training protocol progressively optimizes different model components, with data scale and composition tailored to the objectives of each stage. Table 5 summarizes the number of samples and token volume for each training stage, illustrating the progressive increase in data complexity and the shift toward high-quality, task-specific data in later stages.

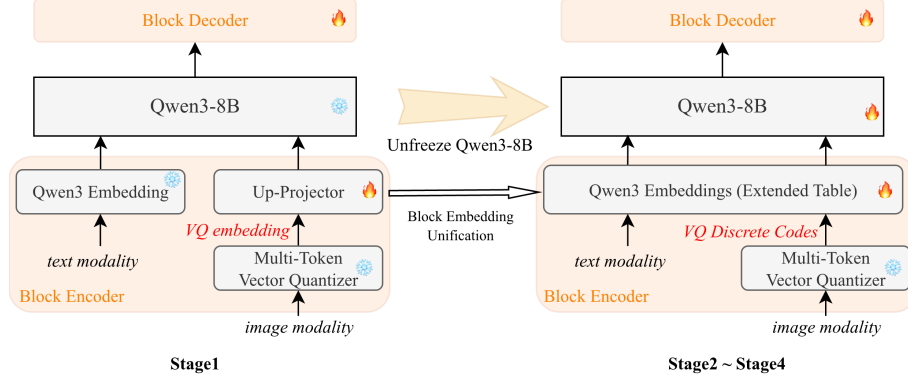


Figure 6 | The LLM training recipe of Kelix, we first pre-train the *Block Decoder* and the image token embedding for a better warm start, and then unifying the image token and text token to a same embedding table for full-parameter tuning.

4.3.1. Visual Processor

To enhance spatial position awareness under Qwen3’s 1D Rotary Position Embedding (RoPE) framework, we introduce a dedicated visual processor based on Keye-VL1.5 (Yang et al., 2025b), uniformly applied to both image understanding and generation.

With the patch tokens given by Kelix-Tok, each token row is prepended with special tokens and embedded with “row, column” spatial coordinates (e.g., $<|mm_pos_start|>3,4<|mm_pos_end|>$). These markers extend 1D RoPE with structured 2D spatial information, allowing accurate modeling of inter-patch positional relationships while preserving the original Transformer architecture.

4.3.2. Stage 1: Cross-Modal Alignment

This stage serves as a “warm-up” to establish a stable mapping between discrete visual representations and the LLM’s linguistic latent space, avoiding catastrophic forgetting of pre-trained linguistic priors. All images are processed at native resolution, as illustrated in Stage 1 on the left of Figure 6.

In *Block Encoder*, the textual modality is mapped to textual embeddings via *Qwen3-8B Embedding*; the visual modality is encoded into VQ embeddings by Kelix-Tok. To match the LLM backbone’s dimensionality, the VQ embedding is transformed via a linear *up-projector*; Decoder layers and embedding layer of Qwen3-8B are fully frozen; only the *Block Decoder* and LM head are optimized, with training data comprising large-scale pure text corpora and image-caption pairs.

This stage lays the foundation for cross-modal semantic consistency by completing the initial alignment between visual and textual representations.

4.3.3. Stage 2: Unified Multimodal Pre-Training

Building on Stage 1, this stage integrates embedding space unification, cross-modal generalization scaling, and multi-task capability development. It transforms the LLM into a native multimodal engine with integrated understanding, reasoning, and generation capabilities through a two-substage progressive training process.

Embedding Unification Following Stage 1, the VQ embedding table is projected sequentially by two pre-trained *up-projectors* to generate a unified image embedding table: the first is the pre-trained

up-projector from the Kelix-Tok, and the second is the *up-projector* fine-tuned in LLM Stage 1. This image embedding table is then concatenated with Qwen3’s text embedding table to form a unified *Block Encoder*, which replaces the separate Qwen3 Embedding, VQ Embedding, and *up-projector* components used in Stage 1.

Interleaved Scaling (Stage 2.1) This substage focuses on achieving seamless integration of textual and visual modalities by unifying the embedding space, while expanding data diversity to enhance cross-modal generalization. All model parameters are unfrozen to enable end-to-end autoregressive training. Training data utilizes large-scale interleaved image-text data and text corpora to balance cross-modal scaling and linguistic capability preservation.

This substage lays the structural and data foundation for complex multi-task learning by unifying the embedding space and expanding cross-modal data coverage.

Multi-Task Pre-Training (Stage 2.2) Building on the previous substage, this substage enriches the model’s multimodal capabilities through diverse task data, shaping basic understanding, reasoning, and generation competencies. Training relies on a large-scale, diverse corpus covering pure text corpora, descriptive captions, simple visual-language QA, and text-to-image pairs. For image generation tasks, input images are constrained to an aspect ratio range of 0.75 to 1.33 and then resized to a fixed resolution of 504×504 pixels. We also enable the completion-only loss mask that backpropagates negative log-likelihood loss solely through the assistant’s response tokens.

This substage equips the model with comprehensive multimodal capabilities by integrating diverse task data, balancing understanding and generation performance for subsequent refinement.

4.3.4. Stage 3: Annealing Training

This stage focuses on enhancing instruction following, logical reasoning, and generative quality, with learning rate annealing initiated to ensure stable convergence. Curated high-quality training data includes CoT data, high-quality filtered multimodal QA, filtered text corpora, and general image generation data, with rejection sampling applied to filter low-quality data, prevent hallucinations, and enhance fine-grained abilities.

This stage refines the model’s reasoning rigor and generative stability, laying the foundation for task-specific optimization.

4.3.5. Stage 4: Supervised Fine-Tuning (SFT)

Building directly on Stage 3, this stage retains the annealed learning rate and focuses on optimizing task-specific performance while preserving unified multimodal capabilities. Core training data includes replayed high-quality Stage 3 data, task-specific CoT data, targeted image generation data, and task-specific enhancement data, with rejection sampling retained to filter noisy samples and further mitigate hallucinations.

This stage boosts the model’s performance on specific tasks while maintaining the balance between understanding and generation, ensuring practical utility in real-world scenarios.

4.4. Kelix-DiT Training Recipes

We exclusively target 1024×1024 high-resolution image generation and adopt a two-stage training paradigm, which balances the model’s generalization ability across diverse scenarios and fine-grained

Stage	Samples	Tokens	Data Type
Stage 1: Cross-Modal Alignment	191M	108B	Pure text corpora; image-caption pairs
Stage 2.1: Interleaved Scaling	173M	191B	Large-scale interleaved image-text data
Stage 2.2: Multi-Task Pre-Training	593M	679B	Large-scale pure text corpora; descriptive captions; simple visual-language QA; text-to-image pairs (reversed from captions)
Stage 3: Annealing Training	40M	70B	Pure text Chain-of-Thought (CoT) data; multimodal CoT data; high-quality filtered multimodal QA; filtered pure text corpora; general image generation data (filtered via rejection sampling)
Stage 4: SFT	4M	8B	Replayed Stage 3 high-quality data; task-specific CoT data; task-specific image generation data (e.g., attribute/subject/scene/style/perspective control); task-specific enhancement data (e.g., complex OCR, math reason- ing, STEM data)

Table 5 | Data statistics of each LLM training stage, including the number of samples, total token volume, and data type.

adherence to textual instructions.

4.4.1. Training Setting

Kelix-DiT is conditioned on all last hidden states between the vision start token and the vision end token. All DiT parameters are updated during training.

4.4.2. Two-Stage Training Strategy

Pretraining Stage The pretraining dataset is constructed by inverting large-scale image-caption pairs, with source images constrained to an aspect ratio of 0.67–1.5. These images are then resized to 504×504 for condition extraction and 1024×1024 for target construction. The dataset’s diversity in scenes, object categories, and image scales equips the model with robust semantic-image alignment capabilities and strong generalization to unseen scenarios.

SFT Stage We use high-quality text-to-image data filtered via rejection sampling to enhance the model’s instruction-following capability. The dataset is carefully curated to cover key fine-grained control dimensions, including attribute control, subject control and so on. The target image is strictly constrained to a resolution of 1024×1024 .

5. Evaluation

5.1. Benchmarks

In this section, we evaluate our model’s image understanding and generation capabilities across diverse benchmarks, covering core task scenarios and ensuring rigorous assessment.

5.1.1. Image Understanding Benchmarks

We categorize the evaluation into three types of benchmarks, targeting distinct visual-linguistic reasoning abilities:

- **General VQA Benchmarks:** RealworldQA ([Grok](#)) focuses on daily visual question answering with diverse scenes and question types; MMBench_{EN} ([Liu et al., 2024a](#)) is an English multimodal benchmark covering various visual-linguistic tasks; SEED-Bench ([Li et al., 2023a](#)) consists of 19K human-annotated multiple-choice questions spanning 12 evaluation dimensions including image understanding and generative comprehension.
- **Real-World Reasoning Benchmarks:** AI2D ([Kembhavi et al., 2016](#)) specializes in multi-step reasoning for diagram interpretation; MMMU ([Yue et al., 2024](#)) is an interdisciplinary multimodal understanding and reasoning benchmark covering professional knowledge across domains; MathVista ([Lu et al., 2023](#)) evaluates mathematical reasoning capabilities in visual contexts.
- **Text-Rich Benchmarks:** ChartQA ([Liu et al., 2024b](#)) focuses on textual semantic understanding and question answering for chart data; TextVQA ([Singh et al., 2019](#)) tests the ability to recognize and understand scene text; OCRbench ([Liu et al., 2024c](#)) comprehensively assesses model performance on OCR-related tasks. With unambiguous task definitions and consistent annotations, these benchmarks exhibit the highest stability and serve as the primary basis for verifying core design effectiveness.

5.1.2. Image Generation Benchmarks

We select three complementary benchmarks to comprehensively evaluate text-to-image alignment, knowledge grounding, and complex semantic modeling:

- **GenEval** ([Ghosh et al., 2023](#)): An object-focused framework assessing fine-grained text-image alignment (e.g., count, color, position, attributes) with high human annotation agreement, distinguishing simple/complex prompt performance.
- **WISE** ([Niu et al., 2025](#)): A world knowledge-informed benchmark verifying if generated images comply with common sense (e.g., cultural norms, physical laws, biology), focusing on knowledge grounding.
- **DPG-Bench** ([Hu et al., 2024](#)): Evaluates complex semantic alignment and instruction-following via dense structured prompts, testing entity recognition, attribute modeling, and relational reasoning with “hard prompts” for model differentiation.

5.2. Image Understanding Performance

We evaluate the understanding performance of Kelix on diverse perspectives in Table 2. Our Kelix (8B) showcases clear advantages when compared to other unified multimodal LLMs, regardless of whether they employ discrete, continuous, or hybrid tokenization schemes.

Among discrete-tokenization unified models, Kelix achieves a decisive performance edge. For instance, it outperforms Janus-Pro (7B) by a substantial margin of 28.4 points on OCRBench (86.7 vs. 59.0) and surpasses Emu3 (8B) by 29.0 points on MathVista (76.5 vs. 47.6), demonstrating remarkable improvements on both text-rich and reasoning-intensive tasks.

Notably, Kelix narrows or even eliminates the long-standing performance gap with models built on continuous or hybrid tokenization, which are conventionally regarded as possessing superior visual representational fidelity. Specifically, Kelix attains a MathVista score of 76.5, surpassing the 14B Bagel (73.1) and the 30B Manzano (73.3) despite its considerably more compact parameter scale.

Furthermore, in text-rich scenarios, Kelix attains state-of-the-art performance among all open-source unified multimodal models; its OCRBench score of 86.7 even matches or surpasses that of proprietary models such as GPT-4o (73.6) and Gemini-2.5-Pro (86.2). These robust results solidly establish Kelix as a powerful and versatile unified framework for general multimodal understanding.

Kelix overcomes the information bottleneck. Furthermore, existing discrete-tokenization unified models typically suffer substantial performance degradation on text-rich benchmarks, a critical limitation stemming from the inherent information bottleneck of single-token quantization approaches, as discussed in Sec. 3.1. For instance, X-Omni (7B), the second-best discrete-tokenization baseline, achieves an OCRBench score of 70.4 and a TextVQA score of 77.4, which are notably lower than understanding-only Qwen2.5-VL (7B) (86.4 on OCRBench and 84.9 on TextVQA).

By contrast, Kelix stands as the first discrete-tokenization unified model to achieve OCRBench performance on par with that of understanding-only VLMs. Specifically, Kelix attains an OCRBench score of 86.7, which is nearly identical to the 86.4 achieved by VLM Qwen2.5-VL (7B), while outperforming the second-best discrete-tokenization baseline X-Omni (7B) by a substantial 16.3 points, corresponding to a relative performance improvement of 23%. The result validates that Kelix’s multi-token quantization mechanism effectively bridges the representational gap between continuous visual embeddings and discrete tokens, demonstrating that discrete visual representations are no longer a fundamental performance bottleneck for multimodal understanding even for text-rich tasks that demand fine-grained semantic preservation.

5.3. Image Generation Performance

Tables 3 and 4 present the image generation performance of Kelix against competitive baselines across representative benchmarks.

On the GenEval benchmark, Kelix (8B) attains a state-of-the-art (SOTA) score of 87.6 for discrete-tokenization unified models, a result that significantly outperforms the second-ranked models in this paradigm, Nextflow (7B, 83.0) and X-Omni (7B, 83.0). Notably, this score even exceeds that of the large-scale Qwen-Image (27B), which reaches 87.0, by a 0.6-point margin. When extending the comparison to all models across continuous, hybrid, and discrete tokenization paradigms, Kelix’s performance is second only to TUNA (7B, 90.0). Specifically, Kelix outperforms the second best discrete-tokenization unified models by substantial margins across several sub-tasks: 6 points in Counting, 6 points in Position, and 10 points in Color attributes.

For the WISE benchmark, which evaluates world knowledge grounding in generated images, Kelix attains a score of 57.0, ranking second only to Nextflow (7B, 59.0). Critically, Kelix outperforms all continuous-tokenization-based unified models, including the larger-scale Bagel (14B, 52.0), as well as dedicated text-to-image (T2I) models such as the larger FLUX.1-dev (12B, 50.0). On DPG-Bench, which measures compositional generation and complex semantic alignment capabilities, Kelix achieves a score of 85.5, which is highly competitive with the SOTA performance of X-Omni (7B, 87.7) with only a slight 2.2-point gap. The result confirms the robust capabilities of Kelix in image generation and fine-grained text-image alignment.

Notably, Kelix is trained without the reinforcement learning stage adopted in some other baselines, e.g., X-Omni, which further validates that our framework can strike a good balance between multimodal understanding and high-quality image generation capabilities within a fully discrete autoregressive architecture.

Table 6 | Ablation studies on **Kelix-Tok**.

Configuration	General Benchmarks				Knowledge Benchmarks				Text-rich Benchmarks			
	RWQA	MMB _{CN}	MMB _{EN}	Avg.	AI2D	MMMU	MathV	Avg.	Chart	Text	OCRB	Avg.
<i>(a) Baseline Comparison</i>												
Discrete Baseline	55.3	53.8	57.8	55.6	61.6	31.3	40.3	44.4	68.7	64.8	66.0	66.5
Continuous Baseline	59.7	56.6	63.1	59.8	65.4	34.2	50.3	50.0	78.9	75.8	79.3	78.0
Kelix-Tok (Default)	58.8	55.9	59.3	58.0	62.9	33.9	50.0	48.9	76.5	74.7	79.2	76.8
<i>(b) Independent vs. Shared Codebooks (fixed $N = 8$, Mean Pool)</i>												
Shared Codebook	49.0	46.8	50.6	48.8	59.0	34.8	44.3	46.0	67.0	60.4	61.7	63.0
Independent (Default)	57.4	56.3	59.3	57.7	64.6	32.4	48.3	48.4	76.4	73.3	76.5	75.4
<i>(c) Fusion Strategy (fixed $N = 8$)</i>												
Mean Pooling	57.4	56.3	59.3	57.7	64.6	32.4	48.3	48.4	76.4	73.3	76.5	75.4
Sum Pooling (Default)	58.8	55.9	59.3	58.0	62.9	33.9	50.0	48.9	76.5	74.7	78.5	76.6
<i>(d) Codebook Dimension (d)</i>												
$d = 32$	54.9	49.4	54.6	53.0	60.1	30.7	43.3	44.7	69.1	62.4	64.0	65.2
$d = 64$	53.3	52.6	56.6	54.2	61.0	32.0	42.2	45.1	69.4	65.4	65.8	66.9
$d = 128$ (Default)	55.3	53.8	57.8	55.6	61.6	31.3	40.3	44.4	68.7	64.8	66.0	66.5
$d = 256$	52.0	50.9	51.9	51.6	59.8	29.0	44.1	44.3	71.1	63.3	63.8	66.1
$d = 512$	50.6	52.9	56.3	53.3	59.9	29.6	44.8	44.8	69.8	66.6	66.7	67.7
$d = 1024$	49.5	52.6	54.2	52.1	60.1	32.0	41.7	44.6	68.0	66.3	64.4	66.2
<i>(e) Codebook Size (S)</i>												
$S = 32,768$	54.0	50.1	53.9	52.7	60.3	31.0	42.6	44.6	70.0	64.0	65.0	66.3
$S = 65,536$ (Default)	55.3	53.8	57.8	55.6	61.6	31.3	40.3	44.4	68.7	64.8	66.0	66.5
$S = 131,072$	54.0	48.4	51.9	51.4	59.6	32.6	43.8	45.3	70.2	65.1	65.9	67.1

6. Ablation Experiments

6.1. Ablation Study on Kelix-Tok

In this section, we conduct a comprehensive set of ablation studies to systematically evaluate the impact of key design decisions in the Kelix-Tok. Table 6 summarizes our results. For efficiency, all model variants are trained on a representative subset of the full dataset and only adopt the two-stage training protocol (Stage 1 and Stage 3) — distinct from the main experiment’s complete training workflow. Each experiment follows a single-factor ablation protocol: starting from the Discrete Baseline, we modify one component at a time to precisely isolate its effect on performance.

Baseline Comparison. The results in Table 6(a) reveals a critical trade-off among different visual representation schemes. We observe that, compared to the Continuous Baseline which represents a performance upper bound, the Discrete Baseline introduces a significant performance gap. This is particularly pronounced on Text-rich tasks, where its performance drops to approximately 85% of the continuous baseline (66.5 vs. 78.0 Avg.) due to the information bottleneck. Our Kelix-Tok, leveraging a multi-token combinatorial representation, successfully achieves discretization while attaining performance comparable to its continuous counterpart.

Independent vs. Shared Codebooks. We validate the necessity of our independent sub-codebook design. As shown in Table 6(b), forcing all sub-tokens to a single Shared Codebook, as opposed to our default Independent codebooks, result in a catastrophic decline in performance (e.g., -12.3% on average for Text-rich tasks). This finding highlights that sub-codebooks are essential for learning disentangled and meaningful visual concepts; utilizing a shared semantic space induces severe representation confusion. These results underscore the critical role of our independent codebook strategy in achieving effective visual tokenization.

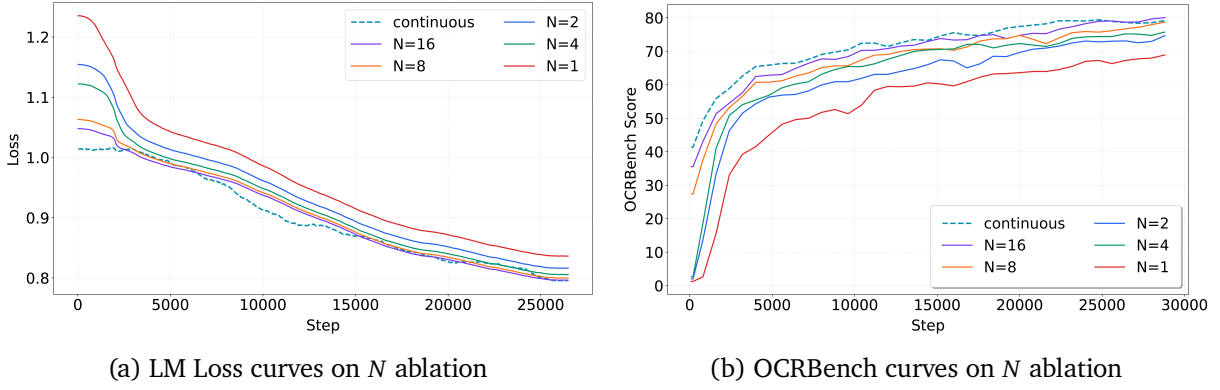


Figure 7 | Ablation study on parameter N : LM Loss and OCRBench curves.

Fusion Strategy. With $N = 8$, we compare Mean Pooling and Sum Pooling as strategies for fusing sub-token embeddings. As shown in Table 6(c), Sum Pooling consistently achieves equal or superior performance across all tasks, with a notable advantage on detail-sensitive Text-rich benchmarks (76.6 vs. 75.4 Avg.). This supports our hypothesis that summation more effectively preserves the overall information content and signal magnitude of the combinatorial representation than averaging, thus more effectively conveying visual details to the language model. Consequently, we adopt Sum Pooling as our default fusion strategy.

Codebook Dimension. As shown in Table 6(d), performance peaks at $d = 128$. Smaller dimensions ($d \leq 64$) lead to performance degradation due to an information bottleneck, while larger dimensions ($d \geq 256$) likely hinder optimization by introducing excessive sparsity in the representation space. Therefore, $d = 128$ provides an optimal balance between representational capacity and optimization tractability, and is adopted as our default setting.

Codebook Size. Finally, we investigate the impact of codebook size on the discrete baseline. Results in Table 6(e) show that increasing the size (S) from 32K to 64K yields consistent gains. However, a further increase to 128K leads to performance degradation, likely due to insufficient training of an overly large codebook with limited data (i.e., codebook under-utilization). We thus select 65,536 as the optimal size, balancing representational capacity with training efficiency.

Quantization Strategies. To investigate the impact of different discretization schemes, we compare (1) **Vector Quantization (VQ)** (Van Den Oord et al., 2017; Zhu et al., 2025) with a codebook size of 65536, (2) **Finite Scalar Quantization (FSQ)** (Mentzer et al., 2023) with an equivalent index space ($16^4 = 65536$), and (3) **Residual Quantization (RQ)** (Lee et al., 2022) utilizing a three-layer hierarchical structure (3×8192). OCRBench is employed to evaluate their performance in fine-grained text recognition and document understanding. We observe that **VQ achieves the highest score of 66.0**, outperforming RQ (60.3) and FSQ (49.2). This performance gap indicates that the learnable embeddings in VQ offer superior representational flexibility for capturing dense visual-textual features. Consequently, VQ is adopted as the default quantization strategy for our final model.

Number of Sub-Tokens. We investigate the impact of varying the number of sub-tokens N by conducting experiments with $N = 1, 2, 4, 8, 16$ alongside a continuous baseline, with results presented in Fig. 7. As shown in Subfigure. 7a, the LM loss consistently decreases with increasing N , and the loss curves for $N \geq 8$ converge closely to the continuous baseline, indicating that sufficient discrete tokens can effectively compress continuous visual information without substantial loss. We further evaluate our training checkpoints on the OCRBench benchmark, which are highly sensitive to model

Table 7 | Ablation studies on our **Unified Multimodal LLM Architecture**. We evaluate the design of multimodal interfaces, representation paradigms, and training synergies across Stage 1 and Stage 3.

Configuration	General Benchmarks				Knowledge Benchmarks				Text-rich Benchmarks			
	RWQA	MMB _{CN}	MMB _{EN}	Avg.	AI2D	MMMU	MathV	Avg.	Chart	Text	OCRB	Avg.
exp1: Unified Baseline	61.3	67.7	66.9	65.3	70.8	42.0	55.8	56.2	76.9	72.3	79.9	76.4
exp2: Random Init Input Emb.	56.7	60.7	59.3	58.9	67.5	34.7	53.8	52.0	77.8	70.4	77.0	75.1
exp3: 9-Head Predictor (Output)	64.8	60.4	61.6	62.3	69.3	41.7	52.9	54.6	75.2	71.4	76.5	74.4

performance. Subfigure. 7b demonstrates that OCRBench scores consistently increase with N . Upon training convergence, the performance of the continuous baseline is nearly matched by the top two discrete configurations ($N = 8$ and $N = 16$), which further validates the robustness of our multi-token based Kelix.

6.2. Ablation Study on Kelix-LLM

In this section, we ablate the key design components in our unified LLM architecture, including the multimodal input/output interface, representation paradigm, and training data synergy, to validate their effectiveness. The experimental setting are aligned with the settings in Table 7, where the exp1 served as the baseline and modify one core component at a time to isolate its impact on model performance. In the following, we detail the training setting and analyze the the experimental results, and derive insights for the unified LLM framework.

Experimental Setting Explanations. All ablation variants are built on the Qwen3-8B backbone but only adopt a two-stage training protocol (Stage 1 and Stage 3) with a subset of full training data, unlike the full four-stage workflow of the main experiment. This simplification streamlines the ablation process by eliminating redundant training stages that are unnecessary for isolating the effects of target components. It ensures the ablation focuses on core design validations without excessive computational overhead. Key ablations are defined as follows:

- **exp1: Unified Baseline:** The full-version of our proposed unified LLM model. It includes: (1) Stage 1 training with a Linear Aligner to map VQ discrete tokens to the LLM’s semantic space; (2) a unified *Block Encoder* (sum pooling) and *Block Decoder* for multimodal input aggregation and output reconstruction; (3) training on both understanding-oriented datasets (e.g., VQA, OCR) and generation-oriented datasets (e.g., text-to-image pairs). This model variant serves as the performance benchmark for all ablations.
- **exp2: Random Init Input Emb.:** Ablates the *up-projector* component in LLM Stage 1. Starting from LLM Stage 1, we directly use token IDs from the VQ quantizer as visual inputs, and initialize the visual embedding table randomly without any alignment training. This setting could test whether the Linear Aligner and Stage 1’s cross-modal alignment strategy are necessary.
- **exp3: 9-Head Predictor (Output):** Replaces the *Block Decoder* with a 9-head parallel predictor. Specifically, the LLM’s single hidden state is projected into 9 independent vectors via 9 separate linear heads, which are then fed into the LM head to generate 9 discrete tokens. For text generation, only the first token is retained; for image generation, the latter 8 tokens are used. This variant verifies the rationality of the *Block Decoder*’s hierarchical reconstruction mechanism.

Result Analysis We analyze the ablation results across three benchmark categories (General Benchmarks, Knowledge Benchmarks, Text-rich Benchmarks) and focus on key performance differences

between variants.

The results in Table 7 highlight the critical role of the *up-projector* and *Block Encoder* in cross-modal modeling:

- **Effect of Linear Aligner (exp1 vs. exp2):** Compared to the baseline (exp1, General Avg. 65.3), the variant using randomly initialized visual embedding table (exp2) shows a significant performance drop across all tasks: General Avg. decreases by 6.4 points (to 58.9), Knowledge Avg. drops by 4.2 points (56.2 \rightarrow 52.0), and Text-rich Avg. decrease by 1.3 points (76.4 \rightarrow 75.1). This confirms that Stage 1’s *up-projector* effectively bridges the semantic gap between discrete visual tokens and the LLM’s text space, avoiding catastrophic forgetting of linguistic priors and laying the foundation for cross-modal reasoning. Without this alignment, random initialization of visual embeddings leads to misalignment between modalities, severely degrading model performance.
- **Effect of Block Encoder (exp1 vs. exp3) :** Replacing the *Block Encoder* with a 9-head predictor (exp3) results in consistent performance degradation: General Avg. decreases by 3.0 points (65.3 \rightarrow 62.3), Knowledge Avg. drops by 1.6 points (56.2 \rightarrow 54.6), and Text-rich Avg. falls by 2.0 points (76.4 \rightarrow 74.4). The 9-head design treats text and image outputs as independent token streams, breaking the semantic integrity of "blocks" (text blocks as single semantic units, image blocks as 8-token spatial clusters). This indicates that the *Block Encoder*’s hierarchical reconstruction (aggregating hidden states into blocks and then reconstructing tokens) better preserves the structural and semantic consistency of multimodal data. In contrast, the parallel 9-head predictor introduces semantic fragmentation, especially for image tokens that require spatial coherence, thus reducing model performance.

Key Findings From the ablation study on the unified LLM architecture, we draw two critical conclusions:

1. **Cross-modal alignment is indispensable:** The *up-projector* in Stage 1 effectively maps discrete visual tokens to the LLM’s semantic space, avoiding inter-modal misalignment and ensuring the model’s basic cross-modal reasoning ability.
2. **Unified block-wise processing is superior:** The *Block Decoder*’s hierarchical reconstruction mechanism preserves the semantic integrity of multimodal data, outperforming parallel multi-head predictors that cause semantic fragmentation.

These findings confirm the rationality of our unified LLM architecture design, providing empirical support for the core components (the *up-projector* and *Block Embedding Moduling*) and laying the foundation for the model’s superior performance in both understanding and generation tasks.

6.3. Case Study of Image Generation

We show image generation cases of Kelix and other SOTA unified models in Figure 8. The visualization results demonstrate that Kelix achieves superior instruction-following capability compared to baselines. In the first case (pillowcase with “DREAM BIG” in cursive), the Janus-Pro, SD-mid, and TA-TOK produces either unclear or non-cursive text. In the second case (garden with 3 red roses and 1 daisy), they generate incorrect flower counts or mix up the flower types. In the third case (one black lamp, three white plates, and two red jars), all of these baseline methods do not incorrectly render the number of plates or jars. These comparisons highlight that Kelix better adheres to fine-grained instructions including text rendering, object counting, and spatial arrangement.



Figure 8 | The visualization comparison of different unified models in image generation.

7. Related Works

We review prior work along the two representation dimensions introduced in Section 2: *representation form* (discrete vs. continuous) and *semantic level* (high-level vs. low-level), covering vision-language models, unified multimodal models, and image generation techniques.

7.1. Vision-Language Models

CLIP (Radford et al., 2021) established the foundation for modern VLMs by aligning visual and textual semantics in a shared embedding space via large-scale contrastive pre-training. Building on CLIP’s pre-trained ViT, Flamingo (Alayrac et al., 2022) introduced cross-attention mechanisms to fuse visual and language representations, enabling few-shot visual reasoning. However, the cross-attention design modifies the LLM architecture, limiting compatibility with pre-trained LLM backbones.

BLIP-2 (Li et al., 2023b) addressed this by proposing a lightweight Q-Former that bridges a frozen ViT and a frozen LLM, requiring only the adaptor to be trained. LLaVA (Liu et al., 2023) further simplified the pipeline to a “ViT–Projector–LLM” framework, feeding fine-grained patch embeddings directly to the LLM. This paradigm has since become the dominant VLM design, adopted by Qwen2-VL, Qwen2.5-VL (Wang et al., 2024b; Bai et al., 2025a), MiniCPM-V (Yao et al., 2024), InternVL (Chen et al., 2024a), among others.

More recently, VLMs have shifted toward native-resolution ViT encoders to process images at their original resolution without complex splitting or resizing, enabling more fine-grained visual understanding. Representative models include Qwen3-VL (Bai et al., 2025b), Kimi-VL (Team et al., 2025a), Seed-VL -1.5 (Guo et al., 2025), and Keye-VL (Yang et al., 2025b). Note that all these VLMs rely on *continuous* visual features and are limited to understanding tasks.

7.2. Unified Multimodal Models

Although understanding-only VLMs have achieved great success, the absence of generation capability limits both the application scope and the scaling potential of these models. This has motivated the community to develop unified models that support both understanding and generation. Existing approaches broadly fall into two categories: *unified architectures* and *hybrid architectures*.

Unified Architectures. In unified architectures, a single representation serves both understanding and generation, and discrete tokenization is a natural choice for this paradigm. Early works such as Chameleon (Team, 2024), LlamaGen (Sun et al., 2024a), and Emu3 (Wang et al., 2024a) adopt VQ-VAE-like techniques (Van Den Oord et al., 2017) to encode images into low-level discrete codes, achieving unified text-vision modeling under next-token prediction. However, the semantic level mismatch between low-level visual codes and high-level text tokens leads to low cross-modal alignment efficiency and poor sample efficiency during scaling.

More recently, a growing number of works have turned to high-level visual semantics derived from ViT encoders, including BLIP3o (Chen et al., 2025c), BLIP3o-NeXT (Chen et al., 2025a), TaTok (Han et al., 2025), X-Omni (Geng et al., 2025), UniTok (Ma et al., 2025a), and NextFlow (Zhang et al., 2026). High-level semantics exhibit significantly higher alignment efficiency, enabling fast transfer of the LLM’s world knowledge and reasoning capabilities to visual generation, and these models have achieved strong results on generation benchmarks. However, discrete tokens in this route still face a fundamental challenge: the information loss inherent in discretization causes them to perform significantly worse than contemporary understanding-only VLMs on multimodal understanding tasks, which to some extent hinders the realization of true modal unification under this framework.

Hybrid Architectures. To address the understanding weakness of unified architectures, hybrid models adopt separate representations for understanding and generation. On the understanding side, they retain the proven ViT–Projector–LLM pipeline from understanding-only VLMs; on the generation side, they employ a different representation for visual synthesis. Early hybrid models use low-level discrete codes for generation, such as Janus (Wu et al., 2025), Janus-Pro (Chen et al., 2025d) (VQ-VAE-based) and UniHetero (Chen et al., 2025e), or low-level continuous features, such

as JanusFlow (Ma et al., 2025b) and BAGEL (Deng et al., 2025). Following the same trend as unified architectures, recent hybrid works have also begun exploring high-level semantics for the generation branch, including MetaQuery (Pan et al., 2025), and Pisces (Xu et al., 2025)

The fundamental limitation of hybrid architectures is the representational asymmetry between understanding and generation, which inherently impairs knowledge sharing and cross-task transfer. Recent efforts such as Manzano (Li et al., 2025), TuNa (Liu et al., 2025), Ming-UniVision (Huang et al., 2025) and RAE (Tong et al., 2026) have attempted to address this by unifying the representation space into high-level semantics, achieving some positive results.

Our Position. Our proposed **Kelix** follows the **unified architecture** route with **high-level discrete semantics**, but introduces a novel **multi-token quantization mechanism** that expands the representational capacity of discrete tokens without increasing the LLM’s sequence length. This directly addresses the information loss bottleneck of discrete tokenization, aiming to close the understanding gap between discrete and continuous representations and unlock the full potential of unified multimodal modeling.

7.3. Image Generation

Image Generation is undergoing a profound transformation. The core architecture of diffusion models is shifting from convolutional U-Net backbones (Rombach et al., 2022) toward more scalable and parameter-efficient Diffusion Transformers (DiT) (Peebles and Xie, 2023; Team, 2025), with training objectives evolving from traditional noise prediction to more stable and expressive flow-matching paradigms (Ma et al., 2025b; Xie et al., 2025). A pivotal driver behind this evolution is the upgrade of conditioning mechanisms: transitioning from static, fixed-vocabulary text encoders like CLIP (Radford et al., 2021) or T5 toward to more dynamic LLM-driven conditioning. As demonstrated by Qwen-Image (Wang et al., 2024b), MetaQuery (Pan et al., 2025), and Manzano (Li et al., 2025), this paradigm harnesses the rich hidden states and world knowledge of pre-trained LLMs to guide the generative process. By treating the LLM as a sophisticated semantic engine, these systems transcend basic text-to-image mapping to unlock reasoning-heavy capabilities, such as **instruction-based editing** (Qian et al., 2025) with nuanced spatial control and **in-context image generation** (Sun et al., 2024b) that maintains visual consistency. In this framework, image generation is effectively reimaged as a seamless extension of the LLM’s multimodal reasoning chain.

Our **Kelix** aligns with this trend but distinguishes itself by performing **semantic-level autoregressive modeling over high-level discrete tokens**. Unlike paradigms that merely utilize continuous hidden states as conditioning signals, Kelix adopts a modular *Tokenizer-LLM-Detokenizer* design that fundamentally integrates generation into the LLM’s next-token prediction framework (Wang et al., 2024a; Sun et al., 2024c). By predicting discrete visual representations (Van Den Oord et al., 2017), Kelix allows the model to fully inherit the LLM’s logical capacity for complex generative tasks while leveraging a diffusion-based DiT as the **Detokenizer** to bypass the inherent quality limitations of traditional discrete decoders.

8. Conclusion

We present **Kelix**, a fully discrete autoregressive unified model that closes the understanding gap between discrete and continuous visual representations in multimodal models. Our key insight is that a single discrete token cannot match the expressive capacity of a continuous embedding within a fixed vocabulary size. By decomposing each continuous patch embedding into multiple parallel discrete tokens, Kelix substantially expands the information capacity of discrete codes, enabling

understanding performance comparable to continuous-feature VLMs. To maintain efficiency despite the increased token count, we adopt a Next-Block Prediction paradigm that models grouped token blocks autoregressively, keeping the effective sequence length, and thus training and inference cost, on par with single-token approaches. Following a modular *Tokenizer-LLM-Detokenizer* design, each component can be developed and iterated independently: the tokenizer handles semantic alignment, the LLM performs reasoning and semantic control, and the diffusion-based detokenizer renders high-quality images. Extensive experiments on major multimodal understanding and image generation benchmarks demonstrate state-of-the-art results among comparable-scale unified models, validating the effectiveness of our approach. In the future, we plan to extend Kelix to video understanding and generation, moving toward a more general unified multimodal intelligence.

References

- A. Radford, K. Narasimhan, T. Salimans, I. Sutskever *et al.*, “Improving language understanding by generative pre-training,” 2018.
- A. Radford, J. Wu, R. Child, D. Luan, D. Amodei, I. Sutskever *et al.*, “Language models are unsupervised multitask learners,” *OpenAI blog*, vol. 1, no. 8, p. 9, 2019.
- T. Brown, B. Mann, N. Ryder, M. Subbiah, J. D. Kaplan, P. Dhariwal, A. Neelakantan, P. Shyam, G. Sastry, A. Askell *et al.*, “Language models are few-shot learners,” *Advances in Neural Information Processing Systems (NeurIPS)*, 2020.
- J. Achiam, S. Adler, S. Agarwal, L. Ahmad, I. Akkaya, F. L. Aleman, D. Almeida, J. Altschmidt, S. Altman, S. Anadkat *et al.*, “Gpt-4 technical report,” *arXiv preprint arXiv:2303.08774*, 2023.
- S. Agarwal, L. Ahmad, J. Ai, S. Altman, A. Applebaum, E. Arbus, R. K. Arora, Y. Bai, B. Baker, H. Bao *et al.*, “gpt-oss-120b & gpt-oss-20b model card,” *arXiv preprint arXiv:2508.10925*, 2025.
- J. Kaplan, S. McCandlish, T. Henighan, T. B. Brown, B. Chess, R. Child, S. Gray, A. Radford, J. Wu, and D. Amodei, “Scaling laws for neural language models,” *arXiv preprint arXiv:2001.08361*, 2020.
- H. Liu, C. Li, Q. Wu, and Y. J. Lee, “Visual instruction tuning,” *Advances in Neural Information Processing Systems (NeurIPS)*, 2023.
- A. Dosovitskiy, “An image is worth 16x16 words: Transformers for image recognition at scale,” *arXiv preprint arXiv:2010.11929*, 2020.
- Y. Yao, T. Yu, A. Zhang, C. Wang, J. Cui, H. Zhu, T. Cai, H. Li, W. Zhao, Z. He *et al.*, “Minicpm-v: A gpt-4v level mllm on your phone,” *arXiv preprint arXiv:2408.01800*, 2024.
- Z. Chen, J. Wu, W. Wang, W. Su, G. Chen, S. Xing, M. Zhong, Q. Zhang, X. Zhu, L. Lu *et al.*, “Internvl: Scaling up vision foundation models and aligning for generic visual-linguistic tasks,” in *Proceedings of the IEEE/CVF Conference on Computer Vision and Pattern Recognition (CVPR)*, 2024.
- K. Team, A. Du, B. Yin, B. Xing, B. Qu, B. Wang, C. Chen, C. Zhang, C. Du, C. Wei *et al.*, “Kimi-vl technical report,” *arXiv preprint arXiv:2504.07491*, 2025.
- J. Chen, L. Xue, Z. Xu, X. Pan, S. Yang, C. Qin, A. Yan, H. Zhou, Z. Chen, L. Huang *et al.*, “Blip3o-next: Next frontier of native image generation,” *arXiv preprint arXiv:2510.15857*, 2025.
- D. Kim, J. He, Q. Yu, C. Yang, X. Shen, S. Kwak, and L.-C. Chen, “Democratizing text-to-image masked generative models with compact text-aware one-dimensional tokens,” *arXiv preprint arXiv:2501.07730*, 2025.

- X. Wang, X. Zhang, Z. Luo, Q. Sun, Y. Cui, J. Wang, F. Zhang, Y. Wang, Z. Li, Q. Yu *et al.*, “Emu3: Next-token prediction is all you need,” *arXiv preprint arXiv:2409.18869*, 2024.
- W. Song, Y. Wang, Z. Song, Y. Li, H. Sun, W. Chen, Z. Zhou, J. Xu, J. Wang, and K. Yu, “Dualtoken: Towards unifying visual understanding and generation with dual visual vocabularies,” *arXiv preprint arXiv:2503.14324*, 2025.
- Z. Geng, Y. Wang, Y. Ma, C. Li, Y. Rao, S. Gu, Z. Zhong, Q. Lu, H. Hu, X. Zhang *et al.*, “X-omni: Reinforcement learning makes discrete autoregressive image generative models great again,” *arXiv preprint arXiv:2507.22058*, 2025.
- A. Van Den Oord, O. Vinyals *et al.*, “Neural discrete representation learning,” *Advances in Neural Information Processing Systems (NeurIPS)*, 2017.
- Y. Zhu, B. Li, Y. Xin, Z. Xia, and L. Xu, “Addressing representation collapse in vector quantized models with one linear layer,” in *Proceedings of the IEEE/CVF International Conference on Computer Vision (ICCV)*, 2025.
- A. Yang, A. Li, B. Yang, B. Zhang, B. Hui, B. Zheng, B. Yu, C. Gao, C. Huang, C. Lv *et al.*, “Qwen3 technical report,” *arXiv preprint arXiv:2505.09388*, 2025.
- Z. Yang, J. Teng, W. Zheng, M. Ding, S. Huang, J. Xu, Y. Yang, W. Hong, X. Zhang, G. Feng *et al.*, “Cogvideox: Text-to-video diffusion models with an expert transformer,” *arXiv preprint arXiv:2408.06072*, 2024.
- E. Xie, J. Chen, J. Chen, H. Cai, H. Tang, Y. Lin, Z. Zhang, M. Li, L. Zhu, Y. Lu *et al.*, “Sana: Efficient high-resolution image synthesis with linear diffusion transformers,” *arXiv preprint arXiv:2410.10629*, 2024.
- M. Byeon, B. Park, H. Kim, S. Lee, W. Baek, and S. Kim, “Coyo-700m: Image-text pair dataset,” <https://github.com/kakaobrain/coyo-dataset>, 2022.
- S. Y. Gadre, G. Ilharco, A. Fang, J. Hayase, G. Smyrnis, T. Nguyen, R. Marten, M. Wortsman, D. Ghosh, J. Zhang *et al.*, “Datacomp: In search of the next generation of multimodal datasets,” *Advances in Neural Information Processing Systems (NeurIPS)*, 2023.
- C. Schuhmann, R. Beaumont, R. Vencu, C. Gordon, R. Wightman, M. Cherti, T. Coombes, A. Katta, C. Mullis, M. Wortsman *et al.*, “Laion-5b: An open large-scale dataset for training next generation image-text models,” *Advances in Neural Information Processing Systems (NeurIPS)*, 2022.
- S. Gu, J. Zhang, S. Zhou, K. Yu, Z. Xing, L. Wang, Z. Cao, J. Jia, Z. Zhang, Y. Wang *et al.*, “Infinity-mm: Scaling multimodal performance with large-scale and high-quality instruction data,” *arXiv preprint arXiv:2410.18558*, 2024.
- S. Changpinyo, P. Sharma, N. Ding, and R. Soricut, “Conceptual 12m: Pushing web-scale image-text pre-training to recognize long-tail visual concepts,” in *Proceedings of the IEEE/CVF Conference on Computer Vision and Pattern Recognition (CVPR)*, 2021.
- J. Meyer, N. Padgett, C. Miller, and L. Exline, “Public domain 12m: A highly aesthetic image-text dataset with novel governance mechanisms,” *arXiv preprint arXiv:2410.23144*, 2024.
- P. Sharma, N. Ding, S. Goodman, and R. Soricut, “Conceptual captions: A cleaned, hypernymed, image alt-text dataset for automatic image captioning,” in *Proceedings of ACL*, 2018.

- X. Li, F. Zhang, H. Diao, Y. Wang, X. Wang, and L.-Y. Duan, “Densefusion-1m: Merging vision experts for comprehensive multimodal perception,” *2407.08303*, 2024.
- Z. Zheng, H. Dai, L. Mao, X. Sun, Z. Liang, B. Chen, Y. Ding, C. Lei, W. Ou, H. Li *et al.*, “Onevision: An end-to-end generative framework for multi-view e-commerce vision search,” *arXiv preprint arXiv:2510.05759*, 2025.
- Maksonchek, “Codeocr dataset (python code images + ground truth),” 2025. [Online]. Available: <https://huggingface.co/datasets/maksonchek/codeocr-dataset>
- G. Kim, T. Hong, M. Yim, J. Nam, J. Park, J. Yim, W. Hwang, S. Yun, D. Han, and S. Park, “Ocr-free document understanding transformer,” in *European Conference on Computer Vision*. Springer, 2022, pp. 498–517.
- C. Duan, Q. Jiang, P. Fu, J. Chen, S. Li, Z. Wang, S. Guo, and J. Luo, “Instructocr: Instruction boosting scene text spotting,” in *Proceedings of the AAAI Conference on Artificial Intelligence*, vol. 39, no. 3, 2025, pp. 2807–2815.
- Z. Xu, W. Yang, A. Meng, N. Lu, and H. Huang, “Towards end-to-end license plate detection and recognition: A large dataset and baseline,” in *Proceedings of the European Conference on Computer Vision (ECCV)*, 2018, pp. 255–271.
- E. Cui, Y. He, Z. Ma, Z. Chen, H. Tian, W. Wang, K. Li, Y. Wang, W. Wang, X. Zhu, L. Lu, T. Lu, Y. Wang, L. Wang, Y. Qiao, and J. Dai, “Sharegpt-4o: Comprehensive multimodal annotations with gpt-4o,” 2024. [Online]. Available: <https://sharegpt4o.github.io/>
- H. Laurençon, A. Marafioti, V. Sanh, and L. Tronchon, “Building and better understanding vision-language models: insights and future directions,” *arXiv preprint arXiv:2408.12637*, 2024.
- F. Li, R. Zhang, H. Zhang, Y. Zhang, B. Li, W. Li, Z. Ma, and C. Li, “Llava-next-interleave: Tackling multi-image, video, and 3d in large multimodal models,” *arXiv preprint arXiv:2407.07895*, 2024.
- L. Chen, J. Li, X. Dong, P. Zhang, C. He, J. Wang, F. Zhao, and D. Lin, “Sharegpt4v: Improving large multi-modal models with better captions,” in *European Conference on Computer Vision (ECCV)*, 2024.
- K. Kafle, S. Cohen, B. Price, and C. Kanan, “Dvqa: Understanding data visualizations via question answering,” in *Proceedings of the IEEE/CVF Conference on Computer Vision and Pattern Recognition (CVPR)*, 2018.
- R. Zhang, X. Wei, D. Jiang, Y. Zhang, Z. Guo, C. Tong, J. Liu, A. Zhou, B. Wei, S. Zhang *et al.*, “Mavis: Mathematical visual instruction tuning,” *arXiv e-prints*, pp. arXiv–2407, 2024.
- H. Bansal, D. S. Sachan, K.-W. Chang, A. Grover, G. Ghosh, W.-t. Yih, and R. Pasunuru, “Honeybee: Data recipes for vision-language reasoners,” *arXiv preprint arXiv:2510.12225*, 2025.
- L. Wiedmann, O. Zohar, A. Mahla, X. Wang, R. Li, T. Frere, L. von Werra, A. R. Gosthipaty, and A. Marafioti, “Finevision: Open data is all you need,” *arXiv preprint arXiv:2510.17269*, 2025.
- W. Foundation. Wikimedia downloads. [Online]. Available: <https://dumps.wikimedia.org>
- C. Tian, X. Zhu, Y. Xiong, W. Wang, Z. Chen, W. Wang, Y. Chen, L. Lu, T. Lu, J. Zhou *et al.*, “Mm-interleaved: Interleaved image-text generative modeling via multi-modal feature synchronizer,” *arXiv preprint arXiv:2401.10208*, 2024.

- A. Blakeman, A. Grattafiori, A. Basant, A. Gupta, A. Khattar, A. Renduchintala, A. Vavre, A. Shukla, A. Bercovich, A. Ficek *et al.*, “Nemotron 3 nano: Open, efficient mixture-of-experts hybrid mamba-transformer model for agentic reasoning,” *arXiv preprint arXiv:2512.20848*, 2025.
- R. K. Mahabadi, S. Satheesh, S. Prabhume, M. Patwary, M. Shoybi, and B. Catanzaro, “Nemotron-cc-math: A 133 billion-token-scale high quality math pretraining dataset,” *arXiv preprint arXiv:2508.15096*, 2025.
- A. Basant, A. Khairnar, A. Paithankar, A. Khattar, A. Renduchintala, A. Malte, A. Bercovich, A. Hazare, A. Rico, A. Ficek *et al.*, “Nvidia nemotron nano 2: An accurate and efficient hybrid mamba-transformer reasoning model,” *arXiv preprint arXiv:2508.14444*, 2025.
- k. Jarius, otaldohenrikk and et. al., “Rjt1990/generalthoughtarchive,” Hugging Face Datasets, 2025. [Online]. Available: <https://huggingface.co/datasets/RJT1990/GeneralThoughtArchive>
- PrimeIntellect, “Numinamath-qwq-cot-5m,” Hugging Face Datasets, 2025. [Online]. Available: <https://huggingface.co/datasets/PrimeIntellect/NuminaMath-QwQ-CoT-5M>
- W. U. Ahmad, S. Narenthiran, S. Majumdar, A. Ficek, S. Jain, J. Huang, V. Noroozi, and B. Ginsburg, “Opencodereasoning: Advancing data distillation for competitive coding,” 2025. [Online]. Available: <https://arxiv.org/abs/2504.01943>
- A. Gokaslan, A. F. Cooper, J. Collins, L. Seguin, A. Jacobson, M. Patel, J. Frankle, C. Stephenson, and V. Kuleshov, “Commoncanvas: Open diffusion models trained on creative-commons images,” in *Proceedings of the IEEE/CVF Conference on Computer Vision and Pattern Recognition (CVPR)*, 2024.
- C. Emporium, “midjourney-niji-1m-llavanext,” <https://huggingface.co/datasets/CaptionEmporium/conceptual-captions-cc12m-llavanext>, 2024.
- J. Chen, Z. Xu, X. Pan, Y. Hu, C. Qin, T. Goldstein, L. Huang, T. Zhou, S. Xie, S. Savarese *et al.*, “Blip3-o: A family of fully open unified multimodal models-architecture, training and dataset,” *arXiv preprint arXiv:2505.09568*, 2025.
- K. K. Team, B. Yang, B. Wen, C. Liu, C. Chu, C. Song, C. Rao, C. Yi, D. Li, D. Zang *et al.*, “Kwai keye-vl technical report,” *arXiv preprint arXiv:2507.01949*, 2025.
- B. Yang, B. Wen, B. Ding, C. Liu, C. Chu, C. Song, C. Rao, C. Yi, D. Li, D. Zang *et al.*, “Kwai keye-vl 1.5 technical report,” *arXiv preprint arXiv:2509.01563*, 2025.
- Grok. Grok. [Online]. Available: <https://x.ai/blog/grok-1.5>
- Y. Liu, H. Duan, Y. Zhang, B. Li, S. Zhang, W. Zhao, Y. Yuan, J. Wang, C. He, Z. Liu *et al.*, “Mmbench: Is your multi-modal model an all-around player?” in *European Conference on Computer Vision (ECCV)*, 2024.
- B. Li, R. Wang, G. Wang, Y. Ge, Y. Ge, and Y. Shan, “Seed-bench: Benchmarking multimodal llms with generative comprehension,” *arXiv preprint arXiv:2307.16125*, 2023.
- A. Kembhavi, M. Salvato, E. Kolve, M. Seo, H. Hajishirzi, and A. Farhadi, “A diagram is worth a dozen images,” in *European Conference on Computer Vision (ECCV)*, 2016.
- X. Yue, Y. Ni, K. Zhang, T. Zheng, R. Liu, G. Zhang, S. Stevens, D. Jiang, W. Ren, Y. Sun *et al.*, “Mmmu: A massive multi-discipline multimodal understanding and reasoning benchmark for expert agi,” in *Proceedings of the IEEE/CVF Conference on Computer Vision and Pattern Recognition (CVPR)*, 2024.

- P. Lu, H. Bansal, T. Xia, J. Liu, C. Li, H. Hajishirzi, H. Cheng, K.-W. Chang, M. Galley, and J. Gao, “Mathvista: Evaluating mathematical reasoning of foundation models in visual contexts,” *arXiv preprint arXiv:2310.02255*, 2023.
- Z. Liu, W. Ping, R. Roy, P. Xu, C. Lee, M. Shoeybi, and B. Catanzaro, “Chatqa: Surpassing gpt-4 on conversational qa and rag,” *arXiv preprint arXiv:2401.10225*, 2024.
- A. Singh, V. Natarjan, M. Shah, Y. Jiang, X. Chen, D. Batra, D. Parikh, and M. Rohrbach, “Towards vqa models that can read,” in *Proceedings of the IEEE/CVF Conference on Computer Vision and Pattern Recognition (CVPR)*, 2019.
- Y. Liu, Z. Li, M. Huang, B. Yang, W. Yu, C. Li, X.-C. Yin, C.-L. Liu, L. Jin, and X. Bai, “Ocrbench: on the hidden mystery of ocr in large multimodal models,” *Science China Information Sciences*, vol. 67, no. 12, p. 220102, 2024.
- D. Ghosh, H. Hajishirzi, and L. Schmidt, “Geneval: An object-focused framework for evaluating text-to-image alignment,” *Advances in Neural Information Processing Systems (NeurIPS)*, 2023.
- Y. Niu, M. Ning, M. Zheng, W. Jin, B. Lin, P. Jin, J. Liao, C. Feng, K. Ning, B. Zhu *et al.*, “Wise: A world knowledge-informed semantic evaluation for text-to-image generation,” *arXiv preprint arXiv:2503.07265*, 2025.
- X. Hu, R. Wang, Y. Fang, B. Fu, P. Cheng, and G. Yu, “Ella: Equip diffusion models with llm for enhanced semantic alignment,” *arXiv preprint arXiv:2403.05135*, 2024.
- F. Mentzer, D. Minnen, E. Agustsson, and M. Tschannen, “Finite scalar quantization: Vq-vae made simple,” *arXiv preprint arXiv:2309.15505*, 2023.
- D. Lee, C. Kim, S. Kim, M. Cho, and W.-S. Han, “Autoregressive image generation using residual quantization,” in *Proceedings of the IEEE/CVF Conference on Computer Vision and Pattern Recognition (CVPR)*, 2022.
- A. Radford, J. W. Kim, C. Hallacy, A. Ramesh, G. Goh, S. Agarwal, G. Sastry, A. Askell, P. Mishkin, J. Clark *et al.*, “Learning transferable visual models from natural language supervision,” in *International Conference on Machine Learning (ICML)*, 2021.
- J.-B. Alayrac, J. Donahue, P. Luc, A. Miech, I. Barr, Y. Hasson, K. Lenc, A. Mensch, K. Millican, M. Reynolds *et al.*, “Flamingo: a visual language model for few-shot learning,” *Advances in Neural Information Processing Systems (NeurIPS)*, 2022.
- J. Li, D. Li, S. Savarese, and S. Hoi, “Blip-2: Bootstrapping language-image pre-training with frozen image encoders and large language models,” in *International Conference on Machine Learning (ICML)*, 2023.
- P. Wang, S. Bai, S. Tan, S. Wang, Z. Fan, J. Bai, K. Chen, X. Liu, J. Wang, W. Ge *et al.*, “Qwen2-vl: Enhancing vision-language model’s perception of the world at any resolution,” *arXiv preprint arXiv:2409.12191*, 2024.
- S. Bai, K. Chen, X. Liu, J. Wang, W. Ge, S. Song, K. Dang, P. Wang, S. Wang, J. Tang *et al.*, “Qwen2.5-vl technical report,” *arXiv preprint arXiv:2502.13923*, 2025.
- S. Bai, Y. Cai, R. Chen, K. Chen, X. Chen, Z. Cheng, L. Deng, W. Ding, C. Gao, C. Ge, W. Ge, Z. Guo, Q. Huang, J. Huang, F. Huang, B. Hui, S. Jiang, Z. Li, M. Li, M. Li, K. Li, Z. Lin, J. Lin, X. Liu, J. Liu, C. Liu, Y. Liu, D. Liu, S. Liu, D. Lu, R. Luo, C. Lv, R. Men, L. Meng, X. Ren, X. Ren, S. Song, Y. Sun,

- J. Tang, J. Tu, J. Wan, P. Wang, P. Wang, Q. Wang, Y. Wang, T. Xie, Y. Xu, H. Xu, J. Xu, Z. Yang, M. Yang, J. Yang, A. Yang, B. Yu, F. Zhang, H. Zhang, X. Zhang, B. Zheng, H. Zhong, J. Zhou, F. Zhou, J. Zhou, Y. Zhu, and K. Zhu, “Qwen3-vl technical report,” *arXiv preprint arXiv:2511.21631*, 2025.
- D. Guo, F. Wu, F. Zhu, F. Leng, G. Shi, H. Chen, H. Fan, J. Wang, J. Jiang, J. Wang *et al.*, “Seed1. 5-vl technical report,” *arXiv preprint arXiv:2505.07062*, 2025.
- C. Team, “Chameleon: Mixed-modal early-fusion foundation models,” *arXiv preprint arXiv:2405.09818*, 2024.
- P. Sun, Y. Jiang, S. Chen, S. Zhang, B. Peng, P. Luo, and Z. Yuan, “Autoregressive model beats diffusion: Llama for scalable image generation,” *arXiv preprint arXiv:2406.06525*, 2024.
- J. Chen, Z. Xu, X. Pan, Y. Hu, C. Qin, T. Goldstein, L. Huang, T. Zhou, S. Xie, S. Savarese *et al.*, “Blip3-o: A family of fully open unified multimodal models-architecture, training and dataset,” *arXiv preprint arXiv:2505.09568*, 2025.
- J. Han, H. Chen, Y. Zhao, H. Wang, Q. Zhao, Z. Yang, H. He, X. Yue, and L. Jiang, “Vision as a dialect: Unifying visual understanding and generation via text-aligned representations,” *arXiv preprint arXiv:2506.18898*, 2025.
- C. Ma, Y. Jiang, J. Wu, J. Yang, X. Yu, Z. Yuan, B. Peng, and X. Qi, “Unitok: A unified tokenizer for visual generation and understanding,” *arXiv preprint arXiv:2502.20321*, 2025.
- H. Zhang, L. Qu, Y. Liu, H. Chen, Y. Song, Y. Dong, S. Sun, X. Li, X. Wang, Y. Jiang *et al.*, “Nextflow: Unified sequential modeling activates multimodal understanding and generation,” *arXiv preprint arXiv:2601.02204*, 2026.
- C. Wu, X. Chen, Z. Wu, Y. Ma, X. Liu, Z. Pan, W. Liu, Z. Xie, X. Yu, C. Ruan *et al.*, “Janus: Decoupling visual encoding for unified multimodal understanding and generation,” in *Proceedings of the Computer Vision and Pattern Recognition Conference*, 2025, pp. 12 966–12 977.
- X. Chen, Z. Wu, X. Liu, Z. Pan, W. Liu, Z. Xie, X. Yu, and C. Ruan, “Janus-pro: Unified multimodal understanding and generation with data and model scaling,” *arXiv preprint arXiv:2501.17811*, 2025.
- F. Chen, M. Jing, W. Lu, Y. Feng, X. Li, and X. Cao, “Unihetero: Could generation enhance understanding for vision-language-model at large data scale?” *arXiv preprint arXiv:2512.23512*, 2025.
- Y. Ma, X. Liu, X. Chen, W. Liu, C. Wu, Z. Wu, Z. Pan, Z. Xie, H. Zhang, X. Yu *et al.*, “Janusflow: Harmonizing autoregression and rectified flow for unified multimodal understanding and generation,” in *Proceedings of the Computer Vision and Pattern Recognition Conference*, 2025, pp. 7739–7751.
- C. Deng, D. Zhu, K. Li, C. Gou, F. Li, Z. Wang, S. Zhong, W. Yu, X. Nie, Z. Song *et al.*, “Emerging properties in unified multimodal pretraining,” *arXiv preprint arXiv:2505.14683*, 2025.
- X. Pan, S. N. Shukla, A. Singh, Z. Zhao, S. K. Mishra, J. Wang, Z. Xu, J. Chen, K. Li, F. Juefei-Xu *et al.*, “Transfer between modalities with metaqueries,” *arXiv preprint arXiv:2504.06256*, 2025.
- Z. Xu, J. Chen, Z. Lin, X. Pan, L. Huang, T. Zhou, M. Khabsa, Q. Wang, D. Jin, M. Yasunaga *et al.*, “Pisces: An auto-regressive foundation model for image understanding and generation,” *arXiv preprint arXiv:2506.10395*, 2025.

- Y. Li, R. Qian, B. Pan, H. Zhang, H. Huang, B. Zhang, J. Tong, H. You, X. Du, Z. Gan *et al.*, “Manzano: A simple and scalable unified multimodal model with a hybrid vision tokenizer,” *arXiv preprint arXiv:2509.16197*, 2025.
- Z. Liu, W. Ren, H. Liu, Z. Zhou, S. Chen, H. Qiu, X. Huang, Z. An, F. Yang, A. Patel *et al.*, “Tuna: Taming unified visual representations for native unified multimodal models,” *arXiv preprint arXiv:2512.02014*, 2025.
- Z. Huang, D. Zheng, C. Zou, R. Liu, X. Wang, K. Ji, W. Chai, J. Sun, L. Wang, Y. Lv *et al.*, “Ming-univision: Joint image understanding and generation with a unified continuous tokenizer,” *arXiv preprint arXiv:2510.06590*, 2025.
- S. Tong, B. Zheng, Z. Wang, B. Tang, N. Ma, E. Brown, J. Yang, R. Fergus, Y. LeCun, and S. Xie, “Scaling text-to-image diffusion transformers with representation autoencoders,” *arXiv preprint arXiv:2601.16208*, 2026.
- R. Rombach, A. Blattmann, D. Lorenz, P. Esser, and B. Ommer, “High-resolution image synthesis with latent diffusion models,” in *Proceedings of the IEEE/CVF Conference on Computer Vision and Pattern Recognition (CVPR)*, 2022.
- W. Peebles and S. Xie, “Scalable diffusion models with transformers,” in *Proceedings of the IEEE/CVF International Conference on Computer Vision (ICCV)*, 2023.
- Z.-I. Team, “Z-image: An efficient image generation foundation model with single-stream diffusion transformer,” *arXiv preprint arXiv:2511.22699*, 2025.
- E. Xie, J. Chen, Y. Zhao, J. Yu, L. Zhu, C. Wu, Y. Lin, Z. Zhang, M. Li, J. Chen *et al.*, “Sana 1.5: Efficient scaling of training-time and inference-time compute in linear diffusion transformer,” *arXiv preprint arXiv:2501.18427*, 2025.
- Y. Qian, E. Bocek-Rivele, L. Song, J. Tong, Y. Yang, J. Lu, W. Hu, and Z. Gan, “Pico-banana-400k: A large-scale dataset for text-guided image editing,” *arXiv preprint arXiv:2510.19808*, 2025.
- Q. Sun, Y. Cui, X. Zhang, F. Zhang, Q. Yu, Y. Wang, Y. Rao, J. Liu, T. Huang, and X. Wang, “Generative multimodal models are in-context learners,” in *Proceedings of the IEEE/CVF Conference on Computer Vision and Pattern Recognition (CVPR)*, 2024.
- P. Sun, Y. Jiang, S. Chen, S. Zhang, B. Peng, P. Luo, and Z. Yuan, “Autoregressive model beats diffusion: Llama for scalable image generation,” 2024. [Online]. Available: <https://arxiv.org/abs/2406.06525>

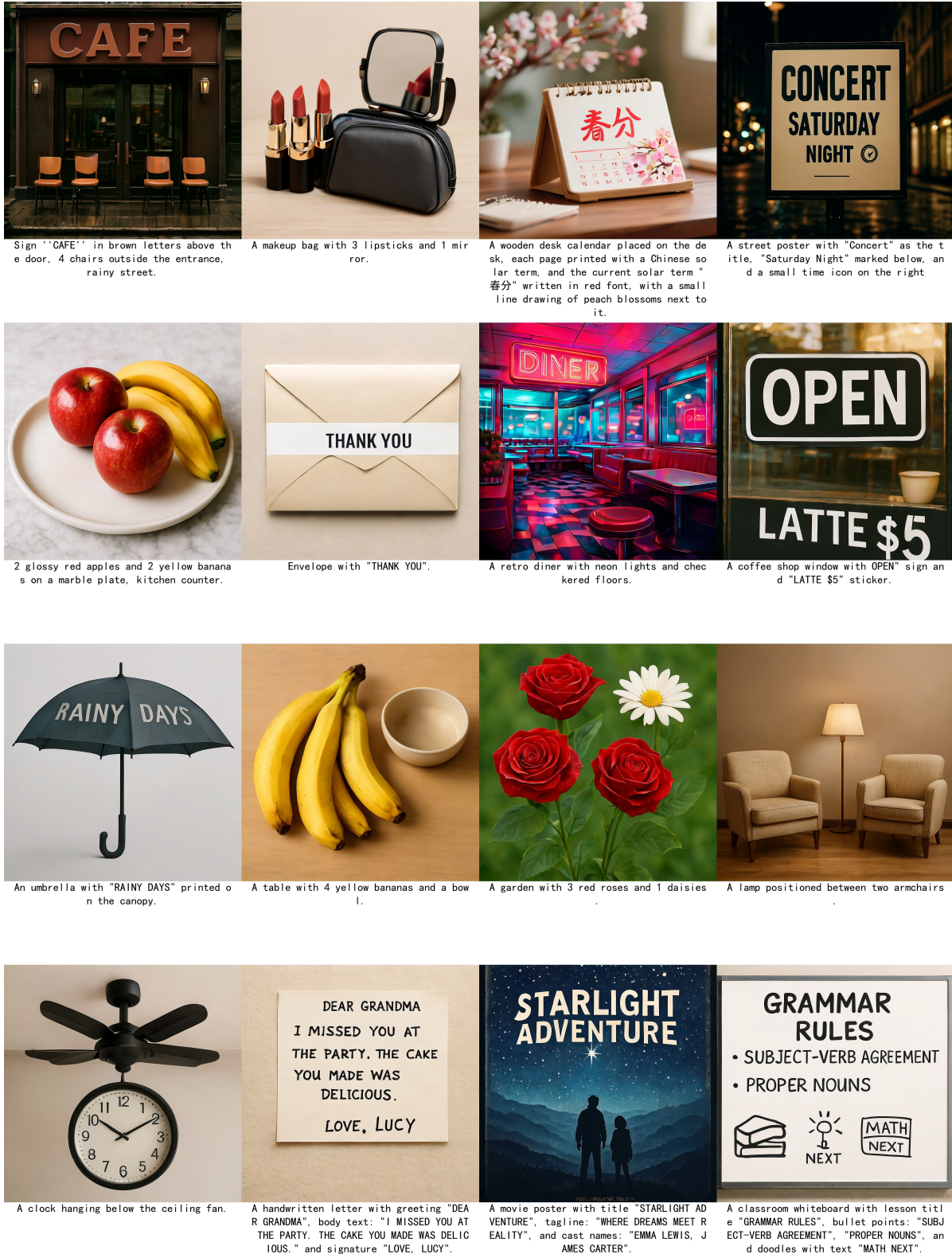


Figure 9 | The visualization of Kelix in image generation.



A clock with melting hands, its face merging into a puddle that reflects a different season.



A retro notebook with "DIARY" printed on the cover, "Today's Little Things" written on the first line of the inner page, and a simple sticker on the corner.



夏日的荷花池，粉色荷花亭亭玉立，碧绿的荷叶上滚动着晶莹的露珠，几只蜻蜓停落在荷叶边缘。



A futuristic robot in black metal, holding a traditional Chinese fan, sitting on a stone bridge, with two paper kites flying nearby, moonlit night.



A sci-fi spaceship docked at an ancient temple, a monk in yellow robe standing beside it, 4 glowing runes on the temple wall, cosmic dust around.




Sticker with "SMILE".



Keychain engraved "LOVE".



A rustic farmyard with hay bales and chickens.



A laptop screen displaying "WELCOME" homepage.



A graffiti wall with overlapping text: "PEACE", "LOVE", "UNITY", "EQUALITY" and a city skyline.




A backpack with "ADVENTURE" on the front.



Floating inverted cities with glowing vines wrapped around the building bottoms.



Fish swimming freely in the sky, leaving trails of iridescent bubbles that turn into flowers.



A morning bluestone alley, with 3 clusters of green vines climbing the brick walls on both sides, 1 vintage lantern hanging at the alley entrance, and the road glistening with dew.



Butterflies with wings made of smoke, landing on flowers that shrink when touched.



A bird on a branch, oil painting style, autumn evening.

Figure 10 | The visualization of Kelix in image generation.



Figure 11 | The visualization of Kelix in image generation.

A. Contributions

Core Contributors Boyang Ding*, Chenglong Chu, Dunju Zang, Han Li, Jiangxia Cao, Kun Gai, Muhao Wei, Ruiming Tang, Shiyao Wang, Siyang Mao, Xincheng Luo, Yahui Liu, Zhixin Ling, Zhuoran Yang, Ziming Li

Contributors Chengru Song, Guorui Zhou, Guowang Zhang, Hao Peng, Hao Wang, Jiaxin Deng, Jin Ouyang, Jinghao Zhang, Lejian Ren, Qianqian Wang, Qigen Hu, Tao Wang, Xingmei Wang, Yiping Yang, Zixing Zhang, Ziqi Wang

All the authors listed alphabetically by first name. *Project Leader.