

ORIGINAL ARTICLE

Searching for rotational X-ray modulation on TIC 277539431

Desmond Dsouza^{*1,2} | Katja Poppenhäger^{1,2} | Ekaterina Ilin³¹ Leibniz Institute for Astrophysics Potsdam (AIP), Potsdam, Germany² Institute for Physics and Astronomy, Universität Potsdam, Potsdam-Golm, Germany³ Netherlands Institute for Radio Astronomy, ASTRON, Dwingeloo, Netherlands**Correspondence**

*Desmond Dsouza, Leibniz Institute for Astrophysics Potsdam (AIP), An der Sternwarte 16, 14482 Potsdam. Email: ddsouza@aip.de

Present Address

Leibniz Institute for Astrophysics Potsdam (AIP), An der Sternwarte 16, 14482 Potsdam.

Funding Information

DLR, 50 OR 2209.

TIC 277539431, a fast rotating M7 dwarf, was detected to host the highest latitude flare to date at 81°. Magnetic activity like stellar flares occurring at high latitude indicate occurrence of coronal loops at these latitudes on fully-convective M dwarfs. In contrast, sunspots usually occur below 30°. In our study we look for modulation on the X-ray signal occurring due to occultation of coronal loops by the star due to stellar rotation. We report an updated rotation period for this star as $P_{\text{rot}} = 273.593$ min based on TESS sectors 12, 37, 39, 64 and 65. We conducted χ^2_{red} fits by varying the amplitude and the phase of a sinusoidally modulated signal derived from the new rotation period. We find no evidence of rotational modulation in the X-ray signal. This could be due to multiple scenarios, such as lack of a stable coronal loop during observation or the modulated signal being too weak, however given the dataset, individual scenarios cannot be distinguished.

KEYWORDS:

stars: activity, stars: coronae, stars: low-mass, stars: rotation

1 | INTRODUCTION

M dwarfs make up 70-75% of all stars in the solar neighbourhood (Bochanski et al., 2010; Winters et al., 2019). Due to their lower bolometric luminosity, their habitable zones lie closer to the host star. These conditions make them favourable targets to look for exoplanets and habitability studies (Trifonov et al., 2018). Contrary to the Sun, M-type stars, especially fully convective M dwarfs have much longer sustained saturated magnetic activity (Magaudha et al., 2022) due to their long spindown timescales (Pass, Charbonneau, Irwin, & Winters, 2022). As more exoplanets are discovered to be hosted by M dwarfs, studying the differences in magnetic activity becomes imperative.

Helioseismic studies have shown that the Sun is differentially rotating (Duvall et al., 1984; Howe et al., 2000). This differential rotation leads to shearing regions called the tachocline that is believed to fuel the $\alpha\Omega$ dynamo which gives rise to magnetic fields on the Sun and sun-like partially convective stars (Charbonneau, 2014; Hazra, Karak, & Choudhuri, 2014; Stix, 1976). Although labelled as cool stars, fully convective M-type

stars are believed to host a different dynamo mechanism than the $\alpha\Omega$ dynamo due to the missing tachocline region on such stars (Chabrier & Küker, 2006; Pipin & Yokoi, 2018; Yadav et al., 2015; Yadav, Christensen, Wolk, & Poppenhaeger, 2016).

Observations of fully convective M dwarfs show that they display magnetic activity like that of other cool stars. Coronal X-ray emission (Magaudha et al., 2022; Wright, Newton, Williams, Drake, & Yadav, 2018), chromospheric activity indicators like Ca II H&K, H α (Newton et al., 2017; Reiners & Basri, 2008), flares (Ilin, Poppenhaeger, et al., 2021) and other magnetic activity are frequently observed on these stars (Kochukhov, 2021).

Ilin, Poppenhaeger, et al. (2021) observed that white-light flares on fast-rotating fully convective M dwarfs predominantly occur at high latitudes. TIC 277539431 was observed to have a high latitude flare at 81° in their study. In contrast, the Sun hosts most of its activity such as sunspots at or lower than $\approx 30^\circ$. Since flares occur due to re-connection of magnetic flux ropes (Benz & Güdel, 2010), the high latitude flare on TIC 277539431 indicates the existence of flux loops at such latitudes.

TABLE 1 Stellar parameters of TIC 277539431.

Parameter	Value
Spectral type	M7 †
Distance d	13.70 ± 0.11 pc ‡
Effective temperature T_{eff}	2680^{+60}_{-50} K §
Rotation period P_{rot}	273.593 min ¶
Projected rot. vel $v \sin i$	$38.6 \pm 1.0 \text{ km s}^{-1}$ †
Inclination i	$(87.0^{+2.0}_{-2.4})^\circ$ †
Radius R	$0.145 \pm 0.004 R_{\odot}$ †

Reference:

†Ilin, Schmidt, et al. (2021)

‡Bailer-Jones, Rybizki, Fouesneau, Mantelet, and Andrae (2018)

§Pecaut and Mamajek (2013)

¶This work

Our study looks at TIC 277539431 using the X-ray telescope *XMM-Newton* to look for modulation in the coronal emission. If coronal loops occur at such high latitudes, we expect them to be partially occulted during stellar rotation, causing a modulated X-ray signal. Rotational X-ray modulation is observed on the Sun (Güdel, 2004), however, it has been rarely observed on other cool stars. The exceptions being EK Dra (Guedel, Schmitt, Benz, & Elias, 1995) and IC 2391 (Marino, Micela, Peres, & Sciortino, 2003). Detections have been challenging due to the nature of X-ray observations, which typically involve low photon count rates and therefore large errorbars compared to the expected amplitude of such a modulation, making detections of X-ray modulation with short baselines difficult.

A measurable modulation in the X-ray signal could, however, allow us to directly measure the coronal loop heights on this star. While scaling relations from X-ray spectra allows for estimation of loop size and Magnetic field on TIC 277539431 (Ilin, Poppenhäger, Stelzer, & Dsouza, 2024), a measurement of loop height through modulation of X-ray signal could offer an empirical method to study the corona of fully-convective stars and their surroundings for habitability studies. The feasibility of detecting an X-ray modulation, however, depends on the occulted volume of the loop; i.e., a large coronal loop on the pole that is only barely occulted could cause a very small modulation of the X-ray lightcurve.

In the next section we describe the observation and data analysis conducted in our study. In section 3, we discuss our results on how photometric modulation observed in TESS was used to look for the X-ray modulation, then in section 4 and 5 we discuss and conclude our findings.

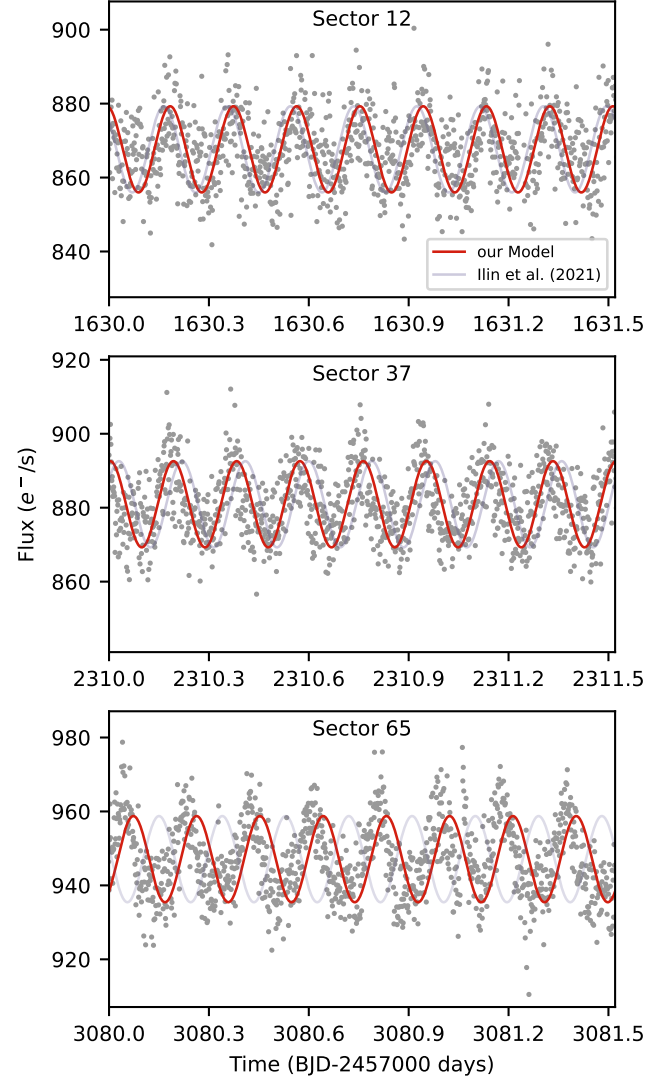


FIGURE 1 Selected excerpts of TESS (PDSCAP_FLUX) lightcurves from sectors 12, 37 and 65. Our model using the $P_{\text{rot}} = 273.593$ min matches the modulation in all TESS sectors in contrast to the previously reported $P_{\text{rot}} = 273.618 \pm 0.007$ min.

2 | OBSERVATIONS AND DATA ANALYSIS

Proprietary observing time was granted to PI: Ekaterina Ilin (author 3) to observe TIC 277539431 on the *XMM-Newton*, X-ray space observatory for 36ks ($\approx 2.2 P_{\text{rot}}$). The observation took place on August 5, 2022. The *XMM-Newton* telescope (Jansen et al., 2001) was launched by the European Space Agency on December 1999. It can observe a patch of the sky simultaneously with 3 X-ray detectors: MOS1, MOS2 and PN (Turner et al. (2001) and Strüder et al. (2001)), Additionally the space observatory also hosts an Optical Monitor (OM).

We used the XMM-Newton Science Analysis System (SAS) version 21.0.0 to process the X-ray data. The X-ray photons from the source and the background regions were extracted using the SAS command `evselect` with a time bin of 407s (90 bins). The light-curve was then generated using `epiclccorr` with absolute correction and background correction modes turned on. We additionally identified the flare as done by Ilin et al. (2024). A flare occurs when magnetic flux ropes combine or are disrupted (Benz & Güdel, 2010). Since our study searches for X-ray modulation occurring due to stable flux loops near the pole of the star, we removed the flare from the analysis. We expect stable polar flux ropes to come in and out of view due to stellar rotation, however the stability of the flux ropes could have been lost during the occurrence of a flare (if the flare occurred near the pole). On the other hand, if the flare was not of polar origin then it would add uncertainty in our analysis. This is why we remove the flaring part of the lightcurve for our study. As noted in Ilin et al. (2024), TIC 277539431 was observed with the OM, however the low signal to noise ratio shows no optical modulation, this is why we resort to the data from the Transiting Exoplanet Survey Satellite (TESS) in our study.

TESS observed TIC 277539431 during observing sectors 12, 37, 39, 64 and 65. These sectors span 4 years from mid 2019 to mid 2023. Although TESS was launched by National Aeronautics and Space Administration (NASA) to primarily detect exoplanets around bright stars (Ricker et al., 2015), its photometric cadence of 2 minutes is useful for detecting rotation periods (P_{rot}) of fast rotating stars. The online tool by the Mikulski archive for space telescopes was used to retrieve the TESS lightcurves (LC) for our study. TIC 277539431 was previously reported with a $P_{\text{rot}} = 273.618 \pm 0.007$ min (Ilin, Poppenhaeger, et al., 2021).

3 | RESULTS

3.1 | Photometric modulation

We observe that the modulated signal in the TESS lightcurves previously reported by Ilin, Poppenhaeger, et al. (2021) can also be seen in sectors observed later, i.e. 37, 39, 64 and 65. However, the estimated $P_{\text{rot}} = 273.618 \pm 0.007$ min is a good fit for only sector 12 and 37 (Fig.1). A Lomb-Scargle periodogram (Lomb, 1976; Scargle, 1982) taking into account all sectors give us a peak at $P_{\text{rot}} = 273.593$ min. We use the False Alarm Probability (FAP) to check reliability of this peak. The inbuilt astropy functions (Astropy Collaboration et al., 2022) for the Baluev method (Baluev, 2008) and the Bootstrap method both give us a FAP of $\leq 10^{-10}$. We found that this slightly different period is a better match for all the observed TESS sectors up to and including sector 65 (As seen in Fig.1).

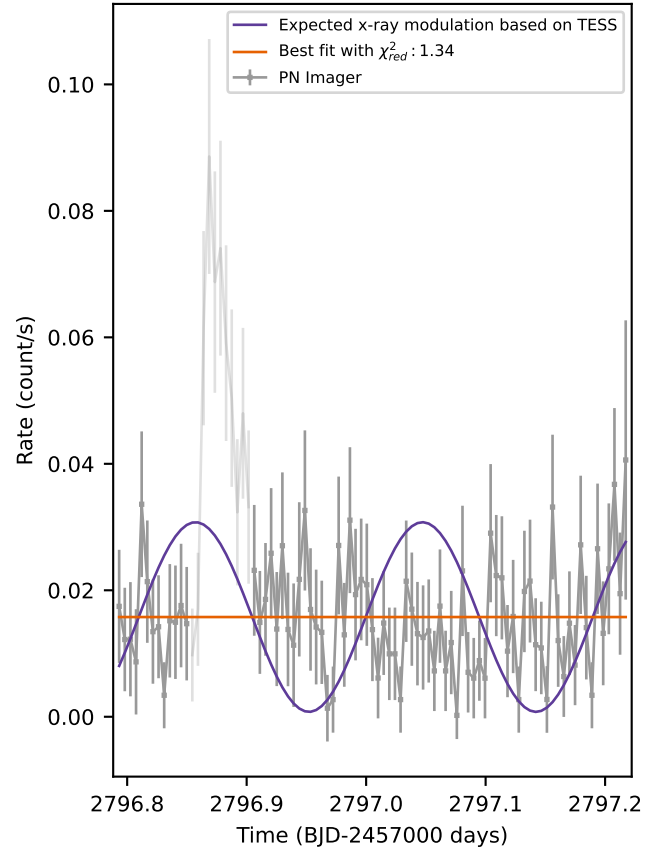


FIGURE 2 X-ray lightcurve data from the PN detector. Light gray area represents the removed flare. Purple curve is representative of the modulating signal we expect in X-ray based on the period estimated from TESS (180° phase shift). Orange curve represents the best χ^2_{red} fit, i.e a straight line.

The amplitude of the modelled LC was calculated using the averaged standard deviations σ of individual sectors. Note that the amplitude of the TESS signal is not relevant for our study. It has been calculated only to visually compare the P_{rot} estimated in this study with respect to that reported previously.

3.2 | Searching for rotational X-ray modulation

We modelled the X-ray lightcurve with a grid of sinusoidally modulated emission using different amplitudes and phase shifts with respect to the observed photospheric modulation seen in TESS. Our model is based on the standard wave equation (Eq. 1). Here, $f_{\text{model}}(t)$ is the modelled flux dependent on time t , P_{rot} is the rotation period obtained in Sec. 3.1 and μ is the average observed flux obtained from the X-ray lightcurve excluding the flare. The two free parameters are amplitude A and phase ϕ .

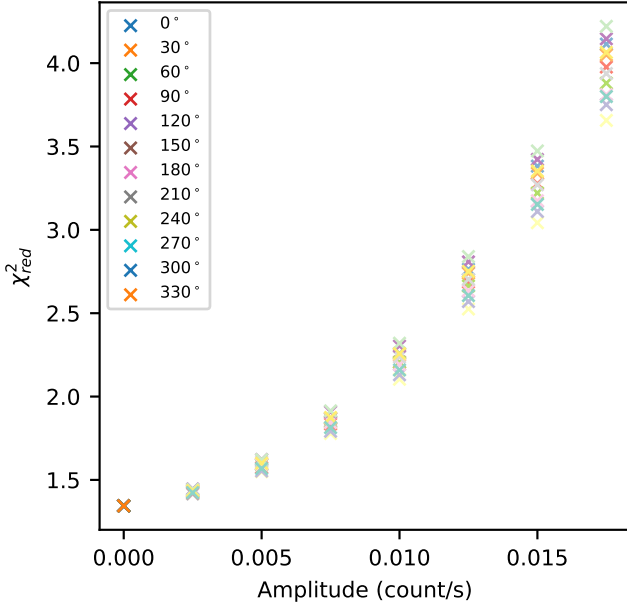


FIGURE 3 Reduced chi-square fit (χ^2_{red}) of the X-ray observation to the modelled grid of varying fluxes. The lower the χ^2_{red} value, the better the fit. The best fit ($\chi^2_{\text{red}} = 1.34$) corresponds to a wave with zero amplitude, i.e a straight line.

$$f_{\text{model}}(t) = A \sin\left(\frac{2\pi t}{P_{\text{rot}}} + \phi\right) + \mu \quad (1)$$

The wave models are generated by varying the free parameters. A range of amplitudes from 0 count/s (flat line) to 0.0175 count/s with a step size of 0.0025 count/s and phases from 0° to 330° with step size of 30° are probed.

To find the best fit, we employ the reduced χ^2_{red} test. The degree of freedom is the number of observations (90 bins) subtracted by the number of fitting parameters. In our case, we have 2 fitting parameters, that is A and ϕ . However, for the case of $A = 0.0$ count/s (straight line), we have zero fitting parameters.

The best fit is when χ^2_{red} is minimised to ≈ 1 . Figure 3 shows the best fit to our data is $\chi^2_{\text{red}} = 1.34$. This corresponds to the model of a straight line. Normally $\chi^2_{\text{red}} \geq 1$ indicates an under-fit, however, from the grid of simulated wave models, this was found to be the best fit to our dataset. In Figure 2 we plot the PN lightcurve along with the expected X-ray modulation we would get if the TESS modelled lightcurve was phase shifted by 180°. We also plot the best fit to our data.

4 | DISCUSSION

Observations of the Sun show that sun spots appear darker on the photosphere. Sun spots are sources of magnetic flux

ropes which appear bright in X-ray and UV due to the energy it dissipates into the chromosphere and the corona. Therefore, a detectable X-ray modulation would be at anti-correlation to the photometric modulation. This is expected to be a phase (ϕ) shift of 180°. However, the best χ^2_{red} fit was found to be a straight line. In this section we look at the possible scenarios for this result.

Faint source: M7 dwarfs, although persistently magnetically active for Gigayears, tend to be relatively dim in X-rays due to their small surface area. Therefore, our coverage of only P_{rot} may have been too short to detect a recurring modulation at the present noise level in the data.

No stable coronal loop during observation: Coronal loops are a transient phenomenon, their appearance and disappearance for stars cannot be predicted. During our observation, there may have been no high latitude Coronal loops. There is also the possibility that any existing stable loop was disrupted during the flaring event at the time of observation.

Modulated signal is weak.: M dwarfs are known to host massive coronal loops, sometimes much bigger than their stellar radius (Mitra-Kraev, Harra, Williams, & Kraev, 2005). Assuming there was a massive coronal loop at a high latitude, a partial occultation of this coronal flux rope due to stellar rotation could reduce the X-ray luminosity minimally. This small change in signal could be washed out by the intrinsic variability of the quiescent Corona. A weak modulated signal with an amplitude of 0.018 ct/s or less could be masked in the signal due to the RMS fluctuation of the data. It should be noted that the flare (Greyed out in Fig 2) was previously reported to have a loop length between 0.02 - 0.13 R_* (Ilin et al., 2024). However, it is unclear at which latitude this particular flare originates from.

Other activity sources during the same time: TIC 277539431, due to its fast rotation, lies deep in the coronal saturated regime (Wright et al., 2018). This indicates that the corona is saturated with coronal activity, therefore the variability of the corona in the other parts of the star could be stronger than the modulation we expect to see for an occulted coronal loop.

The scenarios mentioned above could be the reason for a non-detection. Given the dataset however, the effect of the individual scenarios cannot be distinguished.

5 | CONCLUSION

TIC 277539431 was observed in optical (TESS) and X-ray (XMM-Newton) wavelengths. Our goal was to test observational feasibility for modulation on the X-ray signal caused due to partial occultation of high latitude coronal loops. Due to the newly available TESS data, we could constrain the rotation

period of the star to be $P_{\text{rot}} = 273.593$ min for TESS sectors 12, 37, 39, 64 and 65. However, no evidence of rotational modulation of the stellar X-ray emission could be found, indicating a similar X-ray brightness across stellar longitudes at the time of observation.

Future space missions such as the European Space Agency's *NewAthena* promises to increase the collecting area by an order of magnitude when compared to the XMM-Newton (Cruise et al., 2025). After its launch, *NewAthena* could enable studies of X-ray modulation for later type stars.

ACKNOWLEDGMENTS

The authors wish to thank the anonymous referee for their useful suggestions and comments. The authors thank Dr. Nikola Ilić and Dr. Julián Alvarado-Gómez for their discussion that helped enriched this paper. This work was funded by **DLR** under funding number *50 OR 2209*. This work made use of Astropy:¹ a community-developed core Python package and an ecosystem of tools and resources for astronomy (Astropy Collaboration et al., 2022, 2018, 2013).

How cite this article: D. Dsouza, K. Poppenhäger, and E. Ilin (2024), Searching for rotational X-ray modulation on TIC 277539431, *xxxx:xx-xx*.

REFERENCES

Astropy Collaboration, Price-Whelan, A. M., Lim, P. L. et al. (2022, August), *ApJ*, 935(2), 167. doi:

Astropy Collaboration, Price-Whelan, A. M., Sipőcz, B. M. et al. (2018, September), *AJ*, 156(3), 123. doi:

Astropy Collaboration, Robitaille, T. P., Tollerud, E. J. et al. (2013, October), *A&A*, 558, A33. doi:

Bailer-Jones, C. A. L., Rybizki, J., Fouesneau, M., Mantelet, G., & Andrae, R. (2018, August), *AJ*, 156(2), 58. doi:

Baluev, R. V. (2008, April), *MNRAS*, 385(3), 1279-1285. doi:

Benz, A. O., & Güdel, M. (2010, September), *ARA&A*, 48, 241-287. doi:

Bochanski, J. J., Hawley, S. L., Covey, K. R., West, A. A., Reid, I. N., Golimowski, D. A., & Ivezić, Ž. (2010, June), *AJ*, 139(6), 2679-2699. doi:

Chabrier, G., & Küker, M. (2006, February), *A&A*, 446(3), 1027-1037. doi:

Charbonneau, P. (2014, August), *ARA&A*, 52, 251-290. doi:

Cruise, M., Guainazzi, M., Aird, J. et al. (2025, January), *Nature Astronomy*, 9, 36-44. doi:

Duvall, J., T. L., Dziembowski, W. A., Goode, P. R., Gough, D. O., Harvey, J. W., & Leibacher, J. W. (1984, July), *Nature*, 310(5972), 22-25. doi:

Güdel, M. (2004, September), *A&A Rev.*, 12(2-3), 71-237. doi:

Guedel, M., Schmitt, J. H. M. M., Benz, A. O., & Elias, N. M., II. (1995, September), *A&A*, 301, 201.

Hazra, G., Karak, B. B., & Choudhuri, A. R. (2014, February), *ApJ*, 782(2), 93. doi:

Howe, R., Christensen-Dalsgaard, J., Hill, F. et al. (2000, March), *Science*, 287(5462), 2456-2460. doi:

Ilin, E., Poppenhaeger, K., Schmidt, S. J. et al. (2021, October), *MNRAS*, 507(2), 1723-1745. doi:

Ilin, E., Poppenhäger, K., Stelzer, B., & Dsouza, D. (2024, July), *A&A*, 687, A138. doi:

Ilin, E., Schmidt, S. J., Poppenhäger, K., Davenport, J. R. A., Kristiansen, M. H., & Omohundro, M. (2021, January), *A&A*, 645, A42. doi:

Jansen, F., Lumb, D., Altieri, B. et al. (2001, January), *A&A*, 365, L1-L6. doi:

Kochukhov, O. (2021, December), *A&A Rev.*, 29(1), 1. doi:

Lomb, N. R. (1976, February), *Ap&SS*, 39(2), 447-462. doi:

Magauffa, E., Stelzer, B., Raetz, S., Klutsch, A., Salvato, M., & Wolf, J. (2022, May), *A&A*, 661, A29. doi:

Marino, A., Micela, G., Peres, G., & Sciortino, S. (2003, August), *A&A*, 407, L63-L66. doi:

Mitra-Kraev, U., Harra, L. K., Williams, D. R., & Kraev, E. (2005, June), *A&A*, 436(3), 1041-1047. doi:

Newton, E. R., Irwin, J., Charbonneau, D., Berlind, P., Calkins, M. L., & Mink, J. (2017, January), *ApJ*, 834(1), 85. doi:

Pass, E. K., Charbonneau, D., Irwin, J. M., & Winters, J. G. (2022, September), *ApJ*, 936(2), 109. doi:

Pecaut, M. J., & Mamajek, E. E. (2013, September), *ApJS*, 208(1), 9. doi:

Pipin, V. V., & Yokoi, N. (2018, May), *ApJ*, 859(1), 18. doi:

Reiners, A., & Basri, G. (2008, September), *ApJ*, 684(2), 1390-1403. doi:

Ricker, G. R., Winn, J. N., Vanderspek, R. et al. (2015, January), *Journal of Astronomical Telescopes, Instruments, and Systems*, 1, 014003. doi:

Scargle, J. D. (1982, December), *ApJ*, 263, 835-853. doi:

Stix, M. (1976, March), *A&A*, 47(2), 243-254.

Strüder, L., Briel, U., Dennerl, K. et al. (2001, January), *A&A*, 365, L18-L26. doi:

Trifonov, T., Kürster, M., Zechmeister, M. et al. (2018, February), *A&A*, 609, A117. doi:

Turner, M. J. L., Abbey, A., Arnaud, M. et al. (2001, January), *A&A*, 365, L27-L35. doi:

Winters, J. G., Henry, T. J., Jao, W.-C. et al. (2019, June), *AJ*, 157(6), 216. doi:

Wright, N. J., Newton, E. R., Williams, P. K. G., Drake, J. J., & Yadav, R. K. (2018, September), *MNRAS*, 479(2), 2351-2360. doi:

Yadav, R. K., Christensen, U. R., Morin, J., Gastine, T., Reiners, A., Poppenhaeger, K., & Wolk, S. J. (2015, November), *ApJ*, 813(2), L31. doi:

Yadav, R. K., Christensen, U. R., Wolk, S. J., & Poppenhaeger, K. (2016, December), *ApJ*, 833(2), L28. doi:

How cite this article: D. Dsouza, K. Poppenhäger, and E. Ilin (2024), Searching for rotational X-ray modulation on TIC 277539431, *xxxx:xx-xx*.

¹<http://www.astropy.org>