

Would a Large Language Model Pay Extra for a View? Inferring Willingness to Pay from Subjective Choices

Manon Reusens^{a,*}, Sofie Goethals^a, Toon Calders^b, David Martens^a

^a*Department of Engineering Management, University of Antwerp,*

^b*Department of Computer Science, University of Antwerp,*

Abstract

As Large Language Models (LLMs) are increasingly deployed in applications such as travel assistance and purchasing support, they are often required to make subjective choices on behalf of users in settings where no objectively correct answer exists. We study LLM decision-making in a travel-assistant context by presenting models with choice dilemmas and analyzing their responses using multinomial logit models to derive implied willingness to pay (WTP) estimates. These WTP values are subsequently compared to human benchmark values from the economics literature. In addition to a baseline setting, we examine how model behavior changes under more realistic conditions, including the provision of information about users' past choices and persona-based prompting. Our results show that while meaningful WTP values can be derived for larger LLMs, they also display systematic deviations at the attribute level. Additionally, they tend to overestimate human WTP overall, particularly when expensive options or business-oriented personas are introduced. Conditioning models on prior preferences for cheaper options yields valuations that are closer to human benchmarks. Overall, our findings highlight both the potential and the limitations of using LLMs for subjective decision support and underscore the importance of careful model selection, prompt design, and user representation when deploying such systems in practice.

*Corresponding author

Email addresses: `manon.reusens@uantwerpen.be` (Manon Reusens),
`sofie.goethals@uantwerpen.be` (Sofie Goethals), `toon.calders@uantwerpen.be`
 (Toon Calders), `david.martens@uantwerpen.be` (David Martens)

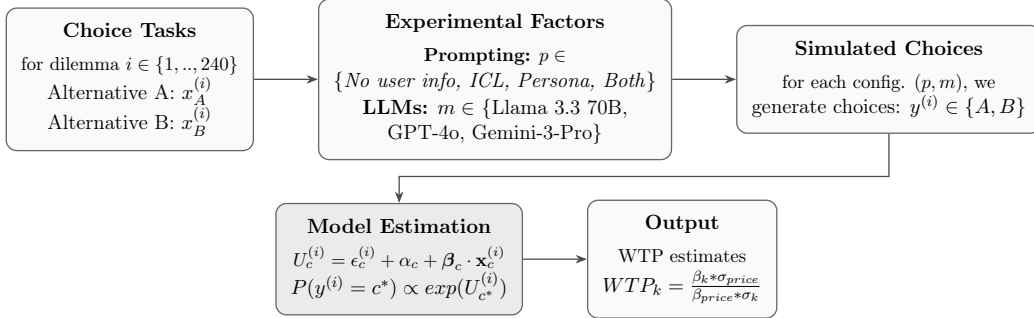


Figure 1: Methodology for LLM-based discrete choice simulation and WTP estimation.

1. Introduction

Agentic artificial intelligence (Agentic AI) seeks to develop systems that can make autonomous decisions and act within an environment to achieve defined goals [1]. Recent advances in large language models (LLMs) have made such autonomy increasingly feasible, enabling pipelines in which models operate independently with minimal human intervention. These systems already power applications ranging from agentic paper reviewers [2] to agentic commerce protocols [3] and personalized travel agents [4]. While such tools promise substantial gains in efficiency, they also require individuals to cede decision-making authority to algorithms that are supposed to reflect their preferences.

LLMs are therefore required to make subjective choices in situations where there may be no clear right or wrong answer, such as recommending one city over another as a travel destination. This raises the question of whether current models are ready to support such subjective decision-making. In particular, it remains unclear to what extent these models exhibit robust decision boundaries and whether their outputs are in line with human preferences.

As shown by Cedro et al.[5], LLMs can display decision boundaries when asked to assign monetary values to different forms of discomfort, such as walking a certain distance or waiting for a given amount of time. This work provides important evidence that such boundaries can emerge in controlled valuation tasks. However, in many real-world applications, LLMs are implicitly making comparative or recommendation-based decisions rather than explicitly quantifying trade-offs in monetary terms. Additionally, the question remains whether LLM decision boundaries align with human decision

boundaries.

This distinction in experimental set-up is particularly relevant given the growing body of literature highlighting the sensitivity of LLMs to prompt formulations and the corresponding calls for evaluation in realistic, application-specific settings [6, 7, 8]. Against this background, we investigate whether LLMs can be used reliably in a travel-agent setting, where they are required to make subjective recommendations on behalf of users.

In research on human preferences and subjective decision-making, underlying preferences are commonly inferred by presenting individuals with dilemmas and observing how they resolve trade-offs. As LLMs are increasingly deployed in agentic settings, they are similarly required to navigate such trade-offs, making these frameworks relevant for the evaluation of model behavior. In economics, a widely used approach to uncover latent preferences is the estimation of willingness to pay (WTP), which expresses how different options are valued in monetary terms, e.g., [9]. We draw on this perspective for LLMs: by eliciting and analyzing their implied WTP, we obtain structured and interpretable insights into their decision tendencies within subjective choice settings.

Figure 1 provides an overview of the pipeline used in this study. We begin by specifying a set of choice tasks or dilemmas in the context of hotel room selection. Every choice task includes two alternatives described by multiple attributes, such as view, floor, and price. We then define several experimental factors, including the prompt formulation and the LLM employed. For each prompt–LLM combination, we collect simulated choices across the different dilemmas. These choices are subsequently used to estimate a multinomial logit model, from whose coefficients we derive WTP values. We compare these estimates to human benchmark values to gain insights into the decision-making process of LLMs. Our study contributes to the existing literature in several ways:

- We introduce an economic methodology for evaluating LLM preferences by eliciting and analyzing their implied WTP, a perspective that, to the best of our knowledge, did not yet receive attention in prior work on LLM decision-making.
- We empirically examine how different types and amounts of user-related information influence LLM decision behavior, and show how prompt configurations affect the human-likeness of dilemma resolution.

- We discuss the implications of our findings for the deployment of LLMs as agentic decision-support systems, particularly in settings where models act on behalf of users in subjective choice contexts.
- We release our full codebase and experimental setup as open-source to support reproducibility and facilitate future research.¹

2. Related Work

2.1. Human preference studies

In the behavioral economics and psychology literature, extensive work has focused on understanding and modeling human preferences. These preferences span a wide range of domains, including time preferences [10, 11, 12], willingness to pay [9, 13, 14], and social dilemmas [15, 16]. Importantly, preferences are highly heterogeneous rather than universal, with systematic differences documented across demographic dimensions such as countries [11] or genders [12]. Furthermore, preferences might shift over time [17].

Human preferences are typically not directly observable and are therefore inferred using structured elicitation methodologies. In behavioral economics, preferences are commonly modeled through individual-level utility functions [16, 9]. These utility functions are estimated by presenting individuals with a series of decision problems or dilemmas in which they must resolve trade-offs between competing options [9, 11]. In time preference studies, this will be a "wait-or-not" dilemma [11]. The resulting responses are then analyzed using econometric or statistical models to identify the factors shaping observed preferences [11, 13, 9]. Finally, insights in human preferences can also be gathered using Machine Learning (ML) approaches, such as Multi-view Latent Dirichlet Allocation, on textual data such as customer reviews [18].

2.2. LLM preference studies

A growing body of work investigates how well LLMs can simulate human preferences and decision-making behavior. Several benchmark frameworks evaluate LLMs on single-shot decision tasks, often abstracted from real-world context. For example, MoralBench [19] and the Decision-Making Behavior

¹https://github.com/manon-reusens/WTP_LLMs

Evaluation Framework [20] assess model responses to ethical dilemmas, risk preferences, loss aversion and related constructs.

Other empirical comparisons include Foli and Singh [21], who compare human and LLM preferences regarding intertemporal choices, and find that LLMs demonstrate less patience than humans, and Liu et al. [22], who find that LLMs make more consistent choices in gambling-style tasks. Seror [23] shows that LLMs can provide moral behavior consistent with approximately stable moral preferences, acting as if guided by an underlying utility function. Regarding budgetary decisions, Chen et al. [24] demonstrate that ChatGPT produces more coherent budgetary decisions than human subjects across multiple domains, while Cedro et al. [5] document irregularities in LLM decision boundaries when they choose between monetary and comfort-related outcomes.

Recent work has also studied how we can steer the behavior of LLMs to better align with human decision-making. Feng et al. [25] study the extent to which LLM choices reflect human-like patterns and demonstrate that alignment can be improved through targeted interventions. These include *instruction-based prompting*, where models receive more explicit decision guidelines, and *imitation-based approaches*, where partial human decision histories are provided as in-context examples. Related studies further show that persona prompting [26, 27], in-context learning [28], and preference conditioning [29] can substantially influence expressed preferences.

3. Methodology

For our methodology, we base ourselves on the paper from Masiero et al. [9] that focuses on determining guests’ willingness to pay for hotel room attributes with a discrete choice model. In the following sections, we cover the dilemma generation, prompt generation, model selection, and data modeling methods used in our paper.

3.1. Dilemma generation

To start our dilemma generation, we use the different attributes for different hotel rooms as determined by Masiero et al. [9]. These are summarized in Table 1. The different characteristics were determined in a preference study specifically for a medium-sized hotel in Hong Kong and determined together with the hotel managers. Access to the hotel club includes extra services such as breakfast and evening cocktails served in the panoramic restaurant.

Attribute	Values
View	City (0); Harbour (1)
Floor	10th (10); 18th (18); 26th (26)
Access to hotel club	Does not have (0); Has (1)
Free mini bar	Soft drinks, snacks (0) ; Soft drinks, snacks, wine & beer (1)
Guest smartphone	Not available (0) ; Available (with free voice + data) (1)
Cancellation	Non-refundable (0); Refundable (up to 24 h. prior) (1)
Price per night	HK\$ 1600 ; HK\$ 2000; HK\$ 2400; HK\$ 2800 ; HK\$ 3200

Table 1: Overview of the hotel criteria used to make the dilemmas, as used by Masiero et al. [9]

The price per night is the only undesirable attribute and will be used in the calculation of the WTP values for the other attributes. Based on these hotel room characteristics, we generate all 480 possible alternatives from the variables shown in Table 1. Next, random combinations of these 480 alternatives are made where every option occurs only once to gather 240 dilemmas.

3.2. Prompt generation

The prompt generation is based on the original preference study from Masiero et al. [9], the prompt template used in Cedro et al. [5], and on principles from in-context learning and persona prompting.

The prompts use the following template.

Prompt Template

You are an assistant to a user. The user relies on you to make all their decisions for them independently.
The user has to decide between two scenarios.
user information
If Scenario A is chosen, *description alternative A*. If Scenario B is chosen, *description alternative B*.
You ****must**** decide for the user between both scenarios.

Only answer with A or B, do not add anything else.

Description alternative A and *description alternative B* are the two options from the randomly generated dilemmas, as generated in section 3.1. These alternatives are formatted as follows:

Alternative Prompt Template

The user books the hotel room on the *floor* floor with a view on the *view*.
The user *club_access* access to the hotel club, which includes extra services such as breakfast and evening cocktails served in the panoramic restaurant.
The free mini bar includes *free_mini_bar* and a smartphone is *guest_smartphone*
The booking is *cancellation* and the room costs *price_per_night* per night.

The prompt template may include prior information about the user’s preferences (*user information*). To systematically study how such information influences model behavior, we adopt four main strategies based on the process-oriented evaluation framework proposed by Feng et al. [25]. Following their first approach of intrinsicality, where the LLMs operate without any further intervention, we let the LLM make a decision without access to any user-specific information. This condition serves as a baseline scenario, against which we can compare the effects of providing additional information. Secondly, imitation, where we provide in-context learning examples to the LLMs, onto which the models have to base itself to continue the behavior. Next, we use an instruction-based prompting approach, where we adhere to persona prompting, developing a specific persona for the user. Finally, we extend their framework by looking at the effects of combining in-context learning examples with persona prompting. In the following sections, we describe in more detail how user preferences are simulated through in-context learning and persona prompting.

3.2.1. In-context learning

In-context learning is a prompting technique in which a model is provided with several examples and is expected to learn by analogy by inferring

the underlying patterns in the examples and using them to make the right predictions [30]. Although this approach does not involve updating the LLM’s weights, it has been shown to work well across a range of applications [30, 31]. Prior work has demonstrated that model performance generally improves when context is provided. In real-life implementations of travel agents, the model may receive information about a user’s past stays. We hypothesize that adding this information will help the model to make more robust decisions for a particular user.

Concretely, we experimented with the following ICL settings. In each experiment, only one of these settings was provided as user information:

- One randomly generated example where the choice was either the cheaper or the more expensive alternative.
- One manually constructed example in which the two alternatives were maximally diverse in their attributes, and the chosen option was either the cheaper or the more expensive alternative.
- Three randomly generated examples in which the chosen option was consistently the cheaper alternative, consistently the more expensive alternative, or a mix of both.

As shown, on top of the randomly generated setting of one example being added, we also include a more controlled baseline approach with the custom-made example.

3.2.2. *Persona prompting*

Personas are currently widely used in the Natural Language Processing (NLP) literature [26, 8]. They can be assigned to the LLM to urge it to answer from a different viewpoint or it can be assigned to a user for whom the LLM has to make a recommendation. This last setting is how we use the persona in our paper. More specifically, we provide some background information on the user, by creating a user profile. Although this might lead to some stereotypes, and assumptions from the model, it also helps a more personalized set-up.

Our added personas are inspired by the different models from Masiero et al. [9]. They distinguish between business people and people who are there for leisure. Thus, we define two personas: a business person and a student who is traveling around the world. More specifically, the personas we added are the following:

- The user is staying in the hotel because of a business trip. The company is fully paying for everything and wants the user’s stay to be as comfortable as possible.
- The user is staying in the hotel because of leisure. The user is a student that wants to travel around the world as budget-friendly as possible.

3.2.3. *In-context learning and persona prompting combination*

In this final realistic setting, we combine both our persona prompts and the in-context learning approach where we add three randomly generated examples. As every persona should stay true to their character we include two combinations: the business user who always chose the most expensive option in the previous three dilemmas and the student who always chose the cheapest option in the previous three dilemmas.

3.3. *Model selection*

For our experiments, we select several different LLMs. More specifically, we use Llama 3.3 70B, GPT-4o, Gemini-3-Pro. We do not use models from the GPT-5 family as they do not support the temperature setting of 0. The checkpoints used per model are added in Table 2. All experiments are conducted at a temperature of 0 to obtain deterministic responses.

We additionally experimented with Llama 3.2 3B, Llama 3.1 8B, Qwen 2.5 7B, and Haiku. Across the different experiments conducted with these smaller models, we identified three recurring issues. First, the corresponding multinomial logit models yielded very low *pseudo-R*² values, indicating poor explanatory power. Second, we observed a pronounced order bias, where models consistently select the first option irrespective of its attributes. Third, illogical estimated WTP values were obtained with price being assigned a positive coefficient, implying a preference for higher prices.

Given these limitations, reporting results for these models would not be informative. We therefore restrict our analysis to models for which WTP estimation is both feasible and economically interpretable across the core set of scenarios.

3.4. *Data modeling method*

Economic models of discrete individual choice are derived from consumer behavior theory. It is assumed that individuals aim to maximize their utility

Name	Checkpoint
Llama 3.3 70B	meta-llama/Llama-3.3-70B-Instruct
GPT-4o	gpt-4o-2024-08-06
Gemini-3-Pro	gemini-3-pro-preview (last update November)

Table 2: Checkpoints of the models used in our experiments.

function while being constraint to a certain budget [32]. For each task $i \in \{1, \dots, 240\}$ and alternative $c \in \{A, B\}$, the utility is

$$U_c^{(i)} = \epsilon_c^{(i)} + \alpha_c + \beta_c \cdot \mathbf{x}_c^{(i)} \quad (1)$$

Different probabilistic choice models can approximate the random utility model, such as mixed logit or multinomial logit models. A mixed logit model is typically used when heterogeneity is assumed amongst individuals’ choices. In our setting, however, all responses originate from one specific LLM, and each sample is drawn from that same underlying distribution. Given that we are not modeling a population of heterogeneous agents, no meaningful variation in preferences is shown across observations. Therefore, instead of using the mixed logit model, we use a multinomial logit model to gather insights into LLM behavior, and more specifically into model preferences when deployed in an agentic setting making choices within dilemmas [32, 9]. Additionally, given the high difference in scales amongst the different variables, we first standardize the different features before fitting the multinomial logit.

The full model is as follows:

$$P(y^{(i)} = c^*) = \frac{\exp(U_{c^*}^{(i)})}{\sum_{c \in \{A, B\}} \exp(U_c^{(i)})}. \quad (2)$$

Here, $c^* \in \{A, B\}$ denotes the specific alternative for which the choice probability is evaluated (i.e., the candidate alternative), while c in the denominator is a dummy index ranging over all alternatives. We fit the model using the `xlogit` package in Python [33], maximizing the log-likelihood based on the multinomial logit choice probabilities defined above, using the BFGS optimizer. We include all attributes (k) introduced in Section 3.1 and all responses generated by the model for that specific prompt. As our main goal is to explain the model’s reasoning, rather than making a predictive model,

we do not use a train-test split [34]. Note, moreover, that we assume the answers of the LLM to have errors that are independent from each other and are normally distributed. This is a critical but reasonable assumption, given that we are providing the LLM with 240 unique dilemmas, the randomness in the answers originates from inherent randomness in the utility function of the LLMs. This assumption would be violated if there is order bias present in the model, when the model is always or more likely to choose the first option. Additionally, Appendix A provides additional robustness checks, where we switch the order of the statements in the dilemmas and assess the effect on the fitted multinomial logit models. As an additional robustness check, we verify the effect of the used currency.

Using the coefficients of the estimated multinomial logit model, we calculate the WTP of the model for a certain feature, similarly as done by Masiero et al. [9]. More specifically, the WTP for an attribute k is obtained from the estimated coefficients of the multinomial logit model. Because the attributes were standardized prior to estimation, the coefficients are rescaled using the corresponding standard deviations, yielding WTP values that are interpretable in monetary units (HKD) [35].

$$WTP_k = \frac{\beta_k \cdot \sigma_{price}}{\beta_{price} \cdot \sigma_k} \quad (3)$$

Furthermore, we also report the model’s explanatory power by providing the *pseudo- R^2* together with the individual coefficients and statistical significance. We calculate the *pseudo- R^2* score following McFadden’s approach:

$$pseudo-R^2 = 1 - \frac{LL_{model}}{LL_{null}} \quad (4)$$

With the LL_{model} the log-likelihood of the estimated model and LL_{null} the log-likelihood score of the intercept-only model [36].

4. Results

In the next sections, we provide an overview of the results of our experiments. We distinguish two main parts: model preferences without user information and a more realistic setting, including in-context learning, persona prompting, and a combination of in-context learning with persona prompting.

	Llama 3.3 70B	GPT-4o	Gemini-3-Pro
constant (alternative B)	-1.98	0.12	-0.65
view	0.53	0.32	2.18
floor	0.11	0.38	2.08
access club	1.94	3.72	6.52
free mini bar	<i>0.34</i>	0.84	0.62
guest smartphone	1.33	1.04	<i>1.09</i>
cancellation	1.68	1.96	3.42
price per night	-1.17	-3.12	-10.24
$pseudo-R^2_{avg2runs}$	0.63	0.80	0.90

Table 3: Overview of the coefficients estimated by the multinomial logit models for each of the models when no information about the user is given. The significant coefficients on 0.01 are indicated in bold and on 0.05 in italics. The reported R^2 values are those averaged over two runs, where alternatives are switched.

4.1. Model preferences without user information

We start with the scenario where no additional information is given about the user. We fit the multinomial logit models for all variables, and the results are shown in Table 3.

As shown in the table, there is a high variation in the R^2 scores. An R^2 score of 0 means that the fitted model does not provide any additional insights over the null model, which was fitted only including an intercept. We have averaged the R^2 scores over two runs, where we swapped the placing of the alternative, to mitigate order bias. The reported coefficients are those from the first fitted model. In-depth analysis of the second fitted models (where the order of the alternatives is flipped) is shown in Appendix A.

We observe, that for GPT-4o and Gemini 3 pro, more variation is explained with the fitted model. Additionally, when comparing these results to the other smaller models tested, as mentioned in Section 3.3, we see that, in general, bigger models provide better R^2 scores. This can be because the smaller models provide more randomness in their responses, that cannot be explained using these features. Furthermore, it is interesting that not all coefficients are statistically significant. First of all, the alternative specific constant is statistically significant for Llama 3.3 70B on a 99% confidence interval. On the other hand, for GPT-4o and Gemini-3-Pro, the intercepts are not statistically significant on a 95% confidence interval. This means that for Llama 3.3 70B, there is an a priori preference between hypothetical

	Llama 3.3 70B	GPT-4o	Gemini-3-Pro	[9]
view	511.32	115.66	240.81	771
floor	8.29	10.59	17.58	22
access club	1873.66	1348.56	720.77	437
free mini bar	324.63	304.33	68.03	226
guest smartphone	1287.12	376.83	12.28	164
cancellation	1616.34	712.38	377.79	122

Table 4: Overview of the WTP in HK\$ per attribute and model.

options A and B. However, in general, people are also known to be subject to some extent to this bias, called the primacy effect [37]. All models show a logical coherent story with the coefficients for the desirable attributes being positive, and the undesirable attribute (price) being negative. Furthermore, when analyzing the absolute size of the non-monetary variables, we see how access to the club is the most important factor in determining the choice between both options.

The WTP values for the different attributes are reported in Table 4. To facilitate comparison with human decision-making, we include the overall WTP estimates reported in [9] as an additional column.² This allows us to assess the extent to which the models’ responses align with those observed in human participants. The table should be interpreted as follows: a WTP of X for the view attribute indicates that the model is willing to pay HK\$ X more for a room with a harbour view compared to a city view.

When comparing model-derived WTP estimates to human WTP for the view attribute, we observe that LLMs generally underestimate its importance in their final choices, with Llama 3.3 70B producing the closest estimate. A similar pattern emerges for the floor attribute: LLMs assign a lower WTP than human respondents. While humans value each additional floor at approximately HK\$22, all models fall substantially below this level, with Gemini-3-Pro providing the most human-like value.

In contrast, club access is consistently overvalued by all LLMs. Relative to the human WTP, the estimated values are approximately twice as

²As we will mention in Section 5, we have also compared the inflation-adjusted WTP scores, resulting into similar findings.

large for Gemini-3-Pro, three times larger for GPT-4o, and four times larger for Llama 70B. Although Gemini-3-Pro remains the closest to the human benchmark, its estimate still deviates considerably. Note however, that the description of this feature is the relatively long and detailed in the prompt, which may have amplified its perceived importance. We have empirically verified this hypothesis by only including 'the user has access to the hotel club' and leave out the rest of the text namely 'which includes extra services such as breakfast and evening cocktails served in the panoramic restaurant.' These new prompts resulted into a WTP value for Llama 3.3 70B for club access of only 863.88 HK\$, more than half of the WTP value shown in Table 4. This finding highlights a potential vulnerability in LLM-based travel assistants: attributes that are described more extensively may disproportionately influence model decisions, creating opportunities for strategic framing or manipulation. This explanation is also backed by numerous papers mentioning how LLMs are sensitive to prompt formulation [5, 38, 39].

Although Gemini-3-Pro aligns most closely with human WTP for both club access and floor level, it exhibits substantial deviations for the free minibar and guest smartphone attributes, markedly underestimating their importance in determining room WTP. The other models display a behavior similar to human preferences with respect to the free minibar, whereas for the guest smartphone attribute, Llama 3.3 70B substantially overestimates its importance.

Finally, for the cancellation policy attribute, Gemini-3-Pro again produces a WTP estimate most closely aligned with the human value, followed by GPT-4o. Llama 3.3 70B deviates the most, substantially overestimating the importance of this feature relative to the other models.

4.2. *Realistic setting*

Because LLMs are more likely to make decisions based on previously observed user behavior rather than in isolation, we next consider more realistic decision-making scenarios. Moreover, when deployed as travel assistants, such models are expected to account for human preferences and user-specific context. We therefore extend our analysis across three increasingly realistic settings.

First, we examine LLMs' WTP when prior user choices are provided through in-context learning. We consider several configurations: a single randomly selected example and a single manually constructed example both reflecting either a preference for cheaper or more expensive options, and three

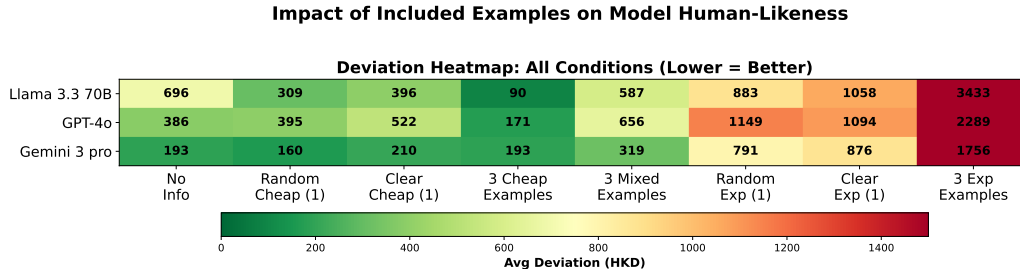


Figure 2: This heatmap shows the average deviation in WTP over the different attributes for the different in-context learning experiments for all models.

randomly generated examples in which the prior choices consistently favored either cheaper or more expensive alternatives or a mix of both. Second, we analyze the effect of persona information, where the model is given background characteristics of the user rather than explicit past choices. Finally, we study the combined impact of in-context learning and persona information.

4.2.1. In-context Learning

To assess how model-derived WTP estimates compare to the human benchmark reported by Masiero et al. [9], we compute the average absolute deviation, in HKD, between human WTP values and those inferred for each model. Figure 2 presents these results across the different experimental settings for the three models. Deviations are calculated at the attribute level and subsequently averaged to provide an overall measure of alignment between human and model WTP estimates.

Figure 2 illustrates how the inclusion of in-context examples affects the extent to which model preferences align with human preferences. Notably, providing three examples favoring cheaper options yields the smallest deviation from human WTP, whereas providing three examples favoring more expensive options results in the largest deviation. This pattern arises because the baseline model WTP already exceeds human WTP; introducing cheaper preferences therefore nudges the model in the baseline direction. In fact, adding only expensive examples consistently shifts model behavior further away from the baseline setting without contextual information. To better understand these patterns, we next examine attribute-level effects.

We focus on the impact of adding three cheap versus three expensive examples, as these settings produce the most pronounced differences. In

particular, variation in the WTP for club access emerges as the primary driver of the observed changes in overall deviation across settings.

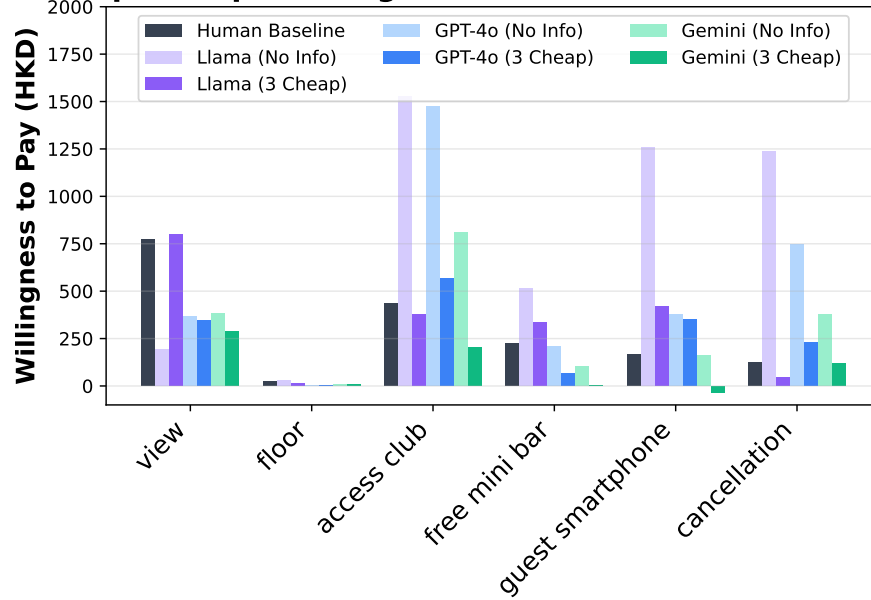
Figure 3 presents the attribute-level WTP estimates under these two conditions. When three cheap examples are provided, Llama 3.3 70B exhibits substantially improved alignment with human WTP across all attributes. For GPT-4o, the effect is more localized, primarily reducing the previously large overvaluation of club access and the cancellation policy. Gemini-3-Pro also overestimates the importance of club access, though to a lesser extent than the other models.

Interestingly, Gemini-3-Pro produces a negative WTP estimate for the guest smartphone attribute, implying that the presence of a smartphone is less desirable than its absence, which is not a plausible interpretation. Similar behavior appears in other experimental conditions involving cheap examples. For instance, when provided with a single clear cheap example, Llama 3.3 70B assigns negative WTP values to higher floor levels and access to a free minibar. Likewise, when a random cheap example is added, Gemini-3-Pro produces negative WTP estimates for both the guest smartphone and cancellation attributes.

When conditioning on three examples favoring more expensive options, all models exhibit a pronounced overestimation of the willingness to pay for access to the club. Relative to the no-information baseline, the estimated WTP for this attribute increases by a factor of 6.4 for Llama 3.3 70B, 8.5 for GPT-4o, and 10.4 for Gemini-3-Pro. Beyond club access, Llama 3.3 70B also shows substantial inflation of WTP across several other attributes, with increases of 25.7, 10.4, 4.5, and 2.5 times the baseline values for view, floor, free minibar, and guest smartphone, respectively.

Figure 4 reports the median absolute deviations per attribute across all models and in-context learning settings. We report medians rather than means to mitigate the influence of extreme outliers, particularly for the club access attribute. Across models, access to the club consistently emerges as the most difficult attribute for which to estimate WTP accurately. One possible explanation is the relatively long and detailed description of this feature in the prompt, which may disproportionately affect model valuation. In addition, GPT-4o and Llama 3.3 70B identify the guest smartphone as the second most challenging attribute, with both models tending to overestimate its importance in hotel choice. In contrast, Gemini-3-Pro appears less influenced by the guest smartphone feature but instead overestimates the WTP associated with cancellation policies.

Cheap Examples Bring Models Closer to Human Baseline



Expensive Examples Bring Models Further to Human Baseline

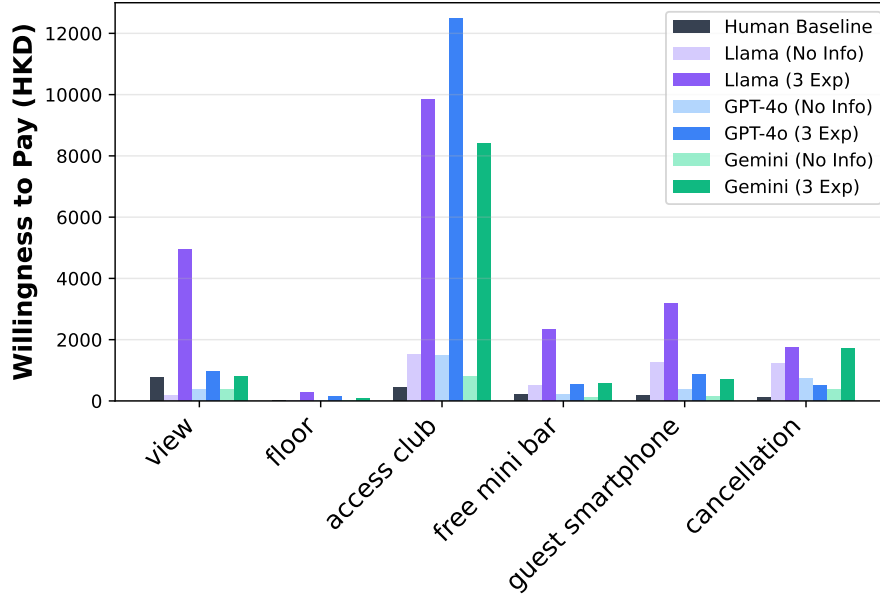


Figure 3: Effect on the WTP values of adding 3 in-context learning examples to the prompts for the different models.

Which Attributes Are Hardest for Models to Value Correctly?

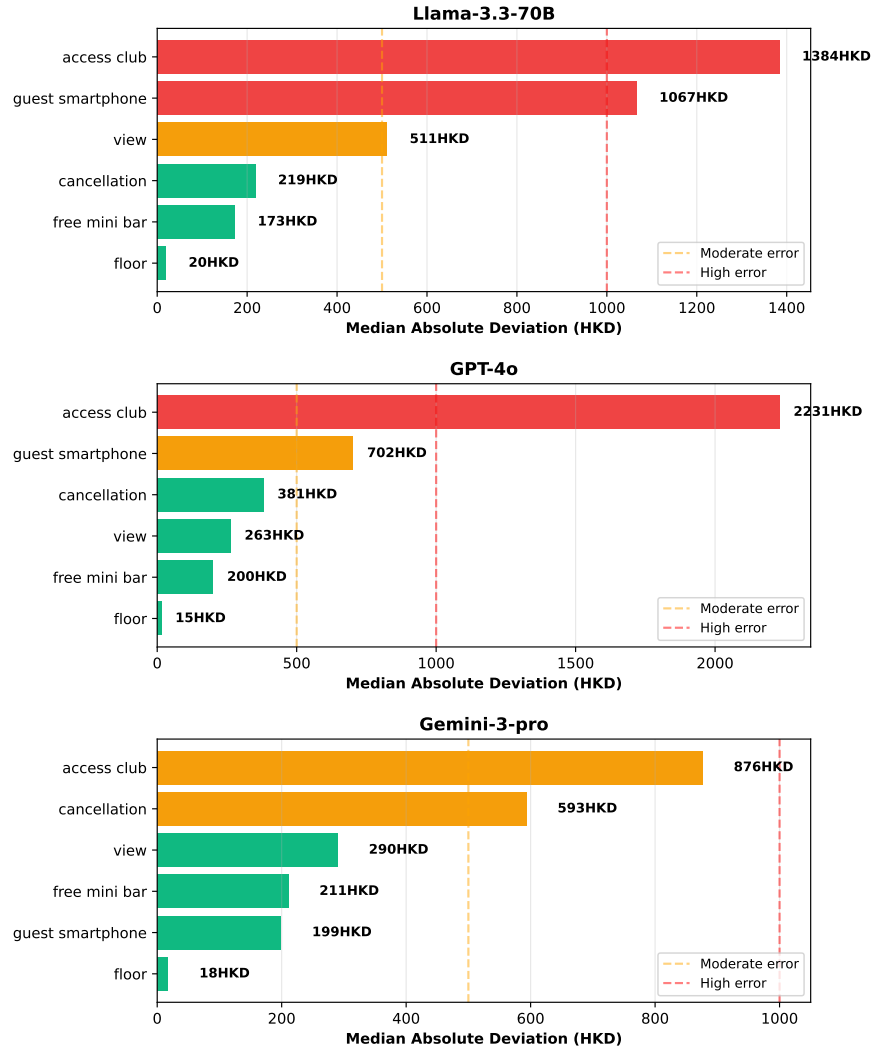


Figure 4: Median absolute deviation compared to human baseline per attribute and model for the different in-context learning experiments

	Llama 3.3 70B	GPT-4o	[9]	[9] leisure
view	-21.84	-19.87	771	726
floor	-7.75	-3.88	22	20
access club	-190.05	160.41	437	411
free mini bar	18.91	72.28	226	213
guest smartphone	236.94	90.23	164	154
cancellation	413.90	370.36	122	115

Table 5: Overview of the WTP for the attributes per model calculated for the student persona.

4.2.2. Persona prompting

When analyzing the results obtained using persona-based prompts, it is not possible to estimate a model for Gemini-3-Pro under the student persona. In this setting, the model’s choices are perfectly predicted by consistently selecting the lowest-priced room. Hence, the multinomial logit model is thus not necessary to estimate, as the only driver in the decision-making is the price. This outcome constitutes a strong result, as it indicates that Gemini-3-Pro adheres very strictly to the provided persona description, which specified that *the user is a student that wants to travel around the world as budget-friendly as possible*.

Interestingly, this issue does not arise for the business persona. In that case, the prompt specifies that *the company is fully paying for everything and wants the user’s stay to be as comfortable as possible*, leading the model to trade off multiple attributes rather than focusing exclusively on price. This is in contrast to the student persona, where Gemini-3-Pro appears to disregard comfort-related features entirely. In real-world decision-making, however, even budget-conscious travelers may prefer additional comfort when price differences are small or when it is for a shorter time period, particularly when features such as flexible cancellation policies could reduce costs in the long run.

To further analyze the effects of persona conditioning, we compare the estimated WTP values of the three models (or two models in the case of the student persona) with the human WTP estimates reported by Masiero et al. [9]. That study provides separate WTP estimates for business and leisure travelers, which we use as benchmarks for the business and student personas, respectively.

	Llama 3.3 70B	GPT-4o	Gemini-3-Pro	[9]	[9] business
view	800.49	303.87	5793.75	771	906
floor	41.29	60.25	371.32	22	26
access club	9745.53	12729.72	14162.23	437	513
free mini bar	1993.20	1002.46	3579.71	226	266
guest smartphone	4603.77	1523.4	2218.55	164	192
cancellation	3603.59	1073.27	1946.37	122	144

Table 6: Overview of the WTP for the attributes per model calculated for the business persona.

Table 5 shows that both models produce negative WTP estimates for several attributes. Such values are difficult to interpret, as they imply a preference for inferior amenities, such as a worse view, a lower floor, or the absence of club access. In both cases, more than 95% of the choice dilemmas are resolved by consistently selecting the lowest-priced option. Nevertheless, unlike the Gemini-3-Pro model, these outcomes do not result in perfect prediction, allowing the models to be estimated. For GPT-4o, the view and floor attributes are not statistically significant at the 99% confidence level. In contrast, for Llama 3.3 70B, the floor and club access attributes are statistically significant at the 95% and 99% confidence levels, respectively, while the view attribute is not significant on a 95% confidence interval.

For attributes with non-negative WTP estimates, Llama 3.3 70B continues to overestimate the importance of the guest smartphone. In addition, both models assign a higher WTP to the cancellation policy than observed in both the overall human benchmark and the leisure traveler estimates reported by Masiero et al. [9].

Table 6 reports the WTP estimates for the business persona. Relative to the no-information baseline, all models exhibit pronounced shifts in their valuations, moving toward substantially higher WTP values. This effect is further illustrated in Figure 5, which highlights the magnitude of these changes across models. Gemini-3-Pro displays the most extreme responses, while GPT-4o also produces notably large coefficients for several attributes. Llama 3.3 70B appears comparatively less affected, although it still shows elevated WTP estimates, primarily driven by the club access attribute.

Interestingly, although club access was generally the most overestimated

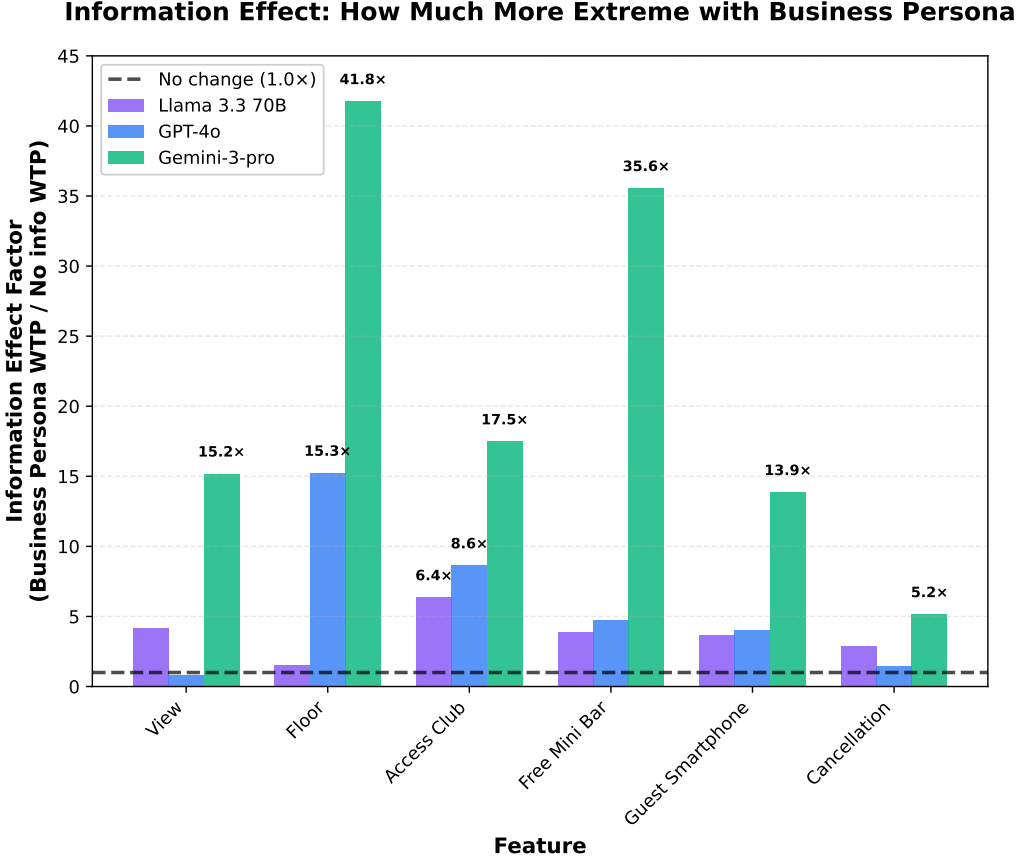


Figure 5: This figure shows the relative increase between the WTP for an attribute when no information was given and when the business persona was assigned.

attribute across the in-context learning experiments, this pattern does not fully carry over to the business persona setting. In particular, for Gemini-3-Pro, the largest increase in WTP relative to the baseline occurs for the floor attribute rather than for club access.

4.2.3. In-context learning and persona prompting combination

Finally, we evaluate model behavior when combining persona information with in-context learning examples. Specifically, for the student persona, we pair the student description with the three cheap examples from the in-context learning setting, while for the business persona, we combine the business description with the three expensive examples.

	Llama 3.3 70B	GPT-4o	[9]	[9] leisure
view	582.41	77.18	771	726
floor	7.08	-1.16	22	20
access club	180.57	243.15	437	411
free mini bar	146.67	-43.38	226	213
guest smartphone	474.85	197.28	164	154
cancellation	164.01	129.35	122	115

Table 7: Overview of the WTP for the attributes per model calculated for the student persona and 3 cheap examples combination.

Given the pronounced effects observed in the previous persona-only setting, we anticipate that adding in-context examples may further amplify these tendencies. As in earlier analyses, it is not possible to estimate a model for Gemini-3-Pro under the student persona due to perfect separation. Table 7 shows that for the student persona and cheap examples combination, this combined conditioning yields comparatively realistic WTP estimates for Llama 3.3 70B. In contrast, GPT-4o now produces very low WTP values and again assigns negative WTP to two attributes, indicating a preference for a lower floor and the absence of a minibar.

For Llama 3.3 70B, however, the inclusion of in-context examples leads to more plausible WTP estimates than when solely conditioning on the student persona. Overall, combining persona information with example-based context results in more realistic WTP estimates for this model than providing persona information in isolation.

We do not report WTP estimates for Gemini-3-Pro under the business persona. In this setting, the estimated price coefficient in the multinomial logit model is positive, implying a preference for higher prices. This results in all negative WTP values, which do not allow meaningful interpretation of the values.

Figure 6 illustrates the effects of combining the business persona with in-context examples on the estimated WTP values. For Llama 3.3 70B, we observe clear increases in WTP for the view, floor, and club access attributes. For GPT-4o, the largest increase occurs for the floor attribute. Overall, the addition of in-context examples to the persona conditioning tends to push WTP estimates toward more extreme values. Although some attributes

Information Effect: How Much More Extreme with Business Persona (and additional examples)

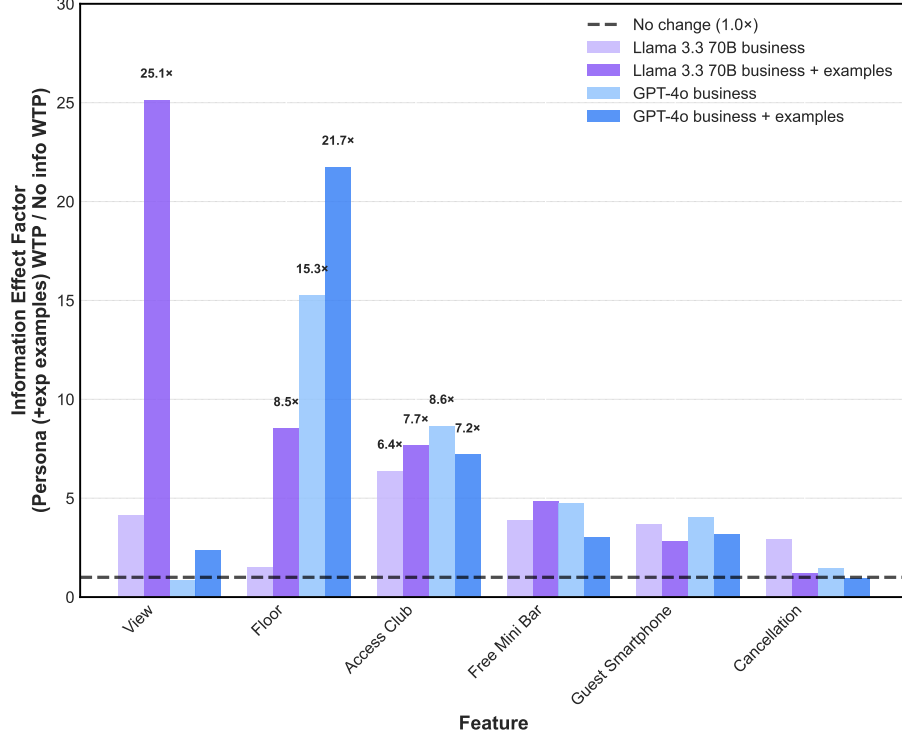


Figure 6: Increase in WTP compared to the no info added situation for the business persona and business persona with expensive examples to derive the effect of adding the examples.

exhibit slight decreases, these changes are relatively small compared to the pronounced increases observed for other features.

Taken together, adding examples generally amplifies extreme valuation behavior for the business persona. Notably, this pattern contrasts with the results observed for the student persona when paired with cheap examples, where the inclusion of examples led to more moderate and realistic WTP estimates.

5. Discussion

In the next sections, we discuss the overall findings from our experiments and provide insights into the practical implications of our findings.

5.1. Overall Findings

Before turning to the effects of including user-related information, our results already demonstrate the value of embedding LLM evaluation within an explicitly economic framework. By modeling LLM choices using multinomial logit models and interpreting the resulting coefficients through WTP, we obtain a structured and interpretable view of model preferences that goes beyond standard evaluation metrics. Even in the absence of user-specific information, this approach reveals substantial heterogeneity across models in both explanatory power and valuation patterns. While larger models tend to achieve higher R^2 values and mostly exhibit economically coherent preferences, assigning positive utility to desirable attributes and negative utility to price, these properties do not guarantee alignment with human valuations. Smaller models, however, frequently exhibit high order bias or yield multinomial logit models with limited explanatory power. As a result, a key limitation of the proposed framework is that it may not support reliable preference elicitation for smaller-scale models. At the same time, these findings suggest that such models may be less suitable for complex subjective decision tasks, despite their lower computational cost.

Comparing model-derived WTP estimates to human benchmarks highlights systematic differences in how LLMs value specific attributes. Across models, certain features are consistently underweighted (e.g., view and floor), while others, most notably access to the hotel club, are substantially overvalued. Importantly, these discrepancies are quantitatively large, underscoring how LLMs may behave as internally consistent yet economically miscalibrated decision-makers. The WTP framework further allows us to identify potential sources of such distortions, such as the disproportionate influence of more detailed attribute descriptions, which inflate model valuations and expose a measurable vulnerability to strategic framing. Taken together, these findings illustrate how economic modeling provides a principled lens for diagnosing both the rationality and the misalignment of LLM preferences, thereby motivating the subsequent analysis of how additional user information shapes these valuations.

An interesting observation concerns differences in model knowledge cutoffs between the different LLMs in our experiments and the time when the study by Masiero et al. [9] was conducted. Gemini-3-Pro has a knowledge cutoff in January 2025, GPT-4o in October 2023, and Llama 3.3 70B in December 2023. Given that the provision of a guest smartphone has likely declined in perceived value since the original human study conducted in 2015,

	Masiero (2015) [9]	Masiero (2025)
view	771	908.92
floor	22	25.94
access club	437	515.17
free mini bar	226	266.43
guest smartphone	164	193.34
cancellation	122	143.82

Table 8: Adjusted WTP values from 2015 to today as shown in [9]

this temporal difference may partially explain why Gemini-3-Pro produces estimates that are closer to current human preferences. One would expect this to then be similar to the results from Llama 3.3 70B and GPT-4o, however for these models, estimates are higher than those from the initial human study. This also makes up one of our main limitations in this study: the fact that human preferences might have evolved since the initial study done by Masiero et al. [9]. Although this is a clear and intuitive example, preferences regarding the other hotel room features might also have shifted.

Additionally, we have included the unadjusted WTP values as calculated in [9] throughout the paper. However, these values should also be adjusted for inflation to today. Therefore, we have also calculated the adjusted WTP values by dividing these values by the Consumer Price Index (CPI) of 2015 and multiplying it by the CPI of 2025. We used the following values: for the CPI of 2015 92.8 and for the CPI of 2025 109.4 ³. These calculations, however, have a minor effect and do not cause conflicting findings to the ones mentioned above. Table 8 shows the original and adjusted WTP values.

Figure 7 summarizes the third central finding of this study. Explicitly conditioning models on preferences for more expensive options, whether through in-context learning, persona assignment, or a combination of both, consistently leads to highly amplified WTP estimates. In contrast, conditioning on preferences for cheaper options yields WTP values that are closer to human benchmarks, in our experimental setup. An important exception arises when using persona-based conditioning with Gemini-3-Pro: in this case, the persona alone induces similarly extreme behavior, with the model consistently

³<https://tradingeconomics.com/hong-kong/consumer-price-index-cpi>

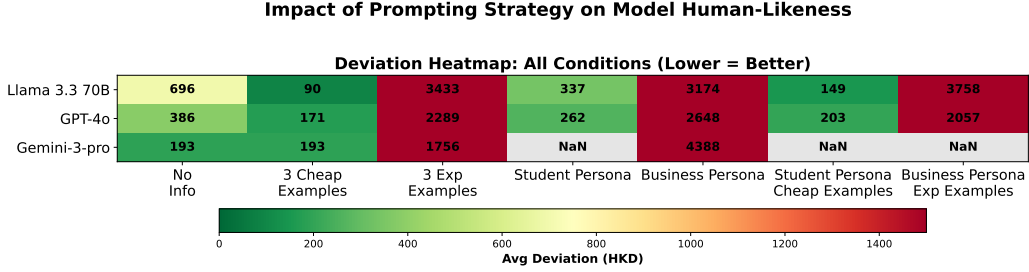


Figure 7: Overall overview average difference with human WTP values.

selecting the lowest-priced option regardless of other attributes.

Overall, we find that the closest alignment with human preferences is achieved by providing three randomly generated examples favoring cheaper options. This result suggests that LLMs tend to overestimate human willingness to pay and that explicitly signaling preferences for more expensive choices can exacerbate this tendency. Consequently, caution is warranted when deploying LLMs as travel assistants, particularly when incorporating signals that emphasize higher-priced options. Depending on the model, persona-based conditioning may further intensify these effects. In particular, practitioners should be aware of Gemini-3-Pro’s sensitivity to persona prompts and recognize that constructing personas from user profiles requires careful design in applied settings. While more nuanced persona representations may mitigate such extreme behavior, exploring this direction is left for future work.

5.2. Practical Implications

Based on our results, we highlight several practical implications for the deployment of LLMs in subjective decision-support settings.

First, our findings suggest that smaller models are generally less suitable for acting as decision-makers on behalf of users. In particular, these models exhibit pronounced order bias, systematically favoring the first presented option irrespective of its substantive content. This has important implications for practitioners considering low-cost models for applications involving subjective recommendations. While order bias is substantially reduced for larger models, it does not disappear entirely, as evidenced by the statistically significant alternative-specific constants observed in our analysis. Similar patterns have been reported in related work, i.e., [40], underscoring that order sensitivity remains a relevant concern even for more capable models.

Second, our results highlight the vulnerability of LLM-based decision-making to strategic framing. We observe a systematic overvaluation of certain attributes, such as access to the hotel club, which may be driven by longer or more positively framed descriptions. This suggests that small differences in wording can meaningfully steer model outputs, as is also shown in literature, i.e. [39, 38]. As a consequence, practitioners should be aware that feature descriptions and lexical choices may implicitly bias recommendations.

Third, we find that persona-based prompting can induce extreme behavior in some models, as illustrated by the responses of Gemini under a student persona. This indicates that the precise formulation of user personas requires careful consideration. From a user perspective, this also implies that once an individual is categorized under a particular persona and if this persona is added to the prompt, the resulting recommendations may systematically reflect that label.

Taken together, these findings suggest that practitioners should exercise caution when deploying LLMs for subjective decision-making. In particular, careful model selection (favoring larger models), attention to option ordering, deliberate phrasing of decision dilemmas, and judicious use of persona descriptions are essential to mitigate unintended biases and ensure more reliable model behavior.

6. Conclusion

Large language models are increasingly deployed in systems that support or automate decision-making on behalf of users. In many such applications, such as travel assistance or purchasing support, models are required to make subjective choices in settings where no objectively correct answer exists. This raises fundamental questions about whether LLMs can meaningfully represent human preferences, how closely their decisions align with human judgments, and to what extent users can rely on these systems in practice.

In this paper, we introduce an economic framework to study LLM decision-making in subjective choice contexts. Focusing on a travel-assistant setting, we elicit model choices between paired alternatives of hotel rooms and repeat these decision tasks across multiple runs. We analyze the resulting choices using multinomial logit models and derive implied WTP estimates, which we compare to human benchmark values. In addition to a baseline setting, we evaluate model behavior across a range of realistic conditions, including the

provision of information about users’ past choices, the use of persona-based descriptions, and combinations of both.

Our results show that LLMs exhibit WTP magnitudes that are broadly comparable to human estimates reported in the literature (e.g., [9]). At the same time, we observe systematic deviations at the attribute level, with some features being substantially overvalued and others undervalued. These patterns highlight the sensitivity of model outputs to framing and attribute description. Moreover, we find that models tend to overestimate human WTP in our experiments, an effect that becomes more pronounced when prior preferences for more expensive options or business-oriented personas are introduced. By contrast, conditioning models on information indicating prior preferences for cheaper options leads to valuations that more closely resemble human benchmarks. Persona-based prompting, however, can also induce less human-like behavior, as illustrated by the student persona condition.

Taken together, these findings form important practical implications. They suggest that the deployment of LLMs in subjective decision-making contexts requires careful consideration, as model behavior is influenced by factors such as model scale, alternative ordering, phrasing of decision dilemmas, and the specification of user personas. While LLMs can provide structured and interpretable decision outputs, their use as decision-makers should be approached with caution to avoid unintended biases and misalignment with human preferences. In future work, we would like to investigate the inclusion of more nuanced persona representations to see if they mitigate the extreme behavior witnessed in the results of Gemini-3-Pro. Additionally, future research should investigate whether LLMs systematically overestimate individuals’ willingness to pay in other travel agent settings, such as booking a hotel, or whether this effect is specific to the hotel room case study. Finally, an important avenue for further work is the explicit integration of LLMs into a travel-agent pipeline, to assess whether our findings fully generalize to real-world agentic settings.

7. Acknowledgments

We acknowledge the support of the Research Foundation Flanders (FWO), Grant G0G2721N. Additionally, we thank the Antwerp Center on Responsible AI (ACRAI) for their support.

8. Declaration of generative AI usage

During the preparation of this work, the authors used ChatGPT for minor text editing purposes. After using this tool, the authors reviewed and edited the content and take full responsibility for the content of the published article.

Appendix A. Robustness analysis of the models

The following sections analyze the robustness of the responses of the models. We analyze them in two main ways: switching the order of the dilemmas and looking at the impact of currencies. For the switching of the order of the dilemmas, we used the same dilemmas but switched the alternatives A and B. In addition to these experiments using HKD, we also investigated the effect of using USD to assess the effect when converting the prices. The conversion rate used was $1 \text{ HKD} = 0.13 \text{ USD}$. The final models are made with the initial HKD values, to make them more comparable between the different settings.

Appendix A.1. Order switching in the dilemmas

To analyze the robustness of our findings, we repeat the experiments by swapping the content of alternatives A and B and asking the models to choose similarly to the first set of experiments. The fitted multinomial logit models for the three LLMs are shown in table A.9.

The three different models show similar coefficients to the ones shown in Table 3. Some differences are shown in terms of the statistical significance of some coefficients. For example, the view attribute was not statistically significant for GPT-4o in the first experiments, while now we find it to be statistically significant. Moreover, also the constant is now statistically significant on a 95% confidence level for this model, showing that the model is also still suffering from the order bias. Similarly, the coefficients for Gemini-3-Pro show a statistically significant intercept on a 99% confidence interval, contrarily to Table 3. This shows how all models still suffer from order bias, nevertheless to a lesser extent than the smaller models, where fitting a multinomial logit model was not possible.

To analyze the final impact on the WTP, we show the WTP scores in Table A.10. This table shows differences in WTP values when comparing scenarios, although similar size orders are shown to Table 4. Figure A.8 shows the averaged WTP values over both runs. This figure clearly shows how on

	Llama 3.3 70B	GPT-4o	Gemini-3-Pro
constant (alternative B)	-1.93	<i>0.83</i>	-1.88
view	0.53	1.14	3.35
floor	<i>0.52</i>	0.16	<i>1.02</i>
access club	2.23	4.61	7.10
free mini bar	0.75	<i>0.66</i>	<i>0.88</i>
guest smartphone	1.84	1.18	<i>1.40</i>
cancellation	1.80	1.96	3.31
price per night	-1.65	-3.54	-9.93
$R^2_{avg2runs}$	0.63	0.80	0.90

Table A.9: Overview of the coefficients estimated by the multinomial logit models for each of the models when no information about the user is given and order of the alternatives is switched. The significant coefficients on 0.01 are indicated in bold and on 0.05 in italics. The reported R^2 values are those averaged over two runs, where alternatives are switched.

	Llama 3.3 70B	GPT-4o	Gemini-3-Pro	[9]
view	192.81	364.91	381.23	771
floor	27.52	3.95	8.89	22
access club	1529.29	1472.64	809.56	437
free mini bar	516.53	210.79	100.64	226
guest smartphone	1258.56	378.25	159.88	164
cancellation	1234.26	746.95	376.69	122

Table A.10: Overview of the WTP for the attribute per model calculated when the order of the alternatives was switched.

average all models overestimate the importance of access club, guest and cancellation compared to the human WTP and underestimate the importance of the view. The importance of the floor is in line with the human importance given to this attribute. For the mini bar, we have a small underestimation from Gemini-3-Pro and the smartphone is especially overestimated by Llama 3.3 70B.

Appendix A.2. Impact of currencies

Not only the order of the experiments should be analyzed for robustness. Additionally, we also analyze whether the currency affects the results gathered from the different LLMs. The models in our current set are all made

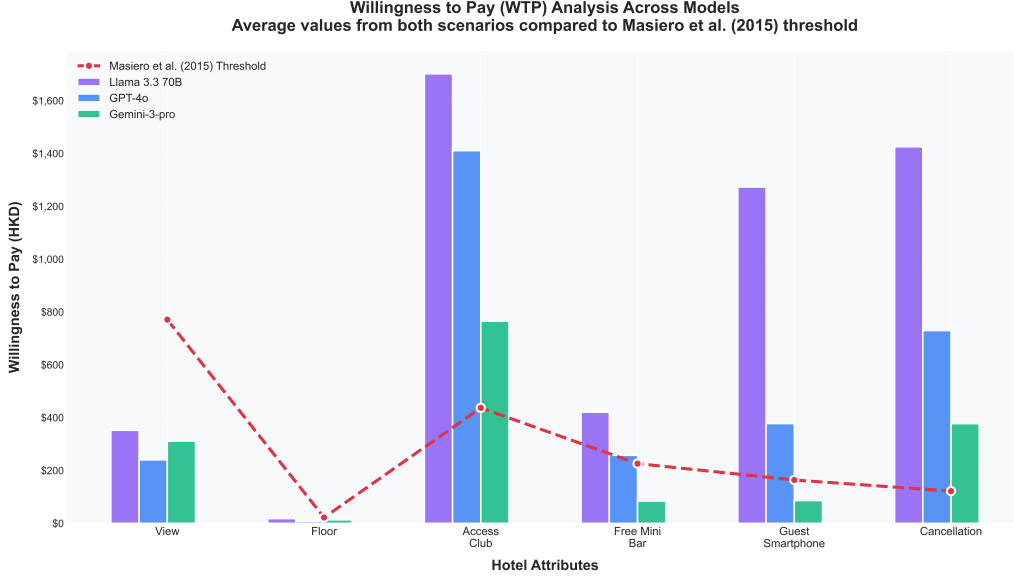


Figure A.8: WTP values averaged across the two experimental scenarios for the different models. The dashed red line represents the threshold values from Masiero et al. (2015).

in the United States. Therefore, we want to check whether there are differences in the estimated WTP when using USD instead of HKD. Note that although we gave the dilemmas to the LLM in USD, we will calculate the WTPs in HKD to make the different results comparable. Figure A.9 shows the estimated WTP in HKD when the model was asked the dilemmas in USD. The graph shows comparable results to figure A.8. However, one of the big differences is the more extreme WTP value of GPT-4o for the access club, compared to the HKD scenario where Llama 70B had the highest WTP value. Additionally, for one of the runs, llama 70B even had a negative value for the WTP for floor, meaning that the model prefers lower floors over higher ones. In general, we find more extreme behavior for some models and features, but less extreme for others (i.e. view). Overall, however, the results are rather in line with one another, showing the models are rather robust against currency changes.

References

- [1] I. Gabriel, G. Keeling, A. Manzini, J. Evans, We need a new ethics for a world of ai agents, *Nature* 644 (8075) (2025) 38–40.

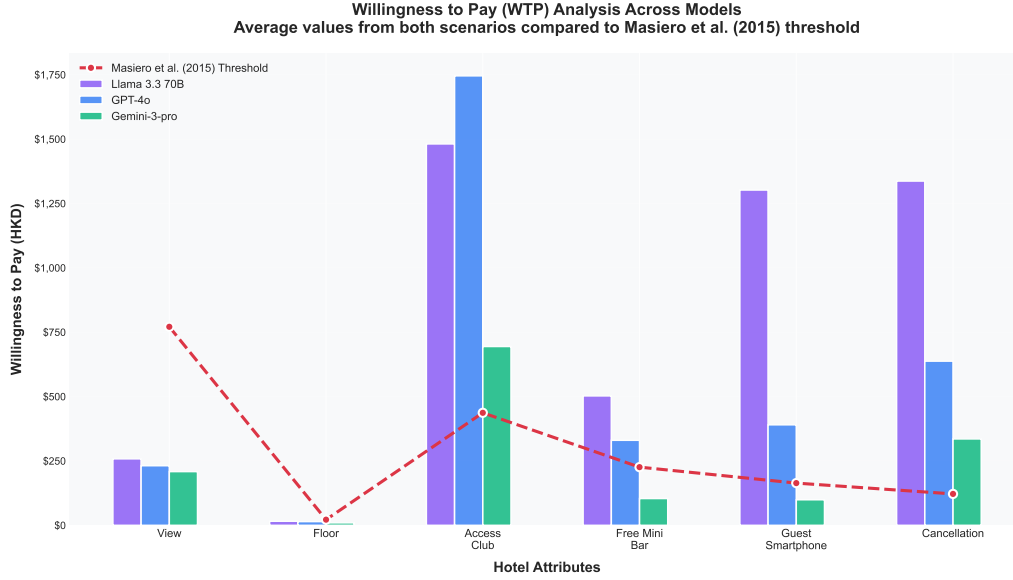


Figure A.9: WTP values averaged across the two experimental scenarios for the different models. The dashed red line represents the threshold values from Masiero et al. (2015).

- [2] Y. Jiang, A. Ng, Tech Overview - Stanford Agentic Reviewer — paper-review.ai, <https://paperreview.ai>, [Accessed 25-11-2025] (2025).
- [3] OpenAI, Buy it in ChatGPT: Instant Checkout and the Agentic Commerce Protocol, <https://openai.com/en-EN/index/buy-it-in-chatgpt/>, [Accessed 25-11-2025] (2025).
- [4] OpenAI, Booking.com and OpenAI personalize travel at scale, <https://openai.com/en-EN/index/booking-com/>, [Accessed 25-11-2025] (2025).
- [5] M. Cedro, T. Ichmoukhamedov, S. Goethals, Y. He, J. Hinns, D. Martens, Cash or comfort? how llms value your inconvenience (2025). arXiv:2506.17367.
URL <https://arxiv.org/abs/2506.17367>
- [6] P. Röttger, V. Hofmann, V. Pyatkin, M. Hinck, H. Kirk, H. Schuetze, D. Hovy, Political compass or spinning arrow? towards more meaningful evaluations for values and opinions in large language models, in:

- L.-W. Ku, A. Martins, V. Srikumar (Eds.), Proceedings of the 62nd Annual Meeting of the Association for Computational Linguistics (Volume 1: Long Papers), Association for Computational Linguistics, Bangkok, Thailand, 2024, pp. 15295–15311. doi:10.18653/v1/2024.acl-long.816.
URL <https://aclanthology.org/2024.acl-long.816/>
- [7] W. Zhao, X. Ren, J. Hessel, C. Cardie, Y. Choi, Y. Deng, Wildchat: 1m chatGPT interaction logs in the wild, in: The Twelfth International Conference on Learning Representations, 2024.
URL <https://openreview.net/forum?id=B18u7ZR1bM>
- [8] M. Reusens, B. Baesens, D. Jurgens, Are economists always more introverted? analyzing consistency in persona-assigned LLMs, in: C. Christodoulopoulos, T. Chakraborty, C. Rose, V. Peng (Eds.), Findings of the Association for Computational Linguistics: EMNLP 2025, Association for Computational Linguistics, Suzhou, China, 2025, pp. 11268–11287. doi:10.18653/v1/2025.findings-emnlp.603.
URL <https://aclanthology.org/2025.findings-emnlp.603/>
- [9] L. Masiero, C. Y. Heo, B. Pan, Determining guests’ willingness to pay for hotel room attributes with a discrete choice model, International Journal of Hospitality Management 49 (2015) 117–124. doi:<https://doi.org/10.1016/j.ijhm.2015.06.001>.
URL <https://www.sciencedirect.com/science/article/pii/S0278431915000912>
- [10] M. O. Rieger, M. Wang, T. Hens, Universal time preference, PLoS One 16 (2) (2021) e0245692.
- [11] M. Wang, M. O. Rieger, T. Hens, How time preferences differ: Evidence from 53 countries, Journal of Economic Psychology 52 (2016) 115–135. doi:<https://doi.org/10.1016/j.joep.2015.12.001>.
URL <https://www.sciencedirect.com/science/article/pii/S0167487015001439>
- [12] M. Dittrich, K. Leipold, Gender differences in time preferences, Economics Letters 122 (3) (2014) 413–415. doi:<https://doi.org/10.1016/j.econlet.2014.01.002>.
URL <https://www.sciencedirect.com/science/article/pii/S0165176514000032>

- [13] K. H. Kang, L. Stein, C. Y. Heo, S. Lee, Consumers' willingness to pay for green initiatives of the hotel industry, *International journal of hospitality management* 31 (2) (2012) 564–572.
- [14] M. Scholz, V. Dorner, M. Franz, O. Hinz, Measuring consumers' willingness to pay with utility-based recommendation systems, *Decision Support Systems* 72 (2015) 60–71. doi:<https://doi.org/10.1016/j.dss.2015.02.006>.
URL <https://www.sciencedirect.com/science/article/pii/S0167923615000263>
- [15] P. A. Van Lange, J. Joireman, C. D. Parks, E. Van Dijk, The psychology of social dilemmas: A review, *Organizational Behavior and Human Decision Processes* 120 (2) (2013) 125–141, social Dilemmas. doi:<https://doi.org/10.1016/j.obhdp.2012.11.003>.
URL <https://www.sciencedirect.com/science/article/pii/S0749597812001276>
- [16] C. Lisciandra, The role of psychology in behavioral economics: The case of social preferences, *Studies in History and Philosophy of Science Part A* 72 (2018) 11–21. doi:<https://doi.org/10.1016/j.shpsa.2018.01.010>.
URL <https://www.sciencedirect.com/science/article/pii/S0039368118300244>
- [17] R. de Andrés Calle, J. Cascón, T. González-Arteaga, Preferences stability: A measure of preferences changes over time, *Decision Support Systems* 129 (2020) 113169. doi:<https://doi.org/10.1016/j.dss.2019.113169>.
URL <https://www.sciencedirect.com/science/article/pii/S0167923619301988>
- [18] F. Zhou, Y. Jiang, Y. Qian, Y. Liu, Y. Chai, Product consumptions meet reviews: Inferring consumer preferences by an explainable machine learning approach, *Decision Support Systems* 177 (2024) 114088. doi:<https://doi.org/10.1016/j.dss.2023.114088>.
URL <https://www.sciencedirect.com/science/article/pii/S016792362300163X>
- [19] J. Ji, Y. Chen, M. Jin, W. Xu, W. Hua, Y. Zhang, Moralbench: Moral evaluation of llms, *ACM SIGKDD Explorations Newsletter* 27 (1) (2025) 62–71.

- [20] J. Jia, Z. Yuan, J. Pan, P. E. McNamara, D. Chen, Decision-making behavior evaluation framework for llms under uncertain context, *Advances in neural information processing systems* 37 (2024) 113360–113382.
- [21] A. Goli, A. Singh, Frontiers: can large language models capture human preferences?, *Marketing Science* 43 (4) (2024) 709–722.
- [22] R. Liu, J. Geng, J. C. Peterson, I. Sucholutsky, T. L. Griffiths, Large language models assume people are more rational than we really are, in: *The Thirteenth International Conference on Learning Representations*, 2025.
- [23] A. Seror, The moral mind (s) of large language models, *arXiv preprint arXiv:2412.04476* (2024).
- [24] Y. Chen, T. X. Liu, Y. Shan, S. Zhong, The emergence of economic rationality of GPT., *Proceedings of the National Academy of Sciences* 120 (51) (2023) e2316205120.
- [25] Y. Feng, V. Choudhary, Y. R. Shrestha, Noise, adaptation, and strategy: Assessing llm fidelity in decision-making, in: *Proceedings of the 2025 Conference on Empirical Methods in Natural Language Processing*, 2025, pp. 7704–7717.
- [26] H. Jiang, X. Zhang, X. Cao, C. Breazeal, D. Roy, J. Kabbara, PersonaLLM: Investigating the ability of large language models to express personality traits, in: K. Duh, H. Gomez, S. Bethard (Eds.), *Findings of the Association for Computational Linguistics: NAACL 2024*, Association for Computational Linguistics, Mexico City, Mexico, 2024, pp. 3605–3627. doi:10.18653/v1/2024.findings-naacl.229. URL <https://aclanthology.org/2024.findings-naacl.229/>
- [27] S. Santurkar, E. Durmus, F. Ladhak, C. Lee, P. Liang, T. Hashimoto, Whose opinions do language models reflect?, in: *International Conference on Machine Learning*, PMLR, 2023, pp. 29971–30004.
- [28] C. Yu, Q. Tan, H. Lu, J. Gao, X. Yang, Y. Wang, Y. Wu, E. Vinitzky, Icpl: Few-shot in-context preference learning via llms, *arXiv preprint arXiv:2410.17233* (2024).

- [29] S. Aroca-Ouellette, N. Mackraz, B.-J. Theobald, K. Metcalf, Aligning llms by predicting preferences from user writing samples, in: Forty-second International Conference on Machine Learning, 2025.
- [30] Q. Dong, L. Li, D. Dai, C. Zheng, J. Ma, R. Li, H. Xia, J. Xu, Z. Wu, B. Chang, X. Sun, L. Li, Z. Sui, A survey on in-context learning, in: Y. Al-Onaizan, M. Bansal, Y.-N. Chen (Eds.), Proceedings of the 2024 Conference on Empirical Methods in Natural Language Processing, Association for Computational Linguistics, Miami, Florida, USA, 2024, pp. 1107–1128. doi:10.18653/v1/2024.emnlp-main.64.
URL <https://aclanthology.org/2024.emnlp-main.64/>
- [31] J. Tonglet, M. Reusens, P. Borchert, B. Baesens, SEER : A knapsack approach to exemplar selection for in-context HybridQA, in: H. Bouamor, J. Pino, K. Bali (Eds.), Proceedings of the 2023 Conference on Empirical Methods in Natural Language Processing, Association for Computational Linguistics, Singapore, 2023, pp. 13569–13583. doi:10.18653/v1/2023.emnlp-main.837.
URL <https://aclanthology.org/2023.emnlp-main.837/>
- [32] W. Greene, Discrete choice modeling, in: Palgrave handbook of econometrics: Volume 2: Applied econometrics, Springer, 2009, pp. 473–556.
- [33] C. Arteaga, J. Park, P. B. Beeramoole, A. Paz, xlogit: An open-source python package for gpu-accelerated estimation of mixed logit models, Journal of Choice Modelling 42 (2022) 100339. doi:<https://doi.org/10.1016/j.jocm.2021.100339>.
- [34] G. Shmueli, To explain or to predict?, Statistical science (2010) 289–310.
- [35] K. E. Train, Discrete choice methods with simulation, Cambridge university press, 2009.
- [36] S. Menard, Coefficients of determination for multiple logistic regression analysis, The American Statistician 54 (1) (2000) 17–24.
- [37] P. F. Van Erkel, P. Thijssen, The first one wins: Distilling the primacy effect, Electoral Studies 44 (2016) 245–254.

- [38] Y. Elazar, N. Kassner, S. Ravfogel, A. Ravichander, E. Hovy, H. Schütze, Y. Goldberg, Measuring and improving consistency in pretrained language models, *Transactions of the Association for Computational Linguistics* 9 (2021) 1012–1031.
- [39] K. Zhu, J. Wang, J. Zhou, Z. Wang, H. Chen, Y. Wang, L. Yang, W. Ye, Y. Zhang, N. Gong, X. Xie, Promptrobust: Towards evaluating the robustness of large language models on adversarial prompts, in: *Proceedings of the 1st ACM workshop on large AI systems and models with privacy and safety analysis*, 2023, pp. 57–68.
- [40] A. Allouah, O. Besbes, J. D. Figueroa, Y. Kanoria, A. Kumar, What is your ai agent buying? evaluation, biases, model dependence, & emerging implications for agentic e-commerce, *arXiv preprint arXiv:2508.02630* (2025).