

Symbolic Pattern Temporal Numeric Planning with Intermediate Conditions and Effects

Matteo Cardellini^{a,*}, Enrico Giunchiglia^a

^a*DIBRIS, Università di Genova, Genova, Italy*

Abstract

Recently, a Symbolic Pattern Planning (SPP) approach was proposed for numeric planning where a pattern (i.e., a finite sequence of actions) suggests a causal order between actions. The pattern is then encoded in a SMT formula whose models correspond to valid plans. If the suggestion by the pattern is inaccurate and no valid plan can be found, the pattern is extended until it contains the causal order of actions in a valid plan, making the approach complete. In this paper, we extend the SPP approach to the temporal planning with Intermediate Conditions and Effects (ICES) fragment, where (i) actions are durative (and thus can overlap over time) and have conditions/effects which can be checked/applied at any time during an action's execution, and (ii) one can specify plan's conditions/effects that must be checked/applied at specific times during the plan execution. Experimental results show that our SPP planner PATTY (i) outperforms all other planners in the literature in the majority of temporal domains without ICES, (ii) obtains comparable results with the SoTA search planner for ICES in literature domains with ICES, and (iii) outperforms the same planner in a novel domain based on a real-world application.

Keywords: Automated planning, Temporal and Numeric Planning, Symbolic Planning, Pattern Planning.

*Corresponding author.

Email addresses: matteo.cardellini@unige.it (Matteo Cardellini),
enrico.giunchiglia@unige.it (Enrico Giunchiglia)

1. Introduction

Planning is one of the oldest tales in Artificial Intelligence [33], telling the story of autonomous agents perceiving and acting in an environment. Depending on how the environment is represented, and how agents act upon it, in the last 30 years, several planning fragments have been explored. In this paper, we focus on the *deterministic* kind of planning, where the agent's actions have a certain outcome on the environment and the agent can fully perceive the state of the environment. Initially, there was the *classical planning* fragment [21], which represents the environment via *propositional* (i.e., true or false) variables and the agents' actions are instantaneous and executed sequentially. Deciding plan-existence in this fragment is PSPACE-complete [10]. If we change the representation of the environment and allow for variables to assume values in the rationals, then we move to the *numeric planning* fragment, which is undecidable even in the presence of just two numeric and one propositional variable [27]. In *temporal planning* [22], instead, actions have durations, and their execution can overlap over time. In the specification of temporal planning introduced by Fox and Long [22], *conditions* on the executability of a *durative action* can be imposed to hold either overall its execution, or at its start or at its end. Action's *effects* can be applied only at its start or end. To overcome this known limitation (see [44]), *temporal planning with intermediate conditions and effects (ICES)* [46] was introduced, where (i) actions' conditions/effects, can be checked/applied at any time during an action's execution, and (ii) one can specify plan's conditions/effects that must be checked/applied at specific times during the plan. Temporal planning with or without ICES is still PSPACE-complete [26] as long as we only allow for propositional variables for representing the environment. In fact, ICES can be "compiled away" [23, 26, 44] paying the price of increasing the plan length linearly in the number of ICES [35]. If we add the numeric dimension, then we move to *temporal numeric planning*, which can be undecidable as in the numeric case. Despite the complexity, several efficient planning systems for temporal numeric planning problems have been proposed, traditionally, either based on *Heuristic Search* or on *Planning as Satisfiability*. Heuristic Search [9], given a set of states reachable from the initial state, selects one of these states and extends it through a sequence of actions likely to reach a goal state, keeping track of the temporal constraints between actions during the search, and pruning states which fail to respect them (see, e.g., [5, 24, 46]). In contrast, Planning as Satisfiability (PaS) [31] (i) sets a

bound or *number of steps* $n \in \mathbb{N}$, initially $n = 0$; (ii) encodes, as a logical formula, all plans with n actions which are executable from the initial state and respect the temporal constraints; (iii) checks whether any such sequence constitutes a valid plan by enforcing the *initial and goal states* on the first and last states; and (iv) if no plan is found, repeats the process from step (ii) while incrementing n , (see, e.g., [38, 39, 40, 43]).

Symbolic Pattern Planning (SPP) [12, 13] was recently introduced for numeric planning problems where a *pattern* \prec – i.e., a finite sequence of *snap* actions – suggests a causal order between actions. A pattern \prec_I is computed once in the initial state: then, starting from $\prec = \prec_I$ if the suggestion provided by \prec is inaccurate and no valid plan can be found, \prec is *extended* by concatenating \prec_I to it, and the procedure is iterated until \prec contains the causal order of actions in a valid plan, making the procedure complete. In [11] the SPP approach was improved, showing how to symbolically search for a valid plan by iteratively extending (adding actions to) and compressing (removing actions from) an initially computed pattern. Specifically, the idea is to concatenate (i) an initial pattern that allows reaching a state s satisfying a subset of the goals, and (ii) another pattern computed from s , which is extended until a state satisfying new additional goals can be reached. At the beginning, the first pattern is computed from the initial state, and the two steps are iterated until all the goals have been satisfied, at which point a valid plan is returned. Cardellini et al. [14] considered several pattern selection procedures and mechanisms for improving the quality of the returned solution, performing ablation studies on the different strategies.

In this paper, we extend the SPP approach to Temporal Planning with Intermediate Conditions and Effects (ICES) where the pattern suggests the causal order between the intermediate conditions and intermediate effects, both relative to actions and to the plan. We perform an experimental analysis comparing our planner PATTY with other temporal planners in the literature on temporal domains both with and without ICES. We show that our planner PATTY achieves overall better performances, solving 168 out of 190 instances, compared to the best literature search-based solver TAMER [46], solving 131 instances, and the best literature PaS-based solver ANMLSM T [36], solving 98.

As shown by Cardellini et al. [13], the pattern encoding generalizes and improves the rolled-up encoding [42] and the relaxed-relaxed- \exists encoding [3, 6], both used in the satisfiability approach. In search-based planning, planners for classical planning like YAHSP [48] exploit sequences of actions (look-ahead plans) to reach intermediate states, similar to macro-actions [1].

Patterns, however, generalize these ideas by allowing subsequences of arbitrary actions and accounting for repeated applications of actions (rolls). On the modelling side, [8] introduces *planning with action constraints* (PAC) in PDDL3, specifying expected action trajectories to guide planning. While unrelated to patterns, it illustrates that guiding the order of actions can be beneficial in many domains. The TAMER planner [46], built specifically for temporal planning with ICes, implements a planning as search strategy, where each state is enriched with a *Simple Temporal Network* (STN) [19] keeping track of the temporal order between actions, pruning states as soon as the STN becomes infeasible. This paper builds on the conference paper [12], where the SPP approach for temporal numeric planning (without ICes) was initially presented.

This paper is structured as follows. After the presentation of a motivating example in Sec. 1.1, we formalize a Temporal Numeric Planning with ICes task in Section 2. Then, in Sec. 3 we formalize our approach: (i) in Sec. 3.1 we extend the concept of *rolling*, taken from [42], to durative actions, (ii) in Sec. 3.2 we discuss the pattern, how it is defined (Sec. 3.2.1) and how it is computed (Sec. 3.2.2), (iii) in Sec. 3.3 we propose our SPP encoding to deal with both the causal and temporal aspects of temporal planning with ICes, and (iv) in Sec. 3.4 we prove its correctness and completeness. Finally, in Sec. 4 we perform an experimental analysis on our motivating example and several domains from the literature.

1.1. Motivating Example

Throughout this paper, we employ a motivating example to illustrate, ground and benchmark our proposed approach. The In-Station Train Dispatching (INSTRADi) Problem [15, 32] consists in planning (or *dispatching*) the movements of trains inside a railway station. An example of a railway station is presented in Fig. 1. The smallest component of a station is the *track circuit*¹, i.e., a segment of a *track* (i.e., two *rails*). *Signals*² authorize trains' movements in the station. Usually, signals are in proximity of *entry points* of the station (e.g., signals 03 and 01 in Fig. 1), *exit points* (e.g.,

¹The name "circuit" comes from the fact that each rail is connected to a pole of a battery and a relay. When a train moves on top of a track circuit, its axles close the circuit and make current flow through the relay, signalling the presence of a train.

²Signals can be of many types, e.g., electrical and/or mechanical. In our simplified version, we will use only (electrical) traffic lights.

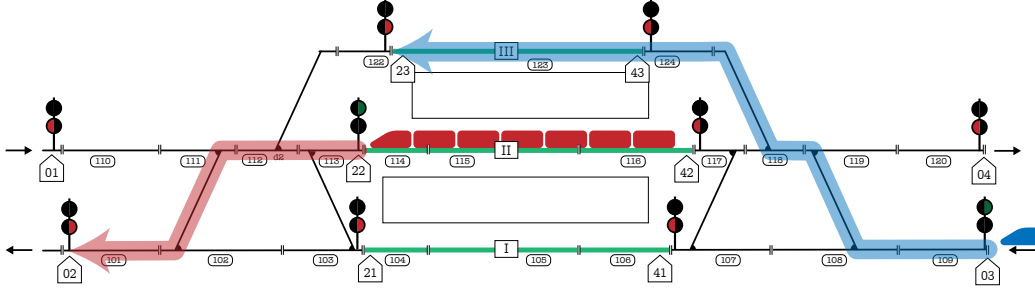


Figure 1: The motivating INSTRADI example with two trains, **red** and **blue**. The train **red** is stopping at platform II oriented towards the green signal 22 which allows entering route 22-02 to exit the station from the exit point 02. Train **blue** is about to enter the station from the entry point 03 using route 03-23 to reach platform III.

02 and 04) and *platforms* (e.g., 21, 41, 22, 42, 23 and 43). Entry and exit points delimit the station from the external line, usually connecting directly to another railway station. Trains can stop in platforms, allowing passengers to board/alight. Formally, a platform is a set of track circuits (e.g., platform I is composed of track circuits 104, 105 and 106). To simplify the movements of trains, human dispatchers use *routes*, i.e., sequences of track circuits, to move a train between two signals. Fig. 1 shows two routes in blue and in red. For example, route 03-23 (in blue) goes from signal 03 to signal 23 and is composed of track circuits³ 109, 108, 118, 124, 123. Before moving through a route, to guarantee safety, the route must be *reserved*, achievable only if all the track circuits of the route are not occupied by another train.

In this work, we suppose to be provided with a *forecast system* to estimate, for each train, the travel times on track circuits and routes, the stopping time at platforms and the estimated arrival of trains at entry points⁴. A *nominal timetable*, determines trains' earliest depart time from a platform and their destination (i.e., the exit point they must exit). While each train

³In our example, we skip, for simplicity, the concept of *switches*, that allow trains to move between parallel track circuits, like the one between 108 and 118.

⁴The simulation of the actual timings of the movements of trains inside the station would require knowing the length of track circuits, platforms and trains, as well as how trains accelerate and decelerate inside the station. To avoid this burden, machine learning approaches (see e.g., [7]) have been implemented to provide forecast times with high accuracy, straightforwardly employable in our model.

can arrive at a platform earlier or later than what the nominal timetable determines, it cannot surely depart earlier. Further, when exiting the station, trains have to respect a *priority*, i.e., an exit order between the trains, used to avoid that faster trains get stuck behind slower ones while on the tracks connecting to another station. Finally, during the operation, it is possible that moving through some track circuits in a window of time is forbidden, due to *maintenance*.

A *dispatchment*, i.e., a solution to the INSTRADI problem, is a set of *timed commands*, denoting at which time each train is authorized to enter a route. A dispatchment is valid when

1. the safety is guaranteed, i.e., at any time, at most one train is on a track circuit,
2. trains respect the nominal timetable, i.e., they *(i)* stop at a platform, *(ii)* haven't left the platform earlier than announced, and *(iii)* have exited the station from the right exit point,
3. the priority between trains exiting the station is respected,
4. no train moves through the maintained track circuits during the maintenance windows.

2. Temporal Numeric Planning with ICEs

In this section, we define Temporal Numeric Planning with ICEs tasks, and then we exemplify how the motivating example can be modelled in the introduced language.

2.1. The Planning Fragment

Planning Task. A temporal numeric planning task with Intermediate Conditions and Effects⁵ (ICEs) (in the following just "*planning task*") is a tuple $\Pi = \langle X, A, I, G, C, E \rangle$, where $X = \langle V_B, V_N \rangle$ is a pair of finite sets containing *propositional* (V_B) and *numeric* (V_N) variables, with domains $\{\top, \perp\}$ (i.e., truth and falsity), and rationals in \mathbb{Q} , respectively. In the following, we use

⁵This formalization is partially inspired by Valentini et al. [46], keeping the general idea but extending it with numeric variables.

$v \in X$, to denote any propositional or numeric variable in $V_B \cup V_N$. A *propositional condition* for a propositional variable v is either $v = \top$ or $v = \perp$. A *numeric condition* has the form $\psi \succeq 0$, where⁶ $\succeq \in \{\geq, >\}$ and ψ is a *linear expression* over V_N , i.e., an expression of the form $\sum_{x \in V_N} k_x x + k$, with $k_x, k \in \mathbb{Q}$. If, in a linear expression ψ , we have the coefficient $k_x \neq 0$, we say that ψ *contains* x . A *propositional effect* is of the form $v := \top$ or $v := \perp$ with $v \in V_B$. A *numeric effect* is of the form $x := \psi$, with $x \in V_N$ and ψ a linear expression. We shorten a *linear increment*, i.e., a numeric effect $x := x + \psi'$, with ψ' a linear expression not containing x , as $x += \psi'$. In the planning task Π , the set A is a finite set of *durative actions*. A durative action b is a tuple $\langle \text{icond}(b), \text{ieff}(b), [L, U] \rangle$, where $\text{icond}(b)$ and $\text{ieff}(b)$ are sets of *action intermediate conditions* and *action intermediate effects* of b , while $L, U \in \mathbb{Q}^{\geq 0}$, with $L \leq U$, are the *bounds* on the duration of b . An intermediate condition (IC) is a tuple $c = \langle \tau^+, \tau^-, \text{cond}(c) \rangle$ where τ^+ and τ^- are the *relative times* denoting the start and end of when c has to hold, and $\text{cond}(c)$ is a set of propositional or numeric conditions. An intermediate effect (IE) is a tuple $e = \langle \tau, \text{eff}(e) \rangle$ where τ is a relative time denoting when e is applied and $\text{eff}(e)$ is a set of propositional and numeric effects. We assume that for each variable $v \in X$, v occurs in $\text{eff}(e)$ at most once to the left of the operator “:=”, and when this happens we say that v is *assigned* by e . A *relative time* is either *action-relative* or *plan-relative*. An action-relative time is of the form $\text{START} + k$ or $\text{END} - k$ where (i) START and END are *anchors* for the starting or ending time, respectively, of the durative action containing the IC/IE, and (ii) $k \in \mathbb{Q}^{\geq 0}$ is the *offset* from the anchor. A plan-relative time is either $\text{ALPHA} + k$ or $\text{OMEGA} - k$, with $k \in \mathbb{Q}^{> 0}$, where ALPHA is the plan’s first executed action start time (usually 0) and OMEGA is the plan’s last action end time⁷. Depending on whether the relative times are action-relative or plan-relative we categorize the ICs into *action-ICs*, *plan-ICs*, *action-IEs* and *plan-IEs*, respectively. Let $b = \langle \text{icond}(b), \text{ieff}(b), [L, U] \rangle$ be a durative action, it is clear that L can be assumed to be not lower than all the offsets k in the relative times $\text{START} + k$ and $\text{END} - k$ in $\text{icond}(b)$ and $\text{ieff}(b)$, since each condition/effect of b has to take place while the action is in execution. Moreover, to make notation easier along the paper,

⁶In examples, for brevity, we will also use $\psi \leq 0$ instead of $-\psi \geq 0$, $\psi < 0$ instead of $-\psi > 0$ and $\psi = 0$ instead of the two conditions $\psi \geq 0$ and $-\psi \geq 0$.

⁷Notice that for a plan-relative time, we assume $k > 0$, since it doesn’t make sense to check a condition or impose an effect in the initial or final state.

we assume to always have ICs both at the start and at the end of b , e.g., adding in $\text{icond}(b)$ two always-respected ICs $\langle \text{START}, \text{START}, \{0 = 0\} \rangle$ and $\langle \text{END}, \text{END}, \{0 = 0\} \rangle$. A *snap* or *instantaneous action* is a durative action with $L = U = 0$ and where all the ICs in $\text{icond}(b) \cup \text{ieff}(b)$ have START as anchor in the relative time. To simplify notation, we refer to snap actions as a pair $a = \langle \text{pre}(a), \text{eff}(a) \rangle$ instead of the longer form for a durative action $\langle \{ \langle \text{START}, \text{START}, \text{pre}(a) \rangle \}, \{ \langle \text{START}, \text{eff}(a) \rangle \}, [0, 0] \rangle$. For a durative action $b = \langle \text{icond}(b), \text{ieff}(b), [L, U] \rangle$ we assume that if $U > 0$, then $L > 0$, i.e., an action can be instantaneous only if specified as $L = U = 0$. In the following, we will use the symbols v, w, x to denote variables, ψ to denote expressions, b to denote durative actions, and a to denote snap actions, possibly decorated with super/subscripts. Finally, in the planning task Π : I is the *initial state*, where a *state* is a total assignment of the variables in X to their respective domains; G is a set of conditions called *goals* or *goal conditions*; C and E are sets of plan-ICs and plan-IEs, respectively. We assume that both (i) in $\text{icond}(b)$ for each $b \in A$ and (ii) in C , there are no distinct pair of ICs $c_1 = \langle \tau_1^+, \tau_1^-, \text{cond}(c_1) \rangle$ and $c_2 = \langle \tau_2^+, \tau_2^-, \text{cond}(c_2) \rangle$ with $\tau_1^+ = \tau_2^+$ and $\tau_1^- = \tau_2^-$ (analogously for IEs in $\text{ieff}(b)$ for each $b \in A$ and in E). If this was the case, we could join them in only one IC $\langle \tau_1^+, \tau_1^-, \text{cond}(c_1) \cup \text{cond}(c_2) \rangle$.

Plan and Plan Validity. Consider a planning task $\Pi = \langle X, A, I, G, C, E \rangle$. We denote with $\text{icond}(\Pi)$ and $\text{ieff}(\Pi)$ the sets of all plans/action-ICs and plan/action-IEs of Π , i.e.,

$$\text{icond}(\Pi) = C \cup \bigcup_{b \in A} \text{icond}(b), \quad (1)$$

$$\text{ieff}(\Pi) = E \cup \bigcup_{b \in A} \text{ieff}(b). \quad (2)$$

We say that two distinct IEs e and e'

1. *interfere* if either both e and e' assign $v \in X$, or $x' := \psi' \in \text{eff}(e')$ and $x := \psi \in \text{eff}(e)$ with ψ' containing x , and $x, x' \in V_N$, and
2. are in *mutex* if e interferes with e' or e' interferes with e .

Let e be an IE and c be an IC. We say that e and c are in *mutex* if e assigns a variable v and either $v = \top$, $v = \perp$, or $\psi \geq 0$ with ψ containing v , are in $\text{cond}(c)$.

A *timed durative action* is a tuple $\langle t, b, d \rangle$ with $t \in \mathbb{Q}^{>0}$ being the *absolute time* in which the durative action $b = \langle \text{icond}(b), \text{ieff}(b), [L, U] \rangle$ is executed, lasting a duration $d \in [L, U]$. A *temporal (numeric) plan* π for Π is a finite set of timed durative actions. The *make-span* of π is $\text{ms}(\pi) = \max(\{t + d \mid \langle t, b, d \rangle \in \pi\})$. The *absolute ICs* and *absolute IEs* of π , denoted with $\text{icond}(\pi)$ and $\text{ieff}(\pi)$ respectively, are the sets

$$\begin{aligned} \text{icond}(\pi) = & \{ \langle \tau^+ [t, t + d], \tau^- [t, t + d], c \rangle \mid \langle t, b, d \rangle \in \pi, \langle \tau^+, \tau^-, c \rangle \in \text{icond}(b) \} \\ & \cup \{ \langle \tau^+ [0, \text{ms}(\pi)], \tau^- [0, \text{ms}(\pi)], c \rangle \mid \langle \tau^+, \tau^-, c \rangle \in C \}, \end{aligned} \quad (3)$$

$$\begin{aligned} \text{ieff}(\pi) = & \{ \langle \tau [t, t + d], e \rangle \mid \langle t, b, d \rangle \in \pi, \langle \tau, e \rangle \in \text{ieff}(b) \} \\ & \cup \{ \langle \tau [0, \text{ms}(\pi)], e \rangle \mid \langle \tau, e \rangle \in E \}, \end{aligned} \quad (4)$$

$$\text{where } \tau[a, b] = \begin{cases} a + k & \text{if } \tau = \text{START} + k \text{ or } \tau = \text{ALPHA} + k, \\ b - k & \text{if } \tau = \text{END} - k \text{ or } \tau = \text{OMEGA} - k. \end{cases} \quad (5)$$

Intuitively, the sets are called "absolute" since ICs have the time expressed as absolute (i.e., in $\mathbb{Q}^{>0}$) instead of relative (e.g., $\text{START} + k$). In the following τ denotes a relative time and t an absolute one.

Let S be a state. For each linear expression ψ , let $S(\psi)$ be the evaluation of the expression obtained by substituting each variable $x \in V_N$ in ψ with $S(x)$. Let Γ be a set of conditions. We say that a state S *satisfies* the conditions in Γ , denoted with $S \models \Gamma$ if for each $v = \top$, $w = \perp$, $\psi \geq 0 \in \Gamma$ we have $S(v) = \top$, $S(w) = \perp$, $S(\psi) \geq 0$, respectively. Let $e = \langle t, \text{eff}(e) \rangle$ be an absolute IE. The *state resulting from applying e in S* is the state $S' = \text{res}(S, e)$ such that for each $v \in X$ we have $S'(v) = \top$ if $v := \top \in \text{eff}(e)$, $S'(v) = \perp$ if $v := \perp \in \text{eff}(e)$, $S'(v) = S(\psi)$ if $v := \psi \in \text{eff}(e)$, and $S'(v) = S(v)$ otherwise. Let π be a plan, and let $\text{ieff}(\pi) = \{ \langle t_1, \text{eff}(e_1) \rangle, \dots, \langle t_n, \text{eff}(e_n) \rangle \}$ be the absolute effects of π (Eq. 4). The *parallel absolute effects* of π , is a sequence $\text{pieff}(\pi) = \langle t_1, \text{eff}(e_1) \rangle; \dots; \langle t_m, \text{eff}(e_m) \rangle$ where each $\text{eff}(e_i)$ is obtained by joining the effects of all the IEs in $\text{ieff}(\pi)$ that are applied at the same time t_i . Clearly, $t_1 < \dots < t_m$ and $m \leq n$. Let S_0 be a state. The sequence $\text{pieff}(\pi)$ applied from S_0 induces a sequence of *timed states* $S_0(\pi) = \langle t_0 = 0, S_0 \rangle; \langle t_1, S_1 \rangle \dots; \langle t_m, S_m \rangle$ where $S_i = \text{res}(S_{i-1}, e_i)$ for $i \in [1, m]$. We say that π is *valid* iff

1. *initial condition*: S_0 is the initial state I .
2. *goal condition*: $S_m \models G$,
3. *intermediate conditions*: for each $c = \langle t^+, t^-, \text{cond}(c) \rangle \in \text{icond}(\pi)$ and

- (a) for $\langle t_0, S_0 \rangle$ starting $S_0(\pi)$, if $t^+ = t_0$, then $S_0 \models \text{cond}(c)$,
- (b) for each pair $\langle t_i, S_i \rangle, \langle t_{i+1}, S_{i+1} \rangle$ in $S_0(\pi)$ such that either $t_i < t^+ \leq t_{i+1}$ or $t_i < t^- \leq t_{i+1}$ it holds that $S_i \models \text{cond}(c)$,
- (c) for $\langle t_m, S_m \rangle$ ending $S_0(\pi)$, if $t_m < t^-$, then $S_m \models \text{cond}(c)$.

Intuitively, if a condition holds in $t^+ = t_{i+1} = t^-$ and an effect is applied in t_{i+1} , the condition has to be satisfied by the state before the application of the effect, i.e., S_i . Similarly, if a condition finishes to hold in $t^- = t_{i+1}$, then it must be satisfied by S_i . If a condition holds from t^+ to t^- then for each $\langle t_i, S_i \rangle \in S_0(\pi)$ with $t^+ < t_i < t^-$ it must hold on S_i . If a condition must hold in between two states S_i and S_{i+1} , i.e., $t_i < t^+ \leq t^- < t_{i+1}$ then the condition must be satisfied by S_i . Finally, if a condition must be satisfied at any time after t_m , then it must be satisfied by S_m .

- 4. *no self-overlapping*: for each $\langle t, b, d \rangle, \langle t', b, d' \rangle$ in π , i.e., the application of the same durative action b at different times and with (possibly) different durations, it holds that either $t' + d' \leq t$ or $t' \geq t + d$,
- 5. *ϵ -separation*: let $\epsilon \in \mathbb{Q}^{\geq 0}$ and let $e = \langle t, \text{eff}(e) \rangle, e' = \langle t', \text{eff}(e') \rangle \in \text{ieff}(\pi)$ be two distinct IEs in π . If e and e' are in mutex then $|t - t'| \geq \epsilon$.

We thus considered the standard notion of validity used, e.g., in [12, 22, 29, 37, 38]. In the case where Π has no numeric variables, the no self-overlapping property ensures that the problem of deciding plan-existence for Π is PSPACE-complete, while allowing self-overlapping makes the problem EXSPACE-complete or undecidable, depending on whether we impose ϵ -separation or not [25]. In the case with numeric variables, the problem is undecidable even with ϵ -separation [27, 30].

2.2. Motivating Example in Temporal Numeric Planning with ICES

We now model our INSTRADI motivating example presented in Section 1.1 using the Temporal Numeric Planning with ICES formalism.

Let's suppose we are in the setting presented in Fig. 2, in which there are two trains, called **red** and **blue**. The **red** train (*i*) is occupying platform II and track circuits 114, 115 and 116, facing signal 22, (*ii*) will depart, according to the nominal timetable, in at least 30s, and (*iii*) must exit from 02. The **blue** train (*i*) is arriving in signal 03 in 5s, (*ii*) it must stop at some

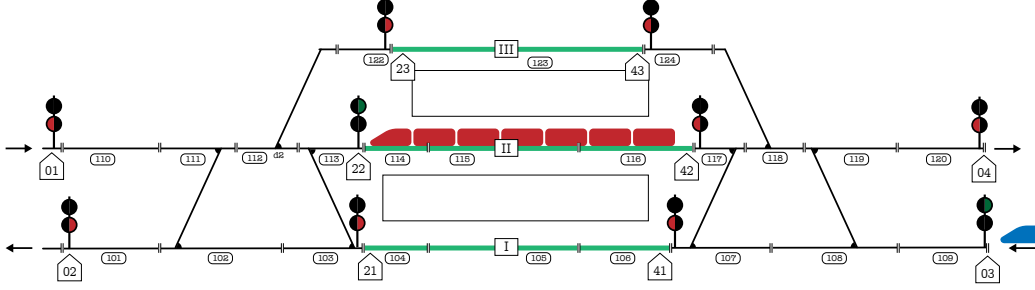


Figure 2: Initial state of our motivating example. The **red** train is occupying platform II. The **blue** train is arriving in 5s in 03.

platform and departure in at least 100s, and (iii) exit from 02. The **red** train must exit before the **blue** train. Suppose that in the interval in between the next 30s to 50s the track circuit 102 is under maintenance.

We can model such INSTRADI problem with the planning task $\Pi = \langle X, A, I, G, C, E \rangle$, where:

The propositional variables in X are⁸

- $occupied(c)$: track circuit c is occupied by a train,
- $moved(\tau, r)$: train⁹ τ has moved through route r ,
- $inFront(\tau, s)$: train τ is waiting in front of signal s ,
- $green(\tau, s)$: signal s is green for train τ ,
- $stopping(\tau, p)$: train τ is stopping on platform p ,
- $stopped(\tau)$: train τ has stopped at a platform,
- $stoppedAt(\tau, p)$: train τ has stopped at platform p ,
- $timetable(\tau)$: the departure time of train τ has passed,
- $left(\tau, s)$: train τ has left the station from signal s .

The numeric variables in X are

⁸We present the variables in a “lifted” format to simplify the notation, but they have to be grounded for each train, route, signal and track circuit.

⁹In this paper, τ represents both a relative time and a train. The meaning will be clear from the context.

$exitCounter(s)$: counting the trains which have left from signal s ,
 $order(\tau)$: denoting the priority of train τ as an integer.

The initial state I has the following propositional variables set to true:

$$stoppedAt(\mathbf{red}, \mathbf{II}), stopped(\mathbf{red}), inFront(\mathbf{red}, 22), \\ occupied(114), occupied(115), occupied(116).$$

All other propositional variables are set to false. For the numeric variables we have in I that $I(exitCounter(02)) = 0$, $I(exitCounter(04)) = 0$, $I(order(\mathbf{red})) = 0$ and $I(order(\mathbf{blue})) = 1$, imposing that \mathbf{red} must exit before \mathbf{blue} .

The goal G is the set of conditions¹⁰

$$\{stopped(\mathbf{red}), stopped(\mathbf{blue}), left(\mathbf{red}, 02), left(\mathbf{blue}, 02)\}.$$

The set C of plan-ICs state that, in the maintenance period, the track circuit 102 must not be occupied, i.e.,

$$\{\langle \text{ALPHA} + 30, \text{ALPHA} + 50, \{\neg occupied(102)\} \rangle\}.$$

The set E of plan-IEs model (i) the arrival of train \mathbf{blue} in 5s, (ii) the departure time in 60s and 100s in the nominal timetable of \mathbf{red} and \mathbf{blue} , respectively

$$\{\langle \text{ALPHA} + 5, \{inFront(\mathbf{blue}, 03), green(\mathbf{blue}, 03)\} \rangle, \\ \langle \text{ALPHA} + 30, \{timetable(\mathbf{red})\} \rangle, \\ \langle \text{ALPHA} + 100, \{timetable(\mathbf{blue})\} \rangle\}$$

The set of actions A contains the following actions:

$move(\tau, r)$ models the movement of train τ in route r . Let's take for example the action $b = move(\mathbf{blue}, 03-23)$ to perform the movement of the blue arrow in Fig. 1. Let's suppose that the forecast

¹⁰To simplify the notation, we indicate $v = \top$ and $v := \top$ with v and $w = \perp$ and $w := \perp$ with $\neg w$. The difference between conditions and effects will be clear from the context.

predicts that the blue train takes 30s to run through route 03-23, and each track circuit in the route takes 5s. Thus, the action $b = \text{move}(\text{blue}, 03-23)$ is modelled as $\langle \text{icond}(b), \text{ieff}(b), [30, 30] \rangle$ where

$$\begin{aligned} \text{icond}(b) = & \{ \langle \text{START}, \text{START}, \{ \text{inFront}(\text{blue}, 03), \text{green}(\text{blue}, 03), \\ & \quad \neg \text{occupied}(109), \neg \text{occupied}(108), \\ & \quad \dots, \\ & \quad \neg \text{occupied}(124), \neg \text{occupied}(123) \} \rangle \} \\ \text{eff}(b) = & \{ \langle \text{START}, \{ \neg \text{green}(\text{blue}, 03), \neg \text{inFront}(\text{blue}, 03), \\ & \quad \text{moved}(\text{blue}, 03-23), \\ & \quad \text{occupied}(109), \text{occupied}(108), \\ & \quad \dots, \\ & \quad \text{occupied}(124), \text{occupied}(123) \} \rangle, \\ & \langle \text{START} + 5, \{ \neg \text{occupied}(109) \} \rangle, \\ & \langle \text{START} + 10, \{ \neg \text{occupied}(108) \} \rangle, \\ & \dots \\ & \langle \text{START} + 25, \{ \neg \text{occupied}(124) \} \rangle, \\ & \langle \text{END}, \{ \text{inFront}(\text{blue}, 23) \} \rangle \}. \end{aligned}$$

Intuitively, before applying the action, the blue train must be in front of the green signal 03 and no track circuit of route 03-23 must be occupied by any other train. When the movement starts, the 03 signal is put to red, and we set all the track circuits of 03-23 as occupied, to guarantee safety. While the train moves, the IEs of the action free the track segments (except the last one). When the action has ended and the movement completed, the train is now in front of signal 23.

$\text{stop}(\tau, s, p)$ models the stop of train τ facing signal s of platform p . Let's take action $b = \text{stop}(\text{blue}, 23, \text{III})$ and suppose that it is estimated that the blue train takes 35s to board/light passengers. Thus, the action is modelled as $\langle \text{icond}(b), \text{ieff}(b), [35, 35] \rangle$ where

$$\begin{aligned} \text{icond}(b) = & \{ \langle \text{START}, \text{START}, \{ \text{inFront}(\text{blue}, 23), \\ & \quad \neg \text{stopped}(\text{blue}), \neg \text{stopping}(\text{blue}, \text{II}) \} \rangle \} \\ \text{eff}(b) = & \{ \langle \text{START}, \{ \text{stopping}(\text{blue}, \text{II}) \} \rangle, \\ & \langle \text{END}, \{ \text{stopped}(\text{blue}), \neg \text{stopping}(\text{blue}, \text{II}), \\ & \quad \text{stoppedAt}(\text{blue}, \text{III}) \} \rangle \}. \end{aligned}$$

$depart(\tau, p, r)$ models the departure of train τ from platform p into route r . Let's take the action $b = depart(\mathbf{blue}, \text{III}, 23-02)$. The action lasts as long as the time to free the platform's track circuits, let us suppose 10s, and so is modelled as $\langle \text{icond}(b), \text{ieff}(b), [10, 10] \rangle$ where

$$\begin{aligned} \text{icond}(b) = & \{ \langle \text{START}, \text{START}, \{ \text{inFront}(\mathbf{blue}, 23), \\ & \text{stoppedAt}(\mathbf{blue}, \text{II}), \\ & \text{timetable}(\mathbf{blue}) \} \rangle, \\ & \langle \text{START} + 2\epsilon, \text{START} + 2\epsilon, \{ \text{moved}(\mathbf{blue}, 23-02) \} \rangle \}, \\ \text{eff}(b) = & \{ \langle \text{START}, \{ \text{green}(\mathbf{blue}, 23) \} \rangle \\ & \langle \text{END}, \{ \neg \text{occupied}(123) \} \rangle \}. \end{aligned}$$

Intuitively, the train can depart only if it is in front of the stop signal, has already stopped, and the nominal timetable time has already passed. The departure action sets the signal to green and frees the platform's track circuits upon completion. The value ϵ in the IC is the same ϵ chosen for the ϵ -separation condition for plan validity in Section 2. Its purpose is to force the *move* action to be executed immediately after the *depart* action starts: the only valid plan indeed is one where $depart(\mathbf{blue}, \text{III}, 23-02)$ is executed at some time t and the $move(\mathbf{blue}, 23-02)$ action is executed immediately after, at $t + \epsilon$, so that at $t + 2\epsilon$ the condition $\{ \text{moved}(\mathbf{blue}, 23-02) \}$ is respected.

$exit(\tau, r)$ models the exit from the station of train τ which has finished route r . The action is instantaneous and is only grounded for exit points, e.g., $a = exit(\mathbf{blue}, 23-02)$. It is thus modelled as $\langle \text{pre}(a), \text{eff}(a) \rangle$ where

$$\begin{aligned} \text{pre}(a) = & \{ \text{inFront}(\mathbf{blue}, 02), \text{exitCounter}(02) = \text{order}(\mathbf{blue}) \}, \\ \text{eff}(a) = & \{ \text{left}(\mathbf{blue}, 02), \neg \text{inFront}(\mathbf{blue}, 02), \\ & \text{exitCounter}(02) += 1, \neg \text{occupied}(101) \}. \end{aligned}$$

Intuitively, **blue** can exit from signal 02 if it is in front of it and the priority is respected, then it is signalled that **blue** has left the station from 02, and the last track circuit of 23-02 is freed.

A possible valid plan for Π , assuming $\epsilon = 0.001$, is

$$\begin{aligned} \pi = \{ & \langle 5.001, \text{move}(\text{blue}, 03-21), 30.0 \rangle, \langle 35.002, \text{stop}(\text{blue}, 21, \text{I}), 10.0 \rangle, \\ & \langle 50.001, \text{depart}(\text{red}, \text{II}, 22-02), 10.0 \rangle, \langle 50.002, \text{move}(\text{red}, 22-02), 25.0 \rangle, \\ & \langle 75.003, \text{exit}(\text{red}, 22-02), 0.0 \rangle, \langle 100.001, \text{depart}(\text{blue}, \text{I}, 21-02), 10.0 \rangle, \\ & \langle 100.002, \text{move}(\text{blue}, 21-02), 15.0 \rangle, \langle 115.003, \text{exit}(\text{blue}, 23-02), 0.0 \rangle \}. \end{aligned} \quad (6)$$

In the plan, **blue** enters as soon it arrives at the entry point 03 at $t = 5$, through route 03-21 and then it stops in platform I. Since **red** must exit before **blue**, it is the first to depart from platform II. Since in $[30, 50]$ the track circuit 102 is under maintenance, – and all the routes directed to 02 contains it – even if it could depart in $t = 30$, **red** departs one ϵ before $t = 50$ so that it can move through 22-02 – and occupy the just maintained track circuit 102 – as soon as possible. After, **red** has exited, **blue** can start to move towards the exit as soon as its depart time in $t = 100$ has been reached.

3. Symbolic Pattern Temporal Numeric Planning with ICES

In this section, we present the main contribution of this paper, i.e., a Symbolic Pattern Planning encoding for Temporal Numeric Planning with ICES. Firstly, in Section 3.1 we present the concept of *rolling* durative actions and when an action can be rolled, then, in Section 3.2 we explore the concept of a pattern and how it can be formally extended and computed in the presence of ICES. In Section 3.3 we propose our Planning as Satisfiability encoding to deal with both the causal and temporal aspects of temporal planning with ICES. Finally, in Section 3.4 we prove the correctness and completeness of our approach. Throughout these sections, our INSTRADI motivating example will illustrate and ground our approach.

3.1. Rolling Durative Actions

The concept of *rolling* was firstly introduced by Scala et al. [41] for Numeric Planning and then exploited in SPP both for Numeric Planning [13] and for Temporal Numeric Planning [12]. When actions have numeric effects, consecutively repeating the same action may lead to different states, depending on the number of repetitions. For example, the value of a numeric variable x after the (possibly repeated) execution of an action having $x += 1$ in its effects depends on how many times the action was executed. In standard PaS approaches [3, 6, 36, 37, 49], an action can be applied at most once

per step, and thus, a plan with r consecutive repetitions of the action will be found in a number of steps $n \geq r$. The *rolling* technique, allows modelling consecutive repetitions of the action in a single step, thus reducing the bound n . This approach has been very beneficial in experimental analysis for both Numeric Planning and Temporal Numeric Planning.

Intuitively, in the rolling technique (which will see in detail later) we encode (or *roll*) the action execution via an integer variable, denoting how many times the action is (possibly) consecutively repeated. We can then express the action's effects as a function of this variable. Not all actions can, however, be rolled. Intuitively, a durative action b can be consecutively executed more than once when (i) its propositional IEs do not disable the repetition of b , given its ICs, (ii) the numeric IEs do not interfere between themselves, and (iii) it might be useful to execute b more than once. Formally, we say that $b = \langle \text{icond}(b), \text{ieff}(b), [L, U] \rangle$ is *eligible for rolling* if the following three conditions are satisfied:

1. if $v := \top$ (resp. $v := \perp$) is in the effects of any IE of $\text{ieff}(b)$ then $v = \perp$ (resp. $v = \top$) is not in the conditions of any IC of $\text{icond}(b)$;
2. if $x := \psi$ is a numeric effect of any IE in $\text{ieff}(b)$, then
 - (a) x does not occur in the r.h.s. of any other IE in $\text{ieff}(b)$,
 - (b) either x does not occur in ψ or $x := \psi$ is a linear increment,
 - (c) if $x := \psi$ is not a linear increment, then another IE assigning x does not appear in any IE of b ,
3. $\text{ieff}(b)$ includes an IE with a linear increment as effect (i.e., rolling is useful).

If b is eligible for rolling, consecutively executing b for $r \geq 1$ times:

1. The total duration of the r repetitions is in

$$[r \times L + (r - 1) \times \epsilon_b, r \times U + (r - 1) \times \epsilon_b], \quad (7)$$

where

- (a) $\epsilon_b = \epsilon$, if there exists an IE $e = \langle \tau, \text{eff}(e) \rangle$ in $\text{ieff}(b)$ with $\tau = \text{END}$ in mutex with either (i) an IC $c = \langle \tau^\perp, \tau^\perp, \text{cond}(c) \rangle$ in $\text{icond}(b)$ with $\tau^\perp = \text{START}$, or (ii) another IE $e' = \langle \tau', \text{eff}(e') \rangle$ in $\text{ieff}(b)$ with $\tau' = \text{START}$,

- (b) $\epsilon_b = 0$ otherwise.

Such interval respects the ϵ -separation property for plan validity if an ICE in START is in mutex with an ICE in END.

2. Causes v to get value $(r \times \psi)$ if $v += \psi$ is a linear increment effect of any IE of $\text{ieff}(b)$, while all the other variables keep the value they get after the first execution of b .

Notice that it is assumed that all the consecutive executions of b have the same duration. Indeed, according to the semantics, the duration of b can be arbitrarily fixed as long as each single execution respects the duration constraints, which are part of the domain specification. We will see later how this assumption does not affect the completeness of our encoding since a valid plan –assuming it exist– can be found even if rolling is disabled, though in a greater or equal number of steps.

3.2. The Pattern

The notion of pattern was introduced, originally, by Cardellini et al. [13] for Numeric Planning, where it was defined as a finite sequence of (snap) actions. Intuitively, its purpose was to suggest a causal order between actions, which a PaS planner can exploit to find a valid plan at lower bounds than any of the other PaS approaches in the literature. The notion of pattern is extended to Temporal Numeric Planning by Cardellini and Giunchiglia [12], where a pattern is defined as a finite sequence of snap actions representing durative actions’ starts and ends. In this case, its purpose is to suggest both a casual and interleaving order between durative actions’ starts and ends. Introducing ICEs, we also need to account for the causal and interleaving order between action/plan-ICEs. In Section 3.2.1, we formally define a pattern in the case of Temporal Numeric Planning with ICEs. In Section 3.2.2 we show how a pattern can be computed.

3.2.1. Pattern Definition

Let $\Pi = \langle X, A, I, G, C, E \rangle$ be a planning task. A *pattern* $\prec = h_1; \dots; h_k$, with length $k \geq 0$, is a finite sequence of *happenings* of Π . A happening h is a tuple $\langle \text{cond}(h), \text{eff}(h) \rangle$ where $\text{cond}(h)$ is a (possibly empty) set of propositional or numeric conditions and $\text{eff}(h)$ is a (possibly empty) set of propositional or numeric effects. Intuitively, we can model: (i) an IC $c = \langle \tau^+, \tau^-, \text{cond}(c) \rangle$ into a happening h with $\text{cond}(h) = \text{cond}(c)$ and $\text{eff}(h) = \emptyset$,

and (ii) an IE $e = \langle \tau, \text{eff}(e) \rangle$ into a happening h' with $\text{cond}(h') = \emptyset$ and $\text{eff}(h') = \text{eff}(e)$.

A happening could correspond to multiple IC and IE with the same conditions and effects, respectively. For these reasons, we perform the following two initial steps, which do not affect the generality of our approach:

1. Whenever in $\text{icond}(\Pi)$ there are two distinct ICs $c_1 = \langle \tau_1^\perp, \tau_1^\perp, \text{icond}(c_1) \rangle$ and $c_2 = \langle \tau_2^\perp, \tau_2^\perp, \text{icond}(c_2) \rangle$ with $\tau_1^\perp = \tau_2^\perp$, $\tau_1^\perp = \tau_2^\perp$, and $\text{icond}(c_1) = \text{icond}(c_2)$, we break the identity by adding to the conditions of one of the two ICs an always satisfied condition, like $k = k$ for some $k \in \mathbb{Q}$.
2. Whenever in $\text{ieff}(\Pi)$ there are two distinct IEs $e_1 = \langle \tau_1, \text{eff}(e_1) \rangle$ and $e_2 = \langle \tau_2, \text{eff}(e_2) \rangle$ with $\tau_1 = \tau_2$ and $\text{eff}(e_1) = \text{eff}(e_2)$, we break the identity by changing an effect $x := \psi$ in one of the two IEs with the equivalent $x := \psi + k - k$, for some $k \in \mathbb{Q}$.

With this disambiguation, given a happening h , in the following we will denote with $h = e$ if h has the same effects of the IE e and with $h = c$ if h has the same conditions of the IC c . We will also say that $h \in \text{icond}(\Pi)$ (resp. $h \in \text{ieff}(\Pi)$) if there is a $c \in \text{icond}(\Pi)$ (resp. $e \in \text{ieff}(\Pi)$) such that $h = c$ (resp. $h = e$) and we naturally extend this to set operations. A pattern $\prec = h_1; \dots; h_k$ thus intuitively represents the expected interleave of plan/action-ICs and plan/action-IEs.

We remember that, by construction, in Sec 2, we assumed to always have at least one IC or IE both at the start and at the end of b . Thus, slightly abusing notation, we will denote a happening h in a pattern which represent the start or end of an action b as $h = b^\perp$ or $h = b^\perp$, respectively.

A pattern is arbitrary, allowing for multiple occurrences of the same happening, even consecutively. Though the pattern can contain multiple occurrences of the same happening h , such occurrences will be treated as different copies of h , allowing us to treat each happening occurrence in the pattern as a variable in our encoding, simplifying the notation and the presentation. For this reason, for each copy of the same happening h in the pattern, we can replace it with a distinct copy h' , disambiguating each copy as previously discussed. We can therefore take the happenings in the pattern to be the action variables in our encoding, and we can assume that a happening $h_i = b^\perp / h_i = b^\perp$ starts/ends exactly one durative action in A .

We say that a pattern $\prec = h_1; \dots; h_k$ is *complete* iff (i) for each $c \in \text{icond}(\Pi)$ (Eq. 1) there is at least one $i \in [1, k]$ such that $h_i = c$, and (ii) for

each $e \in \text{ieff}(\Pi)$ (Eq. 2) there is at least one $i \in [1, k]$ such that $h_i = e$.

In the SPP approach for temporal numeric planning without ICES [12], a pattern was defined as a finite sequence of durative actions' start and ends. This is because, without ICES, conditions can be imposed and effects can be executed only at the start and at the end of actions and thus, what we now call happenings, coincide exactly with durative actions' start and ends.

3.2.2. Pattern Computation

We now illustrate how to compute a pattern. In Cardellini et al. [13], for Numeric Planning, the pattern was computed using the *Asymptotic Relaxed Planning Graph (ARPG)*, firstly introduced by Scala et al. [41]. In this paper, we show how the ARPG can be employed also for Temporal Numeric Planning with ICES.

Relaxed State. Let $\Pi = \langle X, A, I, G, C, E \rangle$ be a planning task with $X = \langle V_B, V_N \rangle$. A *relaxed state* \hat{S} is a function mapping each propositional variable $v \in V_B$ to a subset of $\{\perp, \top\}$ and each numeric variable $x \in V_N$ to an interval $[\underline{x}, \bar{x}]$ with $\underline{x} \in \mathbb{Q} \cup \{-\infty\}$, $\bar{x} \in \mathbb{Q} \cup \{+\infty\}$, $\underline{x} \leq \bar{x}$. Intuitively, the set associated to each variable represents the values it can assume in the relaxed state. A relaxed state \hat{S} can be extended to linear numeric expressions ψ by defining $\hat{S}(\psi)$ according to Moore's Interval Analysis [34]: for $x, y \in V_N$, $c \in \mathbb{Q}$, $\hat{S}(x) = [\underline{x}, \bar{x}]$ and $\hat{S}(y) = [\underline{y}, \bar{y}]$, we define:

$$\begin{aligned} \hat{S}(c) &= [c, c], & \hat{S}(x + c) &= [\underline{x} + c, \bar{x} + c], \\ \hat{S}(x + y) &= [\underline{x} + \underline{y}, \bar{x} + \bar{y}], & \hat{S}(x - y) &= [\underline{x} - \bar{y}, \bar{x} - \underline{y}], \\ \hat{S}(cx) &= [\min(c\underline{x}, c\bar{x}), \max(c\underline{x}, c\bar{x})]. \end{aligned}$$

The *convex union* of two intervals $[\underline{x}, \bar{x}]$ and $[\underline{y}, \bar{y}]$ is denoted and computed as $[\underline{x}, \bar{x}] \sqcup [\underline{y}, \bar{y}] = [\min(\underline{x}, \underline{y}), \max(\bar{x}, \bar{y})]$. The *convex union of two relaxed states* \hat{S}_1 and \hat{S}_2 is the relaxed state $\hat{S} = \hat{S}_1 \sqcup \hat{S}_2$ such that

1. for each $v \in V_B$, $\hat{S}(v) = \hat{S}_1(v) \cup \hat{S}_2(v)$, and
2. for each $x \in V_n$, $\hat{S}(x) = \hat{S}_1(x) \sqcup \hat{S}_2(x)$.

Consider a relaxed state \hat{S} . We say that \hat{S} *satisfies*

1. a *propositional condition* $v = \top$ if $\top \in \hat{S}(v)$, and $v = \perp$ if $\perp \in \hat{S}(v)$,
2. a *numeric condition* $\psi \geq 0$ if $\hat{S}(\psi) = [\underline{\psi}, \bar{\psi}]$ and $\bar{\psi} \geq 0$.

If \hat{S} satisfies all the conditions in a set Γ , then \hat{S} satisfies Γ , written $\hat{S} \models \Gamma$,

Executing a Sequence of Snap Actions in a Relaxed State. Consider a single snap action $a = \langle \text{pre}(a), \text{eff}(a) \rangle$ and a relaxed state \hat{S} . In order to define what is the relaxed state resulting from the execution of an action a in a relaxed state, we consider the special case in which, for each numeric effect $x := \psi \in \text{eff}(a)$, either ψ does not contain any variable assigned by an action in A or ψ is expressed as $(x + \varphi)$, with φ a linear expression over X . Such an assumption is not a restriction, since [41]

$$\psi = \sum_{y \in V_N} k_y y + k = x + \varphi \quad \text{with} \quad \varphi = \sum_{y \in V_N, y \neq x} k_y y + (k_x - 1)x + k.$$

Consider a relaxed state \hat{S} . An action a is *executable* (or *applicable*) in \hat{S} if \hat{S} satisfies the preconditions of a . The result of executing a in \hat{S} is the relaxed state $\hat{S}' = \text{res}(\hat{S}, a)$ such that:

1. \hat{S}' is undefined if $\hat{S} \not\models \text{pre}(a)$.
2. For each propositional variable $v \in X$, (i) if $v := \top \in \text{eff}(a)$, then $\hat{S}'(v) = \hat{S}(v) \cup \{\top\}$ (ii) if $v := \perp \in \text{eff}(a)$, then $\hat{S}'(v) = \hat{S}(v) \cup \{\perp\}$ and (iii) $\hat{S}'(v) = \hat{S}(v)$ otherwise.
3. For each numeric variable x with $x := \psi \in \text{eff}(a)$,

- (a) if ψ does not contain a variable assigned by an action in A , then

$$\hat{S}'(x) = \hat{S}(x) \sqcup \hat{S}(\psi), \tag{8}$$

- (b) otherwise, if $\psi = x + \varphi$, then $\hat{S}'(x) = [\underline{x}', \overline{x}']$, where, given $\hat{S}(x) = [\underline{x}, \overline{x}]$ and $\hat{S}(\varphi) = [\underline{\varphi}, \overline{\varphi}]$,

$$\underline{x}' = \begin{cases} -\infty & \text{if } \underline{\varphi} < 0, \\ \underline{x} & \text{otherwise,} \end{cases} \quad \overline{x}' = \begin{cases} +\infty & \text{if } \overline{\varphi} > 0, \\ \overline{x} & \text{otherwise.} \end{cases}$$

- (c) For each numeric variable x not assigned by a , $\hat{S}'(x) = \hat{S}(x)$.

Finally, let A be a set of snap actions. The *parallel execution* of the actions in A results in the relaxed state

$$\hat{S}' = \text{res}(\hat{S}, A) = \bigsqcup_{a \in A} \text{res}(\hat{S}, a).$$

Let $A_1; \dots; A_k$ be a sequence of snap actions' set. Applying the sequence from an initial relaxed state \hat{S}_0 induces a $k + 1$ -long sequence $\hat{S}_0; \hat{S}_1; \dots; \hat{S}_k$ such that $\hat{S}_i = \text{res}(\hat{S}_{i-1}, A_i)$ for $i \in \{1, 2, \dots, k\}$. Thus, the resulting state applying the sequence to \hat{S}_0 is \hat{S}_k , i.e., $\text{res}(\hat{S}_0, A_1; \dots; A_k) = \hat{S}_k$.

Compilation of Durative Actions into Snap Actions. Let $\Pi = \langle X, A, I, G, C, E \rangle$ be a planning task. Before computing the ARPG, we first compile the planning task Π in a planning task $\text{SNAP}(\Pi)$, denoted as the *snap planning task* of Π . Intuitively, the compilation to $\text{SNAP}(\Pi)$ transforms all ICs and IEs in snap (instantaneous) actions, removing the temporal aspects from the planning task, allowing us to make use of the ARPG computation already used by Cardellini et al. [13] and Scala et al. [42].

For each durative action $b = \langle \text{icond}(b), \text{ieff}(b), [L, U] \rangle \in A$, we can construct a set of *timed happenings* of b . A timed happening is a tuple $\langle t^+, t^-, h \rangle$ with $t^+, t^- \in \mathbb{Q}^{>0}$ absolute times and h a happening. Intuitively, the set can be constructed as if b lasted L (Eq. 5), i.e.,

$$\begin{aligned} TH^b = & \{ \langle \tau^+[0, L], \tau^-[0, L], \langle \text{cond}(c), \emptyset \rangle \rangle \mid c = \langle \tau^+, \tau^-, \text{cond}(c) \rangle \in \text{icond}(b) \} \\ & \cup \{ \langle \tau[0, L], \tau[0, L], \langle \emptyset, \text{eff}(e) \rangle \rangle \mid e = \langle \tau, \text{eff}(e) \rangle \in \text{ieff}(b) \}. \end{aligned} \quad (9)$$

From the set TH^b , we perform the following operations:

1. Firstly, for each pair of timed happenings of b scheduled at the same time, i.e., $\langle t, t, \langle \text{cond}(h_1), \emptyset \rangle \rangle$ and $\langle t, t, \langle \emptyset, \text{eff}(h_2) \rangle \rangle$, we modify the latter to be $\langle t, t, \langle \text{cond}(h_1), \text{eff}(h_2) \rangle \rangle$. In this way, the happening associated to an IE at time t can be applied only if the happening of the IC at time t is also applied;
2. Then, from the modified TH^b we construct a sequence of pairwise disjoint set of combined timed happenings $TH_1^b; \dots; TH_p^b$, such that $\bigcup_{i=1}^p TH_i^b = TH^b$, obtained by partitioning the set TH^b into subsets where, for each TH_i^b , each $\langle t^+, t^-, h \rangle \in TH_i^b$ has the same¹¹ t^+ and order the sets by t^+ into the sequence $TH_1^b; \dots; TH_p^b$;
3. Finally, from the sequence $TH_1^b; \dots; TH_p^b$ we obtain the sequence of set of happenings $H_1^b; \dots; H_p^b$ – denoted as $\text{AICESEQ}(b)$, for *action ICES* – by *projection*, i.e., $H_i^b = \{h \mid \langle t^+, t^-, h \rangle \in TH_i^b\}$.

¹¹In a single set TH_i^b we thus have the ICs of b with the same t^+ but with different t^- .

Let $\Pi = \langle X, A, I, G, C, E \rangle$ be a planning task. The planning task $\text{SNAP}(\Pi)$ is then $\langle X_s, A_s, I_s, G_s, \emptyset, \emptyset \rangle$ where:

1. X_s contains the variables of X , adding
 - (a) a propositional variable $\text{exec}(h)$ for each ICE $h \in \text{icond}(\Pi) \cup \text{ieff}(\Pi)$, and
 - (b) a numeric variable time .
2. The set of snap actions A_s is constructed as follows:
 - (a) Let $\text{AICESEQ}(b) = H_1^b; \dots; H_p^b$ be the sequence of sets of happenings of action b , as discussed previously. We can construct the set of snap actions $A_s^{\text{AICESEQ}(b)}$ as the union of the sets, for $i \in [1, p]$,

$$\{\langle \text{cond}(h) \cup \text{Exec}(H_{i-1}^b), \text{eff}(h) \cup \{\text{exec}(h)\} \rangle \mid h \in H_i^b\}, \quad (10)$$

where $H_0^b = \emptyset$, and $\text{Exec}(H_{i-1}^b)$ is the abbreviation for

$$\text{Exec}(H_{i-1}^b) = \{\text{exec}(h) \mid h \in H_{i-1}^b\}.$$

Intuitively, $A_s^{\text{AICESEQ}(b)}$ contains one snap action for each ICE of b , with the same conditions and effects, and where the variables $\text{exec}(\cdot)$ impose the order given by $\text{AICESEQ}(b)$;

- (b) Let M be an integer, larger than the maximum offset of the ICEs in $C \cup E$, we can construct the set of actions A_s^M as

$$A_s^M = \{\langle \{\text{time} = i - 1\}, \{\text{time} := i\} \rangle \mid i \in [1, M]\}. \quad (11)$$

Intuitively, in the relaxed initial state \hat{I}_s we will have $\hat{I}_s(\text{time}) = [0, 0]$ and each action in A_s^M will "move the time forward", with the convex union of Eq. 8, increasing the interval of $\hat{I}_s(\text{time})$;

- (c) We denote as $A_s^{C,E}$ the set containing, for each IC $c = \langle \tau^\perp, \tau^\perp, \text{cond}(c) \rangle \in C$ and each IE $e = \langle \tau, \text{eff}(e) \rangle \in E$, the snap actions

$$\begin{aligned} &\langle \text{cond}(c) \cup \{\text{time} = \tau^\perp[0, M]\}, \{\text{exec}(c)\} \rangle, \\ &\langle \{\text{time} = \tau[0, M]\}, \{\text{exec}(e)\} \cup \text{eff}(e) \rangle, \end{aligned} \quad (12)$$

respectively, where M is the value described at the previous item. Intuitively, the set $A_s^{C,E}$ contains, for each plan-IC and plan-IE,

an associated snap action with the same conditions and effects, executable only if the variable **time** has reached the value of time associated to the plan-IC or plan-IE, as if the plan lasted M . The **exec**(\cdot) variable signals the IC or IE has been satisfied or executed.

Then the action in A_s are

$$A_s = \bigcup_{b \in A} A_s^{\text{AICESeq}(b)} \cup A_s^M \cup A_s^{C,E}. \quad (13)$$

3. s_s is the initial state I extended to have $I_s(\text{time}) = 0$.

4. G_s is the set

$$G_s = G \cup \{\text{exec}(h) \mid h \in C \cup E\}, \quad (14)$$

ensuring that all the plan-ICs and plan-IEs have been satisfied and executed in the goal state.

5. There are no plan-ICs and plan-IEs.

To compute¹² the resulting relaxed state when different actions have *interfering numeric effects* (e.g., $x := \psi$ and $y := \psi'$ with y in ψ and x in ψ') Scala et al. [41] introduced a compilation of an action to its *supporters*. Let a be an action, the set of supporters of a is the set of actions

$$\begin{aligned} \text{SUP}(a) = & \{ \langle \text{pre}(a) \cup \{x < \psi\}, \{x := \psi\} \rangle \mid x := \psi \in \text{eff}(a) \} \\ & \cup \{ \langle \text{pre}(a) \cup \{x > \psi\}, \{x := \psi\} \rangle \mid x := \psi \in \text{eff}(a) \} \\ & \cup \{ \langle \text{pre}(a), \{x := \top \in \text{eff}(a)\} \cup \{x := \perp \in \text{eff}(a)\} \rangle \}. \end{aligned}$$

Intuitively, for each action and for each effect $x := \psi \in \text{eff}(a)$ we split the action in two: one in the case $x < \psi$ and one in the case $x > \psi$. We also add a supporter containing all the propositional effects of a . If $a' \in \text{SUP}(a)$, we denote by $\text{SACT}(a')$ the action a . If A is a set of actions, then $\text{SUP}(A) = \bigcup_{a \in A} \text{SUP}(a)$.

¹²See [2, 41] for an analysis of why supporters are necessary when computing the ARPG.

Algorithm 1 COMPUTESNAPARPG.

Input: the planning task $\Pi = \langle X, A, I, G, C, E \rangle$.Output: an Asymptotic Relaxed Planning Graph (ARPG).

```
1: function COMPUTESNAPARPG( $\Pi$ )
2:   ARPG  $\leftarrow \epsilon$ 
3:    $\langle X_s, A_s, I_s, G_s, \emptyset, \emptyset \rangle \leftarrow \text{SNAP}(\Pi)$ 
4:    $A_{\text{left}} \leftarrow \text{SUP}(A_s)$ 
5:    $\hat{S} \leftarrow \text{RELAX}(I)$ 
6:   while TRUE do
7:      $A_{\text{layer}} \leftarrow \{a \mid a \in A_{\text{left}}, \hat{S} \models \text{pre}(a)\}$ 
8:     if  $A_{\text{layer}} = \emptyset$  then
9:       return ARPG
10:     $A'_{\text{layer}} \leftarrow \{\text{SACT}(a) \mid a \in A_{\text{layer}}\} \setminus \{\text{SACT}(a) \mid a \in \text{SUP}(A_s) \setminus A_{\text{left}}\}$ 
11:    ARPG  $\leftarrow$  ARPG;  $A'_{\text{layer}}$ 
12:     $\hat{S} \leftarrow \text{res}(\hat{S}, A_{\text{layer}})$ 
13:     $A_{\text{left}} \leftarrow A_{\text{left}} \setminus A_{\text{layer}}$ 
```

ARPG computation for Temporal Planning. Let $\Pi = \langle X, A, I, G, C, E \rangle$ be a planning task. We now show how to compute an *Asymptotic Relaxed Planning Graph (ARPG)* for Π . Formally, an ARPG is a sequence of *layers* $A_1; \dots; A_l$ of length l . A layer is a set of snap actions. Intuitively, an ARPG provides a partial causal order between snap actions, suggesting that an action in layer A_p must happen before a action in layer A_q , if $p < q$. The ARPG for a temporal planning task Π can thus be constructed from $\text{SNAP}(\Pi)$, as showed in Algorithm 1:

1. Firstly, we initialize (i) the ARPG as the empty sequence ϵ , (ii) we compile Π in $\text{SNAP}(\Pi)$, (iii) we denote as A_{left} all the supporters of A_s , and (iv) we initialize \hat{S} as the relaxation of I .
2. Then, in Line 7 we denote as A_{layer} all the (supporter) snap actions in A_s which are applicable in the relaxed state \hat{S} .
3. If the layer is not empty, we move to Line 10, (i) adding to the ARPG the layer containing all the actions of the supporters in A_{layer} which have not been inserted before in the ARPG, (ii) updating the state \hat{S} , (iii) removing the used actions in A_{layer} from A_{left} , and then starting again from Line 7 and the point above.

4. If instead, in Line 8, A_{layer} is empty, it means that either (i) we have no more actions in A_s or (ii) none of them are applicable in \hat{S} . Thus, we end the algorithm and return the ARPG.

One of the properties of the ARPG for numeric planning, is that if, the final relaxed state induced by the ARPG doesn't satisfy the goal, then it doesn't exist a valid plan for the planning task. We will prove that this is also true, in some cases, for temporal numeric planning with ICES. To explain in which cases this property holds, we introduce the concept of *well-orderability*. Let $b = \langle \text{icond}(b), \text{ieff}(b), [L, U] \rangle$ be a durative action. An action b is *well-orderable* if (i) the duration is fixed, i.e., $L = U$, or (ii) we have that $\max(K_b^{\text{START}}) + \max(K_b^{\text{END}}) < L$, with K_b^{START} and K_b^{END} defined as

$$\begin{aligned}
K_b^{\text{START}} = & \{k \mid \langle \tau^\perp, \text{START} + k, \text{cond}(c) \rangle \in \text{icond}(b) \} \\
& \cup \{k \mid \langle \text{START} + k, \tau^\perp, \text{cond}(c) \rangle \in \text{icond}(b) \} \\
& \cup \{k \mid \langle \text{START} + k, \text{eff}(e) \rangle \in \text{ieff}(b) \}, \\
K_b^{\text{END}} = & \{k \mid \langle \tau^\perp, \text{END} - k, \text{cond}(c) \rangle \in \text{icond}(b) \} \\
& \cup \{k \mid \langle \text{END} - k, \tau^\perp, \text{cond}(c) \rangle \in \text{icond}(b) \} \\
& \cup \{k \mid \langle \text{END} - k, \text{eff}(e) \rangle \in \text{ieff}(b) \},
\end{aligned} \tag{15}$$

i.e., the sets of the offsets of the happenings of b with time relative from the start and end, respectively. Intuitively, a durative action is well-orderable if the order of its ICES is independent of its duration.

Let $\Pi = \langle X, A, I, G, C, E \rangle$ be a planning task. We denote by K_Π^{ALPHA} and K_Π^{OMEGA} the set of the offsets of $C \cup E$ such that:

$$\begin{aligned}
K_\Pi^{\text{ALPHA}} = & \{k \mid \langle \tau^\perp, \text{ALPHA} + k, \text{cond}(c) \rangle \in C \} \\
& \cup \{k \mid \langle k, \tau^\perp, \text{cond}(c) \rangle \in C \} \\
& \cup \{k \mid \langle \text{ALPHA} + k, \text{eff}(e) \rangle \in E \}, \\
K_\Pi^{\text{OMEGA}} = & \{k \mid \langle \tau^\perp, \text{OMEGA} - k, \text{cond}(c) \rangle \in C \} \\
& \cup \{k \mid \langle \text{OMEGA} - k, \tau^\perp, \text{cond}(c) \rangle \in C \} \\
& \cup \{k \mid \langle \text{OMEGA} - k, \text{eff}(e) \rangle \in E \}.
\end{aligned}$$

A planning task Π is *well-orderable* if both (i) all durative actions in A are well-orderable, and (ii) either $K_\Pi^{\text{ALPHA}} = \emptyset$ or $K_\Pi^{\text{OMEGA}} = \emptyset$. Intuitively, condition (ii) guarantee that, in any plan, the order of plan-ICs in C and plan-IEs in E is independent of the length of the plan.

Theorem 1. *Let Π be a well-orderable planning task. If it doesn't exist a valid plan for $\text{SNAP}(\Pi)$, then it doesn't exist one for Π .*

Proof. Let $\text{SNAP}(\Pi) = \langle X_s, A_s, I_s, G_s, \emptyset, \emptyset \rangle$. For contrapositive, we prove that if a valid plan for Π exists, then there exists a valid plan for $\text{SNAP}(\Pi)$. Let π be a valid plan for Π . From π we can construct a plan π_s for $\text{SNAP}(\Pi)$ as

$$\pi_s = \{ \langle t^+, a_c \rangle \mid \langle t^+, t^-, c \rangle \in \text{icond}(\pi) \} \cup \{ \langle t, a_e \rangle \mid \langle t, e \rangle \in \text{ieff}(\pi) \}$$

where $\text{icond}(\pi)$ and $\text{ieff}(\pi)$ are the set described in Eqs. 3 and 4 and a_c and a_e are the snap actions in A_s of $\text{SNAP}(\Pi)$ corresponding to the happening c and e respectively, according to Eqs. 10. It is clear, by construction and since π is a valid plan for Π , that the sequences of states $I(\pi)$ and $\hat{I}_s(\pi_s)$ coincide, if we remove from each state in $\hat{I}_s(\pi_s)$ the additional **exec**(\cdot) and **time** variables in X_s . We now prove that π_s is a valid plan for $\text{SNAP}(\Pi)$:

1. *initial condition*: By construction of I_s .
2. *goal condition*: Recalling Eq. 14, the goal G_s is composed of (i) the original goal G of Π , and (ii) the goal $\{\text{exec}(h) \mid h \in C \cup E\}$. The first part is respected by construction of π_s . The second part of the goal is respected because (i) each IC in C is satisfied by the states in $I(\pi)$, and thus, by construction, is respected¹³ by $I(\pi_s)$, (ii) each plan-IE in E is present in $\text{ieff}(\pi)$ and thus is in π_s by construction, and (iii) being Π well-orderable, the order of the plan-ICs and plan-IEs' in π corresponds with the order of the associated actions A_s^M in π_s , since M is larger than the maximum offset of the ICes in $C \cup E$, and having that either $K_\Pi^{\text{ALPHA}} = \emptyset$ or $K_\Pi^{\text{OMEGA}} = \emptyset$. Thus, by all the **exec**(h) with $h \in C \cup E$ must be respected in G_s .
3. *intermediate conditions*: For each $c \in \text{icond}(\Pi)$ we have a snap action $a_c \in A_s$ (Eqs. 10 and 12) where $\text{pre}(a_c) = \text{cond}(c) \cup \Gamma_c$. The conditions in $\text{cond}(c)$ are respected by construction of π_s . Γ_c can either (i) concern the variable **time** if c is a plan-IC or (ii) concern some variables **exec**(\cdot) if c is an action-IC. The case (i) was already covered by the previous item. For case (ii), by hypothesis, Π is well-orderable, i.e., for each action $b \in \Pi$ the order of happenings in $\text{AICESEQ}(b)$ and the ordering of the corresponding actions in π_s coincides. The order causes the satisfaction of the added conditions concerning **exec**(\cdot).

¹³Notice that while in π an IC $\langle t^+, t^-, \text{cond}(c) \rangle$ must respect $\text{cond}(c)$ from t^+ to t^- (extrema included), in π_s we have to respect it only on t^+ .

4. *self-overlapping* and ϵ -*separation*: by construction of π_s , being π valid for Π and being all the actions in A_s instantaneous. \square

Corollary 1. *Let $\Pi = \langle X, I, A, G, C, E \rangle$ be a well-ordered task, $\hat{S} = \text{RELAX}(I)$ and $\text{ARPG} = \text{COMPUTESNAPARPG}(\Pi)$. If $\text{res}(\hat{S}, \text{ARPG}) \not\models G$ then it doesn't exist a valid plan for Π .*

Proof. The procedure $\text{COMPUTESNAPARPG}(\Pi)$ in Alg. 1 corresponds to constructing an ARPG for Π_s . It was already proved by Scala et al. [41] that if the final relaxed state induced by an ARPG doesn't satisfy the goal, then it doesn't exist a valid plan for Π_s . Since it doesn't exist a plan for Π_s , it doesn't exist a valid plan for Π (Thm. 1). \square

From an ARPG to a Pattern. Let $\Pi = \langle X, A, I, G, C, E \rangle$ be a planning task. The ARPG obtained from the procedure $\text{COMPUTESNAPARPG}(\Pi)$ is a sequence of layers $A_1; \dots; A_l$ of length l , where each A_i contains actions of $\text{SNAP}(\Pi)$. From this sequence, we obtain a sequence of sets of happenings of Π , i.e., $H_1; \dots; H_l$, by swapping each snap action with its originating happening in Eqs. 10 and 13 and not considering the snap actions in A_s^M (Eq. 11). A pattern $\prec = h_1; \dots; h_k$ is then obtained from $H_1; \dots; H_l$ by *linearization*, i.e., constructing \prec such that for each pair of happenings $h_i \neq h_j$ in \prec , h_i comes before h_j in \prec (i) if $h_i \in H_p$ and $h_j \in H_q$ with $1 \leq p < q \leq l$, else (ii) if both $h_i, h_j \in H_p$ with $p \in [1, l]$, if h_i is an IC and h_j is an IE¹⁴. All other ties are break arbitrarily, e.g., lexicographically.

Let $H_1; \dots; H_l$ be a sequence of set of happenings obtained by the ARPG constructed by $\text{COMPUTESNAPARPG}(\Pi)$. Let

$$H_{\text{left}} = (\text{icond}(\Pi) \cup \text{ieff}(\Pi)) \setminus \bigcup_{i=1}^l H_i$$

be the set of happenings of Π which do not appear in $H_1; \dots; H_l$. We now analyse the completeness of the pattern obtained from linearization:

1. If H_{left} is empty, then \prec is complete, by definition.
2. Otherwise, we consider whether Π is well-orderable or not:

¹⁴By the semantic, we know that, if scheduled at the same time, conditions must be checked before effects are applied; thus it doesn't make sense to have IES before ICs in \prec if there is a possibility they are executed at the same time, e.g., they are of the same action.

- (a) If H_{left} is not empty and Π is well-orderable, let $h \in H_{\text{left}}$ and let $a_h = \langle \text{pre}(a_h), \text{eff}(a_h) \rangle$ be the snap action in $\text{SNAP}(\Pi)$ obtained from h (Eq. 10). Since a_h has not been included in the ARPG, it means that it doesn't exist a plan π_s of $\text{SNAP}(\Pi)$ that can satisfy, in the final state, $\text{pre}(a_h)$. Thus, due to Thm. 1, it doesn't exist a valid plan π of Π that contains the happening h . Thus, even if \prec doesn't contain the happenings in H_{left} , and thus incomplete for Π , we will still consider it complete, by removing from Π all actions containing the happenings in H_{left} .
- (b) If H_{left} is not empty and Π is not well-orderable, then we cannot rely on Thm. 1 and Cor. 1. In fact, if in Line 7 of the procedure $\text{COMPUTESNAPARPG}(\Pi)$ we have $A_{\text{layer}} = \emptyset$ it could be that none of the actions left in A_{left} are applicable due either to the **exec** variables, i.e., the order imposed by $\text{AICESEQ}(b)$ for some $b \in A$ or the **time** variable. Thus, to obtain a complete pattern, we have to linearize $H_1; \dots; H_I; H_{\text{left}}$, which contains all the happenings of Π by construction.

3.2.3. Pattern in the Motivating Example

Let $\Pi = \langle X, A, I, G, C, E \rangle$ be the motivating example planning task. All the actions in A are well-orderable because they all have a fixed duration. Even if the duration was not fixed in $[L, U]$, we would have that, for each action b of the motivating example $K_b^{\text{END}} = \{0\}$, and thus $\max(K_b^{\text{START}}) < L$ by definition. The planning task Π is thus well-orderable because all the actions are well-orderable and $K_\Pi^{\text{OMEGA}} = \emptyset$.

Let b be an action, we denote with $b[\tau^+, \tau^-]$ the happening associated with the IC $\langle \tau^+, \tau^-, \text{cond}(c) \rangle \in \text{icond}(b)$ and with $b[\tau]$ the happening associated with the IE $\langle \tau, \text{eff}(e) \rangle \in \text{ieff}(b)$. For brevity, we abbreviate **START** with **S**, **END**, with **E**, **ALPHA** with **A**, and **OMEGA** with **O**. For example, the action $b = \text{move}(\text{blue}, 03-23)$ has the sequence $\text{AICESEQ}(b)$ equal to

$$\{b[\text{S}, \text{S}]; b[\text{S}]\}; \{b[\text{S} + 5]\}; \{b[\text{S} + 10]\}; \dots; \{b[\text{S} + 25]\}; \{b[\text{E}]\}.$$

The happenings $b[\text{S}, \text{S}]$ and $b[\text{S}]$ have the same condition, being part of the same set H_1^b . The snap actions in A_s associated with the happenings $b[\text{S}, \text{S}]$ and $b[\text{S}]$ have, in their effects $\text{exec}(b[\text{S}, \text{S}]) := \top$ and $\text{exec}(b[\text{S}]) := \top$, respectively. The snap action in A_s associated with $b[\text{S} + 5]$ has the condition $\{\text{exec}(b[\text{S}, \text{S}]) = \top, \text{exec}(b[\text{S}]) = \top\}$ to impose the order of $\text{AICESEQ}(b)$.

time = 5 E[A+5]	time = 6 move(b,03-21) S,S move(b,03-23) S,S move(b,03-21) S move(b,03-23) S	time = 7 move(b,03-21) S+5 move(b,03-23) S+5	time = 8 move(b,03-21) S+10 move(b,03-23) S+10
time = 9 move(b,03-21) S+15 move(b,03-23) S+15	time = 10 move(b,03-21) S+20 move(b,03-23) S+20	time = 11 move(b,03-21) S+25 move(b,03-23) S+25	time = 12 move(b,03-21) E move(b,03-23) E
time = 13 stop(b,21,I) S,S stop(b,23,III) S,S stop(b,21,I) S stop(b,23,III) S	time = 14 stop(b,21,I) E stop(b,23,III) E	time = 30 C[A+30,A+50] E[A+30]	time = 31 depart(r,II,22-02) S,S depart(r,II,22-02) S
time = 32 move(r,22-02) S,S move(r,22-02) S	time = 33 depart(r,II,22-02) S+2 ϵ ,S+2 ϵ move(r,22-02) S+5	time = 34 depart(r,II,22-02) E move(r,22-02) S+10	time = 35 move(b,03-22) S,S move(r,22-02) S+15 move(b,03-22) S
time = 36 move(b,03-22) S+5 move(r,22-02) S+20	time = 37 move(b,03-22) S+10 move(r,22-02) E	time = 38 exit(r,22-02) S,S move(b,03-22) S+15 exit(r,22-02) S	time = 39 move(b,03-22) S+20
time = 40 move(b,03-22) S+25	time = 41 move(b,03-22) S+30	time = 42 move(b,03-22) S+35	time = 43 move(b,03-22) E
time = 44 stop(b,22,II) S,S stop(b,22,II) S	time = 45 stop(b,22,II) E	time = 100 E[A+100]	time = 101 depart(b,I,21-02) S,S depart(b,I,21-02) S depart(b,II,22-02) S,S depart(b,II,22-02) S depart(b,III,23-02) S,S depart(b,III,23-02) S
time = 102 move(b,21-02) S,S move(b,22-02) S,S move(b,23-02) S,S move(b,21-02) S move(b,22-02) S move(b,23-02) S	time = 103 depart(b,I,21-02) S+2 ϵ ,S+2 ϵ depart(b,II,22-02) S+2 ϵ ,S+2 ϵ depart(b,III,23-02) S+2 ϵ ,S+2 ϵ move(b,21-02) S+5 move(b,22-02) S+5 move(b,23-02) S+5	time = 104 depart(b,I,21-02) E depart(b,II,22-02) E depart(b,III,23-02) E move(b,21-02) S+10 move(b,22-02) S+10 move(b,23-02) S+10	time = 105 move(b,21-02) E move(b,22-02) S+15 move(b,23-02) S+15
time = 106 exit(b,21-02) S,S exit(b,22-02) S,S exit(b,23-02) S,S move(b,22-02) S+20 move(b,23-02) S+20 exit(b,21-02) S exit(b,22-02) S exit(b,23-02) S	time = 107 move(b,22-02) E move(b,23-02) E		

Table 1: ARPG computed for the INSTRADI motivating example. $b[\tau^\perp, \tau^\perp]$ represents the IC $c = \langle \tau^\perp, \tau^\perp, \text{cond}(c) \rangle \in \text{icond}(b)$ and $b[\tau]$ represents the IE $e = \langle \tau, \text{eff}(e) \rangle \in \text{ieff}(b)$. For space reasons, we denoted START, END and ALPHA with S,E and A respectively. We only show layers of the ARPG where there are snap actions other than the one in A_s^M making time flow.

We denote with $C[\tau^{\perp}, \tau^{\perp}]$ a plan-IC $\langle \tau^{\perp}, \tau^{\perp}, \text{cond}(c) \rangle \in C$ and with $E[\tau]$ a plan-IE $\langle \tau, \text{eff}(e) \rangle \in E$. In the motivating example, we can chose the value M to be 101 since the maximum offset of the ICes in $C \cup E$ is 100. We can thus compile, e.g., the happening $E[A + 60]$ into the snap action

$$\langle \{\mathbf{time} = 60\}, \{timetable(\mathbf{red}), \mathbf{exec}(E[A + 60])\} \rangle$$

In $\hat{S}_0 = \text{RELAX}(I)$ the only snap action applicable is $\langle \{\mathbf{time} = 0\}, \{\mathbf{time} := 1\} \rangle$ moving time forward. When \mathbf{time} 's interval becomes $[0, 5]$, then $E[A + 5]$ is applicable, i.e., the plan-IE which causes **blue** to enter the station. Thus $A_5 = \{E[A + 5], \langle \{\mathbf{time} = 5\}, \{\mathbf{time} := 6\} \rangle\}$. In $\hat{S}_6 = \text{res}(\hat{S}_5, A_5)$ we have thus $\text{inFront}(\mathbf{blue}, 03) \in \{\top, \perp\}$ and $\text{green}(03) \in \{\top, \perp\}$ caused the snap action associated with $E[A + 5]$ and $\mathbf{time} \in [0, 6]$. Table 1 shows how the ARPG computation continues. Each cell represents a layer of the ARPG. We put in the header of each cell the value of \mathbf{time} , and we skip the cells where the only snap actions applied are the one making the interval of \mathbf{time} increase. The pattern obtained by linearization is, for example, the one where the happenings in each layer of Table 1 is read from top to bottom. Notice that, in the same layer, we order ICs before IEs.

3.3. The Symbolic Pattern Planning Encoding

We now describe the SPP encoding for Temporal Numeric Planning with ICes. Let $\Pi = \langle X, A, I, G, C, E \rangle$ be a planning task and let $\prec = h_1; \dots; h_k$ be a pattern of Π , as described in Sec. 3.2.1. The *pattern-encoding* of Π using the pattern \prec is the formula

$$\Pi^{\prec} = \mathcal{I}(\mathcal{X}) \wedge \mathcal{S}^{\prec}(\mathcal{X}, \mathcal{H}^{\prec}, \mathcal{X}') \wedge \mathcal{T}^{\prec}(\mathcal{X}, \mathcal{H}^{\prec}, \mathcal{C}^{\prec}) \wedge \mathcal{G}(\mathcal{X}'), \quad (16)$$

where

1. $\mathcal{X} = X$ are¹⁵ the *current state variables* and \mathcal{X}' are the *next state variables*, which is a copy of the variables in \mathcal{X} , i.e. $\mathcal{X}' = \{v' \mid v \in \mathcal{X}\}$,
2. \mathcal{H}^{\prec} contains a variable with domain in $\mathbb{N}^{\geq 0}$ for each happening h_i in \prec , denoting how many times h_i is (possibly) repeated (i.e., rolled),
3. \mathcal{C}^{\prec} contains the *clock* information, i.e.,

¹⁵We employ the calligraphic font to denote sets and formulae belonging to the encoding.

- (a) a variable $t_i \in \mathbb{Q}^{\geq 0}$ for each h_i in \prec , denoting the time associated to either the start of an IC or the execution of an IE,
- (b) a variable $t_i^\perp \in \mathbb{Q}^{\geq 0}$ for each IC h_i in \prec , denoting the time the IC ends,
- (c) a variable $d_i \in \mathbb{Q}^{\geq 0}$ for each $h_i = b^\perp$ in \prec , denoting the duration of the durative action b , and
- (d) a single variable $ms \in \mathbb{Q}^{\geq 0}$ denoting the make-span of the plan,

4. $\mathcal{I}(\mathcal{X})$ is the *initial state formula* over the variables in \mathcal{X} , i.e.,

$$\bigwedge_{v:I(v)=\top} v \wedge \bigwedge_{w:I(w)=\perp} \neg w \wedge \bigwedge_{x,k:I(x)=k} x = k,$$

- 5. $\mathcal{S}^\prec(\mathcal{X}, \mathcal{H}^\prec, \mathcal{X}')$ is the *causal transition relation*, characterizing the effects of the applications of the IEs and the respect of the ICs (discussed in Sec. 3.3.1),
- 6. $\mathcal{T}^\prec(\mathcal{X}, \mathcal{H}^\prec, \mathcal{C}^\prec)$ is the *temporal transition relation*, characterizing the temporal relations between the durative actions and their happenings, self-overlapping and the ϵ -separation, (discussed in Sec. 3.3.2),
- 7. $\mathcal{G}(\mathcal{X}')$ is the *goal formula* obtained as.

$$\mathcal{G}(\mathcal{X}') = \bigwedge_{v=\top \in G} v' \wedge \bigwedge_{w=\perp \in G} \neg w' \wedge \bigwedge_{\psi \geq 0 \in G} \psi' \geq 0,$$

where v' , w' and ψ' are obtained substituting in v , w and ψ , respectively, each variable in X with the corresponding one in \mathcal{X}' .

Algorithm 2 shows the SPP approach used to find a valid model for Π , taken from [11] where it was dubbed PATTY_{dc} :

1. $\text{COMPUTEPATTERN}(s, \Pi = \langle X, A, I, G, C, E \rangle)$ (i) constructs the ARPG calling the procedure $\text{COMPUTESNAPARPG}(\langle X, A, s, G, C, E \rangle)$ (i.e., where the initial state is replaced with s) as shown in Alg. 1 of Sec. 3.2.2, and (ii) performs the linearization and translations from the snap actions of the ARPG.
2. $\text{MAXSOLVE}(\Pi^{\prec f}, G, P)$ calls a MAX-SMT solver returning an assignment satisfying $\mathcal{I}(\mathcal{X}) \wedge \mathcal{S}^\prec(\mathcal{X}, \mathcal{H}^{\prec f}, \mathcal{X}') \wedge \mathcal{T}^{\prec f}(\mathcal{X}, \mathcal{H}^{\prec f}, \mathcal{C}^{\prec f})$, all the goals in P , and a maximal subset of the goals in $G \setminus P$.

Algorithm 2 SPP algorithm. Input: a temporal planning problem with ICES $\Pi = \langle X, A, I, G, C, E \rangle$. Output: a valid plan for Π .

```

1: function SPP( $\Pi$ )
2:    $\prec_g \leftarrow \epsilon, P \leftarrow \emptyset$ 
3:    $\prec_h \leftarrow \text{COMPUTEPATTERN}(I, \Pi)$ 
4:   while TRUE do
5:      $\prec_f \leftarrow \prec_g; \prec_h$ 
6:      $\mu \leftarrow \text{MAXSOLVE}(\Pi^{\prec_f}) \wedge \mathcal{G}(\mathcal{X}'), G, P$ 
7:     if  $|\text{SATG}(\mu, G)| = |G|$  then
8:       return  $\text{GETPLAN}(\mu, \prec_f)$ 
9:     else if  $|\text{SATG}(\mu, G)| > |P|$  then
10:       $\prec_g \leftarrow \text{COMPRESS}(\prec_f, \mu)$ 
11:       $P \leftarrow \text{SATG}(\mu, G)$ 
12:       $s \leftarrow \text{GETSTATE}(I, \text{GETPLAN}(\mu, \prec_f))$ 
13:       $\prec_h \leftarrow \text{COMPUTEPATTERN}(s, \Pi)$ 
14:     else
15:       $\prec_g \leftarrow \prec_f$ 

```

3. $\text{GETSTATE}(I, \pi)$ returns the state resulting from the execution of the sequence π of actions from I .
4. $\text{SATG}(\mu, G)$ returns the set of goals in G satisfied by the assignment μ .
5. $\text{COMPRESS}(\prec_f, \mu)$ returns the substring of $\prec_f = h_1; \dots; h_k$ by selecting the h_i with $\mu(h_i) > 0$ for $i \in [1, k]$. Intuitively, it returns the part of \prec_f which is "helpful" in reaching s .
6. $\text{GETPLAN}(\mu, \prec)$ returns the plan π such that (i) for each happening h_i in \prec with $\mu(h_i) > 0$ and modeling the start of a durative action b , (i.e., $h_i = b^+$), and (ii) for each $r \in \{1, \dots, \mu(h_i)\}$, i.e., each repetition of b , we have in π the timed durative action

$$\langle \mu(t_i) + (r - 1) \times (\mu(d_i) + \epsilon_b), b, \mu(d_i) \rangle,$$

where $t_i, d_i \in \mathcal{C}^<$ are the time and duration associated with h_i , and ϵ_b is as described in Eq. 7.

In the SPP procedure, before the search starts, we assign \prec_g to the empty pattern (ϵ), the set P (meant to contain the subset of goals that can be satisfied with \prec_g) to the empty set, and we compute an initial pattern \prec_h from the initial state. Then,

1. we set the pattern \prec_f used for the search to $\prec_g; \prec_h$ (Line 5) and then check whether all the goals in G are satisfied (Line 7) and,
2. if not, we check whether \prec_f allows satisfying at least one more goal (Line 9), in which case we
 - (a) set \prec_g to the value of $\text{COMPRESS}(\prec_f, \mu)$
 - (b) update the set P to the new subset of satisfied goals,
 - (c) update the intermediate state,
 - (d) recompute \prec_h from the intermediate state s using the ARPG, and
 - (e) restart the loop thereby concatenating the newly computed \prec_h at the next iteration,
3. otherwise, (Line 15) we set \prec_g to \prec_f , thereby concatenating \prec_h once more at the next iteration.

As stated in Sec 3.2, a pattern $\prec_h = h_1; \dots; h_k$ suggests a causal order between the happenings, i.e., if h_i comes before h_j in \prec_h (i.e., $i < j$), then h_i *may* cause h_j . The conditional is required here because if h_i and h_j are not in mutex, then there is no interference between h_i and h_j and thus h_j could also happen before h_i without breaking the causal relationship suggested by the pattern. If, instead, h_i and h_j are in mutex, the pattern suggests that we should impose that $t_i < t_j$. If the suggestion by the pattern is wrong and every valid plan must contain h_i after h_j (i.e., $|\text{SATG}(\mu, G)|$ is not increased), then by assigning $\prec_g \leftarrow \prec_f$ (which is equal to \prec_h , since at the beginning $\prec_g \leftarrow \epsilon$ and $\prec_f \leftarrow \prec_g; \prec_h$) in Line 15 of Alg. 2 we obtain, by the concatenation at Line 5, a pattern

$$\prec_f \leftarrow \underbrace{h_1; \dots; h_i; \dots; h_j; \dots; h_k}_{\prec_g}; \underbrace{h_{k+1} \dots; h_{k+i}; \dots; h_{k+j}; \dots; h_{2k}}_{\prec_h}$$

of length $2k$, where h_{k+i} and h_{k+j} are (distinct) copies of h_i and h_j , respectively. Thus, we can find a plan having $t_j < t_{k+i}$, i.e., h_j is before h_{k+i} which is a copy of h_i . For this reason, we have split the transition relation in two:

1. $\mathcal{S}^\prec(\mathcal{X}, \mathcal{H}^\prec, \mathcal{X}')$ considers the (state) causal relationship between the happenings of \prec .
2. $\mathcal{T}^\prec(\mathcal{X}, \mathcal{H}^\prec, \mathcal{C}^\prec)$ considers the temporal relationship between the happenings of \prec .

3.3.1. The Causal Transition Relation

Let $\Pi = \langle X, A, I, G, C, E \rangle$ be a planning task and let $\prec = h_1; \dots; h_k$ be a pattern.

Computing the Resulting State. The novelty of patterns lies in the ability to determine the value of $v \in X$ before the (possible multiple) application of each happening in \prec , solely by the initial value of v (determined by I) and the application or not of the happenings before h_i , i.e., in the subsequence $h_1; \dots; h_{i-1}$ of \prec . We proceed inductively. For each $v \in \mathcal{X}$, we initialize $\sigma_0(v) = v$ (which we remember is initialized by the initial state formula $\mathcal{I}(\mathcal{X})$). Then for each $i \in [1, k]$ we inductively define $\sigma_i(v)$ as

1. $\sigma_i(v) = (\sigma_{i-1}(v) \vee h_i > 0)$ if $v := \top \in \text{eff}(h_i)$, i.e. v is true if it was true before or h_i is executed,
2. $\sigma_i(v) = (\sigma_{i-1}(v) \wedge h_i = 0)$ if $v := \perp \in \text{eff}(h_i)$, i.e., v is true if it was true before and h_i is not executed,
3. $\sigma_i(v) = \sigma_{i-1}(v) + h_i \times \sigma_{i-1}(\psi)$ if $v += \psi \in \text{eff}(h_i)$ is a linear increment,
4. $\sigma_i(v) = \text{ITE}(h_i > 0, \sigma_{i-1}(\psi), \sigma_{i-1}(v))$ if $v := \psi \in \text{eff}(h_i)$ is not a linear increment,
5. $\sigma_i(v) = \sigma_{i-1}(v)$ otherwise.

The function $\text{ITE}(c, t, e)$, standard in SMTLIB [4], returns t or e depending on whether c is true or not. The value of $\sigma_i(\psi)$ is obtained by replacing each v appearing in ψ with $\sigma_i(v)$. Let Γ be a set of conditions, we denote with $\sigma_i(\Gamma)$ the formula

$$\sigma_i(\Gamma) = \bigwedge_{v=\top \in \Gamma} \sigma_i(v) \wedge \bigwedge_{w=\perp \in \Gamma} \neg \sigma_i(w) \wedge \bigwedge_{\psi \geq 0 \in \Gamma} \sigma_i(\psi) \geq 0.$$

Example. Let $h_1 = \langle \{v = \top\}, \{v := \perp, x += 1\} \rangle$, $h_2 = \langle \{v = \perp, x > 4\}, \{x := 5, v := \top\} \rangle$, $h_3 = \langle \{x > 5\}, \{x -= 4\} \rangle$ and let $\prec = h_1; h_2; h_3$, then

$$\begin{aligned} \sigma_3(v) &= (v \wedge h_1 = 0) \vee h_2 > 0, \\ \sigma_3(x) &= \text{ITE}(h_2 > 0, x + h_1, 5) - 4h_3. \end{aligned}$$

The first row can be read as "after h_3 , v is true if either (i) v was true in I and h_1 is not executed, or (ii) h_2 is executed".

Intermediate Conditions and Rolling. Let $b = \langle \text{icond}(b), \text{ieff}(b), [L, U] \rangle$ be a durative action. To correctly encode the rolling of b , we have to check if the ICs in $\text{icond}(b)$ hold at both the first execution of b and, also, after the (possible) following repetitions of b . It is clear that the state in which we check the ICs can depend on the order in which the IEs in $\text{ieff}(b)$ happens. In the first repetition of b , the order of the IEs is restricted by how the happenings are chosen in the pattern. In the subsequent (possible) repetitions instead, we want to have a formula that represents how the state evolves after each happening by the possible subsequent repetition of b . Thus, to construct this formula, we need to know a priori the order of the IEs of b . For this reason, we restrict rolling only to those actions which are both eligible for rolling and well-orderable. The well-orderability condition guarantees that the order given by $\text{AICESEQ}(b)$ is respected in any valid plan. Let ψ be a linear expression and let h be a happening of b . We denote by $\psi[r, b]$ the value of ψ after r repetitions of b up to the happening h in $\text{AICESEQ}(b)$. Let $\text{AICESEQ}(b) = H_1; \dots; H_p$ be the order of the happenings of b . We recall that there cannot be two IE with the same offset, i.e. in the same H_i with $i \in [1, p]$, and that b is well orderable. Thus, we can denote with $\text{AIESEQ}(b)$ the sequence of IEs of b taken from $\text{AICESEQ}(b)$ by sequencing all the IEs in the sets H_1, \dots, H_p . Let $\text{AIESEQ}(b) = h_1; \dots; h_m$ with $m \leq p$. For each x in ψ and for each h_j with $j \in \{1, \dots, m\}$ we define

$$\delta x_j = \begin{cases} \psi & \text{if } x \text{ += } \psi \in \text{eff}(h_j), \\ 0 & \text{otherwise.} \end{cases}$$

The expression $\psi[r, b]$ is obtained from ψ by substituting each x in ψ with

1. ψ' if $x := \psi' \in \text{eff}(h_j)$ in some IE h_j , or
2. otherwise with $x + (r - 1) \times \sum_{j=1}^m \delta x_j$.

Example. Let b be a durative action and let $\text{AIESEQ}(b) = h_1; h_2; h_3; h_4$ with $\text{eff}(h_1) = \{x \text{ += } k_1\}$, $\text{eff}(h_2) = \{x \text{ -= } k_2\}$, $\text{eff}(h_3) = \{y \text{ += } k_3\}$, $\text{eff}(h_4) = \{z := 2\}$. Let $\psi = x + y - z$, then

$$\psi[r, b] = \underbrace{(x + (r - 1) \times (k_1 - k_2))}_x + \underbrace{(y + (r - 1) \times k_3)}_y - \underbrace{2}_z$$

Theorem 2. Let c be a IC with $\text{cond}(c) = \{\psi \geq 0\}$ of a durative action b eligible for rolling and well-orderable. Let $\text{AICESEQ}(b) = h_1; \dots; h_i; \dots; h_m$,

with $h_i = c$ and with all other happenings being IEs. Let s be the state before applying b . The condition c holds for $r \geq 1$ consecutive repetitions of b in s if and only if

$$res(s, h_1; \dots; h_{i-1}) \models \psi[r, b] \triangleright 0.$$

Proof. The condition must hold at the first repetition of b (notice that $\psi[1, b] = \psi$) in $res(s, h_1; \dots; h_{i-1})$ i.e., after all the happenings before h_i have been applied. Then, at the next iteration, it must hold at

$$res(s, \underbrace{h_1; \dots; h_{i-1}}_{r=1}; \underbrace{h_i; \dots; h_m; h_1; \dots; h_{i-1}}_{r=2}).$$

Notice that the subsequence corresponding to $r = 2$ contains all the happenings of $AICESEQ(b)$, thus we can apply all the IEs in $AIESEQ(b)$. The thesis follows from the monotonicity in r of $\psi[r, b]$ (see [42]). \square

The Causal Transition Relation. Let $\Pi = \langle X, A, I, G, C, E \rangle$ be a planning task and $\prec = h_1; \dots; h_k$ be a pattern. The causal transition relation, i.e., $\mathcal{S}^\prec(\mathcal{X}, \mathcal{H}^\prec, \mathcal{X}')$, is the conjunction of the formulae in the following sets.

1. $\text{frame}^\prec(X)$: for each propositional variable $v \in X$ and numeric variable $x \in X$, we have

$$v' \leftrightarrow \sigma_k(v), \quad x' = \sigma_k(x),$$

i.e., the next state variables $v' \in \mathcal{X}'$ ($x' \in \mathcal{X}'$) assume the value based on the expressions $\sigma_k(v)$ (resp. $\sigma_k(x)$).

2. $\text{plan-intermediate-causal}^\prec(C, E)$ composed of the conjunction of the formulae imposing that

- (a) each plan-ICs/IEs in C and E are applied at most once, i.e.,

$$\bigwedge_{\substack{i \in [0, k] \\ h_i \in C}} (h_i \leq 1) \wedge \bigwedge_{\substack{i \in [0, k] \\ h_i \in E}} (h_i \leq 1),$$

- (b) all the plan-ICs/IEs in C and E are applied, i.e.,

$$\left(\sum_{\substack{i \in [0, k] \\ h_i \in C}} h_i \right) = |C| \wedge \left(\sum_{\substack{i \in [0, k] \\ h_i \in E}} h_i \right) = |E|,$$

3. $\text{action-intermediate-causal}^\prec(A)$ containing, for each durative action $b = \langle \text{icond}(b), \text{ieff}(b), [L, U] \rangle \in A$,
- (a) and for each occurrence $h_i \in \text{icond}(b) \cup \text{ieff}(b)$ in \prec , the formula imposing that all the ICs in $\text{icond}(b)$ and all IEs in $\text{ieff}(b)$ must be applied the same number of times of h_i in at least one of their copies in \prec , i.e.,

$$\bigwedge_{c \in \text{icond}(b)} \bigvee_{\substack{j \in [0, k] \\ h_j = c}} (h_i = h_j) \wedge \bigwedge_{e \in \text{ieff}(b)} \bigvee_{\substack{j \in [0, k] \\ h_j = e}} (h_i = h_j),$$

intuitively denoting that if h_i is applied, then all other ICs of b must be applied in at least one of the copies in \prec ,

- (b) for each pair $h_p = b^+$, $h_q = b^-$ in \prec with the same number of applications, the number of times b is started (via all the copies of b^+ in \prec between h_p and h_q) should be proportional to the number of times its ICs are applied in between h_p and h_q , i.e.,

$$h_p = h_q \rightarrow \sum_{\substack{i \in [p, q] \\ h_i = b^+}} h_i \times |\text{icond}(b) \cup \text{ieff}(b)| = \sum_{\substack{i \in [p, q] \\ h_i \in \text{icond}(b)}} h_i + \sum_{\substack{i \in [p, q] \\ h_i \in \text{ieff}(b)}} h_i,$$

- (c) for each $h_p = b^+$ (resp. $h_q = b^-$) applied there is at least one $h_j = b^-$ (resp. $h_j = b^+$) with $j > p$ (resp. $j < q$) and with the same repetitions:

$$h_p > 0 \rightarrow \bigvee_{\substack{j \in (p, k] \\ h_j = b^-}} (h_j = h_p), \quad h_q > 0 \rightarrow \bigvee_{\substack{j \in [1, q) \\ h_j = b^+}} (h_j = h_q),$$

4. $\text{amo}^\prec(A)$: for each durative action b not eligible for rolling or not well-orderable, and for each occurrence $h_i = b^+$ in the pattern \prec , the happening can be repeated at-most-once, i.e.,

$$h_i \leq 1,$$

5. $\text{conditions}^\prec(A, C)$: for each $c = \langle \tau^+, \tau^-, \text{cond}(c) \rangle \in \text{icond}(\Pi)$ and for each occurrence $h_i = c$ in the pattern \prec then the condition $\text{cond}(c)$

holds during the first and during the h_i -th repetition (Thm. 2), i.e.,

$$\begin{aligned} h_i > 0 &\rightarrow \sigma_{i-1}(\text{cond}(c)) \\ h_i > 1 &\rightarrow \bigwedge_{\psi \geq 0 \in \text{cond}(c)} \sigma_{i-1}(\psi[h_i, b]). \end{aligned}$$

3.3.2. The Temporal Transition Relation

Let $\Pi = \langle X, A, I, G, C, E \rangle$ be a planning task and $\prec = h_1; \dots; h_k$ be a pattern. The temporal transition relation $\mathcal{T}^\prec(\mathcal{X}, \mathcal{H}^\prec, \mathcal{C}^\prec)$ has to (i) assign a time to the happenings Π , (ii) assign a duration to durative actions, (iii) guarantee the ϵ -separation and no-overlapping properties for plan validity, (iv) impose the order of \prec for happenings in mutex with each other. Let b be a durative action. We have seen how in \mathcal{C}^\prec we associate to each happening $h_i = b^+$ a variable d_i denoting the duration of b started by h_i . For all other happenings of b appearing in \prec , in the temporal transition relation, we need to retrieve the duration of b in a compact way. For this reason, for each durative action $b \in A$ we construct the following expression inductively: let $\delta_0(b) = 0$, then for each $i \in \{1, \dots, k\}$, we define

$$\delta_i(b) = \begin{cases} \text{ITE}(h_i > 0, d_i, \delta_{i-1}(b)) & \text{if } h_i = b^+ \\ \delta_{i-1}(b) & \text{otherwise.} \end{cases} \quad (17)$$

Example. Let's suppose we have in Π only one action with three happenings and a duration in $[6, 10]$. The three happenings are one at START, one in $\text{START} + 4$ and the other at END. Let's suppose we have a pattern with two copies of the happenings of b , i.e., $\prec = h_1; h_2; h_3; h_4; h_5; h_6$ with $h_1 = h_4 = b^+$, $h_3 = h_6 = b^-$ and h_2 and h_5 the happenings in $\text{START} + 4$. Then the duration associated to h_2 and h_5 is $\delta_2(b)$ and $\delta_5(b)$, respectively, as

$$\begin{aligned} \delta_2(b) &= \text{ITE}(h_1 > 0, d_1, 0), \\ \delta_5(b) &= \text{ITE}(h_4 > 0, d_4, \text{ITE}(h_1 > 0, d_1, 0)). \end{aligned}$$

Thus, the temporal transition relation $\mathcal{T}^\prec(\mathcal{X}, \mathcal{H}^\prec, \mathcal{C}^\prec)$ is the conjunction of the formulae in the following sets:

1. make-span $^\prec$: where the make-span M is constrained as

$$\bigwedge_{\substack{i \in [0, k] \\ h_i = b^-}} ms \geq t_i, \quad \bigvee_{\substack{i \in [0, k] \\ h_i = b^-}} ms = t_i,$$

imposing that the make-span ms is greater than all the times in which any durative action ends and equal to at least one time it ends (i.e. the max).

2. plan-intermediate-temporal $^{\prec}(C, E)$: for each plan-IC $c = \langle \tau^{\vdash}, \tau^{\dashv}, \text{cond}(c) \rangle \in C$ or plan-IE $e = \langle \tau, \text{eff}(e) \rangle \in E$, let h_i and h_j be the occurrences of c and e in \prec , respectively. We then have the formula imposing the relative time of c and e , i.e.,

$$h_i > 0 \rightarrow t_i = \tau[0, ms], \quad h_j > 0 \rightarrow (t_j = \tau^{\vdash}[0, ms] \wedge t_j^{\dashv} = \tau^{\dashv}[0, ms])$$

where $\tau[0, ms]$ and $\tau^{\vdash}[0, ms]$ are defined by Eq. 5,

3. action-intermediate-temporal $^{\prec}(A)$ containing, for each durative action $b = \langle \text{icond}(b), \text{ieff}(b), [L, U] \rangle$, for each pair $h_p = b^{\vdash}$ and $h_q = b^{\dashv}$ in \prec , the formula imposing that if h_p and h_q are applied, then it must exist, for each happening of b , one copy in \prec with the absolute time relative to t_p and t_q , i.e.,

$$\begin{aligned} h_p = h_q &\rightarrow \bigwedge_{c \in \text{icond}(b)} \left(\bigvee_{\substack{i \in [p, q] \\ h_i = c}} t_i = \tau^{\vdash}[t_p, t_q] \right) \wedge \left(\bigvee_{\substack{i \in [p, q] \\ h_i = c}} t_i^{\dashv} = \tau^{\dashv}[t_p, t_q] \right), \\ h_p = h_q &\rightarrow \bigwedge_{e \in \text{ieff}(b)} \bigvee_{\substack{i \in [p, q] \\ h_i = e}} t_i = \tau[t_p, t_q], \end{aligned}$$

4. dur $^{\prec}(A)$: for each happening h_i in \prec and each h_j representing an IC we have that¹⁶

$$h_i = 0 \leftrightarrow t_i = 0, \quad h_j = 0 \leftrightarrow t_j^{\dashv} = 0,$$

and for each durative action $b = \langle \text{icond}(b), \text{ieff}(b), [L, U] \rangle \in A$ and each

¹⁶In our semantic, we specified that the start of a durative action is in $\mathbb{Q}^{>0}$. To simplify the encoding, we reserve the time in 0 to happenings which are not applied, so that they do not interfere with the computations.

$h_i = b^\perp$ in \prec , we have

$$\begin{aligned} h_i &= 0 \rightarrow d_i = 0, \\ h_i &> 0 \rightarrow L \leq d_i \leq U, \\ h_i &> 0 \rightarrow \bigvee_{\substack{j \in (i, k] \\ h_j = b^\perp}} (t_j = t_i + d_i), \end{aligned}$$

imposing that, if b is applied, its duration is in $[L, U]$, and that there is at least one happening modeling the end of b with the time coherent with the duration of b .

5. ϵ -separation-once $^\prec$: for each h_i and h_j with $i < j$, in mutex with each other, and not both happenings of some durative action, we have

$$\begin{aligned} h_i > 0 \wedge h_j > 0 \rightarrow t_j \geq t_i^\perp & \quad \text{if } h_i \text{ is an IC and } h_j \text{ is an IE,} \\ h_i > 0 \wedge h_j > 0 \rightarrow t_j \geq t_i + \epsilon & \quad \text{if } h_i \text{ and } h_j \text{ are IES.} \end{aligned}$$

Intuitively, if h_i is an IC and h_j is an IE, then, by the semantic, h_i is checked before h_j is applied, so there is no need to ϵ -separate. If h_i is an IE and h_j is an IC $c = \langle \tau^\perp, \tau^\perp, \text{cond}(c) \rangle$, we impose that h_i and the start of h_j are ϵ -separated only if, before h_i , the conditions in $\text{icond}(c)$ are not respected¹⁷, i.e.,

$$h_i > 0 \wedge h_j > 0 \wedge \neg \sigma_{i-1}(\text{cond}(c)) \rightarrow t_j \geq t_i + \epsilon$$

6. ϵ -separation-rolling(A) $^\prec$: for each h_i and h_j with (i) h_i being an happening of a durative action b and h_j being not, (ii) $i < j$ and (iii) h_i and h_j in mutex with each other or different copies of the same happening, we have, if

$$\begin{aligned} h_i > 1 \wedge h_j > 0 \rightarrow t_j \geq t_i^\perp + (\delta_i(b) + \epsilon_b) \times (h_i - 1) & \quad \text{if } h_i \text{ is an IC,} \\ h_i > 1 \wedge h_j > 0 \rightarrow t_j \geq t_i + (\delta_i(b) + \epsilon_b) \times (h_i - 1) + \epsilon & \quad \text{if } h_i \text{ and } h_j \text{ are IES,} \end{aligned}$$

with $\delta_i(b)$ defined in Eq. 17, i.e., the h_i -th repetition of h_i must be ϵ -separated from h_j . If h_i is an IE, h_j is an IC and h_j is rolled, we impose the ϵ -separation between h_i and the start of h_j

$$h_i > 0 \wedge h_j > 1 \rightarrow t_j \geq t_i + \epsilon.$$

¹⁷After h_i they must be respected because $i < j$, due to conditions $^\prec(A, C)$ in $\mathcal{S}^\prec(\mathcal{X}, \mathcal{H}^\prec, \mathcal{X}')$

7. no-overlap[<](A): for each action $b \in A$ and for each $h_i = b^+$ and $h_j = b^+$ with $i < j$ we have

$$h_i > 0 \wedge h_j > 0 \rightarrow t_j \geq t_i + (d_i + \epsilon_b) \times h_i.$$

3.4. Correctness and Completeness

Let $\Pi = \langle X, A, I, G, C, E \rangle$ be a planning task and let $\prec = h_1; h_2; \dots; h_k$, $k \geq 0$ be a pattern. Though the pattern \prec can correspond to any sequence of plan/action-ICs/IEs, it is clear that it is pointless to have in \prec (i) an happening $h_i = b^+$ which is not followed by all the happenings of b , (ii) an happening $h_j = b^-$ which is not preceded by all the happenings of b , (iii) in between two happenings $h_p = b^+$ and $h_q = b^-$, not have copies of all the happenings in $\text{icond}(b) \cup \text{ieff}(b)$, (iv) if the planning task is well-orderable, an order between the happenings in \prec that doesn't follow the one specified by $\text{AICESEQ}(b)$ for each durative action b , (v) an happening h_j corresponding to an IE of an action b before an happening h_i corresponding to an IC of an action b if they have the same relative time. On the other hand, it makes sense to consider patterns with non-consecutive occurrences of the same happening.

Example. Suppose there are two durative actions: b_1 with happenings $h_1 = b_1^+$, $h_2 = b_1^-$ and b_2 with happenings $h_3 = b_2^+$ and $h_4 = b_2^-$, with h_2 in mutex with h_3 . It could make sense to consider the pattern

$$\prec = h_1; h_2; h_3; h_2; h_4; h_2, \quad (18)$$

to suggest that b_1 starts before b_2 but we are not sure whether b_1 will end before/during/after b_2 . This pattern allows covering all three cases without extending the pattern.

No matter how \prec is defined, the \prec -encoding Π^\prec of Π (with bound 1) is correct, where Π^\prec is defined in Eq. 16. We denote with π^\downarrow the sequence of happenings obtained by sequencing each ICs c of Π such that $\langle t^+, t^-, \text{cond}(c) \rangle \in \text{icond}(\pi)$ (Eq. 3) and each IE e of Π such that $\langle t, \text{eff}(e) \rangle \in \text{ieff}(\pi)$ (Eq. 4) according to their execution times (i.e., t^+ and t). Completeness is guaranteed once we ensure that π^\downarrow is a subsequence of the pattern used in the encoding. This can be achieved by starting with a complete pattern, and then repeatedly chaining it until Π^\prec becomes satisfiable (Alg. 2). We saw in Sec. 3.2.1, the definition of a complete pattern. We now define \prec^n to be the sequence of actions obtained concatenating \prec for $n \geq 1$ times. Finally, Π_n^\prec is the pattern \prec -encoding of Π with bound n , obtained from Eq. 16 by considering \prec^n as the pattern \prec .

Theorem 3. *Let Π be a planning task. Let \prec be a pattern. Any model of Π^\prec corresponds to a valid temporal plan of Π (correctness). If Π admits a valid temporal plan and \prec is complete, then for some $n \geq 0$, Π_n^\prec is satisfiable (completeness).*

Proof. Correctness: Let μ be a model of Π^\prec and π its associated plan. The ϵ -separation axioms ensure that the relative order between mutex actions in π and in \prec is the same. The causal transition relation ensures that executing sequentially the actions in π starting from I leads to a goal state. The axioms in the pattern time encoding are a logical formulation of the corresponding properties for the validity of π . Completeness: Let π be a valid temporal plan. The formula Π^{π^\downarrow} , i.e., where π^\downarrow is used as pattern, is satisfied by the model μ whose associated plan is π . Let $n = |\pi^\downarrow|$ be the number of happenings in π^\downarrow . For any complete pattern \prec , π^\downarrow is a subsequence of \prec^n and Π_n^\prec can be satisfied by extending μ to assign 0 to all the action variables not in π^\downarrow . \square

Example. *Suppose that the only valid plan π is such that $\pi^\downarrow = h_1; h_2; h_3$. Suppose that we employ a pattern $\prec = h_3; h_2; h_1$. Then, π^\downarrow is a subsequence of \prec^3 , i.e.,*

$$\prec^3 = h_3; h_2; h_1; h_3; h_2; h_1; h_3; h_2; h_1,$$

and Π_3^\prec is satisfied.

Theorem 4 ([11]). *Let Π be a planning task. The SPP algorithm is correct (any returned plan is valid) and complete (if a valid plan exists, SPP(Π) will return one).¹⁸*

Proof. (Correctness) It follows from the correctness of Π^\prec . (Completeness) Let π be a valid temporal plan. Let $n = |\pi^\downarrow|$ be the number of happenings in π^\downarrow . Let \prec_h be the complete pattern computed by COMPUTEPATTERN(I, Π). If no goal is ever satisfied, Lines 15 and 5, at the n iteration, construct the pattern \prec_h^n . The rest of the completeness follows from Thm. 3. \square

Notice that when two happenings h and h' are not in mutex and they are not denoting the starting/ending of the same action, the pattern does not lead to an ordering on their execution times. For this reason, we may find a valid plan π for Π even before \prec^n becomes a supersequence of π^\downarrow .

¹⁸Here, we follow the standard definition of completeness used in planning. As for all other numeric planning procedures, if no valid plan exists, the procedure doesn't terminate.

4. Experimental Analysis

We developed our Temporal Numeric Planning with ICES encoding in the `PATTY` solver¹⁹ which implements the SPP algorithm showed in Alg. 2 and in [11]. We considered 8 domains coming from the literature, at which we added our motivating example, the `INSTRADI` domain. Before presenting and commenting the analysis, we first describe the domains and the planners.

Domains. We run our experimental analysis on the following domains. After the name of the domain, we write whether the domain contains ICES or not (denoted with ICES or T). Domains without ICES are written in PDDL2.1 [22], while domains with ICES are expressed in ANML [45] since PDDL2.1 doesn't have a way to express ICES.²⁰

`CUSHING` (T) is the only domain with *required concurrency* [17] in the 2018 International Planning Competition (IPC) [16], the last with a temporal track. The domain implements into a planning task Figure 1 of the Cushing et al. [17] paper, having different actions that represent different kinds of *temporal expressiveness* [17].

`POUR` (T) implements the motivating example in [12]: we have p bottles on the left with some integer litres of liquid and q empty bottles on the right. We can pour from one bottle on the left to a bottle on the right, pouring one litre per second, only when bottles are uncapped. A durative action uncaps a bottle only for 5s. All the pouring must happen during this durative action. In the domain, one could exploit rolling, since the pouring action is eligible for rolling.

`SHAKE` (T) [12]: a bottle of soda can be shaken with duration 4s and can be capped for 5s. The shake action can start only if the bottle is capped and must end when the bottle is uncapped, and its effect is to lose all the contained litres of the bottle. In the initial state, all the bottles are uncapped and have some liquid inside, the goal state is to have them all empty. To achieve the goal, the shake action must always start during the capping action and must always finish after its end.

¹⁹<https://pattyplan.com>

²⁰Download the domains at https://matteocardellini.it/aij/domains_aij.zip.

PACK (T) [12]: the bottles have to be packed in pairs. There is a pack action of a bottle that, at its start, increases by one a counter that counts the number of bottles loaded on the packing platform. The action can start if there are less than two bottles in the packing platform and can end if there are exactly two bottles, completing the packing process. An instantaneous action resets the counter. Due to this construction, two pack actions must concur to pack two bottles together, and one pack action has to start before the other pack action ends.

MATCH (T) [28]: the only domain with required concurrency appearing in the temporal track of the 2014 IPC [47]. In the domain, we are required to light a match, through a durative action that lasts 70s while concurrently fixing several fuses.

OVERSUB (T) [36]: a synthetic problem in which it is encoded a oversubscription planning problem.

INSTRADI (ICES): the motivating example of this paper. We model instances from 1 to 20 trains that run on the station depicted in Fig. 1. Each train arrive either at entry point 01 or 03, has to stop at a platform, and needs to exit either from exit point 04 or 02, respectively.

MAJSP (ICES) [46]: A job-shop scheduling problem in which a fleet of moving agents transport items and products between operating machines.

PAINTER (ICES) [46]: a worker has to apply several coats of paint on a set of items guaranteeing a minimum and a maximum time between two subsequent coats on the same item.

Planners. The analysis compares our system PATTY implemented by modifying the planner in [13], written in Python, and employing the SMT-solver Z3 v4.12.2 [18]; the symbolic planners ANMLSMT (which corresponds to $\text{ANML}_{\text{INC}}^{\text{OMT}}(\text{OMSAT})$ in [36]) and ITSAT [38]; and the search-based planners TAMER [46], OPTIC [5], LPG [24] and TEMPORALFASTDOWNWARD (TFD) [20]. ANMLSMT and OPTIC have been set to return the first valid plan they find. PATTY, TAMER and ANMLSMT are the only planners which can parse ANML and deal with ICES. For planners which cannot deal with ICES we compiled the domains INSTRADI (ICES), MAJSP (ICES) and PAINTER (ICES) into PDDL2.1 using the compilation by Gigante et al. [26]. For all solvers, we set $\epsilon = 0.001$.

Domain	#	Solved							Time (s)							Bound		
		PATTY	TAMER	ANMLSM	OPTIC	ITSAT	LPG	TFD	PATTY	TAMER	ANMLSM	OPTIC	ITSAT	LPG	TFD	PATTY	ANMLSM	ITSAT
CUSHING (T)	10	10	2	4	10	-	-	1	13.47	240.12	195.81	3.12	-	-	270.02	3.0	9.0	-
POUR (T)	20	15	6	1	-	-	-	-	123.54	222.69	286.24	-	-	-	-	2.0	14.0	-
SHAKE (T)	20	20	-	10	-	-	-	-	2.26	-	153.53	-	-	-	-	2.0	8.5	-
PACK (T)	20	7	20	4	-	-	-	-	205.15	23.08	242.53	-	-	-	-	2.5	11.0	-
MATCH (T)	40	40	40	40	40	40	-	-	3.10	0.01	0.36	0.01	0.68	-	-	3.2	9.0	4.0
OVERSUB (T)	20	20	20	20	20	-	20	-	4.36	7.15	0.04	0.01	-	0.08	-	1.0	3.0	-
INSTRADI (ICES)	20	20	4	2	-	-	-	-	67.58	247.41	279.54	-	-	-	-	1.0	20.5	-
MAISP (ICES)	20	16	19	10	-	-	-	-	91.97	30.33	158.03	-	-	-	-	4.5	16.0	-
PAINTER (ICES)	20	20	20	7	2	-	-	-	17.55	0.05	210.15	270.03	-	-	-	1.5	13.5	-
<i>Best</i>	190	168	131	98	72	40	20	1	44	79	9	70	0	0	0	168	0	16

Table 2: Comparative analysis. A “-” indicates that no result was obtained in our 5min time limit. The best results are in bold.

Analysis of the results. Table 2 shows the name of each domain, the number of instances for each domain, the number of instances solved (subtable "solved") for each planner, the average time to solve the instances, having the time equal to timeout when the instance is not solved (subtable "Time (s)"), and for planners based on PaS, the average number of steps (or bound) to solve the instances commonly solved by all planners that could solve at least one instance (subtable "Bound"). The best results are in bold. We also include a final line, labelled *Best*, reporting on how many of the considered 190 problems each planner obtained the best result. Each planner had a time limit of 5 minutes on an Intel Xeon Platinum 8000 3.1GHz with 8 GB of RAM.

Tab. 2 shows that, out of the 190 instances, our solver PATTY is the one solving the most (168), followed by TAMER (131), ANMLSM (98), OPTIC (72), ITSAT (40), LPG (20) and TFD (1). Concerning time, several planners, like TAMER, OPTIC, ITSAT and LPG can almost instantaneously solve all instances of MATCH (T) and OVERSUB (T). OPTIC is very fast on the CUSHING (T) domain and TAMER is very fast on the PAINTER (ICES) domain. Concerning the bound, we see how PATTY has always a lower bound than all other SMT solvers. Interestingly, in the INSTRADI (ICES) and OVERSUB (T) domains, PATTY solves all instances with bound $n = 1$. Indeed, for those problems, the pattern computation can correctly produce the causal ordering between the actions in the plan, and what is left to do is to correctly choose which actions to apply and assign a timing to each durative action.

The cactus plot in Figure 3 summarizes the performance of all the systems we presented. The graph plots how many problems can be solved in a given time. As it can be seen, TAMER can solve the first 106 problems a little bit faster than PATTY, but then, afterwards, PATTY is consistently faster. We believe this is because (i) PATTY is implemented in Python, while TAMER

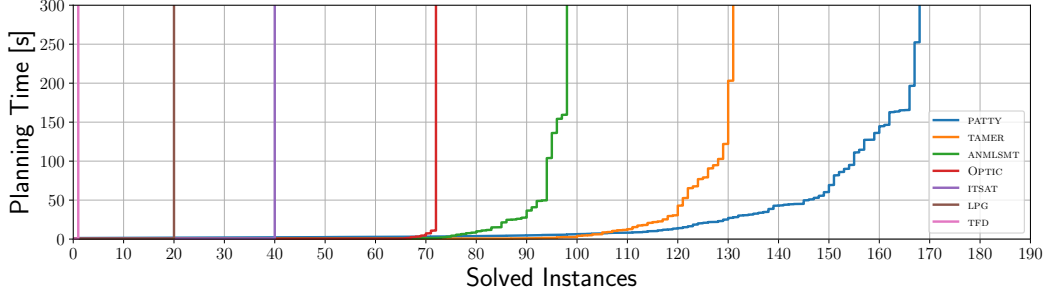


Figure 3: Number of problems solved (x -axis) in a given time (y -axis), by all the presented systems. In the legend, the planners are listed in reverse order of when their curve intersects the timeout line.

is implemented in C++, a notably faster language, (ii) while heuristic search methods (like TAMER) can start immediately after parsing and grounding the problem, in our approach we have to first compute the pattern with Alg. 1, that, albeit being linear in the number of actions, still requires some time, and (iii) PATTY compiles the problem into an SMT formula, encoded in SMT-LIB [4] that is then passed to the external solver Z3, which take some additional time to initialize. Despite this, PATTY can, in the long run, solve more instances than TAMER.

The results in Tab. 2 and Fig. 3 show the competitiveness of our approach. It is clear that some planners are better suited for some domains over other planners, but our planner PATTY can solve the broadest number of instances across all domains. Moreover, PATTY has competitive performances against search-based solvers, showing that PaS approaches can still be competitive against them.

5. Conclusions and Future Works

In this paper, we extended the work of [13] from Numeric Planning to Temporal Numeric Planning with ICES. In this fragment, we showed a novel approach to compute patterns, showing how we can reuse the ARPG construction by Scala et al. [41] for this fragment as well, and we presented a novel encoding based on the SPP approach. We performed an experimental analysis on our motivating example, the INSTRADI domain, and several domains from the literature, showing how the SPP approach can be very competitive against other solvers in the field.

This paper showed that the SPP approach is well suited for various fragments of planning. In future, we plan to investigate how to encapsulate several search strategies, already present in the literature of heuristic search, inside the SPP approach, thus improving on Alg. 2. For example, in Alg. 2, the pattern \prec_h is recomputed at each intermediate state s which satisfies a new subgoal, but the formula Π^\prec always constraints the first state to be the initial one, and thus we need to concatenate \prec_h with \prec_g , i.e., the pattern of the plan to go from the initial state to s . One could ask if it would be beneficial to discard \prec_g and, in a greedy fashion, restart searching from s with only \prec_h . Moreover, the computed \prec_h is always a complete pattern, containing all the ICES of each durative action together with the plan-ICES in $C \cup E$. One could ask if it would be beneficial, and how, to discard some happenings in the pattern, making it incomplete, and only use some most promising one to reach a new subgoal. These approaches would greatly improve the speed of the planner, since the number of variables in the encoding is proportional to the length of the pattern, but would nonetheless result in a loss of completeness. One could then investigate how to maintain completeness *eventually*: i.e., guaranteeing that, if the search from s with only \prec_h is unsuccessfully, the procedure reverts to the safe approach of Alg. 2 from the initial state and with $\prec_g; \prec_h$, or that if the use of an incomplete pattern is unsuccessful, we can increasingly add happenings to it, until it becomes a complete pattern.

Moreover, both in Numeric Planning in [13] and here in Tab. 2 we notice that there are several domains where all instances can be solved with bound $n = 1$. This indicates that the problem of finding the causal order between actions (i.e., the pattern) is an easy task, and the SMT-solver’s only job is to find which actions to execute and, in the case of temporal planning, the timings of the durative actions. One could thus investigate in which kinds of problems is always possible to solve the problem with $n = 1$. Moreover, in our SPP approach, the pattern \prec_h computed at each intermediate state is always *simple* and complete, i.e., it contains exactly one copy of each happening. One could thus investigate on which domains it would be possible to have bound $n = 1$ by lifting the simplicity of the pattern and computing a non-simple pattern, like the one in Eq. 18.

Declaration of Competing Interest

The authors declare that they have no known competing financial interests or personal relationships that could have appeared to influence the work

reported in this paper.

Data availability

A link to the source code is included in the article. The domains are attached to the submission

Acknowledgements

Matteo Cardellini and Enrico Giunchiglia acknowledge the financial support from PNRR MUR Project PE0000013 FAIR “Future Artificial Intelligence Research”, funded by the European Union – NextGenerationEU, CUP J33C24000420007, and from Project PE00000014 “SEcurity and RIghts in the CybeRspace”, CUP D33C22001300002.

References

- [1] Alarnaouti, D., Percassi, F., Vallati, M., 2024. An Extensive Empirical Analysis of Macro-actions for Numeric Planning, in: International Conference of the Italian Association for Artificial Intelligence, Springer. pp. 23–36.
- [2] Aldinger, J., Mattmüller, R., Göbelbecker, M., 2015. Complexity of Interval Relaxed Numeric Planning, in: Hölldobler, S., Peñaloza, R., Rudolph, S. (Eds.), KI 2015: Advances in Artificial Intelligence, Springer International Publishing, Cham. p. 19–31. URL: http://link.springer.com/10.1007/978-3-319-24489-1_2.
- [3] Balyo, T., 2013. Relaxing the Relaxed Exist-Step Parallel Planning Semantics, in: 2013 IEEE 25th International Conference on Tools with Artificial Intelligence, IEEE, Herndon, VA, USA. pp. 865–871. URL: <http://ieeexplore.ieee.org/document/6735342/>, doi:10.1109/ICTAI.2013.131.
- [4] Barrett, C., Fontaine, P., Tinelli, C., 2016. The Satisfiability Modulo Theories Library (SMT-LIB). www.SMT-LIB.org. Accessed: 2024-01-06.
- [5] Benton, J., Coles, A.J., Coles, A., 2012. Temporal Planning with Preferences and Time-Dependent Continuous Costs, in: Proceedings of the

- Twenty-Second International Conference on Automated Planning and Scheduling, ICAPS 2012, Atibaia, São Paulo, Brazil, June 25-19, 2012, AAAI. URL: <http://www.aaai.org/ocs/index.php/ICAPS/ICAPS12/paper/view/4699>.
- [6] Bofill, M., Espasa, J., Villaret, M., 2016. The RANTANPLAN planner: system description. *The Knowledge Engineering Review* 31, 452–464. doi:10.1017/S0269888916000229.
 - [7] Boleto, G., Oneto, L., Cardellini, M., Maratea, M., Vallati, M., Canepa, R., Anguita, D., 2021. In-Station Train Movements Prediction: from Shallow to Deep Multi Scale Models, in: *ESANN 2021 proceedings*, Ciaco - i6doc.com, Online event (Bruges, Belgium). pp. 475–480. URL: <https://www.esann.org/sites/default/files/proceedings/2021/ES2021-29.pdf>, doi:10.14428/esann/2021.ES2021-29.
 - [8] Bonassi, L., Gerevini, A.E., Scala, E., 2022. Planning with Qualitative Action-Trajectory Constraints in PDDL, in: Raedt, L.D. (Ed.), *Proceedings of the Thirty-First International Joint Conference on Artificial Intelligence, IJCAI 2022*, Vienna, Austria, 23-29 July 2022, ijcai.org. pp. 4606–4613. URL: <https://doi.org/10.24963/ijcai.2022/639>, doi:10.24963/IJCAI.2022/639.
 - [9] Bonet, B., Geffner, H., 2001. Planning as heuristic search. *Artificial Intelligence* 129, 5–33. doi:10.1016/S0004-3702(01)00108-4.
 - [10] Bylander, T., 1991. Complexity Results for Planning, in: *Automated Reasoning*, p. 6.
 - [11] Cardellini, M., Giunchiglia, E., 2025a. Pushing the Envelope in Numeric Pattern Planning, in: Ortiz, M., Wassermann, R., Schaub, T. (Eds.), *Proceedings of the 22nd International Conference on Principles of Knowledge Representation and Reasoning, KR 2025*, Melbourne, Australia. November 11-17, 2025.
 - [12] Cardellini, M., Giunchiglia, E., 2025b. Temporal Numeric Planning with Patterns. *Proceedings of the AAAI Conference on Artificial Intelligence* 39, 26481–26489. URL: <https://ojs.aaai.org/index.php/AAAI/article/view/34848>, doi:10.1609/aaai.v39i25.34848.

- [13] Cardellini, M., Giunchiglia, E., Maratea, M., 2024. Symbolic Numeric Planning with Patterns, in: Wooldridge, M.J., Dy, J.G., Natarajan, S. (Eds.), Thirty-Eighth AAAI Conference on Artificial Intelligence, AAAI 2024, Thirty-Sixth Conference on Innovative Applications of Artificial Intelligence, IAAI 2024, Fourteenth Symposium on Educational Advances in Artificial Intelligence, EAAI 2024, February 20-27, 2024, Vancouver, Canada, AAAI Press. pp. 20070–20077. URL: <https://doi.org/10.1609/aaai.v38i18.29985>, doi:10.1609/AAAI.V38I18.29985.
- [14] Cardellini, M., Giunchiglia, E., Maratea, M., 2026. Symbolic Pattern Planning. Artif. Intell. Accepted, Under publication.
- [15] Cardellini, M., Maratea, M., Vallati, M., Boleto, G., Oneto, L., 2021. In-Station Train Dispatching: A PDDL+ Planning Approach, in: Proceedings of the International Conference on Automated Planning and Scheduling, pp. 450–458. URL: <https://ojs.aaai.org/index.php/ICAPS/article/view/15991>, doi:10.1609/icaps.v31i1.15991.
- [16] Coles, A., Coles, A., Martinez, M., Sidiropoulos, P., 2018. International Planning Competition 2018 - Temporal Track. <https://bitbucket.org/ipc2018-temporal/domains/src/master/>. Accessed: 2023-08-01.
- [17] Cushing, W., Kambhampati, S., Mausam, Weld, D.S., 2007. When is Temporal Planning Really Temporal?, in: IJCAI 2007, Proceedings of the 20th International Joint Conference on Artificial Intelligence, Hyderabad, India, January 6-12, 2007, pp. 1852–1859. URL: <http://ijcai.org/Proceedings/07/Papers/299.pdf>.
- [18] De Moura, L., Bjørner, N., 2008. Z3: An efficient SMT solver, in: International conference on Tools and Algorithms for the Construction and Analysis of Systems, Springer. pp. 337–340.
- [19] Dechter, R., Meiri, I., Pearl, J., 1991. Temporal constraint networks. Artificial intelligence 49, 61–95.
- [20] Eyerich, P., Mattmüller, R., Röger, G., 2012. Using the Context-Enhanced Additive Heuristic for Temporal and Numeric Planning, in: Towards Service Robots for Everyday Environments - Recent Advances in Designing Service Robots for Complex Tasks in Everyday Environments. Springer. volume 76 of *Springer Tracts in Advanced Robotics*,

- pp. 49–64. URL: https://doi.org/10.1007/978-3-642-25116-0_6, doi:10.1007/978-3-642-25116-0_6.
- [21] Fikes, R.E., Nilsson, N.J., 1971. Strips: A new approach to the application of theorem proving to problem solving. *Artificial intelligence* 2, 189–208.
 - [22] Fox, M., Long, D., 2003. PDDL2.1: An Extension to PDDL for Expressing Temporal Planning Domains. *Journal of Artificial Intelligence Research* 20, 61–124. doi:10.1613/jair.1129.
 - [23] Fox, M., Long, D., Halsey, K., 2004. An investigation into the expressive power of pddl2. 1, in: *ECAI*, p. 338.
 - [24] Gerevini, A., Saetti, A., Serina, I., 2010. Temporal Planning with Problems Requiring Concurrency through Action Graphs and Local Search, in: *Proceedings of the 20th International Conference on Automated Planning and Scheduling, ICAPS 2010, Toronto, Ontario, Canada, May 12-16, 2010, AAAI*. pp. 226–229. URL: <http://www.aaai.org/ocs/index.php/ICAPS/ICAPS10/paper/view/1446>.
 - [25] Gigante, N., Micheli, A., Montanari, A., Scala, E., 2022a. Decidability and complexity of action-based temporal planning over dense time. *Artificial Intelligence* 307, 103686. URL: <https://linkinghub.elsevier.com/retrieve/pii/S0004370222000261>, doi:10.1016/j.artint.2022.103686.
 - [26] Gigante, N., Micheli, A., Scala, E., 2022b. On the Expressive Power of Intermediate and Conditional Effects in Temporal Planning, in: *Proceedings of the Nineteenth International Conference on Principles of Knowledge Representation and Reasoning, International Joint Conferences on Artificial Intelligence Organization, Haifa, Israel*. pp. 174–183. URL: <https://proceedings.kr.org/2022/18>, doi:10.24963/kr.2022/18.
 - [27] Gnad, D., Helmert, M., Jonsson, P., Shleyfman, A., 2023. Planning over integers: Compilations and undecidability, in: *Proceedings of the International Conference on Automated Planning and Scheduling*, pp. 148–152.

- [28] Halsey, K., Long, D., Fox, M., 2004. Crikey-a temporal planner looking at the integration of scheduling and planning, in: Workshop on Integrating Planning into Scheduling, ICAPS, Citeseer. pp. 46–52.
- [29] Haslum, P., Lipovetzky, N., Magazzeni, D., Muise, C., 2019. An Introduction to the Planning Domain Definition Language. Synthesis Lectures on Artificial Intelligence and Machine Learning, Morgan & Claypool Publishers. URL: <https://doi.org/10.2200/S00900ED2V01Y201902AIM042>, doi:10.2200/S00900ED2V01Y201902AIM042.
- [30] Helmert, M., 2002. Decidability and Undecidability Results for Planning with Numerical State Variables, in: Proceedings of the Sixth International Conference on Artificial Intelligence Planning Systems.
- [31] Kautz, H.A., Selman, B., 1992. Planning as Satisfiability, in: Neumann, B. (Ed.), 10th European Conference on Artificial Intelligence, ECAI 92, Vienna, Austria, August 3-7, 1992. Proceedings, John Wiley and Sons. pp. 359–363.
- [32] Lamorgese, L., Mannino, C., 2015. An exact decomposition approach for the real-time train dispatching problem. *Operations Research* 63, 48–64.
- [33] McCarthy, J., Hayes, P., 1969. Some Philosophical Problems From the Standpoint of Artificial Intelligence, in: Meltzer, B., Michie, D. (Eds.), *Machine Intelligence 4*. Edinburgh University Press, pp. 463–502.
- [34] Moore, R.E., Kearfott, R.B., Cloud, M.J., 2009. *Introduction to interval analysis*. SIAM.
- [35] Nebel, B., 2000. On the Compilability and Expressive Power of Propositional Planning Formalisms. *J. Artif. Intell. Res.* 12, 271–315. URL: <https://doi.org/10.1613/jair.735>, doi:10.1613/JAIR.735.
- [36] Panjkovic, S., Micheli, A., 2023. Expressive Optimal Temporal Planning via Optimization Modulo Theory, in: Thirty-Seventh AAAI Conference on Artificial Intelligence, AAAI 2023, Thirty-Fifth Conference on Innovative Applications of Artificial Intelligence, IAAI 2023, Thirteenth Symposium on Educational Advances in Artificial Intelligence, EAAI

- 2023, Washington, DC, USA, February 7-14, 2023, AAAI Press. pp. 12095–12102. URL: <https://doi.org/10.1609/aaai.v37i10.26426>, doi:10.1609/AAAI.V37I10.26426.
- [37] Panjkovic, S., Micheli, A., 2024. Abstract Action Scheduling for Optimal Temporal Planning via OMT, in: Thirty-Eighth AAAI Conference on Artificial Intelligence, AAAI 2024, Thirty-Sixth Conference on Innovative Applications of Artificial Intelligence, IAAI 2024, Fourteenth Symposium on Educational Advances in Artificial Intelligence, EAAI 2024, AAAI Press.
 - [38] Rankooh, M.F., Ghassem-Sani, G., 2015. ITSAT: An Efficient SAT-Based Temporal Planner. *J. Artif. Intell. Res.* 53, 541–632. URL: <https://doi.org/10.1613/jair.4697>, doi:10.1613/JAIR.4697.
 - [39] Rintanen, J., 2015. Models of Action Concurrency in Temporal Planning, in: Proceedings of the Twenty-Fourth International Joint Conference on Artificial Intelligence, IJCAI 2015, Buenos Aires, Argentina, July 25-31, 2015, AAAI Press. pp. 1659–1665. URL: <http://ijcai.org/Abstract/15/237>.
 - [40] Rintanen, J., 2017. Temporal Planning with Clock-Based SMT Encodings, in: Proceedings of the Twenty-Sixth International Joint Conference on Artificial Intelligence, IJCAI 2017, Melbourne, Australia, August 19-25, 2017, ijcai.org. pp. 743–749. URL: <https://doi.org/10.24963/ijcai.2017/103>, doi:10.24963/IJCAI.2017/103.
 - [41] Scala, E., Haslum, P., Thiebaux, S., Ramirez, M., 2016a. Interval-Based Relaxation for General Numeric Planning, in: Proceedings of the Twenty-second European Conference on Artificial Intelligence, p. 655–663. doi:<https://doi.org/10.3233/978-1-61499-672-9-655>.
 - [42] Scala, E., Ramirez, M., Haslum, P., Thiebaux, S., 2016b. Numeric Planning with Disjunctive Global Constraints via SMT. Proceedings of the International Conference on Automated Planning and Scheduling 26, 276–284. doi:10.1609/icaps.v26i1.13766.
 - [43] Shin, J., Davis, E., 2004. Continuous Time in a SAT-Based Planner, in: McGuinness, D.L., Ferguson, G. (Eds.), Proceedings of the Nineteenth National Conference on Artificial Intelligence, Sixteenth Conference on

Innovative Applications of Artificial Intelligence, July 25-29, 2004, San Jose, California, USA, AAAI Press / The MIT Press. pp. 531–536. URL: <http://www.aaai.org/Library/AAAI/2004/aaai04-085.php>.

- [44] Smith, D.E., 2003. The case for durative actions: A commentary on pddl2. 1. *Journal of Artificial Intelligence Research* 20, 149–154.
- [45] Smith, D.E., Frank, J., Cushing, W., 2008. The ANML language, in: *The ICAPS-08 Workshop on Knowledge Engineering for Planning and Scheduling (KEPS)*.
- [46] Valentini, A., Micheli, A., Cimatti, A., 2020. Temporal Planning with Intermediate Conditions and Effects. *Proceedings of the AAAI Conference on Artificial Intelligence* 34, 9975–9982. URL: <https://ojs.aaai.org/index.php/AAAI/article/view/6553>, doi:10.1609/aaai.v34i06.6553.
- [47] Vallati, M., Chrapa, L., Grześ, M., McCluskey, T.L., Roberts, M., Sanner, S., et al., 2015. The 2014 international planning competition: Progress and trends. *Ai Magazine* 36, 90–98.
- [48] Vidal, V., 2004. The YAHSP planning system: Forward heuristic search with lookahead plans analysis, in: *International Planning Competition*, p. 56.
- [49] Wehrle, M., Rintanen, J., 2007. Planning as Satisfiability with Relaxed δ -Step Plans, in: *Orgun, M.A., Thornton, J. (Eds.), AI 2007: Advances in Artificial Intelligence, 20th Australian Joint Conference on Artificial Intelligence, Gold Coast, Australia, December 2-6, 2007, Proceedings, Springer*. pp. 244–253. URL: https://doi.org/10.1007/978-3-540-76928-6_26, doi:10.1007/978-3-540-76928-6_26.