

Construction of the full logical Clifford group for high-rate quantum Reed–Muller codes using only transversal and fold-transversal gates

Theerapat Tansuwannont^{1,*}, Tim Chan^{2,1,†}, and Ryuji Takagi^{3,‡}

¹Center for Quantum Information and Quantum Biology, The University of Osaka, Toyonaka, Osaka 560-0043, Japan

²Department of Materials, University of Oxford, Parks Road, Oxford OX1 3PH, United Kingdom

³Department of Basic Science, The University of Tokyo, 3-8-1 Komaba, Meguro-ku, Tokyo, 153-0041, Japan

Abstract

To build large-scale quantum computers while minimizing resource requirements, one may want to use high-rate quantum error-correcting codes that can efficiently encode information. However, realizing an addressable gate—a logical gate on a subset of logical qubits within a high-rate code—in a fault-tolerant manner can be challenging and may require ancilla qubits. Transversal and fold-transversal gates could provide a means to fault-tolerantly implement logical gates using a constant-depth circuit without ancilla qubits, but available gates of these types could be limited depending on the code and might not be addressable. In this work, we study a family of $[[n = 2^m, k = \binom{m}{m/2} \approx n/\sqrt{\pi \log_2(n)/2}, d = 2^{m/2} = \sqrt{n}]]$ self-dual quantum Reed–Muller codes, where m is a positive even number. For any code in this family, we construct a generating set of the full logical Clifford group comprising only transversal and fold-transversal gates, thus enabling the implementation of any addressable Clifford gate. To our knowledge, this is the first known construction of the full logical Clifford group for a family of codes in which k grows near-linearly in n up to a $1/\sqrt{\log n}$ factor that uses only transversal and fold-transversal gates without requiring ancilla qubits.

1 Introduction

1.1 Background

In quantum computing, undesirable interactions between quantum systems and the environment can cause errors that lead to unreliable computation results. To protect a quantum state against noise, quantum error correcting codes (QECCs) can be used to encode some number of logical qubits into a larger number of physical qubits. In a setting where any physical component—including physical gates, qubit preparation, and qubit measurement—can be faulty, fault-tolerant error correction (FTEC) and fault-tolerant quantum computation (FTQC) schemes are required to ensure that errors due to circuit faults cannot propagate too severely [1–9]. Such fault-tolerant schemes generally require additional space and time overhead (e.g., ancilla qubits and quantum gates) [10–13]; thus, schemes that require small overhead are favorable for practical implementation.

QECCs with high encoding rates have gained a lot of recent attention since they use fewer physical qubits per logical qubit compared to well-known codes such as surface codes [3, 14] or color codes [15] with the same code distance, making them good candidates for building large-scale quantum computers. However, manipulating the logical information encoded in a block of high-rate code can be challenging, especially if one wants to implement an addressable gate, i.e., a logical gate that targets a specific subset

*t.tansuwannont.qiqb@osaka-u.ac.jp

†timothy.chan@materials.ox.ac.uk

‡ryujitakagi@g.ecc.u-tokyo.ac.jp

of logical qubits. One general technique to implement any addressable Clifford gate on any stabilizer code is gate teleportation [16]. This requires two ancilla blocks prepared in a specific entangled state depending on the logical gate to be applied; one of the ancilla blocks is then jointly measured with the data block in the logical Bell basis. For a Calderbank–Shor–Steane code, the gate teleportation scheme can be reformulated in terms of logical Pauli measurements [17], and schemes to prepare required ancilla states have been proposed [18, 19]. Still, these teleportation-based techniques are not ideal for practical implementation since the required ancilla blocks can be large. Several FTQC techniques that utilize ancilla states with joint measurements have been tailored for specific families of codes to further minimize the required overhead. Examples of such techniques are lattice surgery [20] and homomorphic logical measurements [21].

Transversal gates [22] and fold-transversal gates [23, 24] can provide a means to fault-tolerantly implement logical gates with constant time overhead and without ancilla qubits. Numerical simulations have also provided evidence that transversal and fold-transversal gates are fault tolerant in phenomenological and circuit-level noise models [25–28]. However, the set of available gates can be limited and depend on the symmetries of the code. Recently, there has been an active search on families of codes that admit a rich set of logical gates from transversal and fold-transversal gates. Some of these results include families of codes that admit addressable and transversal non-Clifford gates [29–33], and constructions of fold-transversal Clifford gates for quantum low-density parity check (qLDPC) codes [25, 34–40], floquet codes [41], and concatenated symplectic double codes [42]. Ref. [43] provides computational tools to search for available transversal and fold-transversal gates for any stabilizer code.

Universal quantum computation can be achieved by Clifford gates plus any gate not in the Clifford group [44]. One may want to perform universal quantum computation in the logical level using only transversal gates. Unfortunately, this possibility is ruled out by the Eastin–Knill theorem [45–47]. A common attempt to achieve universality is to find a code in which Clifford gates can be implemented with low overhead, then apply an additional technique such as magic state preparation and injection [48–51] or code switching [52, 53] to implement non-Clifford gates. However, for the aforementioned families of codes [25, 34–42] in which Clifford gates can be implemented by transversal and fold-transversal gates, either the number of logical qubits is fixed for all codes in the same family, or in the case of high-rate codes, additional techniques are required to achieve the full logical Clifford group. The only exception is the family of subsystem hypergraph product simplex (SHYPS) codes developed in [40], for which the full logical Clifford group can be generated using only transversal and fold-transversal gates while the number of logical qubits k scales poly-logarithmically with the block length n .

Here we aim to find a family of codes that admits a rich set of logical Clifford gates implementable by transversal and fold-transversal gates and has encoding rates better than the SHYPS codes in [40]. We turn our attention to quantum Reed–Muller codes [53], which are high-rate codes that can be constructed from two classical Reed–Muller codes [54] through CSS code construction [55, 56]. For each code in the family, physical qubits can be laid out on a hypercube, and depending on the parameters of its corresponding classical Reed–Muller codes, various logical Clifford or non-Clifford operations can be implemented transversally [57]. Two well-known quantum Reed–Muller codes are the $[[4, 2, 2]]$ code [58], and the $[[16, 6, 4]]$ tesseract code [59]. Punctured versions of some quantum Reed–Muller codes, such as the $[[15, 1, 3]]$ code, are known for their utility in magic state preparation [60] and code switching [52, 53]. Fold-transversal gates of some quantum Reed–Muller codes have also been studied recently [61]. Thanks to their simple geometrical interpretations, implementations of certain quantum Reed–Muller codes have been demonstrated on ion trap [62] and neutral atom platforms [63, 64].

1.2 Our contributions

In this work, we focus on a family of self-dual quantum Reed–Muller codes with code parameters $[[n = 2^m, k = \binom{m}{m/2} \approx n/\sqrt{\pi \log_2(n)/2}, d = 2^{m/2} = \sqrt{n}]]$, where m is a positive even number, which can be constructed from classical Reed–Muller codes $\text{RM}(m/2 - 1, m)$ through CSS construction. Here we use an approach different from [61] to construct fold-transversal gates for the quantum Reed–Muller codes (see

discussions in Section 5 for a comparison). Our contributions are as follows.

1. For each m , we construct a family of fold-transversal gates of the quantum code from certain automorphisms of the corresponding classical Reed–Muller codes, and evaluate the logical action of each gate on our choice of the logical X and Z operators of the code. Using these fold-transversal gates, we prove that all addressable phase gates (\bar{S}) of the quantum code as well as addressable controlled- Z gates ($\overline{C_{00}Z}$) on some pairs of logical qubits can be constructed. We then provide explicit constructions of addressable Hadamard gates (\bar{H}), addressable swap gates (\bar{SW}), and addressable controlled- Z gates ($\overline{C_{00}Z}$) on any logical qubit (or any pair of logical qubits) from a sequence of addressable gates from the previous step and a transversal Hadamard gate $H^{\otimes n}$. With these addressable gates, the full logical Clifford group \bar{C}_k can be generated.
2. We discuss fundamental limitations on circuit depth for realizing an arbitrary logical Clifford gate, and prove that for any code family that admits the full Clifford group from transversal and fold-transversal gates, it is impossible to realize all logical Clifford gates in constant time if $k = \omega(\sqrt{n \log n})$, which is true for the quantum Reed–Muller code family of our interest.
3. To visualize our construction and assist future studies of quantum Reed–Muller codes, we provide an open-source Python package that can explicitly construct any addressable \bar{H} , \bar{S} , $\overline{C_{00}Z}$, or \bar{SW} gate for any code in the studied family as a sequence of transversal and fold-transversal gates. The package can be used to verify all theorems related to our construction of logical gates (Theorems 3 to 8 and Corollary 1). More generally, our package can construct and compute the logical action of any transversal or fold-transversal gate introduced in this paper. Our Python package is available at [65].

Our main results are summarized in the following theorems.

Theorem 9 (The full logical Clifford group of quantum Reed–Muller codes, informal). Let m be a positive even number and let $\text{QRM}(m)$ be the $[[n = 2^m, k = \binom{m}{m/2}, d = 2^{m/2}]]$ self-dual quantum Reed–Muller code whose stabilizers are constructed from a generator matrix of the classical Reed–Muller code $\text{RM}(m/2 - 1, m)$ through CSS construction. For any m , there exists a set of transversal and fold-transversal gates $\{U_i\}_i$ constructed from automorphisms of $\text{RM}(m/2 - 1, m)$ such that the full logical Clifford group \bar{C}_k of $\text{QRM}(m)$ is $\bar{C}_k = \langle H^{\otimes n}, U_i \rangle_i$.

Theorem 10 (The circuit depth of an arbitrary logical Clifford gate, informal). For any $[[n, k, d]]$ code that admits the full logical Clifford group \bar{C}_k from transversal and fold-transversal gates comprising single- and two-qubit physical Clifford gates, there exists a logical Clifford gate $\bar{G} \in \bar{C}_k$ such that any implementation of \bar{G} by transversal and fold-transversal gates has depth $\Omega(\frac{k^2}{n \log n})$.

Our results imply that on any quantum Reed–Muller code in the studied family, any logical Clifford gate can be implemented by a sequence of transversal and fold-transversal gates, although the depth might not be constant in the block length n . If transversal and fold-transversal gates are assumed to be fault tolerant in a given noise model, the overall circuit for any logical Clifford gate can be made fault tolerant by interleaving FTEC gadgets into the sequence. This provides a way to implement any logical Clifford circuit on the code fault-tolerantly without requiring ancilla qubits. We note that although our proofs are based on one particular symplectic basis (which defines the logical X and Z operators of the code), both of the main theorems hold for any symplectic basis; see Section 3.2.3 for discussions.

Our results can be viewed as a generalization of the logical controlled- Z gate of the $[[4, 2, 2]]$ code, a result that was introduced in Gottesman’s proposal of small experimental schemes to demonstrate quantum fault tolerance [66]. In fact, the $[[4, 2, 2]]$ code is the smallest code in the code family focused in this work. As this family allows implementation of any addressable Clifford gate by a sequence of transversal and fold-transversal gates without ancilla qubits, and as k grows near-linearly in n up to a $1/\sqrt{\log n}$ factor,

we believe that other codes in this family would also be good candidates for demonstrating fault-tolerant quantum computation with high-rate codes on near- or mid-term quantum devices.

This paper is organized as follows. In Section 2, we review classical Reed–Muller codes, discuss some code properties and code automorphisms that will be used in our construction of fold-transversal gates, and review a construction of quantum Reed–Muller codes. In Section 3, we propose a construction of fold-transversal gates for quantum Reed–Muller codes from automorphisms of classical Reed–Muller codes, then construct addressable \overline{H} , \overline{S} , $\overline{C_{00}Z}$, and \overline{SW} gates from a sequence of transversal and fold-transversal gates, which in turn generate the full logical Clifford group. In Section 4, we discuss fundamental limitations on circuit depth for realizing an arbitrary logical Clifford gate. We then discuss and conclude our work in Section 5.

2 Classical and quantum Reed–Muller codes

In this section, we provide some mathematical definitions, propositions, and theorems relevant to classical and quantum Reed–Muller codes. These notations and statements will be used in our main construction of logical gates for quantum Reed–Muller codes in Section 3.

2.1 Definition of classical Reed–Muller codes

Given an integer $m \geq 0$, we let the number of physical bits be $n = 2^m$. We label each physical bit with a number in base 2, where $x_m x_{m-1} \cdots x_1$ is equivalent to $x_m 2^{m-1} + x_{m-1} 2^{m-2} + \cdots + x_1 2^0$ in base 10. We refer to the label of each bit as *bit index*, which runs from 0 to $2^m - 1$ in base 10. Next, we define basis vectors $\mathbf{v}_i \in \mathbb{Z}_2^n$ where $i \in [m] = \{1, \dots, m\}$ as follows. \mathbf{v}_i is a binary vector in which the bits labeled by $x_m \cdots x_{i+1} 1 x_{i-1} \cdots x_1$ have value one, and the bits labeled by $x_m \cdots x_{i+1} 0 x_{i-1} \cdots x_1$ have value zero, where $x_{j \neq i} \in \{0, 1\}$. We refer to the subscript i of such \mathbf{v}_i as *basis vector index*. We also define $\mathbf{1}$ to be the vector of all ones. Adding $\mathbf{1}$ to any vector will flip the locations of zeros and ones. For example, $\mathbf{v}_i + \mathbf{1}$ has ones at bits $x_m \cdots x_{i+1} 0 x_{i-1} \cdots x_1$ and has zeros at bits $x_m \cdots x_{i+1} 1 x_{i-1} \cdots x_1$ (where $x_{j \neq i} \in \{0, 1\}$).

Let $\mathbf{w}_1, \mathbf{w}_2 \in \mathbb{Z}_2^n$ be two binary vectors. The wedge product $\mathbf{w}_1 \wedge \mathbf{w}_2$ (also denoted by $\mathbf{w}_1 \mathbf{w}_2$) is obtained by applying bitwise AND between \mathbf{w}_1 and \mathbf{w}_2 . For example, let $\mathbf{v}_{i_1}, \mathbf{v}_{i_2}$ be two basis vectors with $i_1 < i_2$. Then, $\mathbf{v}_{i_1} \mathbf{v}_{i_2}$ is the vector that has ones at bits $x_m \cdots x_{i_2+1} 1 x_{i_2-1} \cdots x_{i_1+1} 1 x_{i_1-1} \cdots x_1$ (where $x_j \in \{0, 1\}, j \neq i_1, i_2$) and zeros at the other bits.

We can also define the wedge product of multiple basis vectors given a set of basis vector indices as follows.

Definition 1. Let $A = \{i_1, \dots, i_c\} \subseteq [m]$ be a set of basis vector indices. The vector $\mathbf{v}_A \in \mathbb{Z}_2^{2^m}$ is defined as

$$\mathbf{v}_A = \bigwedge_{a \in A} \mathbf{v}_a = \mathbf{v}_{i_1} \wedge \mathbf{v}_{i_2} \wedge \cdots \wedge \mathbf{v}_{i_c}, \quad (1)$$

and we define $\mathbf{v}_\emptyset = \mathbf{1}$, where \emptyset is the empty set.

Let an $[n, k_c, d_c]$ code denote a classical binary linear code that encodes k_c logical bits into n physical bits and has code distance d_c . A classical Reed–Muller code [54] can be defined as follows.

Definition 2. Let r, m be integers satisfying $0 \leq r \leq m$. A *classical Reed–Muller code* of order r and block length $n = 2^m$, denoted by $\text{RM}(r, m)$, is the $[2^m, \sum_{i=0}^r \binom{m}{i}, 2^{m-r}]$ code generated by all vectors \mathbf{v}_A such that $0 \leq |A| \leq r$.

Example 1. Let $m = 4$. All possible \mathbf{v}_A with $0 \leq |A| \leq 4$ are listed in Table 1. The classical Reed–Muller codes $\text{RM}(r, 4)$ are generated by the following:

Code	Generators
$\text{RM}(0, 4)$	Row 1
$\text{RM}(1, 4)$	Rows 1–5
$\text{RM}(2, 4)$	Rows 1–11
$\text{RM}(3, 4)$	Rows 1–15
$\text{RM}(4, 4)$	Rows 1–16

Row	A	\mathbf{v}_A															
1	\emptyset	1	1	1	1	1	1	1	1	1	1	1	1	1	1	1	1
2	$\{1\}$	0	1	0	1	0	1	0	1	0	1	0	1	0	1	0	1
3	$\{2\}$	0	0	1	1	0	0	1	1	0	0	1	1	0	0	1	1
4	$\{3\}$	0	0	0	0	1	1	1	1	0	0	0	0	1	1	1	1
5	$\{4\}$	0	0	0	0	0	0	0	0	1	1	1	1	1	1	1	1
6	$\{1, 2\}$	0	0	0	1	0	0	0	1	0	0	0	1	0	0	0	1
7	$\{1, 3\}$	0	0	0	0	0	1	0	1	0	0	0	0	0	1	0	1
8	$\{1, 4\}$	0	0	0	0	0	0	0	0	0	1	0	1	0	1	0	1
9	$\{2, 3\}$	0	0	0	0	0	0	1	1	0	0	0	0	0	0	1	1
10	$\{2, 4\}$	0	0	0	0	0	0	0	0	0	0	1	1	0	0	1	1
11	$\{3, 4\}$	0	0	0	0	0	0	0	0	0	0	0	0	1	1	1	1
12	$\{1, 2, 3\}$	0	0	0	0	0	0	0	1	0	0	0	0	0	0	0	1
13	$\{1, 2, 4\}$	0	0	0	0	0	0	0	0	0	0	0	1	0	0	0	1
14	$\{1, 3, 4\}$	0	0	0	0	0	0	0	0	0	0	0	0	0	1	0	1
15	$\{2, 3, 4\}$	0	0	0	0	0	0	0	0	0	0	0	0	0	0	1	1
16	$\{1, 2, 3, 4\}$	0	0	0	0	0	0	0	0	0	0	0	0	0	0	0	1
bit indices	x_4	0	0	0	0	0	0	0	0	1	1	1	1	1	1	1	1
	x_3	0	0	0	0	1	1	1	1	0	0	0	0	1	1	1	1
	x_2	0	0	1	1	0	0	1	1	0	0	1	1	0	0	1	1
	x_1	0	1	0	1	0	1	0	1	0	1	0	1	0	1	0	1

Table 1: The list of all binary vectors \mathbf{v}_A defined over each subset $A \subseteq \{1, 2, 3, 4\}$. Classical Reed–Muller codes $\text{RM}(r, 4)$ where $r \in \{0, 1, 2, 3, 4\}$ can be generated by these vectors.

The following properties of classical Reed–Muller codes [54] will be useful in the construction of quantum Reed–Muller codes:

1. Let $r_1, r_2 \leq m$ be positive integers. $\text{RM}(r_1, m) \subseteq \text{RM}(r_2, m)$ if and only if $r_1 \leq r_2$.
2. The dual code of $\text{RM}(r, m)$ is $\text{RM}(r, m)^\perp = \text{RM}(m - r - 1, m)$.

Let the Hamming weight $\text{wt}(\mathbf{w})$ of a binary vector \mathbf{w} be the number of bits of \mathbf{w} with value one, and define the dot product between two binary vectors $\mathbf{w} = (w_0, \dots, w_{n-1})$ and $\mathbf{z} = (z_0, \dots, z_{n-1})$ as follows:

$$\mathbf{w} \cdot \mathbf{z} = (w_0 z_0 + \dots + w_{n-1} z_{n-1}) \bmod 2. \quad (2)$$

The following proposition can be obtained.

Proposition 1. Let $A, B \subseteq [m]$ be sets of basis vector indices.

1. For any A, B such that $A \cap B = \emptyset$, the Hamming weight of $(\bigwedge_{a \in A} \mathbf{v}_a) \wedge (\bigwedge_{b \in B} (\mathbf{v}_b + \mathbf{1}))$ is $2^{m-|A|-|B|}$; in the special case where $B = \emptyset$, we have that $\text{wt}(\mathbf{v}_A) = 2^{m-|A|}$;
2. For any A, B , $\mathbf{v}_A \cdot \mathbf{v}_B = \text{wt}(\mathbf{v}_{A \cup B}) \bmod 2$;
3. For any A, B , $\mathbf{v}_A \cdot \mathbf{v}_B = 1$ if and only if $A \cup B = [m]$.

Proof. (1) Suppose that $A \cap B = \emptyset$. $(\bigwedge_{a \in A} \mathbf{v}_a) \wedge (\bigwedge_{b \in B} (\mathbf{v}_b + \mathbf{1}))$ is the vector with ones only at the bits whose label $x_m \cdots x_1$ satisfies the following conditions:

1. $x_a = 1$ for all $a \in A$,
2. $x_b = 0$ for all $b \in B$,
3. x_j is unrestricted (can be either 0 or 1) if $j \notin A \cup B$.

There are $2^{m-|A|-|B|}$ such bits since the number of unrestricted x_j is $m - |A| - |B|$. Thus, the Hamming weight of $(\bigwedge_{a \in A} \mathbf{v}_a) \wedge (\bigwedge_{b \in B} (\mathbf{v}_b + \mathbf{1}))$ is $2^{m-|A|-|B|}$.

(2) By the definition of the dot product, $\mathbf{w} \cdot \mathbf{z}$ is equal to the number of bits that have value one on both \mathbf{w} and \mathbf{z} modulo 2, which is also equal to $\text{wt}(\mathbf{w} \wedge \mathbf{z}) \bmod 2$. Observe that for any \mathbf{v}_i , $\mathbf{v}_i \wedge \mathbf{v}_i = \mathbf{v}_i$. Therefore, $\mathbf{v}_A \wedge \mathbf{v}_B = \mathbf{v}_{A \cup B}$, which implies that $\mathbf{v}_A \cdot \mathbf{v}_B = \text{wt}(\mathbf{v}_{A \cup B}) \bmod 2$.

(3) If $A \cup B = [m]$, then $\text{wt}(\mathbf{v}_{A \cup B}) = 2^{m-m} = 1$ by (1), which implies that $\mathbf{v}_A \cdot \mathbf{v}_B = 1$ by (2). In contrast, if $A \cup B \subsetneq [m]$, then the size of $A \cup B$ is smaller than m . By (1), $\text{wt}(\mathbf{v}_{A \cup B}) = 2^{m-|A \cup B|}$ is some even number, which implies that $\mathbf{v}_A \cdot \mathbf{v}_B = 0$ by (2). \square

2.2 Automorphisms of classical Reed–Muller codes

Let $\pi : \{0, \dots, 2^m - 1\} \rightarrow \{0, \dots, 2^m - 1\}$ be a permutation of $n = 2^m$ bits (where n is the block length) and let M_π be the $n \times n$ permutation matrix of π . The elements of M_π are as follows.

$$(M_\pi)_{q,p} = \begin{cases} 1 & \text{if } q = \pi(p), \\ 0 & \text{otherwise.} \end{cases} \quad (3)$$

Let \mathbf{w} be an n -bit binary column vector. Under the permutation π , \mathbf{w} is mapped to $M_\pi \mathbf{w}$; the $\pi(p)$ -th element of $M_\pi \mathbf{w}$ is the same as the p -th element of \mathbf{w} .

Given a classical binary code $\mathcal{C} = \langle \mathbf{w}_1, \dots, \mathbf{w}_c \rangle$, we say that π is an *automorphism* of \mathcal{C} if $\mathcal{C} = \langle M_\pi \mathbf{w}_1, \dots, M_\pi \mathbf{w}_c \rangle$; i.e., the code space of \mathcal{C} is invariant under π . In this work, we focus on the following automorphisms of classical Reed–Muller codes.

Definition 3. Consider a classical Reed–Muller code $\text{RM}(r, m)$ where r, m are integers satisfying $0 \leq r \leq m$. Let $i, j \in [m]$, $i \neq j$. Automorphisms $P(i, j)$ and $Q(i, j)$ of $\text{RM}(r, m)$ are defined as follows:

1. $P(i, j)$ maps \mathbf{v}_i to \mathbf{v}_j , maps \mathbf{v}_j to \mathbf{v}_i , and maps \mathbf{v}_l to itself if $l \neq i, j$.
2. $Q(i, j)$ maps \mathbf{v}_i to $\mathbf{v}_i + \mathbf{v}_j$, and maps \mathbf{v}_l to itself if $l \neq i$ (including \mathbf{v}_j).

Note that $P(i, j) = P(j, i)$, but $Q(i, j) \neq Q(j, i)$. Both $P(i, j)$ and $Q(i, j)$ satisfy $P(i, j)^2 = Q(i, j)^2 = e$ for any i, j , where e is the trivial permutation. Therefore, when π is either $P(i, j)$ or $Q(i, j)$, its action can be physically realized by applying a physical swap gate to each pair of bits $(p, \pi(p))$ satisfying $p < \pi(p)$, and applying nothing to any bit q satisfying $q = \pi(q)$.¹

The actions of $P(i, j)$ and $Q(i, j)$ can be explicitly described in terms of bit indices. In what follows, we assume that $i < j$ for simplicity, but a similar argument is also applicable in the case $i > j$. Observe the following facts.

¹Note that in a quantum analogue where qubits are permuted according to a permutation π that satisfies $\pi^2 = e$, the unitary matrix that describes the operation of physical swap gates is a matrix of dimension $2^n \times 2^n$ and is not the same as the permutation matrix M_π (which is an $n \times n$ matrix).

1. \mathbf{v}_i has ones at bits $x_m \cdots x_{i+1} 1 x_{i-1} \cdots x_1$ and has zeros at bits $x_m \cdots x_{i+1} 0 x_{i-1} \cdots x_1$.
2. \mathbf{v}_j has ones at bits $x_m \cdots x_{j+1} 1 x_{j-1} \cdots x_1$ and has zeros at bits $x_m \cdots x_{j+1} 0 x_{j-1} \cdots x_1$.
3. $\mathbf{v}_i + \mathbf{v}_j$ has ones at bits $x_m \cdots x_{j+1} 0 x_{j-1} \cdots x_{i+1} 1 x_{i-1} \cdots x_1$ and bits $x_m \cdots x_{j+1} 1 x_{j-1} \cdots x_{i+1} 0 x_{i-1} \cdots x_1$, and has zeros at bits $x_m \cdots x_{j+1} 0 x_{j-1} \cdots x_{i+1} 0 x_{i-1} \cdots x_1$ and bits $x_m \cdots x_{j+1} 1 x_{j-1} \cdots x_{i+1} 1 x_{i-1} \cdots x_1$.

(When unspecified, the value of x_l where $l \in [m]$ can be either 0 or 1.) The actions of $P(i, j)$ and $Q(i, j)$ are as follows.

1. $P(i, j)$ swaps each pair of bits $x_m \cdots x_{j+1} 0 x_{j-1} \cdots x_{i+1} 1 x_{i-1} \cdots x_1$ and $x_m \cdots x_{j+1} 1 x_{j-1} \cdots x_{i+1} 0 x_{i-1} \cdots x_1$ with the same x_l where $l \neq i, j$. It acts trivially on bits $x_m \cdots x_{j+1} 0 x_{j-1} \cdots x_{i+1} 0 x_{i-1} \cdots x_1$ and bits $x_m \cdots x_{j+1} 1 x_{j-1} \cdots x_{i+1} 1 x_{i-1} \cdots x_1$.
2. $Q(i, j)$ swaps each pair of bits $x_m \cdots x_{j+1} 1 x_{j-1} \cdots x_{i+1} 0 x_{i-1} \cdots x_1$ and $x_m \cdots x_{j+1} 1 x_{j-1} \cdots x_{i+1} 1 x_{i-1} \cdots x_1$ with the same x_l where $l \neq i, j$. It acts trivially on bits $x_m \cdots x_{j+1} 0 x_{j-1} \cdots x_1$.

The permutation matrix of $P(i, j)$ or $Q(i, j)$ can be constructed from the descriptions above by converting bit indices from base 2 to base 10 and applying Eq. (3).

Example 2. Let $m = 4$. The operations of automorphisms $P(1, 2)$, $P(3, 4)$, $Q(1, 2)$, and $Q(3, 4)$ are as follows.

$$\begin{array}{ll}
P(1, 2) & \text{swaps } 0001 \leftrightarrow 0010, \quad 0101 \leftrightarrow 0110, \quad 1001 \leftrightarrow 1010, \quad 1101 \leftrightarrow 1110, \\
P(3, 4) & \text{swaps } 0100 \leftrightarrow 1000, \quad 0101 \leftrightarrow 1001, \quad 0110 \leftrightarrow 1010, \quad 0111 \leftrightarrow 1011, \\
Q(1, 2) & \text{swaps } 0010 \leftrightarrow 0011, \quad 0110 \leftrightarrow 0111, \quad 1010 \leftrightarrow 1011, \quad 1110 \leftrightarrow 1111, \\
Q(3, 4) & \text{swaps } 1000 \leftrightarrow 1100, \quad 1001 \leftrightarrow 1101, \quad 1010 \leftrightarrow 1110, \quad 1011 \leftrightarrow 1111.
\end{array}$$

The following proposition determines the action of a permutation π on any vector \mathbf{v}_A where $A \subseteq [m]$.

Proposition 2. Let $A = \{i_1, \dots, i_c\} \subseteq [m]$ be a set of basis vector indices and let $\pi : \{0, \dots, 2^m - 1\} \rightarrow \{0, \dots, 2^m - 1\}$ be a permutation of $n = 2^m$ bits. Then,

$$M_\pi \mathbf{v}_A = \bigwedge_{a \in A} M_\pi \mathbf{v}_a = M_\pi \mathbf{v}_{i_1} \wedge M_\pi \mathbf{v}_{i_2} \wedge \cdots \wedge M_\pi \mathbf{v}_{i_c}. \quad (4)$$

Proof. The statement above follows from the facts that for any $p \in \{0, \dots, 2^m - 1\}$, (i) the p -th bit of \mathbf{v}_A is the product of the p -th bits of $\mathbf{v}_{i_1}, \dots, \mathbf{v}_{i_c}$, (ii) the p -th bit of \mathbf{v}_A is the same as the $\pi(p)$ -th bit of $M_\pi \mathbf{v}_A$, and (iii) the p -th bit of \mathbf{v}_i is the same as the $\pi(p)$ -th bit of $M_\pi \mathbf{v}_i$ for any $i \in [m]$. \square

2.3 Definition of quantum Reed–Muller codes

A *Calderbank-Shor-Steane (CSS) code* [55, 56] is a stabilizer code [22] in which there exists a choice of stabilizer generators which are purely X- or purely Z-type. Let $\llbracket n, k, d \rrbracket$ denote a stabilizer code that encodes k logical qubits into n physical qubits and has code distance d . A CSS code can be constructed from two classical binary linear codes by the following theorem.

Theorem 1 (CSS construction). [55, 56] Let \mathcal{C}_x and \mathcal{C}_z be $[n, k_x, d_x]$ and $[n, k_z, d_z]$ classical linear codes with parity check matrix H_x and H_z , respectively. Suppose that $\mathcal{C}_x^\perp \subseteq \mathcal{C}_z$. Let CSS $(\mathcal{C}_x^\perp, \mathcal{C}_z^\perp)$ be the CSS code in which X-type (Z-type) stabilizer generators correspond to the rows of H_x (H_z), where bit 0 corresponds to the identity operator I and bit 1 corresponds to the Pauli X (Z) operator. Then CSS $(\mathcal{C}_x^\perp, \mathcal{C}_z^\perp)$ is an $\llbracket n, k, d \rrbracket$ code with $k = k_x + k_z - n$ and $d \geq \min\{d_x, d_z\}$. Logical X and logical Z operators of CSS $(\mathcal{C}_x^\perp, \mathcal{C}_z^\perp)$ are described by binary vectors in $\mathcal{C}_z/\mathcal{C}_x^\perp$ and $\mathcal{C}_x/\mathcal{C}_z^\perp$, respectively.

In the case that $\mathcal{C}_x = \mathcal{C}_z$, the X- and Z-type stabilizer generators of the CSS code obtained from Theorem 1 are of the same form. Such a code is called *self-dual CSS code*.

A *Quantum Reed–Muller code* [53] is a CSS code which is constructed from two classical Reed–Muller codes through the CSS construction in Theorem 1. Suppose that $\mathcal{C}_x^\perp = \text{RM}(r_x, m)$ and $\mathcal{C}_z^\perp = \text{RM}(r_z, m)$, where $r_x, r_z \in \{0, \dots, m\}$. Since $\mathcal{C}_z = \text{RM}(r_z, m)^\perp = \text{RM}(m - r_z - 1, m)$, the condition $\mathcal{C}_x^\perp \subseteq \mathcal{C}_z$ is satisfied if and only if $r_x \leq m - r_z - 1$, or equivalently, $r_x + r_z + 1 \leq m$. In other words, for a given m , any code CSS($\text{RM}(r_x, m), \text{RM}(r_z, m)$) with parameters r_x, r_z that satisfy $r_x + r_z + 1 \leq m$ is a valid quantum Reed–Muller code.

In this work, we focus on the following family of self-dual quantum Reed–Muller codes.

Definition 4. Let m be a positive even number. The quantum Reed–Muller code CSS($\text{RM}(r_x, m), \text{RM}(r_z, m)$) with parameters $r_x = r_z = m/2 - 1$ is denoted by $\text{QRM}(m)$.

Two well-known codes in this family are the $[[4, 2, 2]]$ code [58] and the $[[16, 6, 4]]$ tesseract code [59], which are $\text{QRM}(2)$ and $\text{QRM}(4)$, respectively.

Let $\mathbf{w} = (w_0, \dots, w_{n-1}) \in \mathbb{Z}_2^n$ be an n -bit binary vector. We define $\mathbf{X}(\mathbf{w})$ as the n -qubit Pauli-X operator $\mathbf{X}^{w_0} \otimes \dots \otimes \mathbf{X}^{w_{n-1}}$. The n -qubit Pauli-Z operator $\mathbf{Z}(\mathbf{w})$ is defined analogously. The weight of a Pauli operator is defined as the number of its non-trivial tensor factors, thus the weight of $\mathbf{X}(\mathbf{w})$ or $\mathbf{Z}(\mathbf{w})$ is equal to the Hamming weight of \mathbf{w} .

Following the notations introduced in Section 2.1, we can describe the stabilizer generators of $\text{QRM}(m)$ by sets of basis vector indices as follows:

Definition 5. Let m be a positive even number and let $A \subsetneq [m]$ be a set of basis vector indices of size $0 \leq |A| \leq \frac{m}{2} - 1$. The X-type and Z-type stabilizer generators of $\text{QRM}(m)$ defined over set A , denoted by $g_x(A)$ and $g_z(A)$ respectively, are

$$g_x(A) = \mathbf{X}(\mathbf{v}_A) = \mathbf{X} \left(\bigwedge_{a \in A} \mathbf{v}_a \right), \quad (5)$$

$$g_z(A) = \mathbf{Z}(\mathbf{v}_A) = \mathbf{Z} \left(\bigwedge_{a \in A} \mathbf{v}_a \right). \quad (6)$$

We also define $g_x(\emptyset) = \mathbf{X}^{\otimes n}$ and $g_z(\emptyset) = \mathbf{Z}^{\otimes n}$.

Suppose that A_1 and A_2 satisfy $A_i \subseteq [m]$ and $0 \leq |A_i| \leq \frac{m}{2} - 1$. We can readily verify that any pair of $g_x(A_1)$ and $g_z(A_2)$ commute using the facts that (i) $\mathbf{X}(\mathbf{v}_{A_1})$ and $\mathbf{Z}(\mathbf{v}_{A_2})$ commute if and only if $\mathbf{v}_{A_1} \cdot \mathbf{v}_{A_2} = 0$, and (ii) $\mathbf{v}_{A_1} \cdot \mathbf{v}_{A_2} = 1$ if and only if $A_1 \cup A_2 = [m]$ (by Proposition 1).

We can also define logical X and logical Z operators of $\text{QRM}(m)$ by sets of basis vector indices as follows.

Definition 6. Let m be a positive even number and let $B \subsetneq [m]$ be a set of basis vector indices of size $|B| = m/2$. Logical X and logical Z operators of $\text{QRM}(m)$ defined over set B , denoted by $\bar{\mathbf{X}}(B)$ and $\bar{\mathbf{Z}}(B)$ respectively, are

$$\bar{\mathbf{X}}(B) = \mathbf{X}(\mathbf{v}_B) = \mathbf{X} \left(\bigwedge_{b \in B} \mathbf{v}_b \right), \quad (7)$$

$$\bar{\mathbf{Z}}(B) = \mathbf{Z}(\mathbf{v}_{B^c}) = \mathbf{Z} \left(\bigwedge_{b' \in B^c} \mathbf{v}_{b'} \right), \quad (8)$$

where $B^c = [m] \setminus B$ is the complement of B .

We can also verify that $\bar{X}(B)$ and $\bar{Z}(B')$ anticommute if and only if $B = B'$ by using the facts that (i) $X(\mathbf{v}_B)$ and $Z(\mathbf{v}_{(B')^c})$ anticommute if and only if $\mathbf{v}_B \cdot \mathbf{v}_{(B')^c} = 1$, and (ii) $\mathbf{v}_B \cdot \mathbf{v}_{(B')^c} = 1$ if and only if $B \cup (B')^c = [m]$ (which is equivalent to $B = B'$ since $|B| = |B'| = m/2$).

Following Definition 6, we can use a set of basis vector indices B of size $|B| = m/2$ as a *logical qubit index* for a logical qubit defined by $\bar{X}(B)$ and $\bar{Z}(B)$. Note that there are many possible choices of anti-commuting Pauli operators (i.e., symplectic bases) that can be used to define logical Pauli operators of a quantum code. However, throughout this work we will stick with the choice of logical Pauli operators defined by Definition 6.

To assist our explanations, we also label logical qubits of any QRM(m) using the following convention:

Definition 7. For any QRM(m), the *canonical logical qubit indices* B_i are defined in lexicographic order for $i \in \{1, \dots, k/2\}$ where $k = \binom{m}{m/2}$, i.e.,

$$\begin{aligned} B_1 &= \{\mathbf{v}_1, \mathbf{v}_2, \dots, \mathbf{v}_{m/2-1}, \mathbf{v}_{m/2}\}, \\ B_2 &= \{\mathbf{v}_1, \mathbf{v}_2, \dots, \mathbf{v}_{m/2-1}, \mathbf{v}_{m/2+1}\}, \\ &\vdots \\ B_{m/2+1} &= \{\mathbf{v}_1, \mathbf{v}_2, \dots, \mathbf{v}_{m/2-1}, \mathbf{v}_m\}, \\ B_{m/2+2} &= \{\mathbf{v}_1, \mathbf{v}_2, \dots, \mathbf{v}_{m/2}, \mathbf{v}_{m/2+1}\}, \\ &\vdots \\ B_{k/2} &= \{\mathbf{v}_1, \mathbf{v}_{m/2+2}, \dots, \mathbf{v}_m\}, \end{aligned}$$

then for $i \in \{k/2 + 1, \dots, k\}$, we define $B_i = (B_{i-k/2})^c$. The i -th logical qubit of QRM(m) is the logical qubit defined by $\bar{X}(B_i)$ and $\bar{Z}(B_i)$.

Example 3. Let $m = 4$ and consider QRM(4). Logical qubits 1 to 6 of the code correspond to the canonical logical qubit indices $B_1 = \{1, 2\}$, $B_2 = \{1, 3\}$, $B_3 = \{1, 4\}$, $B_4 = \{3, 4\}$, $B_5 = \{2, 4\}$, and $B_6 = \{2, 3\}$, respectively. Stabilizer generators of QRM(4) can be constructed from the generators of RM(1, 4). A choice of stabilizer generators corresponding to the generators $\{\mathbf{v}_A : 0 \leq |A| \leq 1\}$ of RM(1, 4) is described in Table 2. Logical Pauli operators of QRM(4) as defined in Definition 6 are described in Table 3.

For any QRM(m) of block length $n = 2^m$, the total number of stabilizer generators of QRM(m) is $s = 2 \left(\binom{m}{0} + \dots + \binom{m}{m/2-1} \right)$, and the total number of logical qubits of QRM(m) is $k = \binom{m}{m/2}$. These numbers satisfy the property $n = k + s$ of any $[[n, k, d]]$ stabilizer code. The (quantum) code distance of QRM(m) is determined by the (classical) code distance of $\mathcal{C}_x = \mathcal{C}_z = \text{RM}(m/2, 2)$, which is $2^{m-m/2} = 2^{m/2}$. That is, QRM(m) is a $[[2^m, \binom{m}{m/2}, 2^{m/2}]]$ code. When m is large, we can apply Stirling's approximation and show that the code parameters of QRM(m) are $[[n = 2^m, k \approx 2^m / \sqrt{\pi m/2} = n / \sqrt{\pi \log_2(n)/2}, d = 2^{m/2} = \sqrt{n}]]$.

It is also possible to show that for any QRM(m), the weight of all stabilizer generators can be reduced to $2^{m/2+1} = 2\sqrt{n}$.

Theorem 2 (Weight-reduced stabilizer generators of quantum Reed–Muller codes). Let m be a positive even number. For any QRM(m), there exists a set of stabilizer generators for the stabilizer group of QRM(m) such that the weight of each stabilizer generator is $2^{m/2+1} = 2\sqrt{n}$ (where $n = 2^m$).

Proof. We will show that for any classical Reed–Muller code RM($m/2-1, m$), there exists a set of generators $\{\mathbf{h}_A\}$ such that the Hamming weight of each generator is $2^{m/2+1} = 2\sqrt{n}$. Recall that RM($m/2-1, m$) is generated by all vectors \mathbf{v}_A such that $0 \leq |A| \leq m/2-1$. We define a new vector \mathbf{h}_A over a set of vector indices A as follows.

1. If $|A| = m/2-1$, we let $\mathbf{h}_A = \mathbf{v}_A$. By Proposition 1, \mathbf{h}_A has weight $2^{m/2+1}$.

X-type	A	$g_x(A)$															
	\emptyset	X	X	X	X	X	X	X	X	X	X	X	X	X	X	X	X
	$\{1\}$	I	X	I	X	I	X	I	X	I	X	I	X	I	X	I	X
	$\{2\}$	I	I	X	X	I	I	X	X	I	I	X	X	I	I	X	X
	$\{3\}$	I	I	I	I	X	X	X	X	I	I	I	I	X	X	X	X
	$\{4\}$	I	I	I	I	I	I	I	I	X	X	X	X	X	X	X	X
Z-type	A	$g_z(A)$															
	\emptyset	Z	Z	Z	Z	Z	Z	Z	Z	Z	Z	Z	Z	Z	Z	Z	Z
	$\{1\}$	I	Z	I	Z	I	Z	I	Z	I	Z	I	Z	I	Z	I	Z
	$\{2\}$	I	I	Z	Z	I	I	Z	Z	I	I	Z	Z	I	I	Z	Z
	$\{3\}$	I	I	I	I	Z	Z	Z	Z	I	I	I	I	Z	Z	Z	Z
	$\{4\}$	I	I	I	I	I	I	I	I	Z	Z	Z	Z	Z	Z	Z	Z
bit indices	x_4	0	0	0	0	0	0	0	0	1	1	1	1	1	1	1	1
	x_3	0	0	0	0	1	1	1	1	0	0	0	0	1	1	1	1
	x_2	0	0	1	1	0	0	1	1	0	0	1	1	0	0	1	1
	x_1	0	1	0	1	0	1	0	1	0	1	0	1	0	1	0	1

Table 2: A choice of stabilizer generators of the quantum Reed–Muller code QRM(4) according to Definition 5, which correspond to the generators $\{\mathbf{v}_A : 0 \leq |A| \leq 1\}$ of the classical Reed–Muller code RM(1, 4).

X-type	B	$\bar{X}(B)$															
	$B_1 = \{1, 2\}$	I	I	I	X	I	I	I	X	I	I	I	X	I	I	I	X
	$B_2 = \{1, 3\}$	I	I	I	I	I	X	I	X	I	I	I	I	I	X	I	X
	$B_3 = \{1, 4\}$	I	I	I	I	I	I	I	I	I	X	I	X	I	X	I	X
	$B_4 = \{3, 4\}$	I	I	I	I	I	I	I	I	I	I	I	I	X	X	X	X
	$B_5 = \{2, 4\}$	I	I	I	I	I	I	I	I	I	I	X	X	I	I	X	X
	$B_6 = \{2, 3\}$	I	I	I	I	I	I	X	X	I	I	I	I	I	I	X	X
Z-type	B	$\bar{Z}(B)$															
	$B_1 = \{1, 2\}$	I	I	I	I	I	I	I	I	I	I	I	I	Z	Z	Z	Z
	$B_2 = \{1, 3\}$	I	I	I	I	I	I	I	I	I	I	Z	Z	I	I	Z	Z
	$B_3 = \{1, 4\}$	I	I	I	I	I	I	Z	Z	I	I	I	I	I	I	Z	Z
	$B_4 = \{3, 4\}$	I	I	I	Z	I	I	I	Z	I	I	I	Z	I	I	I	Z
	$B_5 = \{2, 4\}$	I	I	I	I	I	Z	I	Z	I	I	I	I	I	Z	I	Z
	$B_6 = \{2, 3\}$	I	I	I	I	I	I	I	I	I	Z	I	Z	I	Z	I	Z
bit indices	x_4	0	0	0	0	0	0	0	0	1	1	1	1	1	1	1	1
	x_3	0	0	0	0	1	1	1	1	0	0	0	0	1	1	1	1
	x_2	0	0	1	1	0	0	1	1	0	0	1	1	0	0	1	1
	x_1	0	1	0	1	0	1	0	1	0	1	0	1	0	1	0	1

Table 3: Logical Pauli operators of the quantum Reed–Muller code QRM(4) according to Definitions 6 and 7.

2. If $|A| = m/2 - 1 - c$ where $1 \leq c \leq m/2 - 2$, we can pick any set of c vector indices $\{i_1, \dots, i_c\} \subsetneq [m] \setminus A$, and define $\mathbf{h}_A = \mathbf{v}_A (\mathbf{1} + \mathbf{v}_{i_1}) \cdots (\mathbf{1} + \mathbf{v}_{i_c})$. By Proposition 1, we find that \mathbf{h}_A has weight $2^{m-|A|-c} = 2^{m/2+1}$. We also find that $\mathbf{h}_A = \sum_{L \subseteq \{i_1, \dots, i_c\}} \mathbf{v}_{A \cup L}$, which is a linear combination of \mathbf{v}_A and some vectors $\mathbf{v}_{A'}$ such that $|A'| > m/2 - 1 - c$. Conversely, \mathbf{v}_A is a linear combination of \mathbf{h}_A and some vectors $\mathbf{h}_{A'}$ such that $|A'| > m/2 - 1 - c$.
3. If $|A| = 0$, we let $\mathbf{h}_\emptyset = (\mathbf{1} + \mathbf{v}_{i_1}) \cdots (\mathbf{1} + \mathbf{v}_{i_{m/2-1}}) = \sum_{L \subseteq \{i_1, \dots, i_{m/2-1}\}} \mathbf{v}_L$ for some vector indices $i_1, \dots, i_{m/2-1} \in [m]$. Similarly, we can show that \mathbf{h}_\emptyset has weight $2^{m/2+1}$. We find that \mathbf{h}_\emptyset is a linear combination of $\mathbf{v}_\emptyset = \mathbf{1}$ and some vectors $\mathbf{v}_{A'}$ such that $|A'| > 0$. Conversely, \mathbf{v}_\emptyset is a linear combination of \mathbf{h}_\emptyset and some vectors $\mathbf{h}_{A'}$ such that $|A'| > 0$.

With the above definition of \mathbf{h}_A , we have that $\langle \mathbf{h}_A : 0 \leq |A| \leq m/2 - 1 \rangle = \langle \mathbf{v}_A : 0 \leq |A| \leq m/2 - 1 \rangle = \text{RM}(m/2 - 1, m)$. Let $h_x(A) = \mathbf{X}(\mathbf{h}_A)$ and $h_z(A) = \mathbf{Z}(\mathbf{h}_A)$. We find that the quantum Reed–Muller code $\text{QRM}(m)$ can be generated by $\bigcup_{A \subseteq [m]}^{0 \leq |A| \leq m/2-1} \{h_x(A), h_z(A)\}$. The weight of each stabilizer generator $h_x(A)$ or $h_z(A)$ is equal to the Hamming weight of \mathbf{h}_A , which is $2^{m/2+1} = 2\sqrt{n}$. \square

Example 4. The following is a choice of stabilizer generators of $\text{QRM}(4)$ alternative to the one in Example 3, which is constructed from Theorem 2. From the generators $\{\mathbf{v}_A : 0 \leq |A| \leq 1\}$ of $\text{RM}(1, 4)$, we can let $\mathbf{h}_A = \mathbf{v}_A$ when $|A| = 1$, and let $\mathbf{h}_\emptyset = \mathbf{1} + \mathbf{v}_4$. Stabilizer generators corresponding to the generators $\{\mathbf{h}_A : 0 \leq |A| \leq 1\}$ of $\text{RM}(1, 4)$ are described in Table 4. For this choice, all stabilizer generators have weight $2\sqrt{n} = 8$.

X-type	A	$h_x(A)$															
	\emptyset	X	X	X	X	X	X	X	X	1	1	1	1	1	1	1	1
	$\{1\}$	1	X	1	X	1	X	1	X	1	X	1	X	1	X	1	X
	$\{2\}$	1	1	X	X	1	1	X	X	1	1	X	X	1	1	X	X
	$\{3\}$	1	1	1	1	X	X	X	X	1	1	1	1	X	X	X	X
	$\{4\}$	1	1	1	1	1	1	1	1	X	X	X	X	X	X	X	X
Z-type	A	$h_z(A)$															
	\emptyset	Z	Z	Z	Z	Z	Z	Z	Z	1	1	1	1	1	1	1	1
	$\{1\}$	1	Z	1	Z	1	Z	1	Z	1	Z	1	Z	1	Z	1	Z
	$\{2\}$	1	1	Z	Z	1	1	Z	Z	1	1	Z	Z	1	1	Z	Z
	$\{3\}$	1	1	1	1	Z	Z	Z	Z	1	1	1	1	Z	Z	Z	Z
	$\{4\}$	1	1	1	1	1	1	1	1	Z	Z	Z	Z	Z	Z	Z	Z
bit indices	x_4	0	0	0	0	0	0	0	0	1	1	1	1	1	1	1	1
	x_3	0	0	0	0	1	1	1	1	0	0	0	0	1	1	1	1
	x_2	0	0	1	1	0	0	1	1	0	0	1	1	0	0	1	1
	x_1	0	1	0	1	0	1	0	1	0	1	0	1	0	1	0	1

Table 4: Weight-reduced stabilizer generators of the quantum Reed–Muller code $\text{QRM}(4)$ constructed from Theorem 2.

Quantum Reed–Muller codes are not quantum LDPC codes as the stabilizer weights increase with the block length. Theorem 2 can help us construct a generating set with minimal weights for the quantum Reed–Muller codes, which can be very useful if the FTEC schemes to be applied are Shor [1, 67] or flag [68, 69] schemes as their circuits scale with the weight of the stabilizer generators to be measured. The stabilizer weights might not affect the scaling of the circuits for Steane [70, 71] or Knill [72] schemes directly since their circuits involve transversal gates and are independent of stabilizer weight. However, the stabilizer weights could affect the preparation of the ancilla blocks required for such schemes.

3 Logical Clifford operators of quantum Reed–Muller codes

In this section, we first provide constructions of fold-transversal gates for the quantum Reed–Muller codes $\text{QRM}(m)$ from automorphisms of its corresponding classical Reed–Muller code $\text{RM}(m/2-1, m)$. A sequence of such fold-transversal gates can then be used to construct addressable \bar{S} gates on any logical qubit and addressable controlled-Z gates on specific logical qubit pairs. With the help of a transversal gate $H^{\otimes n}$, we later show that addressable \bar{H} , addressable \bar{SW} , and addressable controlled-Z gates on any logical qubit (or any pair of logical qubits) can also be constructed. These gates are sufficient to generate the full logical Clifford group for any $\text{QRM}(m)$.

3.1 Fold-transversal gates constructed from code automorphisms

Transversal gates [22] are known to provide an efficient way to perform fault-tolerant quantum computation on a code space since the implementation has circuit-depth one and no ancilla qubits are required. A transversal gate applied to a single code block involves only single-qubit gates, thus does not spread errors within the code block. For any stabilizer code, any logical Pauli operation can be implemented transversally since there exists a choice of symplectic basis such that the logical Pauli X (Z) operator on each logical qubit can be written as a tensor product of physical X (Z) and I operators [73, 74]. For other logical operations such as logical Clifford or non-Clifford operations, whether their transversal implementation exists depends on the code symmetry. One well-known example of a stabilizer code that admits a transversal implementation of several Clifford gates is the $[[7, 1, 3]]$ Steane code [56], which is the smallest 2D color code [15]. For this code, logical Pauli operators are $\bar{X} = X^{\otimes 7}$ and $\bar{Z} = Z^{\otimes 7}$, and \bar{H} and \bar{S} gates can be implemented transversally by $H^{\otimes 7}$ and $(S^\dagger)^{\otimes 7}$, respectively.²

Fold-transversal gates [23, 24] provide an alternative way to implement logical gates with a constant-depth circuit and without ancilla qubits; for a general CSS code, the X- and Z-type stabilizer generators may not overlap, in which case a transversal gate such as $H^{\otimes n}$ would not be a valid logical operator since it would not preserve the stabilizer group. However, on some CSS codes, it is possible to find a permutation of physical qubits that maps the support of each X-type generator to that of some Z-type generator (and vice versa). Such permutations are called *ZX-dualities*, and a CSS code that possesses ZX-dualities is called *self-ZX-dual* [24]. The surface code is an example of a self-ZX-dual CSS code: for the unrotated variant, one can reflect the code along its diagonal line to swap the X- and Z-type generators. For self-ZX-dual CSS codes, some logical gates can be implemented by a constant-depth circuit that involves only single-qubit gates and two-qubit gates with non-overlapping supports; such a logical gate is called fold-transversal. As an example, the \bar{H} gate of an unrotated surface code can be implemented by applying $H^{\otimes n}$ and swapping each physical qubit with its reflection along the diagonal line. Fold-transversal gates were originally developed for surface codes in [23], and were generalized to any self-ZX-dual CSS code in [24]. Note that self-dual CSS codes are a special case of self-ZX-dual CSS codes in which the trivial permutation serves as a ZX-duality.

Although the definition of fold-transversal gates in Ref. [24] covers transversal gates, we make a distinction between transversal and fold-transversal gates in this work. In particular, a *transversal gate* refers to a logical gate whose implementation comprises only single-qubit gates, i.e., the gate is strictly transversal. In contrast, a *fold-transversal gate* refers to a logical gate which is *not* strictly transversal, whose implementation comprises two-qubit gates with non-overlapping supports and single-qubit gates. In this work, we are interested only in operations inside a single code block, and not those involving two or more blocks.

The transversal and fold-transversal gates developed in this work are related to the Hadamard gate H , the phase gate S , the swap gate SW , the controlled-NOT gate CX , and two types of controlled-Z gates; namely, the zero-zero-controlled-Z gate $C_{00}Z$ and the one-one-controlled-Z gate $C_{11}Z$. The actions of these

²The full logical Clifford group of the Steane code defined on a single code block is $\bar{C}_1 = \langle \bar{H}, \bar{S} \rangle$ which can be achieved using only transversal gates, but this is not a high-rate code since $k = 1$.

gates in the computational basis can be described by the following matrices:

$$H = \frac{1}{\sqrt{2}} \begin{pmatrix} 1 & 1 \\ 1 & -1 \end{pmatrix}, \quad S = \begin{pmatrix} 1 & 0 \\ 0 & i \end{pmatrix}, \quad SW = \begin{pmatrix} 1 & 0 & 0 & 0 \\ 0 & 0 & 1 & 0 \\ 0 & 1 & 0 & 0 \\ 0 & 0 & 0 & 1 \end{pmatrix},$$

$$CX = \begin{pmatrix} 1 & 0 & 0 & 0 \\ 0 & 1 & 0 & 0 \\ 0 & 0 & 0 & 1 \\ 0 & 0 & 1 & 0 \end{pmatrix}, \quad C_{00}Z = \begin{pmatrix} -1 & 0 & 0 & 0 \\ 0 & 1 & 0 & 0 \\ 0 & 0 & 1 & 0 \\ 0 & 0 & 0 & 1 \end{pmatrix}, \quad C_{11}Z = \begin{pmatrix} 1 & 0 & 0 & 0 \\ 0 & 1 & 0 & 0 \\ 0 & 0 & 1 & 0 \\ 0 & 0 & 0 & -1 \end{pmatrix},$$

where $i = \sqrt{-1}$. Note that $C_{11}Z$ is the conventional controlled-Z gate in the literature, and $C_{00}Z = (X \otimes X)C_{11}Z(X \otimes X) = C_{11}Z(Z \otimes Z)$ up to some global phase. Illustrations of H , S , SW , CX , $C_{00}Z$, and $C_{11}Z$ gates in a quantum circuit are shown in Fig. 1.

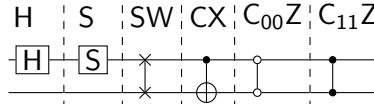


Fig. 1: Circuit diagrams for the Hadamard gate H , the phase gate S , the swap gate SW , the controlled-NOT gate CX , and two types of controlled-Z gates $C_{00}Z$ and $C_{11}Z$.

H , S , SW , CX , $C_{00}Z$ and $C_{11}Z$ transform the Pauli X and Z operators as follows:

$$\begin{array}{ll} H: & X \mapsto Z, & Z \mapsto X, \\ S: & X \mapsto iXZ, & Z \mapsto Z, \\ SW: & X \otimes I \mapsto I \otimes X, & Z \otimes I \mapsto I \otimes Z, \\ CX: & X \otimes I \mapsto X \otimes X, & Z \otimes I \mapsto Z \otimes I, \\ & I \otimes X \mapsto I \otimes X, & I \otimes Z \mapsto Z \otimes Z, \\ C_{00}Z: & X \otimes I \mapsto -X \otimes Z, & Z \otimes I \mapsto Z \otimes I, \\ & I \otimes X \mapsto -Z \otimes X, & I \otimes Z \mapsto I \otimes Z, \\ C_{11}Z: & X \otimes I \mapsto X \otimes Z, & Z \otimes I \mapsto Z \otimes I, \\ & I \otimes X \mapsto Z \otimes X, & I \otimes Z \mapsto I \otimes Z, \end{array}$$

where the first and second qubits that the CX gate acts on are the control and target qubits, respectively.

In this work, we define two types of fold-transversal gates as follows.³

Definition 8. Suppose that $\pi : \{0, \dots, 2^m - 1\} \rightarrow \{0, \dots, 2^m - 1\}$ is a permutation of 2^m bits that satisfies $\pi^2 = e$. The *swap-type fold-transversal gate* $U_S(\pi)$ is constructed by

1. applying physical SW to each pair of physical qubits $\{p, \pi(p)\}$ satisfying $p < \pi(p)$, and
2. applying nothing (I) to any qubit q satisfying $q = \pi(q)$.

The *phase-type fold-transversal gate* $U_P(\pi)$ is constructed by

1. applying physical $C_{11}Z$ to each pair of physical qubits $\{p, \pi(p)\}$ satisfying $p < \pi(p)$, and
2. applying physical S to any qubit q satisfying $q = \pi(q)$.

Swap-type fold-transversal gates $U_S(\pi)$ and phase-type fold transversal gates $U_P(\pi)$ transform any Pauli- X or Pauli- Z operator as follows:

³Note that the types of fold-transversal gates considered in this work are slightly different from the ones defined in [24].

Proposition 3. Let $\mathbf{w} \in \mathbb{Z}_2^{2^m}$ be a binary vector and suppose that the permutation π satisfies $\pi^2 = e$. Then,

1. $U_S(\pi)$ transforms $X(\mathbf{w}) \mapsto X(M_\pi \mathbf{w})$ and $Z(\mathbf{w}) \mapsto Z(M_\pi \mathbf{w})$;
2. $U_P(\pi)$ transforms $X(\mathbf{w}) \mapsto (i)^c X(\mathbf{w}) Z(M_\pi \mathbf{w})$ and $Z(\mathbf{w}) \mapsto Z(\mathbf{w})$, where $c = \text{wt}(\mathbf{w} \wedge M_\pi \mathbf{w})$.

Proof. In what follows, a single-qubit physical gate V applied to the p -th physical qubit is denoted by V_p , and a two-qubit physical gate W applied to the p -th and q -th physical qubits is denoted by $W_{p,q}$.

- (1) From the definition of $U_S(\pi)$, physical qubits are permuted by swap gates similar to how the physical bits of \mathbf{w} are permuted by π . Therefore, $X(\mathbf{w})$ (or $Z(\mathbf{w})$) is mapped to $X(M_\pi \mathbf{w})$ (or $Z(M_\pi \mathbf{w})$).
- (2) All physical gates in $U_P(\pi)$ act trivially on Pauli-Z operators, so $Z(\mathbf{w})$ is mapped to itself. Next, consider the p -th bit of \mathbf{w} in which the bit value is 1. The bit corresponds to the tensor factor X_p of the operator $X(\mathbf{w})$. If p satisfies $p = \pi(p)$, then $U_P(\pi)$ applies S_p , so X_p is mapped to $iX_p Z_p = iX_p Z_{\pi(p)}$. If p satisfies $p < \pi(p)$, then $U_P(\pi)$ applies $(C_{11}Z)_{p,\pi(p)}$, so X_p is mapped to $X_p Z_{\pi(p)}$, and $X_{\pi(p)}$ is mapped to $X_{\pi(p)} Z_p$. Therefore, $U_P(\pi)$ maps $X(\mathbf{w})$ to $(i)^\alpha X(\mathbf{w}) Z(M_\pi \mathbf{w})$ where $(i)^\alpha$ is some phase factor and α is some integer. Recall that a physical S maps X to Y , and a physical CZ gate maps $X \otimes I$ to $X \otimes Z$, $I \otimes X$ to $Z \otimes X$, and $X \otimes X$ to $Y \otimes Y$. That is, under the operation of $U_P(\pi)$, $X(\mathbf{w})$ is mapped to some Pauli operator P which is a tensor product of I, X, Y, Z without phase factor. Let P_X and P_Z be the X -part and the Z -part of P , respectively. Because $Y = iXZ$, we can write $P = (i)^c P_X P_Z$ where c is the number of Y 's in P . Since $P_X = X(\mathbf{w})$ and $P_Z = Z(M_\pi \mathbf{w})$, we have that $(i)^\alpha = (i)^c$ where c is the number of bits where \mathbf{w} and $M_\pi \mathbf{w}$ overlap, given by $\text{wt}(\mathbf{w} \wedge M_\pi \mathbf{w})$. That is, $U_P(\pi)$ maps $X(\mathbf{w})$ to $(i)^c X(\mathbf{w}) Z(M_\pi \mathbf{w})$ where $c = \text{wt}(\mathbf{w} \wedge M_\pi \mathbf{w})$. \square

Next, we prove that when the permutation π is either $P(i, j)$ or $Q(i, j)$ as defined in Section 2.2, both $U_S(\pi)$ and $U_P(\pi)$ preserve the stabilizer group of $\text{QRM}(m)$, thus are valid logical operators.

Theorem 3 (Code-space preservation of fold-transversal gates from $P(i, j)$ and $Q(i, j)$). Let m be a positive even number, $\text{QRM}(m)$ be the quantum Reed–Muller code defined in Definition 4, and $P(i, j)$ and $Q(i, j)$ be permutations defined in Definition 3 where $i, j \in [m]$, $i \neq j$. Then, the stabilizer group of $\text{QRM}(m)$ is preserved under the operation of $U_S(P(i, j))$, $U_P(P(i, j))$, $U_S(Q(i, j))$, or $U_P(Q(i, j))$.

Proof. We start by considering $\pi = P(i, j)$. Recall that $P(i, j)$ maps \mathbf{v}_i to \mathbf{v}_j , maps \mathbf{v}_j to \mathbf{v}_i , and maps \mathbf{v}_l to itself if $l \neq i, j$. Any X -type (Z -type) stabilizer generator of $\text{QRM}(m)$ is of the form $g_x(A) = X(\mathbf{v}_A)$ ($g_z(A) = Z(\mathbf{v}_A)$) where $A \subseteq [m]$, $0 \leq |A| \leq m/2 - 1$. By Propositions 2 and 3, $U_S(P(i, j))$ maps $g_x(A)$ as follows.

1. If either $\{i, j\} \subsetneq A$ or $\{i, j\} \cap A = \emptyset$, then $g_x(A) \mapsto g_x(A)$.
2. If $i \in A$ but $j \notin A$, then $g_x(A) \mapsto g_x(A')$ where $A' = (A \cup \{j\}) \setminus \{i\}$.
3. If $j \in A$ but $i \notin A$, then $g_x(A) \mapsto g_x(A')$ where $A' = (A \cup \{i\}) \setminus \{j\}$.

Note that if $U_S(P(i, j))$ maps $g_x(A)$ to $g_x(A')$, it also maps $g_x(A')$ to $g_x(A)$. Similar arguments are applicable to the transformation of $g_z(A)$ by $U_S(P(i, j))$. Thus, the stabilizer group of $\text{QRM}(m)$, which is generated by $\bigcup_{A \subseteq [m]}^{0 \leq |A| \leq m/2-1} \{g_x(A), g_z(A)\}$, is preserved under the operation of $U_S(P(i, j))$.

For any $A \subseteq [m]$, $0 \leq |A| \leq m/2 - 1$, $U_P(P(i, j))$ maps $g_z(A)$ to itself and maps $g_x(A)$ as follows.

1. If either $\{i, j\} \subsetneq A$ or $\{i, j\} \cap A = \emptyset$, then $g_x(A) \mapsto (i)^c g_x(A) g_z(A)$ where $c = \text{wt}(\mathbf{v}_A \wedge \mathbf{v}_A) = \text{wt}(\mathbf{v}_A)$. By Proposition 1, $c = 2^{m-|A|}$. Because $0 \leq |A| \leq m/2 - 1$ and $m \geq 2$, c is always divisible by 4. Thus, $g_x(A)$ is mapped to $g_x(A) g_z(A)$.
2. If $i \in A$ but $j \notin A$ (which can occur only when $m \geq 4$), then $g_x(A) \mapsto (i)^c g_x(A) g_z(A')$ where $A' = (A \cup \{j\}) \setminus \{i\}$ and $c = \text{wt}(\mathbf{v}_A \wedge \mathbf{v}_{A'}) = \text{wt}(\mathbf{v}_{A \cup \{j\}})$. By Proposition 1, $c = 2^{m-|A|-1}$. Because $0 \leq |A| \leq m/2 - 1$ and $m \geq 4$, c is always divisible by 4. Thus, $g_x(A)$ is mapped to $g_x(A) g_z(A')$.

3. If $j \in A$ but $i \notin A$ (which can occur only when $m \geq 4$), then $g_x(A) \mapsto (i)^c g_x(A) g_z(A')$ where $A' = (A \cup \{i\}) \setminus \{j\}$ and $c = \text{wt}(\mathbf{v}_A \wedge \mathbf{v}_{A'}) = \text{wt}(\mathbf{v}_{A \cup \{i\}})$. Similarly to the previous case, $c = 2^{m-|A|-1}$ is always divisible by 4. Thus, $g_x(A)$ is mapped to $g_x(A) g_z(A')$.

Therefore, the stabilizer group of $\text{QRM}(m)$ is preserved under the operation of $\text{U}_P(P(i, j))$.

Next, we consider $\pi = Q(i, j)$. Recall that $Q(i, j)$ maps \mathbf{v}_i to $\mathbf{v}_i + \mathbf{v}_j$, and maps \mathbf{v}_l to itself if $l \neq i$. For any $A \subsetneq [m]$, $0 \leq |A| \leq m/2 - 1$, $\text{U}_S(Q(i, j))$ maps $g_x(A)$ as follows.

1. If $i \notin A$, then $g_x(A) \mapsto g_x(A)$.
2. If $i \in A$, then $g_x(A) \mapsto g_x(A) g_x(A')$ where $A' = (A \cup \{j\}) \setminus \{i\}$.

Similar arguments are applicable to the transformation of $g_z(A)$ by $\text{U}_S(Q(i, j))$. Thus, the stabilizer group of $\text{QRM}(m)$ is preserved under the operation of $\text{U}_S(Q(i, j))$.

For any $A \subsetneq [m]$, $0 \leq |A| \leq m/2 - 1$, $\text{U}_P(Q(i, j))$ maps $g_z(A)$ to itself and maps $g_x(A)$ as follows.

1. If $i \notin A$, then $g_x(A) \mapsto (i)^c g_x(A) g_z(A)$ where $c = \text{wt}(\mathbf{v}_A \wedge \mathbf{v}_A) = \text{wt}(\mathbf{v}_A) = 2^{m-|A|}$ (by Proposition 1). Because $0 \leq |A| \leq m/2 - 1$ and $m \geq 2$, c is always divisible by 4. Thus, $g_x(A)$ is mapped to $g_x(A) g_z(A)$.
2. If $i \in A$, then $g_x(A) \mapsto (i)^c g_x(A) g_z(A) g_z(A')$ where $A' = (A \cup \{j\}) \setminus \{i\}$ and $c = \text{wt}(\mathbf{v}_A \wedge (\mathbf{v}_A + \mathbf{v}_{A'}))$.
 - (a) If $j \in A$, then $\mathbf{v}_A \wedge (\mathbf{v}_A + \mathbf{v}_{A'}) = \mathbf{v}_A + \mathbf{v}_A = \mathbf{0}$, thus $c = 0$.
 - (b) If $j \notin A$ (which can occur only when $m \geq 4$), then $\mathbf{v}_A \wedge (\mathbf{v}_A + \mathbf{v}_{A'}) = \mathbf{v}_A + \mathbf{v}_{A \cup \{j\}} = \mathbf{v}_A \wedge (\mathbf{1} + \mathbf{v}_j)$. Thus, $c = 2^{m-|A|-1}$ by Proposition 1. Since $0 \leq |A| \leq m/2 - 1$ and $m \geq 4$, c is always divisible by 4.

In both cases, $g_x(A)$ is mapped to $g_x(A) g_z(A) g_z(A')$.

Therefore, the stabilizer group of $\text{QRM}(m)$ is preserved under the operation of $\text{U}_P(Q(i, j))$. \square

A product of automorphisms is an automorphism, so it is also possible to construct fold-transversal gates from a product of automorphisms. In this work, we are particularly interested in phase-type fold-transversal gates constructed from products of $Q(i, j)$, which will be later used as ingredients to construct addressable gates for $\text{QRM}(m)$. We introduce the following notation to describe such products of automorphisms.

Definition 9. Let m be a positive even number and let $K = \{(i_1, i_2), \dots, (i_{2c-1}, i_{2c})\}$ be a set of c ordered pairs such that $i_1, \dots, i_{2c} \in [m]$ are all distinct. We define $Q(K)$ to be the product $Q(i_1, i_2) \cdots Q(i_{2c-1}, i_{2c})$. We also define $F_1(K) = \{i_1, i_3, \dots, i_{2c-1}\}$ to be the set of the first elements from each ordered pair in K , and define $F_2(K) = \{i_2, i_4, \dots, i_{2c}\}$ to be the set of the second arguments of K . We also define $Q(\emptyset) = e$ (the trivial permutation).

Because we require the vector indices $i_1, \dots, i_{2c} \in [m]$ that appear in K to all be distinct, the order of the permutations in the product does not matter. For example, we have that $Q(K) = Q(i_1, i_2) \cdots Q(i_{2c-1}, i_{2c}) = Q(i_{2c-1}, i_{2c}) \cdots Q(i_1, i_2)$. The commutation relations are also applicable to their corresponding matrices; $M_{Q(K)} = M_{Q(i_1, i_2)} \cdots M_{Q(i_{2c-1}, i_{2c})} = M_{Q(i_{2c-1}, i_{2c})} \cdots M_{Q(i_1, i_2)}$. The same requirement of i_1, \dots, i_{2c} also limits the maximum size of K to $m/2$.

For any K , it is possible to show that $\text{U}_P(Q(K))$ is a valid logical operator.

Theorem 4 (Code-space preservation of phase-type fold-transversal gates from $Q(K)$). Let m be a positive even number, $\text{QRM}(m)$ be the quantum Reed–Muller code defined in Definition 4, and K be a set of ordered pairs defined in Definition 9 of size $0 \leq |K| \leq m/2$. Then, for any K , the stabilizer group of $\text{QRM}(m)$ is preserved under the operation of $\text{U}_P(Q(K))$.

A proof of Theorem 4 is provided in Appendix A.

Example 5. Consider $\text{QRM}(4)$. Swap-type fold-transversal gates $U_S(e)$, $U_S(P(1, 2))$, $U_S(P(3, 4))$, $U_S(Q(1, 2))$, $U_S(Q(3, 4))$, and $U_S(Q(1, 2)Q(3, 4))$ can be implemented by the circuits in Fig. 2, while phase-type fold-transversal gates $U_P(e)$, $U_P(P(1, 2))$, $U_P(P(3, 4))$, $U_P(Q(1, 2))$, $U_P(Q(3, 4))$, and $U_P(Q(1, 2)Q(3, 4))$ can be implemented by the circuits in Fig. 3.

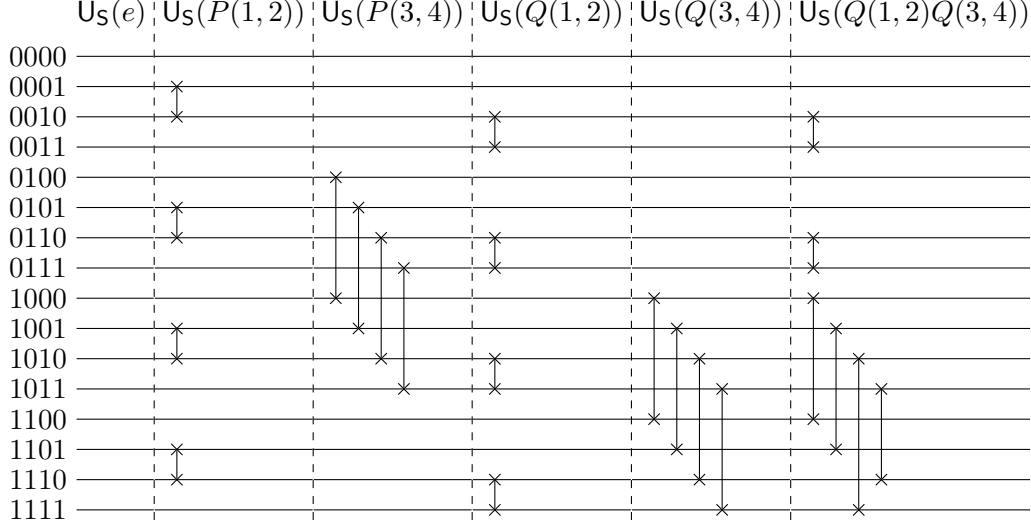


Fig. 2: Examples of swap-type fold-transversal gates for the quantum Reed–Muller code $\text{QRM}(4)$.




Fig. 3: Examples of phase-type fold-transversal gates for the quantum Reed–Muller code $\text{QRM}(4)$.

3.2 Addressable gates from transversal and fold-transversal gates

3.2.1 Addressable \bar{S} , \bar{S}^\dagger , and $\overline{C_{00}Z}$ gates

Recall that for our choice of logical Pauli operators, we can describe any logical qubit using its logical qubit index B , which is a set of basis vector indices of size $|B| = m/2$ (Definition 6). Similarly, we can describe any logical operator on one or two logical qubits using the following notations.

Definition 10. Let V (or W) be any single-qubit (or two-qubit) unitary operator. The corresponding logical operator that acts on the logical qubit with logical qubit index B (or two logical qubits with logical qubit indices B, B') is denoted by $\bar{V}(B)$ (or $\bar{W}(B, B')$). When $B = B_i$ and $B' = B_j$ are canonical logical qubit indices according to Definition 7, we may use a shorthand notation $\bar{V}(i) = \bar{V}(B_i)$ (or $\bar{W}(i, j) = \bar{W}(B_i, B_j)$).

Examples of such logical operators are the logical Hadamard gate $\bar{H}(B)$, the logical phase gate $\bar{S}(B)$, the logical swap gate $\bar{SW}(B, B')$, and two types of logical controlled-Z gates $\bar{C}_{00}\bar{Z}(B, B')$ and $\bar{C}_{11}\bar{Z}(B, B')$.

Next, we consider the logical operation of the phase-type fold-transversal gate $U_P(Q(K))$ corresponding to an automorphism $Q(K)$. On our choice of symplectic basis (Definition 6), $U_P(Q(K))$ generally does not act as an addressable gate on the logical subspace; it acts as a product of \bar{S} , $\bar{C}_{00}\bar{Z}$, and $\bar{C}_{11}\bar{Z}$ on multiple logical qubits. The logical operation of any $U_P(Q(K))$ can be found using the following theorem.

Theorem 5 (Logical operation of a phase-type fold-transversal gate). Let m be a positive even number, $QRM(m)$ be the quantum Reed–Muller code defined in Definition 4, and K be a set of ordered pairs defined in Definition 9 of size $0 \leq |K| \leq m/2$. The following logical gates are implemented by the action of $U_P(Q(K))$:

1. $\bar{C}_{11}\bar{Z}(B, B')$ is applied to any unordered pair of logical qubits $\{B, B'\}$ satisfying $F_1(L) \subseteq B$, $F_2(L) \cap B = \emptyset$, and

$$B' = (B^c \cup F_1(L)) \setminus F_2(L), \quad (9)$$

for all $L \subseteq K$ such that $|L| \leq m/2 - 2$.

2. Additionally, if $|K| \geq m/2 - 1$, $\bar{C}_{00}\bar{Z}(D, D')$ is applied to any unordered pair of logical qubits $\{D, D'\}$ satisfying $F_1(L) \subseteq D$, $F_2(L) \cap D = \emptyset$, and

$$D' = (D^c \cup F_1(L)) \setminus F_2(L), \quad (10)$$

for all $L \subseteq K$ such that $|L| = m/2 - 1$.

3. Additionally, if $|K| = m/2$, $\bar{S}(F_1(K))$ is applied when $m/2$ is even (or $\bar{S}^\dagger(F_1(K))$ is applied when $m/2$ is odd).

A proof of Theorem 5 is provided in Appendix A.

Example 6. Consider $QRM(4)$ with the canonical logical qubit indices, i.e., $B_1 = \{1, 2\}$, $B_2 = \{1, 3\}$, $B_3 = \{1, 4\}$, $B_4 = \{3, 4\}$, $B_5 = \{2, 4\}$, and $B_6 = \{2, 3\}$. The gates $U_P(e)$, $U_P(Q(1, 2))$, $U_P(Q(3, 4))$, and $U_P(Q(1, 2)Q(3, 4))$ implement the following logical operations.

K	$U_P(Q(K))$	Logical operation
\emptyset	$U_P(e)$	$\bar{C}_{11}\bar{Z}(1, 4)\bar{C}_{11}\bar{Z}(2, 5)\bar{C}_{11}\bar{Z}(3, 6)$
$\{(1, 2)\}$	$U_P(Q(1, 2))$	$\bar{C}_{11}\bar{Z}(1, 4)\bar{C}_{11}\bar{Z}(2, 5)\bar{C}_{11}\bar{Z}(3, 6)\bar{C}_{00}\bar{Z}(2, 3)$
$\{(3, 4)\}$	$U_P(Q(3, 4))$	$\bar{C}_{11}\bar{Z}(1, 4)\bar{C}_{11}\bar{Z}(2, 5)\bar{C}_{11}\bar{Z}(3, 6)\bar{C}_{00}\bar{Z}(2, 6)$
$\{(1, 2), (3, 4)\}$	$U_P(Q(1, 2)Q(3, 4))$	$\bar{C}_{11}\bar{Z}(1, 4)\bar{C}_{11}\bar{Z}(2, 5)\bar{C}_{11}\bar{Z}(3, 6)\bar{C}_{00}\bar{Z}(2, 3)\bar{C}_{00}\bar{Z}(2, 6)\bar{S}(2)$

None of the fold-transversal gates constructed from the automorphisms shown in Example 6 directly give an addressable gate. Nevertheless, it is possible to construct an addressable gate from a product of certain phase-type fold-transversal gates; for example, $U_P(e)U_P(Q(1, 2)) = \bar{C}_{00}\bar{Z}(2, 3)$. This motivates our development of the following theorem.

Theorem 6 (Logical operation of a product of phase-type fold-transversal gates). Let m be a positive even number, $QRM(m)$ be the quantum Reed–Muller code defined in Definition 4, and K be a set of ordered pairs defined in Definition 9 of size $0 \leq |K| \leq m/2$. The following logical gates are implemented by the action of $\prod_{L \subseteq K} U_P(Q(L))$:

1. If $|K| \leq m/2 - 2$, then $\overline{C_{11}Z}(B, B')$ is applied to any unordered pair of logical qubits $\{B, B'\}$ satisfying $F_1(K) \subseteq B$, $F_2(K) \cap B = \emptyset$, and

$$B' = (B^c \cup F_1(K)) \setminus F_2(K). \quad (11)$$

2. If $|K| = m/2 - 1$, then $\overline{C_{00}Z}(B, B')$ is applied to any unordered pair of logical qubits $\{B, B'\}$ satisfying $F_1(K) \subseteq B$, $F_2(K) \cap B = \emptyset$, and

$$B' = (B^c \cup F_1(K)) \setminus F_2(K). \quad (12)$$

3. If $|K| = m/2$, then $\overline{S}(F_1(K))$ is implemented if $m/2$ is even (or $\overline{S}^\dagger(F_1(K))$ is implemented if $m/2$ is odd).

A proof of Theorem 6 is provided in Appendix A.

Example 7. Consider QRM(4) with the canonical logical qubit indices, i.e., $B_1 = \{1, 2\}$, $B_2 = \{1, 3\}$, $B_3 = \{1, 4\}$, $B_4 = \{3, 4\}$, $B_5 = \{2, 4\}$, and $B_6 = \{2, 3\}$. The products $\prod_{L \subseteq K} U_P(Q(L))$ of $K = \emptyset$, $K = \{(1, 2)\}$, $K = \{(3, 4)\}$, and $K = \{(1, 2), (3, 4)\}$ implement the following logical operations.

K	$\prod_{L \subseteq K} U_P(Q(L))$	Logical operation
\emptyset	$U_P(e)$	$\overline{C_{11}Z}(1, 4)\overline{C_{11}Z}(2, 5)\overline{C_{11}Z}(3, 6)$
$\{(1, 2)\}$	$U_P(e)U_P(Q(1, 2))$	$\overline{C_{00}Z}(2, 3)$
$\{(3, 4)\}$	$U_P(e)U_P(Q(3, 4))$	$\overline{C_{00}Z}(2, 6)$
$\{(1, 2), (3, 4)\}$	$U_P(e)U_P(Q(1, 2))U_P(Q(3, 4))U_P(Q(1, 2)Q(3, 4))$	$\overline{S}(2)$

With Theorem 6, it is possible to construct an addressable \overline{S} gate on any logical qubit and an addressable $\overline{C_{00}Z}$ gate on certain pairs of logical qubits by choosing K that satisfies certain conditions on $F_1(K)$ and $F_2(K)$. The construction of such gates can be summarized in the following corollary.

Corollary 1 (addressable \overline{S} and addressable $\overline{C_{00}Z}$ gates). Let m be a positive even number, QRM(m) be the quantum Reed–Muller code defined in Definition 4, and K be a set of ordered pairs defined in Definition 9.

1. For any logical qubit index B , the addressable gate $\overline{S}(B)$ when $m/2$ is even (or $\overline{S}^\dagger(B)$ when $m/2$ is odd) can be implemented by choosing any K such that $F_1(K) = B$ then applying Theorem 6. The gate $\overline{S}^\dagger(B)$ when $m/2$ is even (or $\overline{S}(B)$ when $m/2$ is odd) can be implemented by the inverse operation of $\overline{S}(B)$ (or $\overline{S}^\dagger(B)$). The implementation of $\overline{S}(B)$ or $\overline{S}^\dagger(B)$ has depth $2^{m/2} = \sqrt{n}$.
2. For any two logical qubit indices B, B' that differ by exactly one basis vector (i.e., $|B \cap B'| = m/2 - 1$), the addressable gate $\overline{C_{00}Z}(B, B')$ can be implemented by choosing K such that $F_1(K) = B \cap B'$ and $F_2(K) = [m] - (B \cup B')$ then applying Theorem 6. The implementation of $\overline{C_{00}Z}(B, B')$ has depth $2^{m/2-1} = \sqrt{n}/2$.

Proof. (1) A set of ordered pairs K such that $F_1(K) = B$ always exists. By Theorem 6, $\prod_{L \subseteq K} U_P(Q(L))$ implements $\overline{S}(F_1(K))$ if $m/2$ is even (or $\overline{S}^\dagger(F_1(K))$ if $m/2$ is odd). The depth of $\prod_{L \subseteq K} U_P(Q(L))$ is $2^{|K|} = 2^{m/2} = \sqrt{n}$.

(2) Suppose that B and B' are logical qubit indices that differ by exactly one basis vector, i.e., $|B \cap B'| = m/2 - 1$. We can write $B = (B \cap B') \cup \{i_1\}$ and $B' = (B \cap B') \cup \{i_2\}$ for some basis vector indices i_1, i_2 . Let K be a set of ordered pairs such that $F_1(K) = B \cap B'$ and $F_2(K) = [m] - (B \cup B')$ (so that $F_1(K) \cup F_2(K)$ does not contain i_1, i_2). Such a K always exists since $|F_2(K)| = m - |B \cup B'| = m - (|B| + |B'| - |B \cap B'|) = |B \cap B'| = |F_1(K)|$. Note that $|K| = m/2 - 1$. By Theorem 6, $\prod_{L \subseteq K} U_P(Q(L))$ implements $\overline{C_{00}Z}(D, D')$ to any unordered pair of qubits $\{D, D'\}$ satisfying $F_1(K) \subseteq D$, $F_2(K) \cap D = \emptyset$, and $D' = (D^c \cup F_1(K)) \setminus F_2(K)$.

Choices of D satisfying $F_1(K) \subseteq D$ include (i) $D = F_1(K) \cup \{i_1\} = B$, (ii) $D = F_1(K) \cup \{i_2\} = B'$, and (iii) $D = F_1(K) \cup \{j\}$ for some $j \in F_2(K)$. However, (iii) does not satisfy $F_2(K) \cap D = \emptyset$. Also the choices of D in (i) and (ii), which are B and B' respectively, are related by $B' = (B^c \cup F_1(K)) \setminus F_2(K)$ (as well as, $B = ((B')^c \cup F_1(K)) \setminus F_2(K)$). Therefore, by choosing K as previously described, the product of all $\mathcal{U}_P(Q(L))$ such that $L \subseteq K$ implements the addressable gate $\overline{C_{00}Z}(B, B')$. The depth of $\prod_{L \subseteq K} \mathcal{U}_P(Q(L))$ is $2^{|K|} = 2^{m/2-1} = \sqrt{n}/2$. \square

Note that for each of the statements in Corollary 1, both $F_1(K)$ and $F_2(K)$ are unique. However, the choice of K that gives such $F_1(K)$ and $F_2(K)$ might not be unique.

Example 8. Consider QRM(4) with the canonical logical qubit indices, i.e., $B_1 = \{1, 2\}$, $B_2 = \{1, 3\}$, $B_3 = \{1, 4\}$, $B_4 = \{3, 4\}$, $B_5 = \{2, 4\}$, and $B_6 = \{2, 3\}$. The logical operation $\overline{C_{00}Z}(2, 3)$ can be implemented by applying Statement 2 of Theorem 6 to $K = \{(1, 2)\}$; in fact, this is the only K that can lead to $\overline{C_{00}Z}(2, 3)$. Meanwhile, the logical operation $\overline{S}(2)$ can be implemented by applying Statement 3 of Theorem 6 to either $K = \{(1, 2), (3, 4)\}$ or $K = \{(1, 4), (3, 2)\}$.

We point out that while all addressable \overline{S} gates can be obtained through Corollary 1, not all addressable $\overline{C_{00}Z}$ gates can be obtained from this construction. Fortunately, the missing addressable $\overline{C_{00}Z}$ gates, as well as other Clifford gates, can be achieved if addressable \overline{H} and addressable \overline{SW} gates can be constructed. The construction of such gates will be discussed in the next section.

3.2.2 Addressable \overline{H} , \overline{SW} , and $\overline{C_{00}Z}$ gates

So far, we have constructed addressable \overline{S} gates on any logical qubit and addressable $\overline{C_{00}Z}$ gates on certain pairs of logical qubits from sequences of fold-transversal gates. In this section, we will combine these gates with a transversal Hadamard gate $H^{\otimes n}$ to construct addressable \overline{H} and \overline{SW} gates, as well as addressable $\overline{C_{00}Z}$ gates that cannot be attained by Corollary 1.

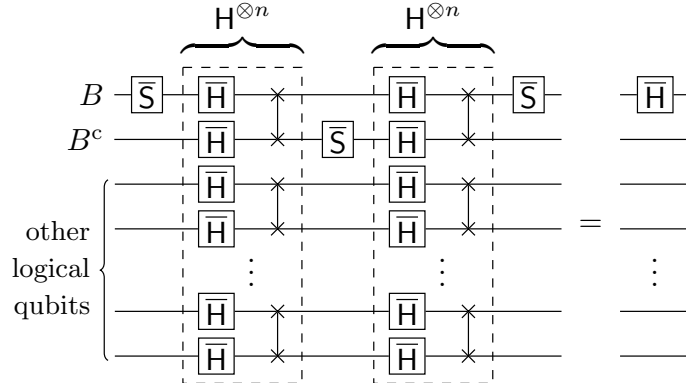
We start by considering the logical operation of $H^{\otimes n}$ and construct an addressable \overline{H} gate from $H^{\otimes n}$ and addressable \overline{S} gates.

Theorem 7 (addressable \overline{H} gates). Let m be a positive even number, and QRM(m) be the $[[n, k, d]]$ quantum Reed–Muller code defined in Definition 4. Then,

1. $H^{\otimes n}$ applies $\overline{H}^{\otimes k}$ followed by $\prod_{i=1}^{k/2} \overline{SW}(i, i + k/2)$;
2. for any logical qubit B , the addressable gate $\overline{H}(B)$ can be constructed from $H^{\otimes n}$, $\overline{S}(B)$, and $\overline{S}(B^c)$. The implementation of $\overline{H}(B)$ has depth $O(\sqrt{n})$.

Proof. (1) From our choice of logical Pauli operators defined in Definition 6, for any logical qubit B , $H^{\otimes n}$ maps $\overline{X}(B) = X(\mathbf{v}_B)$ to $\overline{Z}(B^c) = Z(\mathbf{v}_B)$. This is equivalent to applying $\overline{H}^{\otimes k}$ followed by $\prod_{i=1}^{k/2} \overline{SW}(i, i + k/2)$.

(2) Using the fact that $HSHSHS = I$ up to some global phase, for any logical qubit B , $\overline{H}(B)$ can be constructed from the following logical operations.



Note that the product of $\bar{H}^{\otimes k}$ and $\prod_{i=1}^{k/2} \bar{SW}(i, i + k/2)$ can be constructed by (1), and $\bar{S}(B)$ and $\bar{S}(B^c)$ can be constructed by Corollary 1. Since each addressable \bar{S} gate has depth \sqrt{n} , the overall circuit for $\bar{H}(B)$ has depth $O(\sqrt{n})$. \square

Next, we show how an addressable \bar{SW} gate on any pair of logical qubits can be constructed from addressable \bar{H} and addressable $\bar{C}_{00}\bar{Z}$ gates which are obtainable from Corollary 1 and Theorem 7. Such addressable \bar{SW} gates can be combined to make an addressable \bar{SW} gate on any pair of logical qubits. We can also construct addressable $\bar{C}_{00}\bar{Z}$ gates which are not obtainable from Corollary 1 and Theorem 7 using similar ideas.

Theorem 8 (addressable \bar{SW} and $\bar{C}_{00}\bar{Z}$ gates). Let m be a positive even number, and $\text{QRM}(m)$ be the $\llbracket n, k, d \rrbracket$ quantum Reed–Muller code defined in Definition 4. Then,

1. for any two logical qubit indices B, B' that differ by exactly one basis vector (i.e., $|B \cap B'| = m/2 - 1$), the addressable gate $\bar{SW}(B, B')$ can be constructed from $\bar{C}_{00}\bar{Z}(B, B')$, $\bar{H}(B)$, and $\bar{H}(B')$. The implementation of such a gate has depth $O(\sqrt{n})$.
2. for any two logical qubits B, B' , the addressable gate $\bar{SW}(B, B')$ can be constructed from a product of addressable \bar{SW} gates from (1). The implementation of any $\bar{SW}(B, B')$ has depth $O(\sqrt{n} \log n)$.
3. for any two logical qubits B, B' , the addressable gate $\bar{C}_{00}\bar{Z}(B, B')$ can be constructed from an addressable $\bar{C}_{00}\bar{Z}$ gate from Corollary 1 and a product of addressable \bar{SW} gates from (1). The implementation of any $\bar{C}_{00}\bar{Z}(B, B')$ has depth $O(\sqrt{n} \log n)$.

Proof. (1) For any two logical qubits B, B' such that $|B \cap B'| = m/2 - 1$, $\bar{C}_{00}\bar{Z}(B, B')$ can be constructed by Corollary 1, and $\bar{H}(B)$, and $\bar{H}(B')$ can be constructed from Theorem 7. The gate $\bar{SW}(B, B')$ can be constructed from $\bar{C}_{00}\bar{Z}(B, B')$, $\bar{H}(B)$, and $\bar{H}(B')$ as follows.

$$\begin{array}{c} B \\ B' \end{array} \begin{array}{c} \boxed{\bar{H}} \\ \boxed{\bar{H}} \end{array} \begin{array}{c} \boxed{\bar{H}} \\ \boxed{\bar{H}} \end{array} \begin{array}{c} \boxed{\bar{H}} \\ \boxed{\bar{H}} \end{array} = \begin{array}{c} \times \\ \times \end{array}$$

Since each addressable \bar{H} gate has depth $O(\sqrt{n})$ and each addressable $\bar{C}_{00}\bar{Z}$ gate has depth $\sqrt{n}/2$, the overall circuit for $\bar{C}_{00}\bar{Z}(B, B')$ such that $|B \cap B'| = m/2 - 1$ has depth $O(\sqrt{n})$.

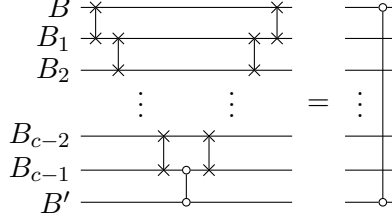
(2) Suppose that B and B' differ by c vectors (i.e., $|B \cap B'| = m/2 - c$). There exist logical qubits $B^{(1)}, B^{(2)}, \dots, B^{(c-2)}, B^{(c-1)}$ such that $|B \cap B^{(1)}| = |B^{(1)} \cap B^{(2)}| = \dots = |B^{(c-2)} \cap B^{(c-1)}| = |B^{(c-1)} \cap B'| = m/2 - 1$. Addressable swap gates $\bar{SW}(B, B^{(1)})$, $\bar{SW}(B^{(1)}, B^{(2)})$, \dots , $\bar{SW}(B^{(c-2)}, B^{(c-1)})$, and $\bar{SW}(B^{(c-1)}, B')$ can be constructed from (1). Using these gates, $\bar{SW}(B, B')$ can be constructed as follows.

$$\begin{array}{c} B \\ B_1 \\ B_2 \\ \vdots \\ B_{c-2} \\ B_{c-1} \\ B' \end{array} \begin{array}{c} \times \\ \times \times \\ \times \\ \vdots \\ \times \times \\ \times \times \times \\ \times \end{array} \begin{array}{c} \times \\ \times \times \\ \times \\ \vdots \\ \times \times \\ \times \times \times \\ \times \end{array} = \begin{array}{c} \times \\ \times \\ \times \\ \vdots \\ \times \\ \times \\ \times \end{array}$$

The overall circuit for $\bar{SW}(B, B')$ such that $|B \cap B'| = m/2 - c$ consists of $2c - 1$ addressable swap gates from (1). In the worst case, $c = m/2 = (\log_2 n)/2$. Therefore, the circuit for any $\bar{SW}(B, B')$ has depth $O(\sqrt{n} \log n)$.

(3) Suppose that B and B' differ by c vectors ($|B \cap B'| = m/2 - c$). We can find $B^{(1)}, B^{(2)}, \dots, B^{(c-2)}, B^{(c-1)}$ similar to the previous case and construct addressable swap gates $\bar{SW}(B, B^{(1)})$, $\bar{SW}(B^{(1)}, B^{(2)})$, \dots , $\bar{SW}(B^{(c-2)}, B^{(c-1)})$ from (1). We can also construct $\bar{C}_{00}\bar{Z}(B^{(c-1)}, B')$ from Corollary 1. Using these gates,

$\overline{C_{00}Z}(B, B')$ can be constructed as follows.



Similar to (2), the circuit for any $\overline{C_{00}Z}(B, B')$ has depth $O(\sqrt{n} \log n)$. \square

3.2.3 The full logical Clifford group

It is possible to show that the full logical Clifford group of any $\text{QRM}(m)$ can be generated by addressable \overline{S} , \overline{H} , and $\overline{C_{00}Z}$ gates, whose constructions from transversal and fold-transversal gates were described in the previous sections. This implies that any logical Clifford gate in the full logical Clifford group can be implemented by a sequence of transversal and fold-transversal gates. The result can be summarized in the following theorem.

Theorem 9 (The full logical Clifford group of quantum Reed–Muller codes). Let m be a positive even number, $\text{QRM}(m)$ be the $[[n, k, d]]$ quantum Reed–Muller code defined in Definition 4, and K be a set of ordered pairs defined in Definition 9. Then for any m , the full logical Clifford group \overline{C}_k of $\text{QRM}(m)$ can be generated by $H^{\otimes n}$ and $U_P(Q(K))$ for all K of size $0 \leq |K| \leq m/2$; i.e.,

$$\overline{C}_k = \langle H^{\otimes n}, U_P(Q(K)) \rangle_{0 \leq |K| \leq m/2}. \quad (13)$$

Proof. For any $\text{QRM}(m)$, addressable \overline{S} , \overline{H} , and $\overline{C_{00}Z}$ gates on any logical qubit (or any pair of logical qubits) can be constructed by Corollary 1 and Theorems 7 and 8. Observe that (i) $\overline{C_{00}Z} = (\overline{C_{11}Z})(\overline{Z} \otimes \overline{Z})$ up to some global phase, (ii) $\overline{Z} = \overline{S}^2$, and (iii) the full logical Clifford group can be generated by \overline{H} , \overline{S} , and $\overline{C_{11}Z}$ gates on any logical qubit (or any pair of logical qubits). Thus, for any $\text{QRM}(m)$, the addressable gates from Corollary 1 and Theorems 7 and 8 are sufficient to generate the full logical Clifford group \overline{C}_k . Since any addressable gate from Corollary 1, Theorem 7, or Theorem 8 can be implemented by a sequence of $H^{\otimes n}$ and $U_P(Q(K))$ where $0 \leq |K| \leq m/2$, we have that $\overline{C}_k = \langle H^{\otimes n}, U_P(Q(K)) \rangle_{0 \leq |K| \leq m/2}$. \square

It should be noted that the logical operations of the gate sequences proposed in Corollary 1 and Theorems 7 and 8 are specific to the symplectic basis determined by Definition 6. Nevertheless, the result in Theorem 9 is *independent* of the choice of symplectic basis; any symplectic basis can be converted to another by the conjugation of some logical Clifford operation (see [75] for example), and our construction can generate *any* logical Clifford gate in the full logical Clifford group. Therefore, even if the gate sequences proposed in Corollary 1 and Theorems 7 and 8 provide different logical operations in a different symplectic basis, $\{H^{\otimes n}, U_P(Q(K))\}_{0 \leq |K| \leq m/2}$ still generates the full logical Clifford group.

3.3 Other logical gates

Besides $U_P(Q(K))$, other fold-transversal gates such as $U_S(P(i, j))$, $U_P(P(i, j))$, and $U_S(Q(i, j))$ for any $i, j \in [m]$ are also valid logical operators since they preserve the stabilizer group (as shown by Theorem 3). In this section, we consider some examples of $U_S(P(i, j))$, $U_P(P(i, j))$, and $U_S(Q(i, j))$ for the code $\text{QRM}(4)$ and observe their logical operations.

We start by considering the permutation $P(1, 2)$ which swaps \mathbf{v}_1 and \mathbf{v}_2 and maps other \mathbf{v}_i to itself. Under $P(1, 2)$, the vectors of the form $\mathbf{v}_i \mathbf{v}_j$ where $i, j \in \{1, 2, 3, 4\}$ and $i \neq j$ are mapped as follows.

$$\begin{aligned} \mathbf{v}_1 \mathbf{v}_2 &\mapsto \mathbf{v}_2 \mathbf{v}_1, & \mathbf{v}_3 \mathbf{v}_4 &\mapsto \mathbf{v}_3 \mathbf{v}_4, \\ \mathbf{v}_1 \mathbf{v}_3 &\mapsto \mathbf{v}_2 \mathbf{v}_3, & \mathbf{v}_2 \mathbf{v}_4 &\mapsto \mathbf{v}_1 \mathbf{v}_4, \\ \mathbf{v}_1 \mathbf{v}_4 &\mapsto \mathbf{v}_2 \mathbf{v}_4, & \mathbf{v}_2 \mathbf{v}_3 &\mapsto \mathbf{v}_1 \mathbf{v}_3, \end{aligned}$$

Recall that for the code QRM(4), the canonical logical qubit indices are $B_1 = \{1, 2\}$, $B_2 = \{1, 3\}$, $B_3 = \{1, 4\}$, $B_4 = \{3, 4\}$, $B_5 = \{2, 4\}$, and $B_6 = \{2, 3\}$, and the logical Pauli operators are $\bar{X}(i) = X(B_i)$ and $\bar{Z}(i) = X(B_i^c)$. By Proposition 3, the fold-transversal gates $U_S(P(1, 2))$ and $U_P(P(1, 2))$ map the logical Pauli operators as follows.

$$U_S(P(1, 2)): \begin{array}{llll} \bar{X}(1) \mapsto \bar{X}(1), & \bar{Z}(1) \mapsto \bar{Z}(1), & \bar{X}(4) \mapsto \bar{X}(1), & \bar{Z}(4) \mapsto \bar{Z}(4), \\ \bar{X}(2) \mapsto \bar{X}(6), & \bar{Z}(2) \mapsto \bar{Z}(6), & \bar{X}(5) \mapsto \bar{X}(3), & \bar{Z}(5) \mapsto \bar{Z}(3), \\ \bar{X}(3) \mapsto \bar{X}(5), & \bar{Z}(3) \mapsto \bar{Z}(5), & \bar{X}(6) \mapsto \bar{X}(2), & \bar{Z}(6) \mapsto \bar{Z}(2), \end{array}$$

$$U_P(P(1, 2)): \begin{array}{llll} \bar{X}(1) \mapsto \bar{X}(1)\bar{Z}(4), & \bar{Z}(1) \mapsto \bar{Z}(1), & \bar{X}(4) \mapsto \bar{X}(4)\bar{Z}(1), & \bar{Z}(4) \mapsto \bar{Z}(4), \\ \bar{X}(2) \mapsto -\bar{X}(2)\bar{Z}(3), & \bar{Z}(2) \mapsto \bar{Z}(2), & \bar{X}(5) \mapsto -\bar{X}(5)\bar{Z}(6), & \bar{Z}(5) \mapsto \bar{Z}(5), \\ \bar{X}(3) \mapsto -\bar{X}(3)\bar{Z}(2), & \bar{Z}(3) \mapsto \bar{Z}(3), & \bar{X}(6) \mapsto -\bar{X}(6)\bar{Z}(5), & \bar{Z}(6) \mapsto \bar{Z}(6). \end{array}$$

Therefore, $U_S(P(1, 2)) = \overline{SW}(2, 6)\overline{SW}(3, 5)$ and $U_P(P(1, 2)) = \overline{C_{11}}\bar{Z}(1, 4)\overline{C_{00}}\bar{Z}(2, 3)\overline{C_{00}}\bar{Z}(5, 6)$. Similarly, for any $i, j \in \{1, 2, 3, 4\}$ where $i \neq j$, $U_S(P(i, j))$ acts as a product of logical swap gates on some pairs of logical qubits, and $U_P(P(i, j))$ acts as a product of logical controlled-Z gates on some pairs of logical qubits.

Next, we consider the permutation $Q(1, 2)$ which maps \mathbf{v}_1 to $\mathbf{v}_1 + \mathbf{v}_2$ and maps other \mathbf{v}_i to itself. Under $Q(1, 2)$, the vectors of the form $\mathbf{v}_i\mathbf{v}_j$ where $i, j \in \{1, 2, 3, 4\}$ and $i \neq j$ are mapped as follows.

$$\begin{array}{ll} \mathbf{v}_1\mathbf{v}_2 \mapsto \mathbf{v}_1\mathbf{v}_2 + \mathbf{v}_2, & \mathbf{v}_3\mathbf{v}_4 \mapsto \mathbf{v}_3\mathbf{v}_4, \\ \mathbf{v}_1\mathbf{v}_3 \mapsto \mathbf{v}_1\mathbf{v}_3 + \mathbf{v}_2\mathbf{v}_3, & \mathbf{v}_2\mathbf{v}_4 \mapsto \mathbf{v}_2\mathbf{v}_4, \\ \mathbf{v}_1\mathbf{v}_4 \mapsto \mathbf{v}_1\mathbf{v}_4 + \mathbf{v}_2\mathbf{v}_4, & \mathbf{v}_2\mathbf{v}_3 \mapsto \mathbf{v}_2\mathbf{v}_3. \end{array}$$

By Proposition 3, the fold-transversal gate $U_S(P(1, 2))$ maps the logical Pauli operators as follows (up to a multiplication of some stabilizer).

$$U_S(Q(1, 2)): \begin{array}{llll} \bar{X}(1) \mapsto \bar{X}(1), & \bar{Z}(1) \mapsto \bar{Z}(1), & \bar{X}(4) \mapsto \bar{X}(4), & \bar{Z}(4) \mapsto \bar{Z}(4), \\ \bar{X}(2) \mapsto \bar{X}(2)\bar{X}(6), & \bar{Z}(2) \mapsto \bar{Z}(2), & \bar{X}(5) \mapsto \bar{X}(5), & \bar{Z}(5) \mapsto \bar{Z}(5)\bar{Z}(3), \\ \bar{X}(3) \mapsto \bar{X}(3)\bar{X}(5), & \bar{Z}(3) \mapsto \bar{Z}(3), & \bar{X}(6) \mapsto \bar{X}(6), & \bar{Z}(6) \mapsto \bar{Z}(6)\bar{Z}(2), \end{array}$$

Therefore, $U_S(Q(1, 2)) = \overline{CX}(2, 6)\overline{CX}(3, 5)$. Similarly, for any $i, j \in \{1, 2, 3, 4\}$ where $i \neq j$, $U_S(Q(i, j))$ acts as a product of logical controlled-NOT gates on some pairs of logical qubits. For comparison, we also show below the transformation of logical Pauli operators by the fold-transversal gate $U_P(Q(1, 2)) = \overline{C_{11}}\bar{Z}(1, 4)\overline{C_{11}}\bar{Z}(2, 5)\overline{C_{11}}\bar{Z}(3, 6)\overline{C_{00}}\bar{Z}(2, 3)$, whose logical operation can be found by Theorem 5.

$$U_P(Q(1, 2)): \begin{array}{llll} \bar{X}(1) \mapsto \bar{X}(1)\bar{Z}(4), & \bar{Z}(1) \mapsto \bar{Z}(1), & \bar{X}(4) \mapsto \bar{X}(4)\bar{Z}(1), & \bar{Z}(4) \mapsto \bar{Z}(4), \\ \bar{X}(2) \mapsto -\bar{X}(2)\bar{Z}(3)\bar{Z}(5), & \bar{Z}(2) \mapsto \bar{Z}(2), & \bar{X}(5) \mapsto \bar{X}(5)\bar{Z}(2), & \bar{Z}(5) \mapsto \bar{Z}(5), \\ \bar{X}(3) \mapsto -\bar{X}(3)\bar{Z}(2)\bar{Z}(6), & \bar{Z}(3) \mapsto \bar{Z}(3), & \bar{X}(6) \mapsto \bar{X}(6)\bar{Z}(3), & \bar{Z}(6) \mapsto \bar{Z}(6). \end{array}$$

In this work, we did not prove the closed forms for the logical operations of $U_S(P(i, j))$, $U_P(P(i, j))$, and $U_S(Q(i, j))$ for any QRM(m) since these gates are not necessary for the generation of the full logical Clifford group. Nevertheless, we believe that such gates could be useful for optimizing the depth of the circuit implementing an arbitrary logical Clifford gate.

4 Fundamental limitations on circuit depth for realizing an arbitrary logical Clifford gate

Theorem 9 ensures that any logical Clifford gate in \overline{C}_k can be generated by the logical gates, each of which can be implemented by a constant-depth application of physical Clifford gates without requiring ancilla qubits. Nevertheless, this does not mean that all logical Clifford gates can be implemented in constant

depth, as one generally needs to sequentially apply generators of the full Clifford group. In fact, our construction implements the standard addressable Clifford gates \overline{H} , \overline{S} , and $\overline{C_{00}Z}$ on the specific logical qubits in depth

$$\overline{H} : O(\sqrt{n}), \quad \overline{S} : O(\sqrt{n}), \quad \overline{C_{00}Z} : O(\sqrt{n} \log n) \quad (14)$$

which are not constant in n .

One might wonder whether it is possible to come up with a better construction that only requires constant depth to implement an arbitrary logical Clifford gate. The following results suggest that it is not the case—the fact that our construction cannot achieve a constant-depth implementation of some logical Clifford gate is not an artifact of the specific choice of our method, but a consequence of the fundamental limitation.

Theorem 10 (The circuit depth of an arbitrary logical Clifford gate). For a given family of $[[n, k, d]]$ codes, let \overline{C}_k be the full logical Clifford group of the code. Also, let C_l be the set of physical Clifford gates that have support on at most l qubits. Suppose that \overline{C}_k can be generated by physical gates in C_l where $l = O(1)$. Then, there exists a logical Clifford gate $\overline{G} \in \overline{C}_k$ such that any implementation of \overline{G} by physical gates in C_l has depth $\Omega(\frac{k^2}{n \log n})$.

Proof. Let $N_{l,n}$ be the number of unitaries that can be realized by applying gates from C_l on n qubits in one layer without overlap of the support. $N_{l,n}$ can be upper bounded by the number of ways of dividing $\lceil \frac{n}{l} \rceil l$ qubits into $\lceil \frac{n}{l} \rceil$ sets of l qubits, multiplied by $|C_l|^{\lceil \frac{n}{l} \rceil}$, i.e., the number of ways of applying Clifford gates that have support on at most l qubits in each set. Namely, it holds that

$$N_{l,n} \leq \frac{(\lceil \frac{n}{l} \rceil l)!}{(l!)^{\lceil \frac{n}{l} \rceil} \lceil \frac{n}{l} \rceil!} |C_l|^{\lceil \frac{n}{l} \rceil}. \quad (15)$$

Therefore, the number of different gates realizable by a depth- D application of gates in C_l is upper bounded by

$$(N_{l,n})^D \leq \left[\frac{(\lceil \frac{n}{l} \rceil l)!}{(l!)^{\lceil \frac{n}{l} \rceil} \lceil \frac{n}{l} \rceil!} |C_l|^{\lceil \frac{n}{l} \rceil} \right]^D. \quad (16)$$

To realize all Clifford gates in \overline{C}_k , it is necessary that the number of realizable gates after depth D is greater than the number of k -qubit Clifford gates. This requires

$$|C_k| \leq \left[\frac{(\lceil \frac{n}{l} \rceil l)!}{(l!)^{\lceil \frac{n}{l} \rceil} \lceil \frac{n}{l} \rceil!} |C_l|^{\lceil \frac{n}{l} \rceil} \right]^D, \quad (17)$$

which provides a lower bound for the depth as

$$D \geq \frac{\log |C_k|}{\log \left(\frac{(\lceil \frac{n}{l} \rceil l)!}{(l!)^{\lceil \frac{n}{l} \rceil} \lceil \frac{n}{l} \rceil!} |C_l|^{\lceil \frac{n}{l} \rceil} \right)}. \quad (18)$$

Let us now focus on the large n and k regime and see how the lower bound scales with these parameters. We first note that, using the assumption that $l = O(1)$, we get

$$\log \left(\frac{(\lceil \frac{n}{l} \rceil l)!}{(l!)^{\lceil \frac{n}{l} \rceil} \lceil \frac{n}{l} \rceil!} \right) = \Theta(n \log n). \quad (19)$$

Also, the number of n -qubit Clifford gates is known to be [76]

$$|C_n| = 2^{n^2+2n} \sum_{j=1}^n (4^j - 1) = \Theta(2^{n^2}). \quad (20)$$

Together with (18), we get

$$D \geq \Omega\left(\frac{k^2}{n \log n}\right) \quad (21)$$

where we used that $|C_l| = O(1)$. \square

Theorem 10 particularly means that the constant-depth implementation of an arbitrary logical Clifford gate in \overline{C}_k is impossible for codes with high-encoding rates satisfying $k = \omega(\sqrt{n \log n})$. This is the case for the quantum Reed–Muller codes focused in this work, which gives the following fundamental restriction.

Corollary 2. Let m be a positive even number, $\text{QRM}(m)$ be the $[[n = 2^m, k = \binom{m}{m/2}, d = 2^{m/2}]]$ quantum Reed–Muller code defined in Definition 4, and \overline{C}_k be the full logical Clifford group. Then, there exists a logical Clifford gate $\overline{G} \in \overline{C}_k$ such that for any implementation of \overline{G} that uses only transversal and fold-transversal gates comprising single- and two-qubit physical Clifford gates, the implementation has depth $\Omega\left(\frac{n}{(\log n)^2}\right)$.

Proof. This follows by applying Theorem 10 to the quantum Reed–Muller codes and noting that $k = \binom{m}{m/2} = \Theta(n/\sqrt{\log n})$. \square

Corollary 2 not only shows that some Clifford gates cannot be implemented in constant depth on the quantum Reed–Muller codes, but also implies that the implementation of the standard Clifford gates in (14) has a “better than the worst” depth scaling.

To implement a Clifford circuit on the logical level of a quantum Reed–Muller code, one can turn each physical Clifford gate in the circuit into its corresponding addressable Clifford gate from Section 3.2. Whether this compilation of an arbitrary Clifford circuit provides an implementation that matches the lower bound in Corollary 2 is still an open question. However, we conjecture that this might not be the case for two reasons. First, Corollary 2 is based on a rather simple counting argument, so the worst-case Clifford gate might require a circuit that scales worse than $\Omega\left(\frac{n}{(\log n)^2}\right)$. Second, the compilation discussed above might be suboptimal since some combination of logical gates can be easily implemented using a single layer of fold-transversal gates, while an implementation of each of the addressable gates in the combination requires a much deeper circuit. For example, for any $\text{QRM}(m)$, the logical operation $\overline{C}_{11}\overline{Z}(1, k/2 + 1)\overline{C}_{11}\overline{Z}(2, k/2 + 2) \cdots \overline{C}_{11}\overline{Z}(k/2, k)$ can be implemented by the depth-1 circuit $U_P(e)$ (similarly to the gate $U_P(e)$ for $\text{QRM}(4)$ in Examples 6 and 7), while a compilation that implements each $\overline{C}_{11}\overline{Z}(i, k/2 + i)$ separately requires a circuit of depth $\frac{k}{2}O(\sqrt{n \log n}) = O(n^{3/2}\sqrt{\log n})$ in total. We believe that our lower bound could be improved and a more efficient circuit compilation tailored to our gate construction could be developed. We leave these studies to future work.

5 Discussion and conclusions

QECCs that encode multiple logical qubits per code block seem to be good candidates for large-scale quantum computers as the information can be encoded more efficiently than well-known codes such as surface codes or color codes. However, one big question for such high-rate codes is how logical operations on a specific set of logical qubits in the code block can be performed with low overhead. In this work, we are interested particularly in logical operations through transversal and fold-transversal gates as they require constant time overhead with no ancilla qubits. We study the family of $[[n = 2^m, k = \binom{m}{m/2}, d = 2^{m/2}]]$ quantum Reed–Muller codes and show that it is possible to construct *any* addressable Clifford gate in the full logical Clifford group using only transversal and fold-transversal gates. To our knowledge, this is the first known construction of the full logical Clifford group using only transversal and fold-transversal gates for a family of codes in which k grows near-linearly in n up to a $1/\sqrt{\log n}$ factor.

Explicit construction of any addressable \overline{H} , \overline{S} , $\overline{C}_{00}\overline{Z}$, or \overline{SW} gate as a sequence of transversal and fold-transversal gates for any code in the studied quantum Reed–Muller code family can be found using our

Python package [65]. The package can be used to verify all theorems in Section 3, and we have numerically verified Theorems 3 to 6 up to $m = 10$ and Corollary 1 and Theorems 7 and 8 up to $m = 6$. Our package can construct and compute the logical action of other fold-transversal gates such as $U_S(P(i, j))$, $U_P(P(i, j))$, and $U_S(Q(i, j))$, assisting further exploration of logical gates for quantum Reed–Muller codes.

We note the differences between our construction and that by Gong and Renes in [61], in which the full logical Clifford group on the same family of quantum Reed–Muller codes can also be achieved using only transversal and fold-transversal gates. In their work, any logical controlled-NOT-type gate (including intra-block addressable \overline{CX} gates) is constructed using the technique proposed by Grassl and Roetteler in [77], which requires transversal CX gates and an additional ancilla block encoded in the same code as the data block. Any logical phase-type gate (including addressable \overline{S} gates) is constructed from \overline{CX} gates and a fold-transversal gate involving physical S and $C_{11}Z$ gates. Logical controlled-NOT-type and phase-type gates, together with a Hadamard-type gate from $H^{\otimes n}$, generate the full logical Clifford group for the code on the data block. In our work, any addressable \overline{S} and some intra-block $\overline{C_{00}Z}$ gates are constructed from a sequence of fold-transversal gates involving physical S and $C_{11}Z$ gates. These gates and $H^{\otimes n}$ are then used to construct any addressable \overline{H} , intra-block \overline{SW} , or intra-block $\overline{C_{00}Z}$ gate, which in turn generate the full logical Clifford group. The main difference is that an additional ancilla block of code is not required in our construction. Note that although our construction can save the space overhead by 50%, the required time overhead could be larger than the construction in [61].

It is interesting to ask what properties of the quantum Reed–Muller codes allow for the construction of the full Clifford group from transversal and fold-transversal gates, and whether there are other code families with similar properties. Suppose that there exists an $[[n, k, d]]$ code (that is not a quantum Reed–Muller code) in which the logical Clifford group $\overline{C}_{\tilde{k}}$ ($\tilde{k} \leq k$) can be achieved using only transversal and fold-transversal gates. We believe that there are some fundamental limitations on the encoding rate k/n , the number of logical qubits \tilde{k} that allow for any logical Clifford gate, and the circuit depth. In particular, we conjecture that if k/n is greater than a certain number, there exists a logical Clifford gate that cannot be implemented in constant time, and if k/n is even greater, addressable Clifford gates on some logical qubits might not be achievable (\tilde{k} is strictly less than k). Our results in Theorem 10 and Corollary 2 partially answer the first conjecture, but we believe that our bound can be further improved. These limitations could be related to other no-go theorems for addressable gates from transversal gates such as the ones in [78, 79]. We leave the investigation of such limitations to future work.

We note that the family of SHYPS codes developed in [40] is another family of high-rate codes in which the full logical Clifford group can be generated using only transversal and fold-transversal gates. However, the number of logical qubits k in that case scales poly-logarithmically with the block length n . One key difference between the SHYPS codes and the quantum Reed–Muller codes of our interest is that the SHYPS codes are qLDPC while the quantum Reed–Muller codes are not. For each code family of qLDPC codes, the weight of each stabilizer generator is upper-bounded by some constant independent of the block length, making them desirable for the implementation of FTEC schemes whose circuits depend on the weight of stabilizer generators, such as Shor [1, 67] and flag [68, 69] FTEC schemes. For a family of non-qLDPC codes, in contrast, the weight of each stabilizer generator may scale with the block length, but this does not affect the implementation of FTEC schemes such as Steane [70, 71] or Knill [72] schemes, whose circuits are independent of stabilizer weight (assuming that the required ancilla code blocks can be prepared efficiently). Moreover, non-qLDPC codes such as quantum Reed–Muller codes, quantum Hamming codes [80], and quantum Bose–Chaudhuri–Hocquenghem (BCH) codes [81] generally have higher encoding rates compared to qLDPC codes of the same distance. Whether qLDPC or non-qLDPC codes are more practical could depend on the platform of the quantum computer, architecture, or the available resources.

We point out that our construction only shows the possibility to construct any logical Clifford gate through transversal and fold-transversal gates, but it might not be the most efficient way to do so. Besides the gates used for our construction of the full Clifford group, there are other logical gates that can be constructed by transversal and fold-transversal gates, such as $U_S(P(i, j))$, $U_P(P(i, j))$, and $U_S(Q(i, j))$. Although these gates are not necessary for the generation of the full Clifford group, they might be useful

for circuit depth optimization. Also, some non-addressable Clifford gates such as $\prod_{i=1}^{k/2} \overline{C_{11}}Z(i, k/2 + i)$ can be implemented using only a few layers of fold-transversal gates, suggesting that decomposing an arbitrary Clifford circuit into addressable gates and applying our construction on each of them might not be the best solution. To minimize the overall circuit depth, a better way to compile arbitrary Clifford circuits may be required.

Our work could provide an alternative way to think about how a general circuit on a high-rate QECC can be constructed. Conventionally, one might aim to find an addressable gate that can be implemented in constant time for a certain code (or find a code in which such an implementation is possible) then construct a general circuit from such addressable gates. Our approach is different: logical gates that can be implemented on the quantum Reed–Muller codes in constant time are not addressable, but addressable gates can be made by combining such constant-depth logical gates. It has been demonstrated in several works that transversal gates generally implement non-addressable gates on a high-rate code (see [75] for example). For this reason, we believe that our approach to construct addressable gates and a general circuit might be more natural than the conventional approach, but efficient circuit compilation would also be necessary to optimize the circuit depth.

It is worth discussing the fault-tolerant properties of transversal and fold-transversal gates. Transversal gates do not spread errors inside each code block, and each faulty gate can lead to no more than one error per block, so the ability to correct errors after propagation is guaranteed if the total number of faults and input errors is no more than $(d - 1)/2$ (where d is the code distance). However, whether fold-transversal gates are fault-tolerant in a strict sense [9] may depend on the noise model, since some two-qubit gates are applied between physical qubits inside a code block. In particular, a physical controlled- Z gate can propagate YI to YZ (which is treated as a product of XI and ZZ if the code can correct X -type and Z -type errors separately), and also a two-qubit Pauli error may arise from a single gate fault. Therefore, in the standard circuit-level depolarizing noise model where each single-qubit gate is followed by a single-qubit Pauli error $P \in \{X, Y, Z\}$ with error probability $p/3$ each, and each two-qubit gate is followed by a two-qubit Pauli error $P_1 \otimes P_2 \in \{I, X, Y, Z\}^{\otimes 2} \setminus \{I \otimes I\}$ with error probability $p/15$ each, fold-transversal gates do not satisfy the conditions for fault-tolerant gates proposed in [9]. Nevertheless, numerical simulations have shown that fold-transversal gates are fault tolerant in various noise models [25–28], so they can still be practically useful for fault-tolerant computation.

Suppose that a general Clifford circuit can be compiled as a sequence of transversal and fold-transversal gates (as in the case of quantum Reed–Muller codes) and assume that fold-transversal gates are fault-tolerant under a particular noise model. To make the whole implementation fault tolerant, one needs to interleave FTEC gadgets into the sequence to constantly remove noise from the system. Note that such FTEC gadgets also require some space and time overhead. It is interesting to ask how much overhead is required for this procedure, and how it compares to other procedures to implement logical gates on a high-rate code such as the techniques in [40, 61] that require additional ancilla blocks, or teleportation-based FTQC schemes [16, 17]. Careful simulations are required for this comparison, so we leave it for future work.

Last, we note that the fault-tolerant simulation of Clifford gates alone are not sufficient to demonstrate the full performance of quantum computers, as any Clifford circuit can be efficiently simulated by a classical computer [22]. To achieve universal quantum computation, we still need to implement logical non-Clifford gates fault-tolerantly. One possible future direction could be developing magic state preparation protocols (such as the ones in [48–51]) for the quantum Reed–Muller codes of our interest. It is also known that some quantum Reed–Muller codes which are not self-dual allow the application of logical non-Clifford gates through transversal gates [57]. Another direction could be developing code-switching techniques (such as the ones in [52, 53, 82, 83]) to fault-tolerantly switch between a high-rate quantum Reed–Muller code that allows all logical Clifford gates and another high-rate code that allows logical non-Clifford gates.

6 Author contributions

Theerapat Tansuwannont led the project, developed the construction of addressable gates for the quantum Reed–Muller codes, and contributed to the mathematical statements in Sections 2 and 3 and Appendix A. Tim Chan developed the Python package [65] for explicit construction of addressable gates for the quantum Reed–Muller codes, and made all figures. Ryuji Takagi developed the fundamental limitations of the circuit depth in realizing an arbitrary logical Clifford gate and contributed to the mathematical statements in Section 4. All authors took part in writing Sections 1 and 5 and revising the manuscript.

7 Acknowledgements

We thank Victor Albert, Keisuke Fujii, Anqi Gong, Shubham Jain, and Yugo Takada for helpful discussions on our preliminary results. We also thank Xiaozhen Fu, Tom Scruby, Shiro Tamiya, and Satoshi Yoshida for interesting discussions on the fundamental limitations of the circuit depth. Theerapat Tansuwannont was supported by JST Moonshot R&D Grant No. JPMJMS2061. Tim Chan acknowledges support from an EPSRC DTP studentship, JST ASPIRE Japan Grant Number JPMJAP2319, and three EPSRC projects: QCS Hub (EP/T001062/1), RoaRQ (EP/W032635/1), and SEEQA (EP/Y004655/1). Ryuji Takagi was supported by JST CREST Grant Number JPMJCR2313, JSPS KAKENHI Grant Number JP24K16975, JP25K00924, and MEXT KAKENHI Grant-in-Aid for Transformative Research Areas A “Extreme Universe” Grant Number JP24H00943.

A Proofs of theorems

In this section, we prove Theorems 4 to 6 which verify that the phase-type fold-transversal gate $U_P(Q(K))$ from any permutation $Q(K)$ is a valid logical gate, provide the logical operation of each $Q(K)$, and provide constructions of addressable \bar{S} and addressable $\overline{C_{00}Z}$ gates from a product of $Q(K)$.

To ease our explanation, we introduce some notations and lemmas that will be useful in the main proofs. We first define a replacement operator from an automorphism $Q(i, j)$ as follows.

Definition 11. Consider a classical Reed–Muller code $RM(r, m)$ where m is a positive even number and r is an integer satisfying $0 \leq r \leq m$. Let $Q(i, j)$ be an automorphism of $RM(r, m)$ as defined in Definition 3 with the corresponding permutation matrix $M_{Q(i, j)}$, where $i, j \in [m]$, $i \neq j$. Also, let $K = \{(i_1, i_2), \dots, (i_{2c-1}, i_{2c})\}$ be a set of ordered pairs defined in Definition 9 of size $0 \leq |K| \leq m/2$. The *replacement operator* $R(i, j)$ for a pair of vector indices (i, j) is defined as,

$$R(i, j) = M_{Q(i, j)} + I_n, \quad (22)$$

where I_n is the $n \times n$ identity matrix and the addition is modulo 2. For any set $K \neq \emptyset$, the *replacement operator* $R(K)$ is defined as,

$$R(K) = R(i_1, i_2) \cdots R(i_{2c-1}, i_{2c}). \quad (23)$$

The replacement operator for the empty set is defined as $R(\emptyset) = I_n$.

Note that because we require the vector indices i_1, \dots, i_{2c} that appear in K to all be distinct, the order of operations in Eq. (23) does not matter; i.e., $R(i_1, i_2) \cdots R(i_{2c-1}, i_{2c}) = R(i_{2c-1}, i_c) \cdots R(i_1, i_2)$.

$R(i, j)$ and $R(K)$ have the following properties.

Lemma 1. Let A be any set of vector indices of size $0 \leq |A| \leq m/2$. For any vector indices $i, j \in [m]$,

$$R(i, j)\mathbf{v}_A = \begin{cases} \mathbf{v}_{(A \cup \{j\}) \setminus \{i\}} & \text{if } i \in A, \\ \mathbf{0} & \text{if } i \notin A. \end{cases} \quad (24)$$

For any set of ordered pairs K (as defined in Definition 9) such that $K \neq \emptyset$,

$$R(K)\mathbf{v}_A = \begin{cases} \mathbf{v}_{(A \cup F_2(K)) \setminus F_1(K)} & \text{if } F_1(K) \subseteq A, \\ \mathbf{0} & \text{if } F_1(K) \not\subseteq A. \end{cases} \quad (25)$$

Proof. First, observe that $R(i, j)\mathbf{v}_A = M_{Q(i, j)}\mathbf{v}_A + \mathbf{v}_A$. If $i \in A$, we have that $M_{Q(i, j)}\mathbf{v}_A = \mathbf{v}_A + \mathbf{v}_{(A \cup \{j\}) \setminus \{i\}}$, thus $R(i, j)\mathbf{v}_A = \mathbf{v}_{(A \cup \{j\}) \setminus \{i\}}$. If $i \notin A$, we have that $M_{Q(i, j)}\mathbf{v}_A = \mathbf{v}_A + \mathbf{v}_A = \mathbf{0}$.

Next, let $K = \{(i_1, i_2), \dots, (i_{2c-1}, i_{2c})\}$. We have that $F_1(K) = \{i_1, \dots, i_{2c-1}\}$. If $F_1(K) \subseteq A$, then $R(K) = R(i_1, i_2) \cdots R(i_{2c-1}, i_{2c})$ transforms \mathbf{v}_A as follows:

$$\mathbf{v}_A \xrightarrow{R(i_1, i_2)} \mathbf{v}_{(A \cup \{i_2\}) \setminus \{i_1\}} \xrightarrow{R(i_3, i_4)} \mathbf{v}_{(A \cup \{i_2, i_4\}) \setminus \{i_1, i_3\}} \xrightarrow{R(i_5, i_6)} \cdots \xrightarrow{R(i_{2c-1}, i_{2c})} \mathbf{v}_{(A \cup F_2(K)) \setminus F_1(K)}.$$

If $F_1(K) \not\subseteq A$, there exists $i_\alpha \in F_1(K)$ which is not an element of A . Thus, there exists a term $R(i_\alpha, i_\beta)$ in the product $R(i_1, i_2) \cdots R(i_{2c-1}, i_{2c})$ such that $R(i_\alpha, i_\beta)\mathbf{v}_A = \mathbf{v}_A + \mathbf{v}_A = \mathbf{0}$. This implies that $R(K)\mathbf{v}_A = \mathbf{0}$. \square

Additionally, for each K , we define $\mathfrak{Q}(K)$ to be the sum of permutation matrices of all subsets of K and define $\mathfrak{R}(K)$ to be the sum of replacement operators of all subsets of K . The formal definitions are as follows.

Definition 12. For any set of ordered pair of vector indices K as defined in Definition 9, we define $\mathfrak{Q}(K)$ and $\mathfrak{R}(K)$ as

$$\mathfrak{Q}(K) = \sum_{L \subseteq K} M_{Q(L)}, \quad (26)$$

and,

$$\mathfrak{R}(K) = \sum_{L \subseteq K} R(L), \quad (27)$$

where the sum is modulo 2.

By Definition 12, we have $\mathfrak{Q}(\emptyset) = I_n$ and $\mathfrak{R}(\emptyset) = I_n$. Using Definitions 11 and 12, we can prove the following lemma.

Lemma 2. Let m be a positive even number, $K = \{(i_1, i_2), \dots, (i_{2c-1}, i_{2c})\}$ be a set of ordered pair of vector indices as defined in Definition 9, and let $i_\alpha, i_\beta \in [m]$.

1. For any i_α, i_β ,

- (a) $R(i_\alpha, i_\beta) = \mathfrak{Q}(i_\alpha, i_\beta)$;
- (b) $M_{Q(i_\alpha, i_\beta)} = \mathfrak{R}(i_\alpha, i_\beta)$.

2. For any K ,

- (a) $R(K) = R(i_1, i_2) \cdots R(i_{2c-1}, i_{2c}) = \mathfrak{Q}(i_1, i_2) \cdots \mathfrak{Q}(i_{2c-1}, i_{2c}) = \mathfrak{Q}(K)$;
- (b) $M_{Q(K)} = M_{Q(i_1, i_2)} \cdots M_{Q(i_{2c-1}, i_{2c})} = \mathfrak{R}(i_1, i_2) \cdots \mathfrak{R}(i_{2c-1}, i_{2c}) = \mathfrak{R}(K)$.

Proof. (1.a) and (1.b) can be easily shown using the facts that $R(\emptyset) = I_n$, $M_{Q(\emptyset)} = I_n$, and $R(i, j) = M_{Q(i, j)} + I_n$.

(2.a) Using the result from (1.a), we can write,

$$R(K) = R(i_1, i_2) \cdots R(i_{2c-1}, i_{2c}) = \mathfrak{Q}(i_1, i_2) \cdots \mathfrak{Q}(i_{2c-1}, i_{2c}).$$

Additionally, using the fact that $R(i, j) = M_{Q(i, j)} + I_n$, we can write,

$$R(K) = R(i_1, i_2) \cdots R(i_{2c-1}, i_{2c}) = (I_n + M_{Q(i_1, i_2)}) \cdots (I_n + M_{Q(i_{2c-1}, i_{2c})}) = \sum_{L \subseteq K} M_{Q(L)} = \mathfrak{Q}(K).$$

(2.b) Using the result from (1.b), we can write,

$$M_{Q(K)} = M_{Q(i_1, i_2)} \cdots M_{Q(i_{2c-1}, i_{2c})} = \mathfrak{R}(i_1, i_2) \cdots \mathfrak{R}(i_{2c-1}, i_{2c}).$$

Additionally, using the fact that $M_{Q(i, j)} = R(i, j) + I_n$, we can write,

$$M_{Q(K)} = M_{Q(i_1, i_2)} \cdots M_{Q(i_{2c-1}, i_{2c})} = (I_n + R(i_1, i_2)) \cdots (I_n + R(i_{2c-1}, i_{2c})) = \sum_{L \subseteq K} R(L) = \mathfrak{R}(K).$$

□

In addition, we prove the Hamming weight of a vector of the form $\mathbf{v}_A \wedge Q(K) \mathbf{v}_A$ where $0 \leq |A| \leq \frac{m}{2} - 1$ or $\mathbf{v}_B \wedge Q(K) \mathbf{v}_B$ where $|B| = \frac{m}{2}$ in the following lemma.

Lemma 3. Let m be a positive even number, QRM(m) be the quantum Reed–Muller code defined in Definition 4, and K be a set of ordered pairs defined in Definition 9 of size $0 \leq |K| \leq m/2$ with the corresponding automorphism $Q(K)$. Also, let $A \subsetneq [m]$ be a set of basis vector indices of size $0 \leq |A| \leq \frac{m}{2} - 1$, and $B \subsetneq [m]$ be a set of basis vector indices of size $|B| = \frac{m}{2}$.

1. For any K and any A , $\text{wt}(\mathbf{v}_A \wedge Q(K) \mathbf{v}_A)$ is divisible by 4.
2. For any K and any B ,
 - (a) if there exists $(i, j) \in K$ such that $i, j \in B$, then $\text{wt}(\mathbf{v}_B \wedge Q(K) \mathbf{v}_B) = 0$.
 - (b) if there is no $(i, j) \in K$ such that $i, j \in B$,
 - i. if $|B \cap F_1(K)| = m/2$ (possible when $|K| = m/2$), then $\text{wt}(\mathbf{v}_B \wedge Q(K) \mathbf{v}_B) = 1$;
 - ii. if $|B \cap F_1(K)| = m/2 - 1$ (possible when $|K| = m/2$ or $m/2 - 1$), then $\text{wt}(\mathbf{v}_B \wedge Q(K) \mathbf{v}_B) = 2$;
 - iii. if $|B \cap F_1(K)| \leq m/2 - 2$, then $\text{wt}(\mathbf{v}_B \wedge Q(K) \mathbf{v}_B)$ is divisible by 4.

Proof. (1) First, observe that for any vector indices i, j ,

$$\mathbf{v}_i \wedge Q(i, j) \mathbf{v}_i = \mathbf{v}_i \wedge (\mathbf{v}_i + \mathbf{v}_j) = \mathbf{v}_i \wedge (\mathbf{1} + \mathbf{v}_j). \quad (28)$$

Next, observe that $\mathbf{v}_A = \mathbf{v}_{A \setminus F_1(K)} \wedge \mathbf{v}_{A \cap F_1(K)}$, and $Q(K) \mathbf{v}_A = \mathbf{v}_{A \setminus F_1(K)} \wedge (Q(K) \mathbf{v}_{A \cap F_1(K)})$. Thus,

$$\begin{aligned} \mathbf{v}_A \wedge Q(K) \mathbf{v}_A &= \mathbf{v}_{A \setminus F_1(K)} \wedge \mathbf{v}_{A \cap F_1(K)} \wedge (Q(K) \mathbf{v}_{A \cap F_1(K)}), \\ &= \mathbf{v}_{A \setminus F_1(K)} \wedge \bigwedge_{\substack{i \in A \cap F_1(K) \\ (i, j) \in K}} (\mathbf{v}_i \wedge (\mathbf{1} + \mathbf{v}_j)). \end{aligned} \quad (29)$$

If there exists $(i, j) \in K$ such that $i, j \in A$, then Eq. (29) is zero since $\mathbf{v}_i \wedge (\mathbf{1} + \mathbf{v}_j) = \mathbf{0}$. In this case, $\text{wt}(\mathbf{v}_A \wedge Q(K) \mathbf{v}_A) = 0$. If there is no such (i, j) , then Eq. (29) is a wedge product consisting of $|A \setminus F_1(K)| + 2|A \cap F_1(K)|$ terms in total. Let $l = |A \cap F_1(K)|$, so $|A \setminus F_1(K)| + 2|A \cap F_1(K)| = |A| - l + 2l = |A| + l$, and thus $\text{wt}(\mathbf{v}_A \wedge Q(K) \mathbf{v}_A) = 2^{m-|A|-l}$ by Proposition 1. Since $0 \leq |A| \leq \frac{m}{2} - 1$ and l is an integer such that $0 \leq l \leq |A|$, we have that $2 \leq m - |A| - l \leq m$. Therefore, $\text{wt}(\mathbf{v}_A \wedge Q(K) \mathbf{v}_A)$ is divisible by 4.

(2) Similar to the previous case, we have that

$$\mathbf{v}_B \wedge Q(K) \mathbf{v}_B = \mathbf{v}_{B \setminus F_1(K)} \wedge \bigwedge_{\substack{i \in B \cap F_1(K) \\ (i, j) \in K}} (\mathbf{v}_i \wedge (\mathbf{1} + \mathbf{v}_j)). \quad (30)$$

If there exists $(i, j) \in K$ such that $i, j \in B$, then Eq. (30) is zero, and $\text{wt}(\mathbf{v}_B \wedge Q(K) \mathbf{v}_B) = 0$. If there is no such (i, j) , then $\text{wt}(\mathbf{v}_B \wedge Q(K) \mathbf{v}_B) = 2^{m-|B|-l}$, where $l = |B \cap F_1(K)|$. Note that $|B| = m/2$, and $0 \leq l \leq |B|$. (i) If $l = m/2$ (which can occur only when $|K| = m/2$), then $\text{wt}(\mathbf{v}_B \wedge Q(K) \mathbf{v}_B) = 1$. (ii) If $l = m/2 - 1$ (which can occur only when $|K| = m/2$ or $m/2 - 1$), then $\text{wt}(\mathbf{v}_B \wedge Q(K) \mathbf{v}_B) = 2$. (iii) If $l \leq m/2 - 2$, then $\text{wt}(\mathbf{v}_B \wedge Q(K) \mathbf{v}_B)$ is divisible by 4. □

Now we are ready to prove Theorems 4 to 6.

A.1 Proof of Theorem 4

By Proposition 3 and Lemma 2, $U_P(Q(K))$ maps $g_x(A)$ as follows.

$$\begin{aligned}
g_x(A) &= X(\mathbf{v}_A) \mapsto (i)^c X(\mathbf{v}_A) Z(Q(K)\mathbf{v}_A) \\
&= (i)^c X(\mathbf{v}_A) Z(\mathfrak{R}(K)\mathbf{v}_A) \\
&= (i)^c X(\mathbf{v}_A) Z\left(\sum_{L \subseteq K} R(L)\mathbf{v}_A\right) \\
&= (i)^c X(\mathbf{v}_A) \prod_{L \subseteq K} Z(R(L)\mathbf{v}_A),
\end{aligned} \tag{31}$$

where $c = \text{wt}(\mathbf{v}_A \wedge Q(K)\mathbf{v}_A)$. By Lemma 3, $\text{wt}(\mathbf{v}_A \wedge Q(K)\mathbf{v}_A)$ is divisible by 4 for any K and any A , so the phase factor $(i)^c$ is always 1. We also find that for any $L \subseteq K$,

1. if $F_1(L) \subseteq A$, then $R(L)\mathbf{v}_A = \mathbf{v}_{A'}$ where $A' = (A \cup F_2(K)) \setminus F_1(K)$ (by Lemma 1). Thus, $Z(R(L)\mathbf{v}_A) = Z(\mathbf{v}_{A'})$, which is another stabilizer generator since $|A'| \leq |A|$;
2. if $F_1(L) \not\subseteq A$, then $R(L)\mathbf{v}_A = \mathbf{0}$ (by Lemma 1). Thus, $Z(R(L)\mathbf{v}_A) = I^{\otimes n}$.

As a result, $U_P(Q(K))$ maps any X -type stabilizer generator to a product of the same X -type stabilizer generator and some Z -type stabilizer. Thus, the stabilizer group is preserved under the operation of $U_P(Q(K))$. \square

A.2 Proof of Theorem 5

Consider each logical qubit B . By Proposition 3 and Lemma 2, $U_P(Q(K))$ maps $\bar{X}(B)$ as follows.

$$\begin{aligned}
\bar{X}(B) &= X(\mathbf{v}_B) \mapsto (i)^c X(\mathbf{v}_B) Z(Q(K)\mathbf{v}_B) \\
&= (i)^c X(\mathbf{v}_B) Z(\mathfrak{R}(K)\mathbf{v}_B) \\
&= (i)^c X(\mathbf{v}_B) Z\left(\sum_{L \subseteq K} R(L)\mathbf{v}_B\right) \\
&= (i)^c X(\mathbf{v}_B) \prod_{L \subseteq K} Z(R(L)\mathbf{v}_B),
\end{aligned} \tag{32}$$

where $c = \text{wt}(\mathbf{v}_B \wedge Q(K)\mathbf{v}_B)$. We find that for any $L \subseteq K$,

1. If $F_1(L) \subseteq B$ and $F_2(L) \cap B = \emptyset$, then $R(L)\mathbf{v}_B = \mathbf{v}_{B''}$, where $B'' = (B \cup F_2(L)) \setminus F_1(L)$ is a set of size $m/2$. Note that $Z(\mathbf{v}_{B''}) = \bar{Z}((B'')^c) = \bar{Z}(B')$ where $B' = (B^c \cup F_1(L)) \setminus F_2(L)$;
2. If $F_1(L) \not\subseteq B$, then $R(L)\mathbf{v}_B = \mathbf{0}$. Note that $Z(\mathbf{0}) = I^{\otimes n}$;
3. If $F_1(L) \subseteq B$ but $F_2(L) \cap B \neq \emptyset$ (which is possible only when $|L| \leq m/2 - 1$), then $R(L)\mathbf{v}_B = \mathbf{v}_A$ where $A = (B \cup F_2(L)) \setminus F_1(L)$ is a set of size $m/2 - |F_2(L) \cap B| \leq m/2 - 1$. Note that $Z(\mathbf{v}_A)$ is a Z -type stabilizer.

From this observation, the terms in $\prod_{L \subseteq K} Z(R(L)\mathbf{v}_B)$ that contribute to logical Z operators are the terms in which L satisfies $F_1(L) \subseteq B$ and $F_2(L) \cap B = \emptyset$.

First, let us consider the case that $|K| \leq m/2 - 2$. In this case, c is always divisible by 4 (by Lemma 3), so for a logical qubit B ,

$$\bar{X}(B) = X(\mathbf{v}_B) \mapsto X(\mathbf{v}_B) \prod_{L \subseteq K} Z(R(L)\mathbf{v}_B). \tag{33}$$

The transformation corresponding to a specific L is $\bar{X}(B) \mapsto \bar{X}(B)\bar{Z}(B')$ where $B' = (B^c \cup F_1(L)) \setminus F_2(L)$. Meanwhile, a similar term can also be found in the transformation for the logical qubit B' ; $\bar{X}(B') \mapsto \bar{X}(B')\bar{Z}(B)$ where $B = ((B')^c \cup F_1(L)) \setminus F_2(L)$. Such terms correspond to a logical $C_{11}Z$ gate $\bar{C}_{11}\bar{Z}(B, B')$. In other words, $U_P(Q(K))$ induces $\bar{C}_{11}\bar{Z}(B, B')$ between any unordered pair of logical qubits $\{B, B'\}$ satisfying $F_1(L) \subseteq B$, $F_2(L) \cap B = \emptyset$, and $B' = (B^c \cup F_1(L)) \setminus F_2(L)$ for all $L \subseteq K$.

Next, let us consider the case that $|K| = m/2 - 1$. In this case, $c = 2$ only if $|B \cap F_1(K)| = m/2 - 1$ and there is no $(i, j) \in K$ such that $i, j \in B$; otherwise, c is divisible by 4 (by Lemma 3). We find the following.

1. A logical qubit B that satisfies the conditions that give $c = 2$ is of the form $B = F_1(K) \cup \{j'\}$ where $j' \in [m] \setminus (F_1(K) \cup F_2(K))$. For such B ,

$$\bar{X}(B) = X(\mathbf{v}_B) \mapsto (-1)X(\mathbf{v}_B) \prod_{L \subseteq K} Z(R(L)\mathbf{v}_B). \quad (34)$$

We can write the transformation corresponding to a specific $L \subseteq K$ satisfying $F_1(L) \subseteq B$ and $F_2(L) \cap B = \emptyset$ as follows.

- (a) For L such that $|L| = m/2 - 1$, $\bar{X}(B) \mapsto (-1)\bar{X}(B)\bar{Z}(B')$ and $\bar{X}(B') \mapsto (-1)\bar{X}(B')\bar{Z}(B)$, where $B' = (B^c \cup F_1(L)) \setminus F_2(L)$; and
- (b) For L such that $|L| \leq m/2 - 2$, $\bar{X}(B) \mapsto \bar{X}(B)\bar{Z}(B')$ and $\bar{X}(B') \mapsto \bar{X}(B')\bar{Z}(B)$, where $B' = (B^c \cup F_1(L)) \setminus F_2(L)$.

Note that there is only one $L \subseteq K$ of size $|L| = m/2 - 1$, which is $L = K$. Thus, the overall phase from the combined transformation of $\bar{X}(B)$ is -1 as expected.

2. For any logical qubit B that does not satisfy the conditions above (i.e., $|B \cap F_1(K)| \leq m/2 - 2$ or there is $(i, j) \in K$ such that $i, j \in B$), we find that

$$\bar{X}(B) = X(\mathbf{v}_B) \mapsto X(\mathbf{v}_B) \prod_{L \subseteq K} Z(R(L)\mathbf{v}_B). \quad (35)$$

We can write the transformation corresponding to a specific $L \subseteq K$ satisfying $F_1(L) \subseteq B$ and $F_2(L) \cap B = \emptyset$ as $\bar{X}(B) \mapsto \bar{X}(B)\bar{Z}(B')$ and $\bar{X}(B') \mapsto \bar{X}(B')\bar{Z}(B)$, where $B' = (B^c \cup F_1(L)) \setminus F_2(L)$ for any L .

Combining two subcases, we find that if $|K| = m/2 - 1$, $U_P(Q(K))$ induces $\bar{C}_{11}\bar{Z}(B, B')$ between any unordered pair of logical qubits $\{B, B'\}$ satisfying $F_1(L) \subseteq B$, $F_2(L) \cap B = \emptyset$, and $B' = (B^c \cup F_1(L)) \setminus F_2(L)$ for all $L \subseteq K$ such that $|L| \leq m/2 - 2$, and induces $\bar{C}_{00}\bar{Z}(D, D')$ between any unordered pair of logical qubits $\{D, D'\}$ satisfying $F_1(K) \subseteq D$, $F_2(K) \cap D = \emptyset$, and $D' = (D^c \cup F_1(K)) \setminus F_2(K)$.

Last, let us consider the case that $|K| = m/2$. In this case, $c = 1$ when $|B \cap F_1(K)| = m/2$ and there is no $(i, j) \in K$ such that $i, j \in B$, or $c = 2$ when $|B \cap F_1(K)| = m/2 - 1$ and there is no $(i, j) \in K$ such that $i, j \in B$, or c is divisible by 4 otherwise (by Lemma 3). We find the following.

1. The only logical qubit B that satisfies the conditions for $c = 1$ is $B = F_1(K)$. For this logical qubit,

$$\bar{X}(B) = X(\mathbf{v}_B) \mapsto (i)X(\mathbf{v}_B) \prod_{L \subseteq K} Z(R(L)\mathbf{v}_B). \quad (36)$$

We can write the transformation corresponding to a specific $L \subseteq K$ satisfying $F_1(L) \subseteq B$ and $F_2(L) \cap B = \emptyset$ as follows:

- (a) For $L = K$ ($|L| = m/2$), $\bar{X}(B) \mapsto (i)^{m+1}\bar{X}(B)\bar{Z}(B)$;
- (b) For L such that $|L| = m/2 - 1$, $\bar{X}(B) \mapsto (-1)\bar{X}(B)\bar{Z}(B')$ and $\bar{X}(B') \mapsto (-1)\bar{X}(B')\bar{Z}(B)$, where $B' = (B^c \cup F_1(L)) \setminus F_2(L)$;

- (c) For L such that $|L| \leq m/2 - 2$, $\bar{X}(B) \mapsto \bar{X}(B)\bar{Z}(B')$ and $\bar{X}(B') \mapsto \bar{X}(B')\bar{Z}(B)$ where $B' = (B^c \cup F_1(L)) \setminus F_2(L)$.

Consider $L \subseteq K$ that satisfies $F_1(L) \subseteq B$ and $F_2(L) \cap B = \emptyset$. There is only one L of size $|L| = m/2$, and there are $m/2$ L 's of size $|L| = m/2 - 1$. So the overall phase from the combined transformation of $\bar{X}(B)$ is $(-1)^{m/2}(\mathbf{i})^{m+1} = (\mathbf{i})^{2m+1} = \mathbf{i}$ as expected.

2. A logical qubit B that satisfies the conditions for $c = 2$ is of the form $B = (F_1(K) \cup \{j\}) \setminus \{i\}$ for some $(i, j) \in K$. For such a logical qubit,

$$\bar{X}(B) = X(\mathbf{v}_B) \mapsto (-1)X(\mathbf{v}_B) \prod_{L \subseteq K} Z(R(L)\mathbf{v}_B). \quad (37)$$

We can write the transformation corresponding to a specific $L \subseteq K$ satisfying $F_1(L) \subseteq B$ and $F_2(L) \cap B = \emptyset$ as follows:

- (a) For L such that $|L| = m/2 - 1$, $\bar{X}(B) \mapsto (-1)\bar{X}(B)\bar{Z}(B')$ and $\bar{X}(B') \mapsto (-1)\bar{X}(B')\bar{Z}(B)$, where $B' = (B^c \cup F_1(L)) \setminus F_2(L)$;
(b) For L such that $|L| \leq m/2 - 2$, $\bar{X}(B) \mapsto \bar{X}(B)\bar{Z}(B')$ and $\bar{X}(B') \mapsto \bar{X}(B')\bar{Z}(B)$, where $B' = (B^c \cup F_1(L)) \setminus F_2(L)$.

Consider $L \subseteq K$ that satisfies $F_1(L) \subseteq B$ and $F_2(L) \cap B = \emptyset$. There is only one L of size $|L| = m/2 - 1$, which is L such that $F_1(L) = B \cap F_1(K)$, so the overall phase from the combined transformation of $\bar{X}(B)$ is -1 as expected.

3. For any logical qubit B that does not satisfy the conditions for $c = 1$ or $c = 2$ (i.e., $|B \cap F_1(K)| \leq m/2 - 2$ or there is $(i, j) \in K$ such that $i, j \in B$), we find that

$$\bar{X}(B) = X(\mathbf{v}_B) \mapsto X(\mathbf{v}_B) \prod_{L \subseteq K} Z(R(L)\mathbf{v}_B). \quad (38)$$

We can write the transformation corresponding to a specific $L \subseteq K$ satisfying $F_1(L) \subseteq B$ and $F_2(L) \cap B = \emptyset$ as $\bar{X}(B) \mapsto \bar{X}(B)\bar{Z}(B')$ and $\bar{X}(B') \mapsto \bar{X}(B')\bar{Z}(B)$, where $B' = (B^c \cup F_1(L)) \setminus F_2(L)$ for any L .

Combining all three subcases, we find that if $|K| = m/2$, $U_P(Q(K))$ induces $\bar{C}_{11}\bar{Z}(B, B')$ between any unordered pair of logical qubits $\{B, B'\}$ satisfying $F_1(L) \subseteq B$, $F_2(L) \cap B = \emptyset$, and $B' = (B^c \cup F_1(L)) \setminus F_2(L)$ for all $L \subseteq K$ such that $|L| \leq m/2 - 2$, induces $\bar{C}_{00}\bar{Z}(D, D')$ between any unordered pair of logical qubits $\{D, D'\}$ satisfying $F_1(L) \subseteq D$, $F_2(L) \cap D = \emptyset$, and $D' = (D^c \cup F_1(L)) \setminus F_2(K)$ for all $L \subseteq K$ such that $|L| = m/2 - 1$, and induces $\bar{S}(F_1(K))$ if $m/2$ is even (or induces $\bar{S}^\dagger(F_1(K))$ if $m/2$ is odd). This completes the proof. \square

A.3 Proof of Theorem 6.

We aim to find the overall logical operation of the product $\prod_{L \subseteq K} U_P(Q(L))$. First, consider each $L \subseteq K$. By Theorem 5, $U_P(Q(L))$ implements a product of logical gates of the form $\bar{S}(B)$, $\bar{C}_{00}\bar{Z}(B, B')$, or $\bar{C}_{11}\bar{Z}(B, B')$; each gate is applied to a logical qubit B or between logical qubits B, B' that satisfy certain conditions. We can associate each of $\bar{S}(B)$, $\bar{C}_{00}\bar{Z}(B, B')$, or $\bar{C}_{11}\bar{Z}(B, B')$ that arises from $U_P(Q(L))$ with its corresponding subset $M \subseteq L$.

Next, suppose that there exist subsets $L_1, L_2, M \subseteq K$ such that $L_1 \neq L_2$, $M \subseteq L_1$, and $M \subseteq L_2$. If $M \subseteq L_1$ leads to a logical gate \bar{G} that arises from $U_P(Q(L_1))$, the same subset $M \subseteq L_2$ also leads to the same logical gate \bar{G} that arises from $U_P(Q(L_2))$; i.e., the logical gate \bar{G} that corresponds to a certain $M \subseteq K$ can appear from multiple terms in the product $\prod_{L \subseteq K} U_P(Q(L))$. Note that \bar{G} can be $\bar{C}_{11}\bar{Z}(B, B')$,

$\overline{C_{00}}\overline{Z}(B, B')$, or $\overline{S}(B)$, and for any B, B' , $\overline{C_{11}}\overline{Z}(B, B')^2 = \overline{C_{00}}\overline{Z}(B, B')^2 = \overline{I}$. Here we want to show that any logical gate \overline{G} associated with $M \subsetneq K$ always arises from an even number of terms in $\prod_{L \subseteq K} U_P(Q(L))$, so such \overline{G} disappears from the overall logical operation of $\prod_{L \subseteq K} U_P(Q(L))$ and the remaining logical gate is the gate associated with $M = K$.

We will show that for any $M \subseteq K$, the number of subsets $L \subseteq K$ such that $M \subseteq L$ is $2^{|K \setminus M|}$; Suppose that $K = \{a_1, \dots, a_{|K|}\}$ and $M = \{a_1, \dots, a_{|M|}\}$. We have that $K \setminus M = \{a_{|M|+1}, \dots, a_{|K|}\}$. Any $L \subseteq K$ such that $M \subseteq L$ is of the form $L = M \cup A$ where A is a subset of $K \setminus M$. The number of possible subsets of $K \setminus M$ is $2^{|K \setminus M|}$, so the number of $L \subseteq K$ such that $M \subseteq L$ is also $2^{|K \setminus M|}$. Note that $2^{|K \setminus M|}$ is even if $M \subsetneq K$, and it is odd if $M = K$.

Consider the overall logical operation of $\prod_{L \subseteq K} U_P(Q(L))$. For any size of K , the logical gate corresponding to $M \subsetneq K$ (which is either $\overline{C_{11}}\overline{Z}$ or $\overline{C_{00}}\overline{Z}$) arises from an even number of terms in $\prod_{L \subseteq K} U_P(Q(L))$, so it disappears. The remaining logical gate is as follows:

1. If $|K| \leq m/2 - 2$, the remaining logical gate is $\overline{C_{11}}\overline{Z}(B, B')$ applied to any unordered pair of logical qubits $\{B, B'\}$ satisfying $F_1(K) \subseteq B$, $F_2(K) \cap B = \emptyset$, and $B' = (B^c \cup F_1(K)) \setminus F_2(K)$.
2. If $|K| \leq m/2 - 1$, the remaining logical gate is $\overline{C_{00}}\overline{Z}(B, B')$ applied to any unordered pair of logical qubits $\{B, B'\}$ satisfying $F_1(K) \subseteq B$, $F_2(K) \cap B = \emptyset$, and $B' = (B^c \cup F_1(K)) \setminus F_2(K)$.
3. If $|K| \leq m/2$, the remaining logical gate is $\overline{S}(F_1(K))$ if $m/2$ is even (or $\overline{S}^\dagger(F_1(K))$ if $m/2$ is odd).

□

References

- [1] P.W. Shor. “Fault-tolerant quantum computation”. In Proceedings of 37th Conference on Foundations of Computer Science. [Pages 56–65](#). (1996).
- [2] Dorit Aharonov and Michael Ben-Or. “Fault-tolerant quantum computation with constant error rate”. [SIAM J. Comput.](#) **38**, 1207–1282 (2008).
- [3] A Yu Kitaev. “Quantum computations: algorithms and error correction”. [Russian Mathematical Surveys](#) **52**, 1191 (1997).
- [4] E. Knill, R. Laflamme, and W. Zurek. “Threshold accuracy for quantum computation” (1996). [arXiv:quant-ph/9610011](#).
- [5] John Preskill. “Reliable quantum computers”. [Proceedings of the Royal Society of London. Series A: Mathematical, Physical and Engineering Sciences](#) **454**, 385–410 (1998).
- [6] Barbara M. Terhal and Guido Burkard. “Fault-tolerant quantum computation for local non-Markovian noise”. [Phys. Rev. A](#) **71**, 012336 (2005).
- [7] Michael A. Nielsen and Christopher M. Dawson. “Fault-tolerant quantum computation with cluster states”. [Phys. Rev. A](#) **71**, 042323 (2005).
- [8] Panos Aliferis and Debbie W. Leung. “Simple proof of fault tolerance in the graph-state model”. [Phys. Rev. A](#) **73**, 032308 (2006).
- [9] Panos Aliferis, Daniel Gottesman, and John Preskill. “Quantum accuracy threshold for concatenated distance-3 codes”. [Quantum Information and Computation](#) **6**, 97–165 (2006).
- [10] Andrew M. Steane. “Overhead and noise threshold of fault-tolerant quantum error correction”. [Phys. Rev. A](#) **68**, 042322 (2003).

- [11] Adam Paetznick and Ben W. Reichardt. “Fault-tolerant ancilla preparation and noise threshold lower bounds for the 23-qubit Golay code”. [Quantum Information and Computation](#) **12**, 1034–1080 (2012).
- [12] Christopher Chamberland, Tomas Jochym-O’Connor, and Raymond Laflamme. “Overhead analysis of universal concatenated quantum codes”. [Phys. Rev. A](#) **95**, 022313 (2017).
- [13] Ryuji Takagi, Theodore J. Yoder, and Isaac L. Chuang. “Error rates and resource overheads of encoded three-qubit gates”. [Phys. Rev. A](#) **96**, 042302 (2017).
- [14] S. B. Bravyi and A. Yu. Kitaev. “Quantum codes on a lattice with boundary” (1998). [arXiv:quant-ph/9811052](#).
- [15] H. Bombin and M. A. Martin-Delgado. “Topological quantum distillation”. [Phys. Rev. Lett.](#) **97**, 180501 (2006).
- [16] Xinlan Zhou, Debbie W. Leung, and Isaac L. Chuang. “Methodology for quantum logic gate construction”. [Phys. Rev. A](#) **62**, 052316 (2000).
- [17] Todd A. Brun, Yi-Cong Zheng, Kung-Chuan Hsu, Joshua Job, and Ching-Yi Lai. “Teleportation-based fault-tolerant quantum computation in multi-qubit large block codes” (2015). [arXiv:1504.03913](#).
- [18] Yi-Cong Zheng, Ching-Yi Lai, and Todd A. Brun. “Efficient preparation of large-block-code ancilla states for fault-tolerant quantum computation”. [Phys. Rev. A](#) **97**, 032331 (2018).
- [19] Yi-Cong Zheng, Ching-Yi Lai, Todd A Brun, and Leong-Chuan Kwek. “Constant depth fault-tolerant Clifford circuits for multi-qubit large block codes”. [Quantum Science and Technology](#) **5**, 045007 (2020).
- [20] Dominic Horsman, Austin G Fowler, Simon Devitt, and Rodney Van Meter. “Surface code quantum computing by lattice surgery”. [New Journal of Physics](#) **14**, 123011 (2012).
- [21] Shilin Huang, Tomas Jochym-O’Connor, and Theodore J. Yoder. “Homomorphic logical measurements”. [PRX Quantum](#) **4**, 030301 (2023).
- [22] Daniel Gottesman. “Stabilizer codes and quantum error correction”. [PhD thesis](#). California Institute of Technology. (1997).
- [23] Jonathan E. Moussa. “Transversal Clifford gates on folded surface codes”. [Phys. Rev. A](#) **94**, 042316 (2016).
- [24] Nikolas P. Breuckmann and Simon Burton. “Fold-transversal Clifford gates for quantum codes”. [Quantum](#) **8**, 1372 (2024).
- [25] Alexandre Guernut and Christophe Vuillot. “Fault-tolerant constant-depth Clifford gates on toric codes” (2024). [arXiv:2411.18287](#).
- [26] Zi-Han Chen, Ming-Cheng Chen, Chao-Yang Lu, and Jian-Wei Pan. “Transversal logical Clifford gates on rotated surface codes with reconfigurable neutral atom arrays” (2024). [arXiv:2412.01391](#).
- [27] Madelyn Cain, Dolev Bluvstein, Chen Zhao, Shouzhen Gu, Nishad Maskara, Marcin Kalinowski, Alexandra A. Geim, Aleksander Kubica, Mikhail D. Lukin, and Hengyun Zhou. “Fast correlated decoding of transversal logical algorithms” (2025). [arXiv:2505.13587](#).
- [28] Marc Serra-Peralta, Mackenzie H. Shaw, and Barbara M. Terhal. “Decoding across transversal Clifford gates in the surface code” (2025). [arXiv:2505.13599](#).
- [29] Guanyu Zhu, Shehryar Sikander, Elia Portnoy, Andrew W. Cross, and Benjamin J. Brown. “Non-Clifford and parallelizable fault-tolerant logical gates on constant and almost-constant rate homological quantum low-density parity-check codes via higher symmetries”. [PRX Quantum](#) **6**, 040361 (2025).

- [30] Zhiyang He, Vinod Vaikuntanathan, Adam Wills, and Rachel Yun Zhang. “Quantum codes with addressable and transversal non-Clifford gates” (2025). [arXiv:2502.01864](#).
- [31] Zhiyang He, Vinod Vaikuntanathan, Adam Wills, and Rachel Yun Zhang. “Asymptotically good quantum codes with addressable and transversal non-Clifford gates” (2025). [arXiv:2507.05392](#).
- [32] Virgile Gu  mard. “Good quantum codes with addressable and parallelizable transversal non-Clifford gates” (2025). [arXiv:2510.19809](#).
- [33] Louis Golowich and Ting-Chun Lin. “Quantum ldpc codes with transversal non-Clifford gates via products of algebraic codes”. In Proceedings of the 57th Annual ACM Symposium on Theory of Computing. Page 689–696. STOC ’25New York, NY, USA (2025). Association for Computing Machinery.
- [34] Armanda O. Quintavalle, Paul Webster, and Michael Vasmer. “Partitioning qubits in hypergraph product codes to implement logical gates”. [Quantum](#) **7**, 1153 (2023).
- [35] Ryohei Kobayashi and Guanyu Zhu. “Cross-cap defects and fault-tolerant logical gates in the surface code and the honeycomb floquet code”. [PRX Quantum](#) **5**, 020360 (2024).
- [36] Ryan Tiew and Nikolas P. Breuckmann. “Low-overhead entangling gates from generalised Dehn twists”. [IEEE Transactions on Information Theory](#) **71**, 5452–5468 (2025).
- [37] Jens Niklas Eberhardt and Vincent Steffan. “Logical operators and fold-transversal gates of bivariate bicycle codes”. [IEEE Transactions on Information Theory](#) **71**, 1140–1152 (2025).
- [38] Jens Niklas Eberhardt, Francisco Revson F. Pereira, and Vincent Steffan. “Pruning qLDPC codes: Towards bivariate bicycle codes with open boundary conditions” (2024). [arXiv:2412.04181](#).
- [39] Kyle Gulshen and Tali Kaufman. “Quantum tanner color codes on qubits with transversal gates” (2025). [arXiv:2510.07864](#).
- [40] Alexander J. Malcolm, Andrew N. Glaudell, Patricio Fuentes, Daryus Chandra, Alexis Schotte, Colby DeLisle, Rafael Haenel, Amir Ebrahimi, Joschka Roffe, Armanda O. Quintavalle, Stefanie J. Beale, Nicholas R. Lee-Hone, and Stephanie Simmons. “Computing efficiently in qLDPC codes” (2025). [arXiv:2502.07150](#).
- [41] Alexandra E. Moylett and Bhargavi Jonnadula. “Logical gates on floquet codes via folds and twists” (2026). [arXiv:2512.17999](#).
- [42] Noah Berthusen and Elijah Durso-Sabina. “Simple logical quantum computation with concatenated symplectic double codes” (2025). [arXiv:2510.18753](#).
- [43] Hasan Sayginel, Stergios Koutsoumpas, Mark Webster, Abhishek Rajput, and Dan E. Browne. “Fault-tolerant logical Clifford gates from code automorphisms”. [PRX Quantum](#) **6**, 030343 (2025).
- [44] Gabriele Nebe, Eric M. Rains, and Neil JA Sloane. “The invariants of the Clifford groups”. [Designs, Codes and Cryptography](#) **24**, 99–122 (2001).
- [45] Bei Zeng, Andrew Cross, and Isaac L. Chuang. “Transversality versus universality for additive quantum codes”. [IEEE Transactions on Information Theory](#) **57**, 6272–6284 (2011).
- [46] Xie Chen, Hyeyoun Chung, Andrew W. Cross, Bei Zeng, and Isaac L. Chuang. “Subsystem stabilizer codes cannot have a universal set of transversal gates for even one encoded qudit”. [Phys. Rev. A](#) **78**, 012353 (2008).
- [47] Bryan Eastin and Emanuel Knill. “Restrictions on transversal encoded quantum gate sets”. [Phys. Rev. Lett.](#) **102**, 110502 (2009).

- [48] Emanuel Knill, Raymond Laflamme, and Wojciech H. Zurek. “Resilient quantum computation: error models and thresholds”. [Proceedings of the Royal Society of London. Series A: Mathematical, Physical and Engineering Sciences](#) **454**, 365–384 (1998).
- [49] Sergey Bravyi and Alexei Kitaev. “Universal quantum computation with ideal Clifford gates and noisy ancillas”. [Phys. Rev. A](#) **71**, 022316 (2005).
- [50] Tomohiro Itogawa, Yugo Takada, Yutaka Hirano, and Keisuke Fujii. “Efficient magic state distillation by zero-level distillation”. [PRX Quantum](#) **6**, 020356 (2025).
- [51] Craig Gidney, Noah Shetty, and Cody Jones. “Magic state cultivation: growing T states as cheap as CNOT gates” (2024). [arXiv:2409.17595](#).
- [52] Adam Paetznick and Ben W. Reichardt. “Universal fault-tolerant quantum computation with only transversal gates and error correction”. [Phys. Rev. Lett.](#) **111**, 090505 (2013).
- [53] Jonas T. Anderson, Guillaume Duclos-Cianci, and David Poulin. “Fault-tolerant conversion between the Steane and Reed–Muller quantum codes”. [Phys. Rev. Lett.](#) **113**, 080501 (2014).
- [54] Florence Jessie MacWilliams and Neil James Alexander Sloane. “The theory of error-correcting codes”. Volume 16. Elsevier. (1977).
- [55] A. R. Calderbank and Peter W. Shor. “Good quantum error-correcting codes exist”. [Phys. Rev. A](#) **54**, 1098–1105 (1996).
- [56] Andrew Steane. “Multiple-particle interference and quantum error correction”. [Proceedings of the Royal Society of London. Series A: Mathematical, Physical and Engineering Sciences](#) **452**, 2551–2577 (1996).
- [57] Alexander Barg, Nolan J. Coble, Dominik Hangleiter, and Christopher Kang. “Geometric structure and transversal logic of quantum Reed–Muller codes”. [IEEE Transactions on Information Theory](#) **72**, 415–436 (2026).
- [58] Lev Vaidman, Lior Goldenberg, and Stephen Wiesner. “Error prevention scheme with four particles”. [Phys. Rev. A](#) **54**, R1745–R1748 (1996).
- [59] Nicolas Delfosse and Ben W. Reichardt. “Short shor-style syndrome sequences” (2020). [arXiv:2008.05051](#).
- [60] Lucas Daguerre and Isaac H. Kim. “Code switching revisited: Low-overhead magic state preparation using color codes”. [Phys. Rev. Res.](#) **7**, 023080 (2025).
- [61] Anqi Gong and Joseph M. Renes. “Computation with quantum Reed–Muller codes and their mapping onto 2d atom arrays” (2024). [arXiv:2410.23263](#).
- [62] Lucas Daguerre, Robin Blume-Kohout, Natalie C. Brown, David Hayes, and Isaac H. Kim. “Experimental demonstration of high-fidelity logical magic states from code switching”. [Phys. Rev. X](#) **15**, 041008 (2025).
- [63] Ben W. Reichardt, David Aasen, Rui Chao, Alex Chernoguzov, Wim van Dam, John P. Gaebler, Dan Gresh, Dominic Lucchetti, Michael Mills, Steven A. Moses, Brian Neyenhuis, Adam Paetznick, Andres Paz, Peter E. Siegfried, Marcus P. da Silva, Krysta M. Svore, Zhenghan Wang, and Matt Zanner. “Demonstration of quantum computation and error correction with a tesseract code” (2024). [arXiv:2409.04628](#).
- [64] Dolev Bluvstein, Alexandra A Geim, Sophie H Li, Simon J Evered, J Pablo Bonilla Ataides, Gefen Baranes, Andi Gu, Tom Manovitz, Muqing Xu, Marcin Kalinowski, et al. “A fault-tolerant neutral-atom architecture for universal quantum computation”. [NaturePages](#) **1–3** (2025).

- [65] Tim Chan. <https://github.com/timchan0/qrmfold> (2026).
- [66] Daniel Gottesman. “Quantum fault tolerance in small experiments” (2016). [arXiv:1610.03507](https://arxiv.org/abs/1610.03507).
- [67] David P. DiVincenzo and Panos Aliferis. “Effective fault-tolerant quantum computation with slow measurements”. *Phys. Rev. Lett.* **98**, 020501 (2007).
- [68] Rui Chao and Ben W. Reichardt. “Quantum error correction with only two extra qubits”. *Phys. Rev. Lett.* **121**, 050502 (2018).
- [69] Rui Chao and Ben W. Reichardt. “Flag fault-tolerant error correction for any stabilizer code”. *PRX Quantum* **1**, 010302 (2020).
- [70] A. M. Steane. “Active stabilization, quantum computation, and quantum state synthesis”. *Phys. Rev. Lett.* **78**, 2252–2255 (1997).
- [71] Andrew M. Steane. “Fast fault-tolerant filtering of quantum codewords” (2004). [arXiv:quant-ph/0202036](https://arxiv.org/abs/quant-ph/0202036).
- [72] E. Knill. “Scalable quantum computing in the presence of large detected-error rates”. *Phys. Rev. A* **71**, 042322 (2005).
- [73] Todd Brun, Igor Devetak, and Min-Hsiu Hsieh. “Correcting quantum errors with entanglement”. *Science* **314**, 436–439 (2006).
- [74] Mark M. Wilde. “Logical operators of quantum codes”. *Phys. Rev. A* **79**, 062322 (2009).
- [75] Theerapat Tansuwannont, Yugo Takada, and Keisuke Fujii. “Clifford gates with logical transversality for self-dual CSS codes” (2025). [arXiv:2503.19790](https://arxiv.org/abs/2503.19790).
- [76] Robert Koenig and John A. Smolin. “How to efficiently select an arbitrary Clifford group element”. *J. Math. Phys.* **55** (2014).
- [77] Markus Grassl and Martin Roetteler. “Leveraging automorphisms of quantum codes for fault-tolerant quantum computation”. In 2013 IEEE International Symposium on Information Theory. *Pages* 534–538. (2013).
- [78] Jérôme Guyot and Samuel Jaques. “On the addressability problem on CSS codes” (2025). [arXiv:2502.13889](https://arxiv.org/abs/2502.13889).
- [79] Anirudh Krishna and Gilles Zémor. “Tradeoffs on the volume of fault-tolerant circuits” (2025). [arXiv:2510.03057](https://arxiv.org/abs/2510.03057).
- [80] A. M. Steane. “Simple quantum error-correcting codes”. *Phys. Rev. A* **54**, 4741–4751 (1996).
- [81] Markus Grassl and Thomas Beth. “Quantum BCH codes” (1999). [arXiv:quant-ph/9910060](https://arxiv.org/abs/quant-ph/9910060).
- [82] Louis Golowich, Kathleen Chang, and Guanyu Zhu. “Constant-overhead addressable gates via single-shot code switching” (2025). [arXiv:2510.06760](https://arxiv.org/abs/2510.06760).
- [83] Shi Jie Samuel Tan, Yifan Hong, Ting-Chun Lin, Michael J. Gullans, and Min-Hsiu Hsieh. “Single-shot universality in quantum ldpc codes via code-switching” (2025). [arXiv:2510.08552](https://arxiv.org/abs/2510.08552).