

# Robust Vision Systems for Connected and Autonomous Vehicles: Security Challenges and Attack Vectors

Sandeep Gupta\* and Roberto Passerone†

\*Centre for Secure Information Technologies (CSIT), Queen’s University Belfast, UK

†Department of Information Engineering and Computer Science, University of Trento, Italy

**Abstract**—This article investigates the robustness of vision systems in Connected and Autonomous Vehicles (CAVs), which is critical for developing Level-5 autonomous driving capabilities. Safe and reliable CAV navigation undeniably depends on robust vision systems that enable accurate detection of objects, lane markings, and traffic signage. We analyze the key sensors and vision components essential for CAV navigation to derive a reference architecture for CAV vision system (CAVVS). This reference architecture provides a basis for identifying potential attack surfaces of CAVVS. Subsequently, we elaborate on identified attack vectors targeting each attack surface, rigorously evaluating their implications for confidentiality, integrity, and availability (CIA). Our study provides a comprehensive understanding of attack vector dynamics in vision systems, which is crucial for formulating robust security measures that can uphold the principles of the CIA triad.

**Index Terms**—Connected and Autonomous Vehicle, Vision system, Vehicle Environment Perception, Attack surfaces, CIA

## 1 INTRODUCTION

Connected and Autonomous Vehicles (CAVs) are set to redefine mobility by enhancing accessibility, convenience, efficiency, and safety through full driving automation, with projections estimating a global market capitalization of \$7 trillion by 2050 [1], [2]. According to the SAE J3016 standards, automation levels range from 0 (no automation) to 5 (full automation) [3]. Automotive industries and technology firms are heavily investing in research and development of CAVs to reach Level-5 autonomy. The standard defines Level-5 as a fully autonomous driving system capable of performing dynamic driving tasks under all roadways and in all weather conditions, without the need for human intervention. Level-5 autonomy requires a reliable and secure vision system that can perceive both static and dynamic objects along their path serving as the eyes and ears of CAVs [4], [5].

In CAVs, vision systems are typically equipped with sensors such as cameras, LiDAR, RADAR, and ultrasonic sensors [6], [7]. These sensors detect and interpret information about nearby objects, road conditions, traffic signs, pedestrians, and other vehicles, thereby generating a comprehensive view of the surroundings. Furthermore, CAVs may encounter road incidents or situations that are spontaneous, discrete, and self-contained, collectively referred to as *atomic road events*. Such incidents or situations can arise due to the approach of an emergency vehicle, pedestrian crossing or jaywalking, vehicle turning or lane changing, unplanned construction zone, vehicle breakdown

or accident, and natural disaster or unexpected weather change. Consequently, a CAV requires a robust vision system for instantaneous situation understanding and response along with an alert broadcast to Vehicle-to-Everything (V2X) that can ensure safety and prevent a disaster.

To attain Level-5 autonomy, a vision system must seamlessly integrate visual perception with cognitive processes, facilitating precise environmental interpretation, informed decision-making, and reliable autonomous operation without human intervention [8], [9]. However, studies [10], [11] have highlighted numerous overarching challenges, including the lack of robustness and the black-box nature of deep learning models employed in CAV vision systems. For instance, there was a fatal incident in Florida involving a Tesla autonomous vehicle operating in Autopilot mode [12]. Similarly, a self-driving Uber vehicle collided with a pedestrian in Tempe, Arizona. Pedestrian and cyclist detection, in particular, remains a significant challenge, as evidenced by recent KITTI benchmark results [10], [13]. Thus, a robust vision system is indispensable for CAVs to accurately perceive objects, lanes, and traffic signs, enabling safe and accident-free navigation.

In this article, we investigate the robustness of CAV vision systems (CAVVS), identifying the attack vectors that can compromise confidentiality, integrity, and availability (CIA) of CAVVS. We analyze the key sensors and vision components essential for CAV navigation and present a reference architecture for CAVVS (refer to Figure 6). This architecture facilitates the identification of attack surfaces, a thorough understanding of attack vector dynamics, and the formalization of robust security measures to ensure compliance with the CIA triad in vision systems. In contrast to previous surveys related to CAVs listed in Table I, we particularly focus on the security aspects of the vision system in CAVs, which can be highly useful for security engineers and system architects.

This survey aims to answer and is guided by the following research questions:

- RQ1.** What are the *critical assets* in CAVVS, and what vulnerabilities could expose them to potential attacks?
- RQ2.** What *commonalities* can be used to derive the attack surfaces?
- RQ3.** What *strategies and mechanisms* can be leveraged to exploit the identified attack surfaces?
- RQ4.** What are the *characteristics* of identified attack vectors?

TABLE I  
COMPARISON OF RECENT CAVS SECURITY SURVEYS BASED ON RESEARCH TOPIC, ATTACKS/ATTACK SURFACES, VISION SYSTEM, ML-SECURITY, AND CIA PROPERTIES OF VISION SYSTEM

Reference	Year	Research topic covered	Attacks/Attack Surfaces	Vision System	ML-Security	CIA Triad
THIS SURVEY	-	Investigate the robustness of CAV vision systems (CAVVS)	Vision system life cycle (Refer Figure 8)	✓	✓	✓
Chib and Singh [14]	2024	End-to-End autonomous driving stack involving deep neural network (DNN) for driving process from perception to control.	Adversarial attacks on sensors.	-	-	-
Ellis et al. [15]	2024	ML security challenges from the perspective of a system of interconnected vehicles.	Attacks scenarios originating from both adversarial behaviour and conditions.	✓	-	-
Wang et al. [16]	2024	Examine data poisoning attack models in intelligent transportation systems (ITS) according to the data source they are targeting and the functions the data supports	Data poisoning attacks against vehicular data, i.e., localization, perception, planning and control.	✓	-	-
Chen et al. [1]	2023	Survey of surveys of the development of autonomous driving	-	-	-	-
Girdhar et al. [12]	2023	Outline vulnerabilities and limitations of autonomous vehicle.	Artificial intelligence usage in autonomous driving.	✓	✓	-
Abdo et al. [17]	2023	Cyber attacks targeting CAVs through sensors and peripherals such as cameras, radar, Lidar, and GPS.	Multi-vehicle and transportation system.	✓	-	-
Sharma and Gillanders [18]	2022	Examine safety and forensics standards in intelligent transportation system.	Cybersecurity and forensics challenges.	✓	-	✓
Deng et al. [19]	2021	Investigate attacks on the pipeline of deep learning-based autonomous driving systems.	Physical and adversarial attacks.	✓	✓	-
Sun et al. [2]	2021	Investigate cyber-security in the environment of CAVs highlighting security problems and challenges.	In-vehicle network attacks, vehicle to everything network attacks	✓	-	-
Pham and Xiong [20]	2021	Discuss attack models and defense strategies for attack sequences on the CAVs components	CAV components vulnerability and their exploitation by attackers.	✓	-	✓
Jiang et al. [21]	2020	Attacks against deep learning algorithms in traffic sign recognition system.	Poisoning and evasion attack with particle swarm optimization	-	-	✓

**RQ5.** What can be *challenges* for a robust vision system design?

The main contributions of the paper are outlined as follows:

- Present a reference architecture for CAVVS, delineating the responsibilities of the *perception*, *data processing and computation*, and *motion estimation* layers for CAVVS navigation.
- Define a threat model to gain a comprehensive understanding of the security risks associated with vision systems, highlighting: 1) *critical assets and vulnerabilities*, 2) *commonalities and attack surfaces*, 3) *exploitation strategies and techniques*, 4) *attack vector characteristics*, and 5) *security challenges* in vision system design.
- Derive and analyze attack vectors, i.e., *data poisoning*, *data exfiltration*, *model extraction*, *logic corruption*, *membership inference*, *side-channel attacks*, *evasion*, and *man-in-the-middle attacks* targeting data, models, and inputs, along with their impact on CAVVS's CIA triad properties.
- Discuss the security challenges and issues in object detection, classification, and prediction, which are core functionalities of a CAVVS for CAV navigation. Outline the atomic road events that can be considered as future research directions for designing a robust CAVVS system essential for achieving Level-5 autonomy.

## 2 PRELIMINARIES

This section outlines the key vision-building blocks and sensory inputs required for the navigation of CAVs.

### 2.1 Vision-building blocks

CAVs are equipped with numerous sensors and employ artificial intelligence (AI) to perceive their environment, make decisions, and operate without human intervention [22]. As illustrated in Figure 1, devices such as cameras, RADAR, LiDAR, and ultrasonic sensors detect and interpret information about nearby objects, road conditions, traffic signs, pedestrians, and other vehicles, thereby generating a comprehensive view of the surroundings.

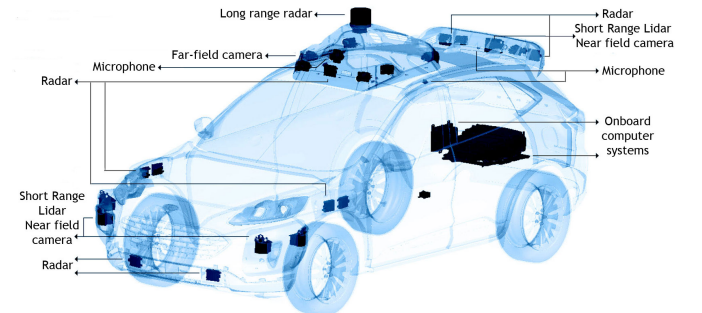


Fig. 1. A typical connected and autonomous vehicle (Figure credit: [23])

AI is exploited to analyze and interpret the real-time data acquired from the sensors, enabling proactive decision-making. The decision-making process involves object detection, behavior prediction, and appropriate action application, such as accelerating, braking, or changing lanes [24]. Based on the decisions made by the AI algorithms, the CAV controls the acceleration, braking, steering, and other functions that can ensure safe and efficient vehicle movements or operations.

## 2.2 Sensory inputs

The exteroceptive sensors are the basis of the vision system described below. The primary task of exteroceptive sensors is to perceive static and dynamic objects in a CAV path [25].

### 2.2.1 Camera

CAVs are typically equipped with multiple image sensors, e.g., wide-angle for near-field and narrow-field for far-field, to perceive the driving environment [10]. Figure 2 shows the field of view of a camera mounted on the CAV, capturing the

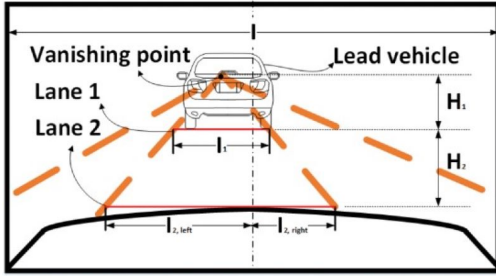


Fig. 2. Visibility of camera mounted on a CAV [26]. The field of view of a camera mounted on the CAV captures the lane markings, the lead vehicle, the rear tires of the leading vehicle, and the vanishing point.

lane markings, the lead vehicle, the rear tires of the leading vehicle, and the vanishing point [26].

The high-resolution image sensors detect objects such as vehicles, pedestrians, traffic lights, and road signs along the CAV path. Infrared image sensors can detect specific wavelengths in the spectral range of 0.9 to 1.7 microns, surpassing the capabilities of the human eye [18]. However, image sensors relying on visible light spectrum reflected from objects can not be effective in low-light environments, adverse weather conditions, and distant object classification.

### 2.2.2 LiDAR

LiDAR (Light Detection and Ranging) technology is used to detect and measure the distance of objects [25]. LiDAR systems use either pulse measurement or phase shift measurement to calculate the distance of the objects playing a crucial role in generating a detailed 3D map (position) of a CAV surroundings [27]. LiDAR systems are highly effective in low-light conditions and can accurately detect objects even in adverse weather such as rain, fog, or snow. Table II lists common LiDAR types for CAVs, however, each uses the same principle of distance measurement through the precise timing of laser pulses [28].

TABLE II  
COMMON LiDAR TYPES FOR CAVS

Type	Laser application		
Time of Flight (ToF)	Laser pulse		
Frequency-Modulated (FMCW)	Continuous	Wave	Continuous laser beam
Scanning	Rotating laser beam		
Flash	Single laser pulse		

### 2.2.3 RADAR

CAVs use RADAR (Radio Detection and Ranging) to detect, track, and measure the distance, velocity, and other characteristics of objects for motion estimation [29], which is illustrated in Figure 3. RADAR is a remote sensing technology that uses radio waves ranging from 30 cm to 3 mm in wavelength to generate a 3D map (position + velocity) of a CAV surroundings [27]. RADAR can transmit and receive signals over longer distances than LiDAR, which is particularly effective at detecting objects over greater ranges. Also, RADAR is effective in all weather conditions due to its ability to function regardless of illumination or adverse weather.

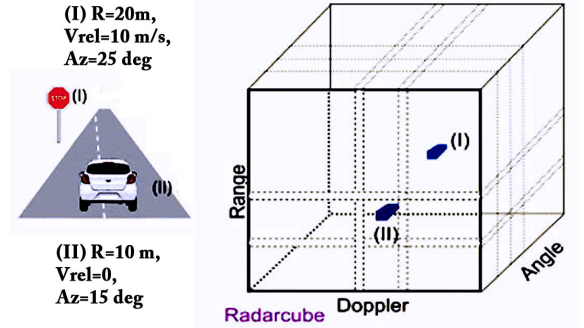


Fig. 3. Illustration of FMCW radar technology used in autonomous driving, depicting the detection of objects with their corresponding relative ranges, velocities, and azimuth angles [29].

### 2.2.4 Ultrasonic

Ultrasonic sensors utilize sound waves to detect objects and estimate their distance from the CAVs [6]. Ultrasonic sensors, also known as sonar, complement other sensors like RADAR, cameras, and LiDAR to provide a comprehensive view of nearby vehicles [30]. As shown in Figure 4, an ultrasonic sensor uses echolocation that is particularly effective for detecting proximity and slow speeds. They also function well in fog, severe weather, and low-light environments.

## 3 CAV VISION SYSTEM

This section presents the CAV vision system, threat model, and system architecture. A robust vision system in CAVs is essential for accurately identifying objects, lanes, and traffic signs, facilitating safe and accident-free navigation [18]. The vision system processes the sensor data, as illustrated in Figure 5, enabling the CAVs to perceive its environment, interpret the scene, and navigate in real-time.



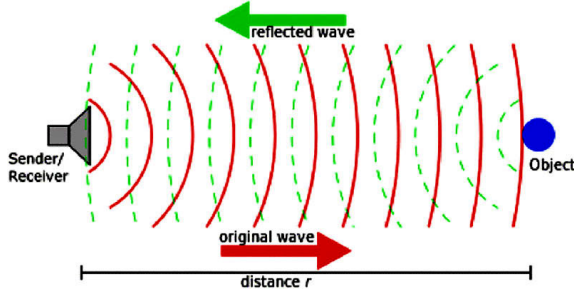


Fig. 4. Ultrasonic sensor uses echolocation for detecting proximity and slow speeds [30].

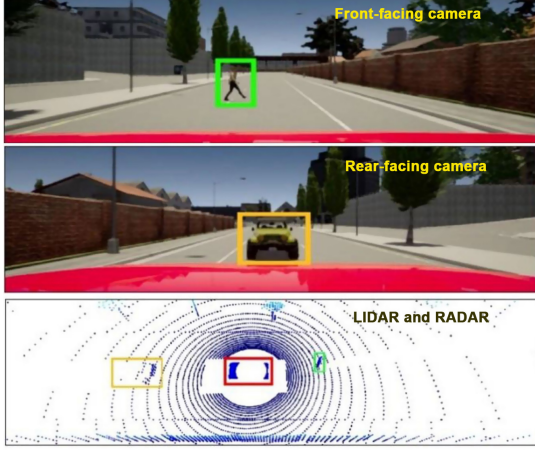


Fig. 5. Illustration of sensor data in CARLA Simulation [27]. Top and middle image show the front-facing camera and rear-facing camera data. Bottom image shows the LiDAR and Radar data.

### 3.1 Threat model

It is evident that the vision system plays a pivotal role in the precise estimation of short-term future trajectories by exploiting sensory data. However, studies [9], [7], [20] have reported that vision systems are vulnerable to various attacks, including *physical tampering*, *spoofing*, and *adversarial perturbations*, as well as being susceptible to *environmental factors*. Physical-world attacks can be executed by altering traffic signs with stickers, posters, or graffiti, or by disrupting LiDAR sensors with laser interference [5]. Spoofing attacks can be carried out by presenting falsified or manipulated images or videos, or by interfering with radar or LiDAR signals to compromise a vision system [31].

Adversarial perturbations can be created by geometric transformations, like rotations or translations, and by noise generated using generative models, sensitivity analysis, or optimization algorithms [32]. Real-world examples, such as manipulated traffic signs, fabricated obstacles, and pedestrians wearing clothing with adversarial patterns, have demonstrated that adversarial attacks can significantly compromise the robustness of vision systems used in CAVs [33]. The weather (e.g., rain, snow, or fog) and lighting conditions can also degrade sensor performance [34].

With machine learning at the core of vision system design, we delve into the challenges involved in leveraging ML for vision systems, focusing particularly on how attacks can affect

the robustness of data-processing, classification, and prediction capabilities. Studies have reported that the threat model for ML primarily encompasses *causative attacks* that involve controlling training data, and *exploratory attacks* that aim to learn about the system, potentially to launch further attacks [35]. Additionally, there can be *untargeted attacks*, where the system predicts incorrectly for any input, and *targeted attacks* forcing a model to predict incorrectly for a particular label. We therefore consider the entire lifecycle of a typical vision system, including the design, development, and deployment phases, for investigating attack surfaces.

### 3.2 System architecture

Figure 6 illustrates a typical CAV vision system (CAVVS) architecture. A CAVVS comprises three primary layers: *perception*, *data processing and computation*, and *motion estimation*.

#### 3.2.1 Perception layer

In this layer, sensors (refer to Section 2.2) acquire raw data, including images, videos, positions, and velocities of objects. Table III presents a synopsis of the sensory input data and purpose.

TABLE III  
SYNOPSIS OF THE SENSORY INPUT

Sensor	Data	Purpose
Image	Images, Video	Object classification, segmentation, and clustering; obstacle, lane markings, and pedestrians detection; Depth information; Color and light intensities estimation; Traffic lights and signs recognition [25]
LiDAR	Spatial coordinates	Objects position, distance measurement; Objects like road markings, pedestrians, and vehicles identification and recognition [27]
RADAR	Objects range, angle, or velocity	Objects distance and velocity measurement [6]
Ultrasonic	Objects range	Proximity and slow speeds detection [30]

#### 3.2.2 Data processing and computation layer

In this layer, data is first processed and fused for objects classification, and objects localization and mapping. The diverse data sources can provide a more accurate and comprehensive view of the CAV surroundings. Data fusion can be performed at three levels: low-level (raw data), mid-level (feature extraction), and high-level (decision-making) [6]. The object classification module determines the relevance of objects for tracking and the identification of the state of traffic signals. Machine learning (ML) is applied to transform, detect, and segment visual data to extract information for CAV navigation. Subsequently, the object tracking module initiates the measurement of distance and velocity of objects of interest using 3D point clouds provided by the object localization and mapping module [27].

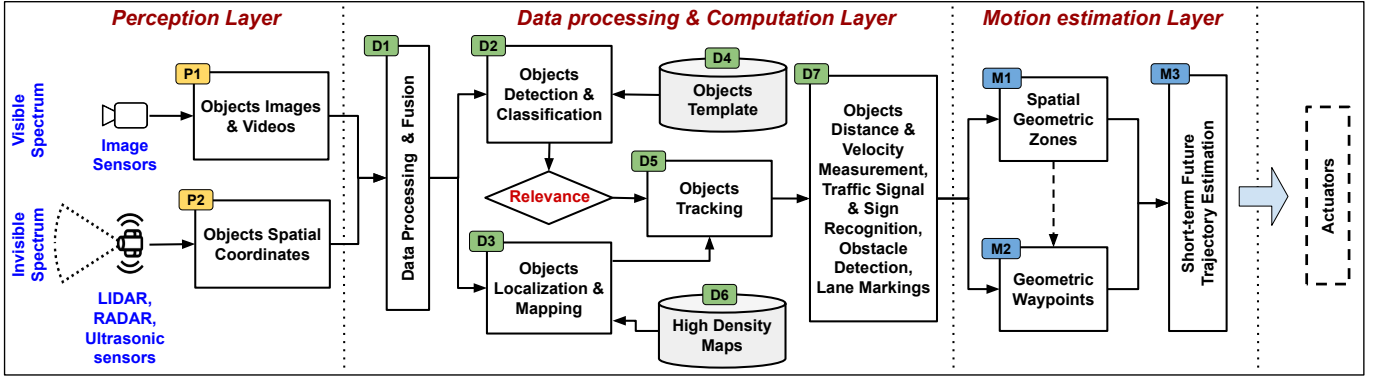


Fig. 6. Illustration of a reference architecture for a CAV vision system. A CAVVS comprises three primary layers: perception (P1, P2), data processing and computation (D1-D7), and motion estimation (M1-M3).

### 3.2.3 Motion estimation layer

In the motion estimation layer, the sensor data processed by the previous layer is exploited to determine a safe trajectory for CAV navigation [24]. The safe trajectory can be defined as a sequence of spatiotemporal waypoints in free space, represented by state variables such as position, orientation, and their corresponding rates of change: linear velocity, linear acceleration, angular velocity, and angular acceleration. The short-term future trajectory (STFT) is calculated based on the free space, i.e., *spatial geometric zones*, and the corresponding sequence of space-related states, i.e., *geometric waypoints*. Based on the STFT, the actuators decide whether to steer, accelerate, or brake the CAV. Table IV lists the primary actions and responsibilities of the actuators, including throttle, steering, and braking, for the CAV lateral and longitudinal movements for a given STFT.

TABLE IV  
SYNOPSIS OF THE ACTUATORS ACTIONS AND RESPONSIBILITIES

Actuators	Actions and responsibilities
Throttle	Adjust the CAV velocity by pressing or releasing the gas pedal through electronic control.
Steering	Control the lateral movement of the CAV using electrically assisted power steering.
Brakes	Halt or slow down the CAV using electronic brake system.

## 4 VISION SYSTEM ATTACK SURFACE

In this section, we identify the potential attack surfaces in the vision system, addressing **RQ1** and **RQ2**. This analysis is useful to understand the dynamics of attack vectors, which in turn facilitates the formalization of security measures to ensure compliance with the CIA properties in vision systems.

### 4.1 Baseline computer vision system

A computer vision system typically involves image acquisition through sensors, followed by data processing and analysis using machine learning algorithms [15]. To address **RQ1**, we use biometric recognition systems (BRS) as a case study. These sensor-based, machine learning systems have a

well-established attack taxonomy [36]. Accordingly, Figure 7 illustrates the mapping of various modules in the perception and data processing layers of the CAVVS architecture depicted in Figure 6. We use this mapping to analyze how the sixteen extensively studied attack points (APs) in the BRS relate to the modules in the CAVVS for attack surface determination.

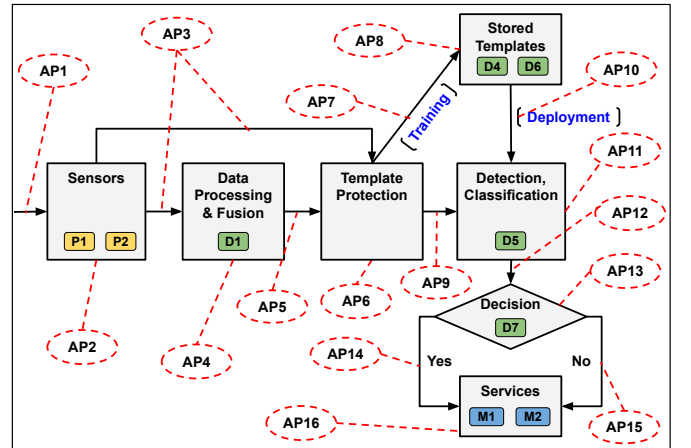


Fig. 7. Attack points (AP) in a generic BRS [37]. [AP1 - Adversary attacks (spoofing, presentation, fake physical biometrics, latent print reactivation, wolf attack), Administrative frauds (false enrollment, exception abuse); AP2 - Denial of service; AP3 - Man-in-the-middle attack, replay attack, Hill-climbing, brute force attack, dictionary attack; AP4 - Override feature extractor, Trojan horse attack; AP5 - False data inject, reuse of residual; AP6 - Side channel attack; AP7 - Intercept template, data reject; AP8 - Unauthorized access through external compromised system, Steel, delete, modify, substitute, reconstruct templates; AP9 - Alter system parameters, Synthesized feature vector, brute force attack, hill-climbing, fake digital biometrics, replay attack; AP10 - Intercept stored template, replay attack; AP11 - Comparison module override, side channel attack, Trojan horse attack; AP12 - Modify score; AP13 - Override decision module; AP14 - False match; AP15 - False non-match; AP16 - Denial of service]

Subsequently, by analyzing the attack points shown in Figure 7, we note that each attack targets the system *data*, *inputs*, or *models* with the intent of compromising CIA properties. Table V categorizes each attack point, highlighting the phases (i.e., training, testing, and inference) and potential attack surfaces.

TABLE V  
ILLUSTRATION OF ATTACK POINTS, PHASE-WISE IMPACT, AND ATTACK SURFACES

	Attack points	Phase	Asset
AP1	Spoofing, presentation, fake physical biometrics, latent print reactivation, wolf attack	Inference	Input
	False enrollment, exception abuse	Training, Testing	Data
AP2	Denial of service	Inference	Input
AP3	Hill-climbing, brute force attack, dictionary attack, replay attack, Mitm attack	Inference	Input
AP4	Override feature extractor, Trojan horse attack	Inference	Model
AP5	False data inject, reuse of residue	Inference	Input
AP6	Side channel attack	Inference	Model
AP7	Intercept template, data reject	Training, Testing	Data
AP8	Unauthorized access through external compromised system, Steel, delete, modify, substitute, reconstruct templates	Training, Testing	Data, Model
AP9	Alter system parameters, Synthesized feature vector, brute force attack, hill-climbing, fake digital biometrics, replay attack	Inference	Input, Model
AP10	Intercept stored template, replay attack	Inference	Data
AP11	Comparison module override, side channel attack, Trojan horse attack	Inference	Model
AP12	Modify score	Inference	Model
AP13	Override decision module	Inference	Model
AP14	False match	Inference	Model
AP15	False non-match	Inference	Model
AP16	Denial of service	Inference	Model

#### 4.2 Attack surfaces

In response to **RQ2**, Figure 8 illustrates the three attack surfaces identified in our analysis, emphasizing their relevance to different phases of the CAVVS lifecycle. This facilitates valuable insights into potential security vulnerabilities in CAVVS, as outlined in Section 3.2, and helps map attack vectors according to the type of attack surface. Data poisoning [38] and data exfiltration [39] pose significant risks to CAVVS data. Attacks such as model extraction [40], membership inference [41], logic corruption [42], and side-channel attacks [43] are identified as primary threats to CAVVS models. Additionally, CAVVS inputs can be exploited through evasion [4] and man-in-the-middle [44] attacks. In the subsequent sections, we provide a detailed analysis of each attack vector across these three attack surfaces.

### 5 ATTACK VECTORS

Addressing **RQ3** and **RQ4**, this section examines the attack vectors for each identified attack surface illustrated in Figure 8, which is a simplified abstraction of the CAVVS reference architecture (refer Figure 6). We further discuss the strategies and mechanisms that the adversary can employ to generate attack vectors. Understanding the characteristics of these attack vectors is crucial for implementing effective security solutions to enhance the robustness of CAVVS.

#### 5.1 Attacks targeting data

As illustrated in Figure 6, a robust CAVVS requires a secure data pipeline (P1, P2, D4, D6) that encompasses data

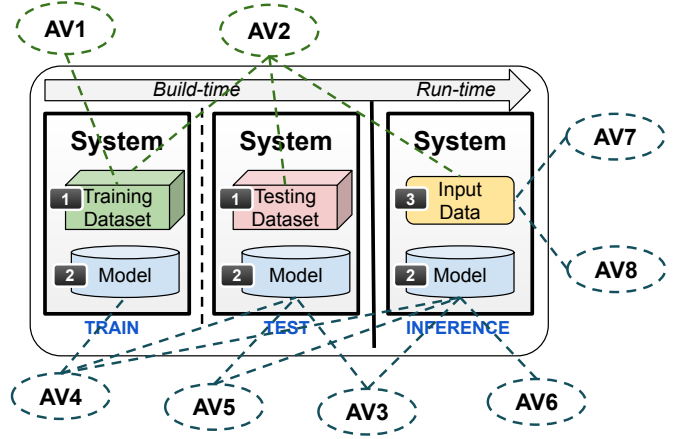


Fig. 8. Illustration of vision system life cycle and attack surfaces 1) data, 2) models, and 3) inputs. [AV1: Data poisoning; AV2: Data exfiltration; AV3: Model extraction; AV4: Logic corruption; AV5: Membership inference; AV6: Side channel; AV7: Evasion; AV8: Man-in-the-middle]

collection, knowledge curation, and storage [45]. Table III lists sensors used by CAVs to perceive their environment. These sensors acquire data that CAVs use for environmental perception, such as object distance estimation, light intensity assessment, and road sign recognition. Accurate perception, essential for safe and secure driving, is significantly influenced by the quality and integrity of the data used for training and testing [16]. However, vulnerabilities within this pipeline could be exploited by adversaries to manipulate data or introduce adversarial inputs. We list attacks targeting data, their impact on CIA properties, and the strategies or techniques used to accomplished these attacks in Table VI.

TABLE VI  
ATTACKS TARGETING DATA

#	Attacks types	Security property			Strategies/techniques
		Confidentiality	Integrity	Availability	
AV1	Data poisoning	-	✓	-	Adversarial examples
					Injection
					Deletion
					Alteration
					Man-in-the-middle
AV2	Data exfiltration	✓	-	-	Phishing
					Malware
					Privilege escalation
					Side-channel

Poisoning attacks compromise the integrity of vision system by manipulating training data through strategies such as injection, deletion, or alteration [46]. Man-in-the-middle (MitM) attacks are also used to control the training process [16]. The adversary can introduce adversarial examples into the training dataset to manipulate the behavior of the underlying

machine learning models used in the vision system [47]. Additionally, dirty label attacks, a form of data poisoning, manipulate classifiers to misclassify specific inputs, such as a stop sign with an attached sticker. These attacks can lead to decreased accuracy, misclassification, and the generation of biased or underperforming models. Studies [16], [38] reported that poisoned datasets can distort traffic data, ultimately causing vehicles to make suboptimal routing choices and reducing network efficiency. Poisoning LiDAR data could lead to the misclassification or misinterpretation of road objects, potentially disrupting the vision system in CAVs.

Data exfiltration refers to the unauthorized removal or theft of data from a system, often resulting in privacy violations, loss of intellectual property, regulatory breaches, and substantial financial harm [48]. Adversaries can attempt to extract sensitive data from vision systems used in CAVs, including training data, trained weights, and proprietary algorithms, which can impact system confidentiality. Data exfiltration can be achieved through techniques such as phishing, malware, privilege escalation, and side-channel attacks, often resulting from insider attacks, hacktivism, unauthorized access, or human error [39], [49]. Authorized individuals, including employees and contractors, can intentionally extract data from CAVs for personal gain. CAVs can be infiltrated through unauthorized access, hacking techniques, or malicious software to extract data undetected. Thus, mechanisms to address attacks targeting data can prevent data breaches, intellectual property theft, security protocol compromise, and manipulation of CAVVSs.

## 5.2 Attacks targeting a model

Referring Figure 6, attacks targeting models employed in **(D1)**, **(D5)**, **(D5)** modules can pose significant security risks to CAVVSs. As illustrated in Figure 9, the CAVVS relies on several deep learning networks (DNNs) variants to process multi-modal sensor data for a comprehensive understanding of the driving environment [6], [14]. For instance, object detection in visual data can be achieved using Convolutional Neural Networks (CNNs) [24], You Only Look Once (YOLO) [27], Single Shot MultiBox Detector (SSD) [25], and Faster Region-based Convolutional Neural Network (Faster R-CNN) [12]. Recurrent Neural Networks (RNNs) and Long Short-Term Memory (LSTM) can be employed for temporal obstacle behavior analysis [50]. Generative Adversarial Networks (GANs) can be exploited for obstacle detection augmentation including image generation, super resolution, or image-to-image translation [6]. Diffusion models can be useful for data augmentation by generating images conditioned on both the canny edge features of existing images and random prompts specifying desired attributes such as weather, lighting, and surface [51].

Autoencoders (AEs) and Deep Belief Networks (DBNs) are effective techniques for feature transformation and anomaly detection. For instance, a CAVVS can leverage autoencoders for tasks like image reconstruction, dimensionality reduction, anomaly detection, and data denoising [17]. Siamese Neural Networks (SNNs), Transformers, and Vision Transformers (ViT) can be useful for object contextualization [6]. SNNs can efficiently track objects in scenes, adapting to appearance

changes or occlusions by comparing new inputs against stored references. Additionally, SNNs can uniformly scale detected regions of interest to a predefined size to ensure compatibility with subsequent processing stages. Transformers can predict pedestrian or vehicle trajectories based on numerical sequences. Similarly, ViT can encode long-range spatial dependencies in visual data, which is essential for navigating complex environments.

Table VII summarizes the impact on CIA triad properties and strategies or techniques for attacking a model. Model extraction [40] refers to the theft of a model architecture, training hyperparameters, learned parameters, or its behavioral approximation impacting the confidentiality of the model. The adversary aims to replicate a target model functionality by constructing a similar model with comparable predictive performance [41]. Model extraction attacks are also referred to as inference attacks, exploratory attacks, copying, duplication, mimicking, or model approximation. Knowledge distillation, reverse-engineering, and unauthorized access are common strategies or techniques for model extraction. Knowledge distillation is a model compression technique used to train a smaller model by transferring knowledge from a larger, pre-trained network. Reverse engineering involves analyzing the hardware or software characteristics of a CAVVS, while unauthorized access exploits cache or timing side channels.

TABLE VII  
ATTACKS TARGETING MODEL

#	Attacks types	Security property			Strategies/techniques
		Confidentiality	Integrity	Availability	
AV3	Model extraction	✓	-	-	Knowledge distillation
					Reverse engineering
					Unauthorized access
AV4	Logic corruption	-	✓	-	Data poisoning
					Backdoor
					Concept drift and model decay or drift
AV5	Membership inference	✓	-	-	Varying behaviour of the model
					Prediction loss determination
AV6	Side-channel	✓	✓	-	Memory usage
					Computation time
					Power consumption

Membership inference attacks can compromise confidentiality by potentially exposing sensitive information from the training data. These attacks aim to determine whether a specific data point was included in the training of a model [52]. The key idea is to build a machine learning attack model that uses the target model output (confidence values) to infer the membership status of the target model input [53]. Shadow models, for which the training and non-training samples are known, are used to



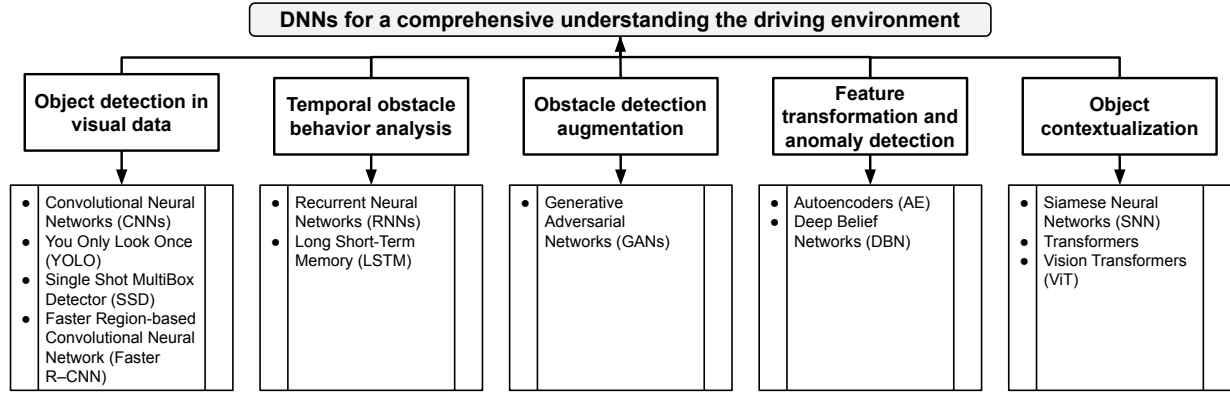


Fig. 9. Illustration of DNNs used in CAVs vision system for a comprehensive understanding of the driving environment [6]

generate the membership inference dataset. Successful attacks rely on two key assumptions, i.e., the structural similarity between the shadow and target models, and the comparability of their training data distributions.

Rezaei and Liu [54] investigate membership inference attacks on naturally trained models and datasets by exploiting additional information such as intermediate layer activations, input and weight gradients, and decision boundary distances. Song et al. [55] describe that membership inference attacks can result in sensitive information leakage. The authors determine that adversarially trained models are particularly vulnerable to such attacks, and information leakage correlates with model robustness and generalization. Furthermore, existing provable defenses that are effective against other attacks enable to address membership inference.

Logic corruption refers to the deliberate alteration of model parameters or structural components to induce incorrect or malicious behavior in a CAVS [38]. For instance, the presence of adversarial traffic signs in the training data can compromise a CAVS ability to accurately classify signs during real-time driving [21]. Data poisoning, backdoor, concept drift and model decay are potential threats for logic corruption compromising system integrity. Data poisoning attacks primarily fall into three categories: availability, targeted, and subpopulation attacks [56]. As discussed in Section 5.1, data poisoning involves injecting malicious data associated with a specific label or all classes into the training set to introduce biases or vulnerabilities into the model, which can later be exploited during inference. Adversaries aim to maximize the average test loss, thereby degrading model performance through an availability attack. In contrast, targeted attacks focus on causing misclassification in specific inputs, typically limited to one or a small number of test samples. Additionally, two attack types clean label and label flipping have been examined based on label control. A subpopulation attack targets specific subgroups within large, diverse datasets, aiming to degrade a model performance on those subgroups while maintaining overall performance.

Backdoor attacks [57], which exploit training data with malicious triggers, can cause CAVS to function normally on benign data but significantly degrade when activated by the same trigger during testing. Some backdoor attacks can be a specific type of data poisoning attack [21]. Concept drift

can be described as unexpected changes in data distribution and relationships between features and the target variable over time [58]. This can be particularly problematic for CAVS, as the system relies on multiple sensors, each of which can be susceptible to drift, potentially leading to degraded performance. On the contrary, model decay can be described as a degradation in the performance of a CAVS, irrespective of changes in the data distribution [59].

In general, side-channel attacks (SCA) exploit non-functional program behavior (e.g., memory, timing, power) to extract secret information [60]. SCA can compromise CAVS confidentiality by stealing network structure and parameters (i.e., weights) [43]. SCA can compromise the integrity of CAVS by altering the models weight. Xiang et al. [61] estimate DNN parameter sparsity via a side-channel attack, identifying DNN structures and deriving pre-trained parameter values in embedded devices. Wang et al. [62] simulate the dynamic power trace of mixed-signal Resistive Random-Access Memory (RRAM) in-memory computing (IMC) macros to perform side-channel analysis (SCA). The authors successfully extract the complete network architecture of DNN models stored within isolated memory blocks in an IMC system from the power trace of each tile, without any prior knowledge of the model.

### 5.3 Attacks targeting inputs

In Figure 6, CAVS modules (P1, P2) can be vulnerable to attacks, such as evasion targeting sensors input and MitM intercepting and altering the genuine communication [22]. Table V outlines the strategies and techniques commonly employed to orchestrate these attacks.

Evasion attacks can subvert model predictions during inference, significantly impacting all three aspects of the CIA triad [63]. These attacks compromise confidentiality by potentially exposing sensitive data and violating privacy. They also impact integrity by corrupting data and causing models to make incorrect decisions. Additionally, evasion attacks can disrupt availability by overloading CAVS, leading to operational disruptions or denial-of-service (DoS) scenarios. These types of attacks, also referred to as decision-time attacks, are executed by adversaries who subtly modify inputs to deceive models and induce incorrect predictions [40].



TABLE VIII  
ATTACKS TARGETING INPUTS

#	Attacks types	Security property			Strategies/techniques
		Confidentiality	Integrity	Availability	
AV7	Evasion	✓	✓	✓	Physical data modification
					Adversarial examples
					Spoofing
AV8	Man-in-the-middle	✓	✓	-	Eavesdropping
					Data Manipulation

Wang et al. [4] highlight that physical adversarial object evasion attacks pose a significant threat to the perception systems of autonomous driving. These attacks exploit physical-world vectors, such as malicious patches, to obscure critical road objects (e.g., pedestrians, traffic signs). Chernikova et al. [64] successfully demonstrate evasion attacks against neural networks used for steering angle prediction in CAVs, utilizing the dataset from the 2014 Udacity challenge. By manipulating sensor readings or settings, adversaries can potentially induce accidents through physical data modification. Spoofing is primarily used to evade LiDAR systems by injecting signals into the LiDAR receivers of target vehicles [16]. Mahima et al. [7] discuss laser spoofing, a technique where infrared lasers are directed at a targeted LiDAR system in real-world environments.

Deng et al. [19] describe that evasion attacks use both white-box and black-box settings to disturb end-to-end driving. These attacks involve replacing original traffic signs or billboards with adversarial versions and drawing black strips or patterns to impair the object detection and traffic sign recognition capabilities of CAVVS. White-box methods primarily use gradient-based, optimization-based, and generative model-based techniques, exploiting the target model architecture and parameters to evade the system. In contrast, black-box methods rely on querying the model repeatedly to infer its behavior and generate adversarial inputs. Transfer-based methods, i.e., train adversarial examples on a surrogate model and then transfer them to the target model, score-based methods, i.e., query the target model multiple times to estimate the target model confidence scores for different inputs, and decision-based methods, i.e., manipulate input data to alter the model final decision, are common strategies for black-box evasion attacks [65]. MitM attacks can compromise both confidentiality and integrity by intercepting and altering communication between perception and data processing layers [22]. Eavesdropping and data manipulation are common techniques used in MitM attacks. Adversaries can exploit ML-based generative models in CAVs by launching MitM attacks between the data sensing and classification stages, potentially compromising the decision-making systems [44].

## 6 CHALLENGES, ISSUES, AND DISCUSSIONS

In this section, we analyze and discuss challenges for robust vision system design delineating **RQ5**. We examine issues related to object detection, classification, and prediction and describe atomic road events. These challenges and issues emphasize the need for continued research to advance the development of models capable of achieving the robust performance required for Level-5 autonomy.

### 6.1 Security challenges

Table IX summarizes the attacks that can compromise the confidentiality, integrity, and availability of CAVVS by targeting its data, models, and inputs. Confidentiality breaches can expose sensitive data, integrity manipulations can compromise system accuracy, and availability issues can hinder system operations. The comparison highlights how adversaries can exploit each attack surface to compromise CIA properties and achieve their malicious goals [66].

TABLE IX  
ATTACKS ON DATA, MODEL, INPUTS, AND DEPLOYMENT AND THEIR RAMIFICATION ON THE CONFIDENTIALITY, INTEGRITY, AND AVAILABILITY OF AI SYSTEMS

Security property	Attack surfaces		
	Data	Model	Inputs
Confidentiality	Exfiltration [48] (AV2)	Extraction [40] (AV3), Membership inference [54], [55] (AV5), SCA (AV6)	Evasion [19], [4] (AV7), MitM [16], [44] (AV8)
Integrity	Poisoning [21], [38] (AV1)	Logic corruption [42] (AV4), SCA [43] (AV6)	Evasion (AV7), MitM (AV8)
Availability	-	-	Evasion (AV7)

The confidentiality of CAVVS can be compromised through attacks such as data exfiltration, model extraction, membership inference, side-channel analysis (SCA), evasion, and MitM attacks, where the adversary can steal the underlying model. The integrity of CAVVS may be undermined by data poisoning, logic corruption, SCA, evasion, and MitM attacks, which can cause incorrect decisions, flawed analysis, and potentially severe consequences. Finally, the availability of CAVVS can also be affected by evasion attacks, leading to incorrect decisions and potential harm.

### 6.2 Issues in object detection, classification, and prediction

It can be observed in Figure 6 that modules D1 to D7 leverage a combination of deep learning and traditional machine learning models enabling CAVVS to process sensor data for environmental perception, scene interpretation, and real-time navigation. Studies [10], [15], [67] have reported the limitations of models in performing activities such as object detection, traffic sign classification, and steering angle prediction in both laboratory and real-world settings. Specifically, object detection models evaluated using the KITTI autonomous driving

benchmark dataset have encountered significant challenges in accurately detecting and tracking objects under complex real-world conditions, such as adverse weather, occlusion, and varying object scales. Accurate and real-time object detection is crucial for the real-world application of autonomous driving in diverse weather conditions, however, attacks on object detection, i.e., vehicle, lane, and pedestrian could have devastating consequences [68].

Wang et al. [4] report that physical adversarial object evasion attacks, especially those involving malicious patches, can cause CAVS to misclassify or overlook road objects during detection. Zhu et al. [69] design an adversarial “QR code” pattern that successfully deceives infrared pedestrian detectors from various angles, both digitally and physically. As shown in Figure 10a, the YOLOv3 detector fails to detect individuals with the patch applied. Wei et al. [70] propose a boundary-limited shape optimization method to achieve the compact and smooth shapes capable of performing cross-modal physical attacks. Figure 10b illustrates a cross-modal adversarial patch designed to simultaneously evade both visible and infrared pedestrian detectors in the physical world.


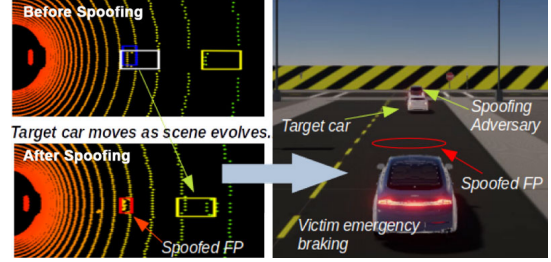


Fig. 10. Illustration of patch-based attacks on object detection models

Chen et al. [71] proposed ShapeShifter, an adversarial attack using iterative change-of-variable and Expectation over Transformation. The Faster R-CNN based detector consistently detected adversarially perturbed stop signs generated using ShapeShifter as objects other than stop sign under physical conditions. Hallyburton et al. [72] introduce the frustum attack, which compromises camera-LiDAR fusion by preserving semantic consistency between camera and LiDAR data to spoof the sensor fusion process (refer Figure 11a) for launching evasion attack on CAVS. The authors evaluate the frustum attack on three distinct LiDAR-only architectures and five models spanning three different camera-LiDAR fusion architectures, including fusion at the semantic, feature, and tracking levels. Lin et al. [73] describe phantom spoofing attacks, in which adversaries use electronic displays to create

deceptive objects or signs such as fake pedestrians, vehicles, or incorrect speed limits (refer Figure 11b) causing CAVs to apply an emergency brake or to exceed the speed. Yang et al. [74] conduct an experiment to compromise LiDAR perception by placing 3D-printed objects, such as polyhedrons, which were misclassified as vehicles by the detection models.



(a) Apollo perception system spoofing outcomes. Two LiDAR snapshots of detected objects before and after the frustum attack [72]



(b) Phantom spoofing attacks using deceptive objects or signs [73]

Fig. 11. Illustration of spoofing-based evasion attacks

Hu et al. [75] propose a transferable adversarial attack that generates patches trained using Intersection over Union (IoU) and classification probability loss to target object detection models, such as YOLO, in physical-world settings. The generation of adversarial perturbations is optimized by incorporating perspective transformations, spatial transformations, and similar techniques. As shown in Figure 12a, the printed adversarial patch pasted on the hood of the car successfully evades detection by the YOLOv3 model. Similarly, Oh and Yang [76] evaluate physical adversarial attacks in a realistic environment by creating attack textures on a 10:1 scale model of a vehicle. As shown in Figure 12b, the adversarial camouflage pattern successfully misled vehicle detectors on a customized CARLA simulator. Sato et al. [73] demonstrate an attack on automated lane-centering systems, widely implemented in various vehicle models equipped with Level-2 automation, which steer vehicles to maintain their position within the traffic lane. As depicted in Figure 12c, the attack employs dirty road patterns as input perturbations to mimic natural road imperfections. The attack misleads lane detection towards the left, causing the vehicle to steer in that direction.

Traffic sign classification, including speed limits, prohibitions, instructions, and warnings, is essential for safe CAV navigation. Hsiao et al. [77] investigate the effect of sunlight, headlights, and flashlight illuminations on traffic sign classification. As shown in Figure 13a, the authors used a round mirror to reflect sunlight onto a 30 km/h speed limit sign, which was



(a) YOLOv3 detection results in indoor and outdoor scenes [75]

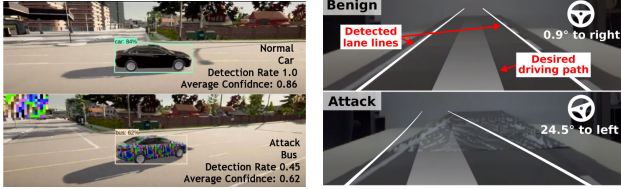


Fig. 12. Illustration of attacks on deep learning base detector

misclassified as 80 km/h. Similarly, Zhong et al. [78] study the effect of shadows on road sign classification. Further, physical adversarial traffic signs, whether generated with imperceptible pixel changes across the entire image or by restricting visible, perceptible adversarial noise to a small area of the image, can easily deceive CAVS classification ability [4], [79]. Guo et al. [80] employ light-emitting diodes and leverage the camera rolling shutter effect to create adversarial stripes, i.e., GhostStripe, in the captured images, as illustrated in Figure 13b. According to the authors, the GhostStripe attack remains invisible to humans while consistently spoofing traffic sign recognition systems. Tsuruoka et al. [81] design retroreflective patches to cause misidentification in traffic sign recognition tasks at nighttime. It can be observed in Figure 13c, these patches are activated only by the headlights of CAVs at night, while remaining highly stealthy during the daytime, making them versatile and difficult to detect.

### 6.3 Atomic road events

We outline several atomic road events that present challenges to safe autonomous driving. CAVs can encounter these events due to sensor limitations, obstructed line-of-sight, vulnerabilities in deep learning models, and the lack of up-to-date high-definition maps, which hinder their ability to adapt to atomic road changes. We consider in particular events that occur in object detection, during normal situations and for unexpected situations. Finally, we present experimental results validating these difficulties.

#### 6.3.1 Object detection

- *Pedestrian Crosswalk Activation*: Detecting when pedestrians activate a crosswalk signal, indicating their intention to cross



(a) A 30 km/h speed limit is misclassified as 80 km/h from natural light attack [77] (b) GhostStripe [80] attack invisible to the human eye can cause traffic signs misclassification (c) Retroreflective patches [81] are activated by the headlights of CAVs but remain dormant otherwise

Fig. 13. Illustration of physical adversarial attacks in traffic sign classification

the road and requiring the attention of autonomous vehicles.

- *Pedestrian Jaywalking*: Detecting cases where pedestrians cross the road outside designated crosswalks or against traffic signals, requiring cautious navigation and potential intervention.
- *Emergency Vehicle Presence*: Identifying the presence of emergency vehicles, such as ambulances or fire trucks, with their corresponding lights and sirens activated, necessitating appropriate response and yielding.

#### 6.3.2 Normal and spontaneous situations

- *Lane Change*: Detecting instances where a vehicle changes its lane, either to the left or right, indicating a potential change in trajectory and behavior.
- *Lane Departure*: Detecting cases where a vehicle unintentionally or abruptly leaves its designated lane, potentially indicating driver distraction or impairment.
- *Traffic Congestion*: Identifying instances of heavy traffic congestion, which can affect the speed and flow of vehicles and require appropriate navigation and planning strategies.
- *Vehicle Turn Signals*: Recognizing instances where a vehicle activates its turn signals, indicating an intention to turn left or right, and providing valuable information for predicting its future trajectory.
- *Weather Conditions*: Adverse weather conditions, such as snowstorms, sandstorms, or similar phenomena, can result in reduced visibility.

#### 6.3.3 New and Unexpected situations

- *Road Construction Zones*: Detecting areas of road construction or maintenance, which may require drivers to adjust their speed, change lanes, or follow temporary traffic rules.
- *Traffic Light Violation*: Identifying cases where a vehicle runs a red light or fails to stop at a stop sign, which can have significant safety implications.



- *Collision Avoidance Maneuvers*: Recognizing situations where a vehicle performs evasive maneuvers, such as sudden braking or swerving, to avoid a collision with another object or vehicle.
- *Calamities and Natural Disasters*: Early detection of situations such as earthquakes, floods, lightning strikes, and hailstorms is crucial to avoid potential issues.

### 6.3.4 Experimental simulations

To evaluate these effects, we simulate some of these events to assess the robustness of a pre-trained Inception-V3 model [82] that was trained on the ImageNet dataset. We select the Inception model for its key architectural innovations, including label smoothing to regularize the learning process, factorized  $7 \times 7$  convolutions to reduce computational costs, and an auxiliary classifier that injects gradient information into earlier layers, enhancing both learning efficiency and feature extraction capabilities.

Figure 14 presents the prediction results of the Inception-V3 model for an arbitrary input under simulated conditions. Initially classifying the input image as a racer with only 12.03% confidence, the model confidence increases to 72.57% in darker surroundings. However, in brighter conditions, the classification shifts to sports car, and sun flares cause misidentification as a planetarium, demonstrating the model sensitivity to lighting. The model exhibits significant sensitivity to simulated weather conditions as well. For example, under simulated snow, the vehicle is misidentified as a geyser, while simulated rain results in a misclassification as a worm fence. Foggy conditions too degrade detection accuracy, leading to the incorrect categorization of the racer as a trailer truck. Moreover, the model prediction accuracy is significantly affected by various environmental factors, including random shadows, extraneous objects or patches, and poor road conditions.

In summary, the observed sensitivity of advanced models to conditions beyond their normal range of operation emphasizes the need for further research to enhance the robustness of CAVVS.

## 7 CONCLUSIONS

CAVVS robustness is crucial for achieving Level-5 autonomy and accelerating the commercialization of CAVs. This article introduced a CAVVS reference architecture to provide a comprehensive understanding of perception, data processing, and motion estimation layers. A concise threat model is presented, identifying critical assets, vulnerabilities, attack surfaces, and potential exploitation techniques to comprehensively assess and analyze security risks within CAVVS design.

A simplified abstraction of the CAVVS system exposes three primary attack surfaces: data, models, and inputs. We delve into attack vectors targeting these surfaces, including data poisoning, exfiltration, extraction, logic corruption, inference attacks, side-channel attacks, evasion techniques, and man-in-the-middle attacks, that can compromise the CIA triad of CAVVS. Additionally, we examine atomic road events that can exacerbate security challenges and impact the object detection, classification, and prediction capabilities of CAVVS.

This research provides a valuable resource for security practitioners and researchers, offering insights into future research directions for the design of robust CAVVS systems essential for achieving Level-5 autonomy.

## REFERENCES

- [1] L. Chen, Y. Li, C. Huang, B. Li, Y. Xing, D. Tian, L. Li, Z. Hu, X. Na, Z. Li, *et al.*, "Milestones in autonomous driving and intelligent vehicles: Survey of surveys," *IEEE Transactions on Intelligent Vehicles*, vol. 8, no. 2, pp. 1046–1056, 2022.
- [2] X. Sun, F. R. Yu, and P. Zhang, "A survey on cyber-security of connected and autonomous vehicles (cavs)," *IEEE Transactions on Intelligent Transportation Systems*, vol. 23, no. 7, pp. 6240–6259, 2021.
- [3] S. O.-R. A. V. S. Committee *et al.*, "Taxonomy and definitions for terms related to on-road motor vehicle automated driving systems," *SAE Standard J*, vol. 3016, p. 1, 2014.
- [4] N. Wang, Y. Luo, T. Sato, K. Xu, and Q. A. Chen, "Does physical adversarial example really matter to autonomous driving? towards system-level effect of adversarial object evasion attack," in *Proceedings of the IEEE/CVF International Conference on Computer Vision*, pp. 4412–4423, 2023.
- [5] Y. Cao, N. Wang, C. Xiao, D. Yang, J. Fang, R. Yang, Q. A. Chen, M. Liu, and B. Li, "Invisible for both camera and lidar: Security of multi-sensor fusion based perception in autonomous driving under physical-world attacks," in *Proceedings of the IEEE symposium on security and privacy (SP)*, pp. 176–194, IEEE, 2021.
- [6] A. Thakur and S. K. Mishra, "An in-depth evaluation of deep learning-enabled adaptive approaches for detecting obstacles using sensor-fused data in autonomous vehicles," *Engineering Applications of Artificial Intelligence*, vol. 133, p. 108550, 2024.
- [7] K. Y. Mahima, A. G. Perera, S. Anavatti, and M. Garratt, "Toward robust 3d perception for autonomous vehicles: A review of adversarial attacks and countermeasures," *IEEE Transactions on Intelligent Transportation Systems*, 2024.
- [8] N. Kemsaram, A. Das, and G. Dubbelman, "Model-based systems engineering to design an onboard surround vision system for cooperative automated vehicles," in *Proceedings of the 2nd International Informatics and Software Engineering Conference (IISEC)*, pp. 1–6, IEEE, 2021.
- [9] T. Long, Q. Gao, L. Xu, and Z. Zhou, "A survey on adversarial attacks in computer vision: Taxonomy, visualization and future directions," *Computers & Security*, vol. 121, p. 102847, 2022.
- [10] J. He, Z. Tang, X. Fu, S. Leng, F. Wu, K. Huang, J. Huang, J. Zhang, Y. Zhang, A. Radford, *et al.*, "Cooperative connected autonomous vehicles (cav): research, applications and challenges," in *Proceedings of the 27th International Conference on Network Protocols (ICNP)*, pp. 1–6, IEEE, 2019.
- [11] V. R. Marco, J. Kalkkuhl, J. Raisch, W. J. Scholte, H. Nijmeijer, and T. Seel, "Multi-modal sensor fusion for highly accurate vehicle motion state estimation," *Control Engineering Practice*, vol. 100, p. 104409, 2020.
- [12] M. Girdhar, J. Hong, and J. Moore, "Cybersecurity of autonomous vehicles: A systematic literature review of adversarial attacks and defense models," *IEEE Open Journal of Vehicular Technology*, 2023.
- [13] L. Liu, S. Lu, R. Zhong, B. Wu, Y. Yao, Q. Zhang, and W. Shi, "Computing systems for autonomous driving: State of the art and challenges," *IEEE Internet of Things Journal*, vol. 8, no. 8, pp. 6469–6486, 2020.
- [14] P. S. Chib and P. Singh, "Recent advancements in end-to-end autonomous driving using deep learning: A survey," *IEEE Transactions on Intelligent Vehicles*, vol. 9, no. 1, pp. 103–118, 2023.
- [15] W. Ellis, S. Belguith, and T. Tryfonas, "Machine learning security of connected autonomous vehicles: A systems perspective," in *Proceedings of the IEEE International Conference on Industrial Technology (ICIT)*, pp. 1–8, IEEE, 2024.
- [16] F. Wang, X. Wang, and X. J. Ban, "Data poisoning attacks in intelligent transportation systems: A survey," *Transportation Research Part C: Emerging Technologies*, vol. 165, p. 104750, 2024.
- [17] A. Abdo, H. Chen, X. Zhao, G. Wu, and Y. Feng, "Cybersecurity on connected and automated transportation systems: A survey," *IEEE Transactions on Intelligent Vehicles*, 2023.
- [18] P. Sharma and J. Gillanders, "Cybersecurity and forensics in connected autonomous vehicles: A review of the state-of-the-art," *IEEE Access*, vol. 10, pp. 108979–108996, 2022.





Fig. 14. Illustration of the prediction results of the Inception-V3 model [82] for an arbitrary input under simulated conditions.

- [19] Y. Deng, T. Zhang, G. Lou, X. Zheng, J. Jin, and Q.-L. Han, "Deep learning-based autonomous driving systems: A survey of attacks and defenses," *IEEE Transactions on Industrial Informatics*, vol. 17, no. 12, pp. 7897–7912, 2021.
- [20] M. Pham and K. Xiong, "A survey on security attacks and defense techniques for connected and autonomous vehicles," *Computers & Security*, vol. 109, p. 102269, 2021.
- [21] W. Jiang, H. Li, S. Liu, X. Luo, and R. Lu, "Poisoning and evasion attacks against deep learning algorithms in autonomous vehicles," *IEEE transactions on vehicular technology*, vol. 69, no. 4, pp. 4439–4449, 2020.
- [22] S. Gupta, C. Maple, and R. Passerone, "An investigation of cyber-attacks and security mechanisms for connected and autonomous vehicles," *IEEE Access*, 2023.
- [23] Ford, "Ford safety report: A matter of 2.0." <https://media.ford.com/content/dam/fordmedia/North%20America/US/2021/06/17/ford-safety-report.pdf>, Accessed on 01-07-2024. online web resource.
- [24] S. Teng, X. Hu, P. Deng, B. Li, Y. Li, Y. Ai, D. Yang, L. Li, Z. Xuanyuan, F. Zhu, *et al.*, "Motion planning for autonomous driving: The state of the art and future perspectives," *IEEE Transactions on Intelligent Vehicles*, vol. 8, no. 6, pp. 3692–3711, 2023.
- [25] P. Ghorai, A. Eskandarian, Y.-K. Kim, and G. Mehr, "State estimation and motion prediction of vehicles and vulnerable road users for cooperative autonomous driving: A survey," *IEEE transactions on intelligent transportation systems*, vol. 23, no. 10, pp. 16983–17002, 2022.
- [26] B.-J. Kim and S.-B. Lee, "Safety evaluation of autonomous vehicles for a comparative study of camera image distance information and dynamic characteristics measuring equipment," *IEEE Access*, vol. 10, pp. 18486–18506, 2022.
- [27] J. Beck, R. Arvin, S. Lee, A. Khattak, and S. Chakraborty, "Automated vehicle data pipeline for accident reconstruction: New insights from lidar, camera, and radar data," *Accident Analysis & Prevention*, vol. 180, p. 106923, 2023.

- [28] Foresight, “An overview of autonomous sensors – lidar, radar, and cameras,” <https://www.foresightauto.com/an-overview-of-autonomous-sensors-lidar-radar-and-cameras/>, Accessed on 01-07-2024. online web resource.
- [29] A. Srivastav and S. Mandal, “Radars for autonomous driving: A review of deep learning methods and challenges,” *IEEE Access*, 2023.
- [30] B. S. Lim, S. L. Keoh, and V. L. Thing, “Autonomous vehicle ultrasonic sensor vulnerability and impact assessment,” in *Proceedings of the 4th World Forum on Internet of Things (WF-IoT)*, pp. 231–236, IEEE, 2018.
- [31] S. D. Poddar, M. Murali, N. Prabakaran, et al., “A comprehensive study on security threats in autonomous vehicles: Safeguarding the future,” in *Proceedings of the 1st International Conference on Cognitive, Green and Ubiquitous Computing (IC-CGU)*, pp. 1–6, IEEE, 2024.
- [32] A. Serban, E. Poll, and J. Visser, “Adversarial examples on object recognition: A comprehensive survey,” *ACM Computing Surveys (CSUR)*, vol. 53, no. 3, pp. 1–38, 2020.
- [33] J. Yan, H. Yin, B. Ye, W. Ge, H. Zhang, and G. Rigoll, “An adversarial attack on salient regions of traffic sign,” *Automotive Innovation*, vol. 6, no. 2, pp. 190–203, 2023.
- [34] Y. Zhang, A. Carballo, H. Yang, and K. Takeda, “Perception and sensing for autonomous vehicles under adverse weather conditions: A survey,” *ISPRS Journal of Photogrammetry and Remote Sensing*, vol. 196, pp. 146–177, 2023.
- [35] X. Wang, J. Li, X. Kuang, Y.-a. Tan, and J. Li, “The security of machine learning in an adversarial setting: A survey,” *Journal of Parallel and Distributed Computing*, vol. 130, pp. 12–23, 2019.
- [36] M. Joshi, B. Mazumdar, and S. Dey, “A comprehensive security analysis of match-in-database fingerprint biometric system,” *Pattern Recognition Letters*, vol. 138, pp. 247–266, 2020.
- [37] S. Gupta, C. Maple, B. Crispo, K. Raja, A. Yautsiukhin, and F. Martinelli, “A survey of human-computer interaction (hci) & natural habits-based behavioural biometric modalities for user recognition schemes,” *Pattern Recognition*, p. 109453, 2023.
- [38] C. Wang, J. Chen, Y. Yang, X. Ma, and J. Liu, “Poisoning attacks and countermeasures in intelligent networks: Status quo and prospects,” *Digital Communications and Networks*, vol. 8, no. 2, pp. 225–234, 2022.
- [39] M.-H. Chung, M. Chignell, L. Wang, A. Jovicic, and A. Raman, “Interactive machine learning for data exfiltration detection: Active learning with human expertise,” in *Proceedings of the International Conference on Systems, Man, and Cybernetics (SMC)*, pp. 280–287, IEEE, 2020.
- [40] D. Oliynyk, R. Mayer, and A. Rauber, “I know what you trained last summer: A survey on stealing machine learning models and defences,” *ACM Computing Surveys*, 2023.
- [41] H. Hu, Z. Salcic, L. Sun, G. Dobbie, P. S. Yu, and X. Zhang, “Membership inference attacks on machine learning: A survey,” *ACM Computing Surveys (CSUR)*, vol. 54, no. 11s, pp. 1–37, 2022.
- [42] D. Jeong, “Artificial intelligence security threat, crime, and forensics: Taxonomy and open issues,” *IEEE Access*, vol. 8, pp. 184560–184574, 2020.
- [43] W. Hua, Z. Zhang, and G. E. Suh, “Reverse-engineering cnn models using side-channel attacks,” *IEEE Des. Test*, vol. 39, no. 4, pp. 15–22, 2022.
- [44] D. Wang, C. Li, S. Wen, S. Nepal, and Y. Xiang, “Man-in-the-middle attacks against machine learning classifiers via malicious generative models,” *IEEE Transactions on Dependable and Secure Computing*, vol. 18, no. 5, pp. 2074–2087, 2020.
- [45] E. Bhardwaj, H. Gujral, S. Wu, C. Zogheib, T. Maharaj, and C. Becker, “Machine learning data practices through a data curation lens: An evaluation framework,” in *Proceedings of the ACM Conference on Fairness, Accountability, and Transparency*, pp. 1055–1067, 2024.
- [46] S. Zhou, C. Liu, D. Ye, T. Zhu, W. Zhou, and P. S. Yu, “Adversarial attacks and defenses in deep learning: From a perspective of cybersecurity,” *ACM Computing Surveys*, vol. 55, no. 8, pp. 1–39, 2022.
- [47] M. Clifford, M. Heller, K. Levitt, and M. Bishop, “Autonomous vehicle security: Composing attack, defense, and policy surfaces,” in *Proceedings of the 2022 New Security Paradigms Workshop*, pp. 90–103, 2022.
- [48] B. Sabir, F. Ullah, M. A. Babar, and R. Gaire, “Machine learning for detecting data exfiltration: A review,” *ACM Computing Surveys (CSUR)*, vol. 54, no. 3, pp. 1–47, 2021.
- [49] S. Gupta, A. Buriro, and B. Crispo, “A risk-driven model to minimize the effects of human factors on smart devices,” in *Proceeding of the International Workshop on Emerging Technologies for Authorization and Authentication*, pp. 156–170, Springer, 2019.
- [50] P. Sharma, D. Austin, and H. Liu, “Attacks on machine learning: Adversarial examples in connected and autonomous vehicles,” in *Proceedings of the International Symposium on Technologies for Homeland Security (HST)*, pp. 1–7, IEEE, 2019.
- [51] S. Sai, U. Mittal, and V. Chamola, “Dmdat: diffusion model-based data augmentation technique for vision-based accident detection in vehicular networks,” *IEEE Transactions on Vehicular Technology*, 2024.
- [52] N. Carlini, S. Chien, M. Nasr, S. Song, A. Terzis, and F. Tramèr, “Membership inference attacks from first principles,” in *Proceedings of the IEEE Symposium on Security and Privacy (SP)*, pp. 1897–1914, IEEE, 2022.
- [53] R. Shokri, M. Stronati, C. Song, and V. Shmatikov, “Membership inference attacks against machine learning models,” in *Proceedings of the IEEE symposium on security and privacy (SP)*, pp. 3–18, IEEE, 2017.
- [54] S. Rezaei and X. Liu, “On the difficulty of membership inference attacks,” in *Proceedings of the IEEE/CVF Conference on Computer Vision and Pattern Recognition*, pp. 7892–7900, 2021.
- [55] L. Song, R. Shokri, and P. Mittal, “Membership inference attacks against adversarially robust deep learning models,” in *2019 IEEE Security and Privacy Workshops (SPW)*, pp. 50–56, IEEE, 2019.
- [56] J. Fan, Q. Yan, M. Li, G. Qu, and Y. Xiao, “A survey on data poisoning attacks and defenses,” in *Proceedings of the 7th IEEE International Conference on Data Science in Cyberspace (DSC)*, pp. 48–55, IEEE, 2022.
- [57] S. Han, C. Lin, C. Shen, Q. Wang, and X. Guan, “Interpreting adversarial examples in deep learning: A review,” *ACM Computing Surveys*, 2023.
- [58] A. L. Suárez-Cetrulo, D. Quintana, and A. Cervantes, “A survey on machine learning for recurring concept drifting data streams,” *Expert Systems with Applications*, vol. 213, p. 118934, 2023.
- [59] P. A. Nayak, P. Sriganesh, K. Rakshitha, M. M. Kumar, B. Prashanth, and H. Sneha, “Concept drift and model decay detection using machine learning algorithm,” in *Proceedings of the 12th International Conference on Computing Communication and Networking Technologies (ICCCNT)*, pp. 1–8, IEEE, 2021.
- [60] Q.-S. Phan, L. Bang, C. S. Pasareanu, P. Malacaria, and T. Bultan, “Synthesis of adaptive side-channel attacks,” in *Proceedings of the 30th Computer Security Foundations Symposium (CSF)*, pp. 328–342, IEEE, 2017.
- [61] Y. Xiang, Z. Chen, Z. Chen, Z. Fang, H. Hao, J. Chen, Y. Liu, Z. Wu, Q. Xuan, and X. Yang, “Open dnn box by power side-channel attack,” *IEEE Transactions on Circuits and Systems II: Express Briefs*, vol. 67, no. 11, pp. 2717–2721, 2020.
- [62] Z. Wang, F.-h. Meng, Y. Park, J. K. Eshraghian, and W. D. Lu, “Side-channel attack analysis on in-memory computing architectures,” *IEEE Transactions on Emerging Topics in Computing*, vol. 12, no. 1, pp. 109–121, 2023.
- [63] S. Gupta, K. Raja, and R. Passerone, “Visual prompt engineering for enhancing facial recognition systems robustness against evasion attacks,” *IEEE Access*, 2024.
- [64] A. Chernikova, A. Oprea, C. Nita-Rotaru, and B. Kim, “Are self-driving cars secure? evasion attacks against deep neural networks for steering angle prediction,” in *Proceedings of the Security and Privacy Workshops (SPW)*, pp. 132–137, IEEE, 2019.
- [65] S. Niu, Y. Liu, J. Wang, and H. Song, “A decade survey of transfer learning (2010–2020),” *IEEE Transactions on Artificial Intelligence*, vol. 1, no. 2, pp. 151–166, 2020.
- [66] I. Rosenberg, A. Shabtai, Y. Elovici, and L. Rokach, “Adversarial machine learning attacks and defense methods in the cyber security domain,” *ACM Computing Surveys (CSUR)*, vol. 54, no. 5, pp. 1–36, 2021.
- [67] Q. Zhang, M. Zhang, H. Qiu, T. Zhang, M. Msahli, and G. Memmi, “Atta: Adversarial task-transferable attacks on autonomous driving systems,” in *Proceedings of the IEEE International Conference on Data Mining (ICDM)*, pp. 798–807, IEEE, 2023.
- [68] W. Shi and L. Liu, *Computing Systems for Autonomous Driving*. Springer, 2021.
- [69] X. Zhu, Z. Hu, S. Huang, J. Li, and X. Hu, “Infrared invisible clothing: Hiding from infrared detectors at multiple angles in real world,” in *Proceedings of the IEEE/CVF Conference on Computer Vision and Pattern Recognition*, pp. 13317–13326, 2022.
- [70] X. Wei, Y. Huang, Y. Sun, and J. Yu, “Unified adversarial patch for cross-modal attacks in the physical world,” in *Proceedings of the IEEE/CVF International Conference on Computer Vision*, pp. 4445–4454, 2023.
- [71] S.-T. Chen, C. Cornelius, J. Martin, and D. H. Chau, “Shapeshifter: Robust physical adversarial attack on faster r-cnn object detector,” in *Proceedings of the Machine Learning and Knowledge Discovery in Databases: European Conference*, pp. 52–68, Springer, 2019.
- [72] R. S. Hallyburton, Y. Liu, Y. Cao, Z. M. Mao, and M. Pajic, “Security analysis of {Camera-LiDAR} fusion against {Black-Box} attacks on

autonomous vehicles,” in *Proceeding of the 31st USENIX Security Symposium (USENIX Security 22)*, pp. 1903–1920, 2022.

- [73] F. Lin, H. Yan, J. Li, Z. Liu, L. Lu, Z. Ba, and K. Ren, “Phade: Practical phantom spoofing attack detection for autonomous vehicles,” *IEEE Transactions on Information Forensics and Security*, 2024.
- [74] K. Yang, T. Tsai, H. Yu, M. Panoff, T.-Y. Ho, and Y. Jin, “Robust roadside physical adversarial attack against deep learning in lidar perception modules,” in *Proceedings of the 2021 ACM Asia Conference on Computer and Communications Security*, pp. 349–362, 2021.
- [75] Y. Wei, H. Gao, X. Quan, and G. Luo, “A transferable adversarial attack against object detection networks,” in *Proceedings of the International Joint Conference on Neural Networks (IJCNN)*, pp. 1–8, IEEE, 2024.
- [76] S.-Y. Oh and H. Yang, “Simulation of physical adversarial attacks on vehicle detection models,” in *Proceedings of the 23rd International Conference on Control, Automation and Systems (ICCAS)*, pp. 1395–1400, IEEE, 2023.
- [77] T.-F. Hsiao, B.-L. Huang, Z.-X. Ni, Y.-T. Lin, H.-H. Shuai, Y.-H. Li, and W.-H. Cheng, “Natural light can also be dangerous: Traffic sign misinterpretation under adversarial natural light attacks,” in *Proceedings of the IEEE/CVF Winter Conference on Applications of Computer Vision*, pp. 3915–3924, 2024.
- [78] Y. Zhong, X. Liu, D. Zhai, J. Jiang, and X. Ji, “Shadows can be dangerous: Stealthy and effective physical-world adversarial attack by natural phenomenon,” in *Proceedings of the IEEE/CVF Conference on Computer Vision and Pattern Recognition*, pp. 15345–15354, 2022.
- [79] S. Pavlitska, N. Lambing, and J. M. Zöllner, “Adversarial attacks on traffic sign recognition: A survey,” in *Proceedings of the 3rd International Conference on Electrical, Computer, Communications and Mechatronics Engineering (ICECCME)*, pp. 1–6, IEEE, 2023.
- [80] D. Guo, Y. Wu, Y. Dai, P. Zhou, X. Lou, and R. Tan, “Invisible optical adversarial stripes on traffic sign against autonomous vehicles,” in *Proceedings of the 22nd Annual International Conference on Mobile Systems, Applications and Services*, pp. 534–546, 2024.
- [81] G. Tsuruoka, T. Sato, Q. A. Chen, K. Nomoto, Y. Tanaka, R. Kobayashi, and T. Mori, “Wip: Adversarial retroreflective patches: A novel stealthy attack on traffic sign recognition at night,” in *Proceedings of the Symposium on Vehicle Security and Privacy*, 2024.
- [82] Pytorch, “Inception v3,” [https://pytorch.org/hub/pytorch\\_vision\\_inception\\_v3/](https://pytorch.org/hub/pytorch_vision_inception_v3/), Accessed on 01-02-2025. online web resource.



**Roberto Passerone** (S’96-M’05) received the M.S. and Ph.D. degrees in electrical engineering and computer sciences from the University of California, Berkeley, in 1997 and 2004, respectively. He is currently a Professor of electronics with the Department of Information Engineering and Computer Science, University of Trento, Italy. Before joining the University of Trento, he was a Research Scientist with Cadence Design Systems. He has published numerous research articles at international conferences and journals in the area of design methods for systems and integrated circuits, formal models, and design methodologies for embedded systems, with particular attention to image processing, and wireless sensor networks. He has participated in several European projects on design methodologies, including SPEEDS, SPRINT, and DANSE, and he was the Local Coordinator for ArtistDesign, COMBEST, and CyPhERS. He has served as Track Chair for the Design Modeling and Verification for Embedded and Cyber-Physical Systems track at DATE, and was General Chair and Program Chair for various editions of SIES.



**Sandeep Gupta** received his Ph.D. degree in Information & Communication Technology from the University of Trento, Italy. He is currently a Principal Engineer with Queen’s University Belfast, U.K. From 1999 to 2016, he was with Samsung, Accenture, and Mentor Graphics (now Siemens) in information technology domains driving several research projects and products from their incubation to next-generation iteration. Since 2016, he has worked on UKRI and EU H2020 projects, including CyberSec4Europe, Collabs, E-Corridor, and NeCS. He has published

more than 30 papers in peer-reviewed journals and leading conferences. His research interests include secure-by-design AI systems, trustworthy AI, biometric-based identity and access mechanisms, and usable security and privacy solutions for cyber-physical systems and the IoT. He was a recipient of the prestigious Marie Skłodowska-Curie Research Fellowship.