

Life Cycle-Aware Evaluation of Knowledge Distillation for Machine Translation: Environmental Impact and Translation Quality Trade-offs

Joseph Attieh^{1,2} Timothee Mickus¹ Anne-Laure Ligozat^{2,3} Aurélie Névéal² Jörg Tiedemann¹

Abstract

Knowledge distillation (KD) is a tool to compress a larger system (teacher) into a smaller one (student). In machine translation, studies typically report only the translation quality of the student and omit the computational complexity of performing KD, making it difficult to select among the many available KD choices under compute-induced constraints. In this study, we evaluate representative KD methods by considering both translation quality and computational cost. We express computational cost as a carbon footprint using the machine learning life cycle assessment (MLCA) tool. This assessment accounts for run-time operational emissions and amortized hardware production costs throughout the KD model life cycle (teacher training, distillation, and inference). We find that (i) distillation overhead dominates the total footprint at small deployment volumes, (ii) inference dominates at scale, making KD beneficial only beyond a task-dependent usage threshold, and (iii) word-level distillation typically offers more favorable footprint-quality trade-offs than sequence-level distillation. Our protocol provides reproducible guidance for selecting KD methods under explicit quality and compute-induced constraints.

1. Introduction

Knowledge distillation (KD) is a standard family of algorithms that transfers the knowledge of larger teacher models to smaller student models (Hinton et al., 2015). Training a smaller model results in a lighter model that can run in resource-constrained environments, requiring less energy at inference time (Luccioni et al., 2024).

However, KD introduces two fundamental trade-offs: First, reducing model size can degrade translation quality relative to the teacher (Gumma et al., 2023). Second, KD incurs additional computational overhead beyond standard training (Zhang et al., 2018): sequence-level KD requires inference from the teacher over the full dataset, whereas logit-level approaches requires repeated teacher forward passes. Despite these costs, most prior work reports only improvements in *task performance* relative to baselines or the quality gap between teacher and student, while largely ignoring *environmental costs* incurred during the distillation process. As a result, existing evaluations provide an incomplete picture of the process, making it difficult to decide whether to apply KD, or which KD method to use, in settings where computational resources and energy consumption are important.

In this work, we focus on machine translation (MT), an end-user application in which responsive edge-device applications are desirable. MT systems are commonly used in high-throughput settings, such as translation platforms, document processing pipelines, and customer-support pipelines, where costs scale with the number of translated tokens. Importantly, this computational overhead is tied to KD broadly (Mansourian et al., 2025), as these overheads incur in any sequence-generation task that relies on beam search or repeated teacher inference (Chan et al., 2025). MT is specifically suitable and relevant for this study, thus why we focus on this application.

In this paper, we argue that model performance has to be assessed through the lens of environmental impact, and not just generation quality. We adopt the machine learning life cycle assessment (MLCA) framework (Morand et al., 2024) to evaluate the environmental impact of performing KD and to compare the impact of using different KD methods. We quantify the impact in terms of carbon footprint. Our analysis decomposes the assessment from a software point of view (teacher training, distillation and inference) and from a hardware point of view (hardware manufacturing and usage). We show that whether KD is worth applying in MT cannot be answered from translation quality metrics alone: it depends on how much translation the system will serve, which KD variant is used, and what translation quality

¹University of Helsinki, Helsinki, Finland ²Université Paris-Saclay, CNRS, LISN, Orsay, France ³ensIEE, Évry-Courcouronnes, France. Correspondence to: Joseph Attieh <joseph.attieh@helsinki.fi>.

target is required.

Through experiments on English-to-Icelandic translation, we provide the following contributions:

1. We benchmark representative KD methods for MT by evaluating *both* translation quality using the COMET metric and carbon impact measured in CO₂g equivalent. This dual focus allows us to give a more complete assessment of KD methods, emphasizing environmental implications alongside performance metrics.
2. We instantiate an MLCA-style accounting that decomposes emissions into teacher training, distillation, and inference, and includes both operational and amortized embodied emissions under transparent assumptions.
3. We model inference-phase emissions and identify break-even regimes in which distillation overhead is offset by per-request savings.
4. We evaluate two compression setups (Transformer-Base and Transformer-Tiny students distilled from a Transformer-Big teacher) to analyze how KD trade-offs change with the teacher–student capacity gap.

We leverage the test case to provide guidelines for a detailed life cycle-aware assessment of KD in MT.

2. Preliminary Technical Background

2.1. Knowledge Distillation for Machine Translation

Notations. We consider autoregressive MT: given a source sentence \mathbf{x} , a model produces a target sequence $\mathbf{y} = (y_1, \dots, y_T)$ by predicting each token y_i conditioned on the source \mathbf{x} and the prefix $\mathbf{y}_{<i}$. Let $D = \{(\mathbf{x}^{(i)}, \mathbf{y}^{(i)})\}_{i=1}^N$ be a parallel corpus, where $\mathbf{x}^{(i)}$ is a sentence in the source language and $\mathbf{y}^{(i)}$ is the translation in the target language. Knowledge distillation (KD) transfers knowledge from a larger teacher to a smaller student (Buciluă et al., 2006; Hinton et al., 2015); in MT, the two standard KD families are word-level (distribution matching) and sequence-level (synthetic targets) (Kim & Rush, 2016).

We denote by $\theta_{\mathcal{T}}$ and $\theta_{\mathcal{S}}$ the parameter vector of teacher and student. For a model of parameters θ , the model’s next-token distribution at time step t for a specific example (\mathbf{x}, \mathbf{y}) can be expressed as: $p_{\theta} := p(y_t | \mathbf{x}, \mathbf{y}_{<t}; \theta)$.

Sequence-level KD (Seq-KD). Seq-KD (Kim & Rush, 2016) trains the student on teacher-generated translations. For each source sentence \mathbf{x} , we decode a single high-probability teacher output $\hat{\mathbf{y}}$ and form a synthetic corpus $\hat{D} = \{(\mathbf{x}^{(i)}, \hat{\mathbf{y}}^{(i)})\}_{i=1}^N$.

The synthetic target approximates the teacher argmax, $\hat{\mathbf{y}} \approx \arg \max_{\mathbf{y}} p_{\theta_{\mathcal{T}}}(\mathbf{y} | \mathbf{x})$, typically computed with beam search.

At each time step t , beam search maintains a set of B partial hypotheses, expands them using the teacher next-token distribution, and keeps the top- B candidates by accumulated log-probability (optionally with a length penalty); the final output $\hat{\mathbf{y}}$ is the highest-scoring completed hypothesis. Since decoding cost scales with B , this stage can dominate the distillation compute.

Training is done through standard cross-entropy with teacher forcing:

$$\mathcal{L}_{\text{CE}}(\theta_{\mathcal{S}}; \hat{D}) = \sum_{(\mathbf{x}, \hat{\mathbf{y}}) \in \hat{D}} \sum_{t=1}^{|\hat{\mathbf{y}}|} \mathcal{H}(\delta_{\hat{y}_t}, p_{\theta_{\mathcal{S}}})$$

Seq-KD is therefore an offline hard-distillation regime: the teacher supplies one-hot synthetic targets, and additional compute is primarily incurred during teacher-side decoding.

Word-level KD (Word-KD). Word-KD (Kim & Rush, 2016) trains the student to match the teacher’s token-level distribution at each time step. The dataset-level KD objective can be described as:

$$\mathcal{L}_{\text{KD}}(\theta_{\mathcal{S}}; \theta_{\mathcal{T}}) = \sum_{(\mathbf{x}, \mathbf{y}) \in D} \sum_{t=1}^{|\mathbf{y}|} D_{\text{KL}}(p_{\theta_{\mathcal{T}}} \| p_{\theta_{\mathcal{S}}})$$

In practice, student training combines teacher supervision with standard likelihood training on ground-truth targets using an interpolation hyperparameter $\alpha \in [0, 1]$:

$$\mathcal{L}_{\text{WORD-KD}}(\theta_{\mathcal{S}}; \theta_{\mathcal{T}}) = (1 - \alpha) \mathcal{L}_{\text{CE}}(\theta_{\mathcal{S}}) + \alpha \mathcal{L}_{\text{KD}}(\theta_{\mathcal{S}}; \theta_{\mathcal{T}})$$

Because teacher distributions are produced on the fly during student training, Word-KD is often described as online and soft distillation. It requires additional teacher forward passes during student training, increasing compute and memory.

2.2. Machine Learning Life Cycle Assessment (MLCA)

MLCA Methodology. Estimating the environmental impact of ML solutions requires assessing the impact of the solution throughout its entire life cycle. This can be done by adopting the Machine Learning Life Cycle Assessment (MLCA) framing of Morand et al. (2024), which adapts the life cycle assessment methodology (LCA) for ML systems. The MLCA methodology aims at being as comprehensive as possible: unlike runtime-only trackers that focus on energy consumption of the computing cores, MLCA also accounts for data center overheads, and embodied emissions from hardware manufacturing.

Similarly to LCA, MLCA decomposes the assessment into phases through which a product or service incurs environmental impacts, and decompose them from a software point of view and a hardware point of view. From a software

point of view, the phases correspond to the different tasks involved in the ML service, such as data acquisition, storage, training, and inference. From a hardware point of view, it includes several phases, mainly (i) production (raw material extraction, manufacturing and transport of hardware), (ii) use (most of the electricity and energy consumption of the equipment while the hardware runs the tasks), and (iii) end-of-life (the processes of reuse, recycle, or disposal of the hardware) (Ligozat et al., 2022). Environmental impact assessments for ML often focus only on use-phase electricity during training (Strubell et al., 2019). However, these impacts alone are not accurate as embodied impacts from hardware manufacturing can represent a larger fraction of the total footprint (Gupta et al., 2022). Each phase of the life cycle has impacts on different environmental indicators, such as greenhouse gas emissions, water footprint, or abiotic resource depletion. Since our study focuses on reducing energy consumption the main gain is expected to be in terms of carbon footprint (Ligozat et al., 2022). Therefore, we assess greenhouse-gas emissions in CO₂-equivalents (CO₂e), a standard unit that converts the warming effect of different greenhouse gases into the equivalent amount of CO₂.

Functional unit and system boundary. MLCA requires defining a functional unit (FU) and a system boundary (ISO, 2006a;b). The FU specifies the question the MLCA aims to answer, while the system boundary defines the scope of impacts assessed.

In this work, the FU is defined as “What are the impacts of producing a machine translation (MT) system that serves X translation requests (or decoded target tokens) over one year at a specified quality level?”

From a software point of view, the boundary used in this study is restricted to the data-center server side of the KD pipeline as shown in Figure 1. End-user devices, network transfer, and data acquisition/storage are excluded, as the study adopts a compute-centric system boundary and these components are outside the scope and assumed invariant across the systems compared. From a hardware point of view, we cover production impact and operational (use-phase) impacts as recommended by MLCA; the end-of-life phase is difficult to estimate due to limited data on the end-of-life treatment of most equipment (Ficher et al., 2024).

Total emissions per phase. MLCA evaluates the environmental impact of the system within the defined boundary, aiming to address the FU. As mentioned previously, we estimate the carbon footprint over the life cycle of the machine translation system.

From the software point of view, we consider the following compute phases similarly to Berthelot et al. (2024): $\phi \in \{\text{TRAIN, DISTILL, INFER}\}$, corresponding to teacher

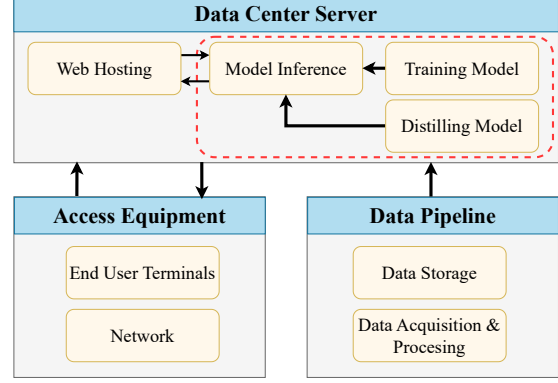


Figure 1. System boundary of the MLCA highlighted by the red dashed line.

training, KD, and student inference. From the hardware point of view, for each device e , we distinguish the environmental impact of the embodied emission $I_{\text{emb},e}^{(\phi)}$ (hardware production) and the environmental impact of the operational emission $I_{\text{use},e}^{(\phi)}$ (hardware use). The total environmental impact for each system is therefore $I = \sum_{\phi} \sum_e (I_{\text{use},e}^{(\phi)} + I_{\text{emb},e}^{(\phi)})$.

The environmental impact of operational emissions $I_{\text{use},e}^{(\phi)}$ (CO₂e) corresponds to the greenhouse gases emissions associated with the electricity used to run the workload of the phase ϕ on device e (Berthelot et al., 2024). It is estimated by first measuring the workload’s electricity consumption of running phase $E^{(\phi)}$ (kWh) on device e ¹. Since the data-center hosting the device also spends energy on cooling and infrastructure, this energy is scaled with the Power Usage Effectiveness (PUE) of the data-center (Brady et al., 2013). Finally, this effective energy is converted to emissions by multiplying with the grid emission factor at the data-center location g , denoted EGM_g (kgCO₂e/kWh), reflecting the carbon footprint of the grid the device is plugged into².

The environmental impact of the embodied emissions for device e , denoted $I_{\text{emb},e}^{(\phi)}$, is estimated by amortizing the manufacturing footprint of the device $F_e^{(\text{prod})}$ (kgCO₂e) over its expected lifetime ($t_{\text{life},e}$) proportionally to the time the device is used in phase ϕ ($t_e^{(\phi)}$), and adjusted by its active utilization rate $\text{AUR}_e \in (0, 1]$ (Luccioni et al., 2024;

¹When direct energy measurements are unavailable, $E^{(\phi)}$ is approximated from the average GPU power draw $P^{(\phi)}$ (kW) and wall-clock runtime $t^{(\phi)}$ (hours): $E^{(\phi)} \approx P^{(\phi)} \times t^{(\phi)}$ (Lacoste et al., 2019; Henderson et al., 2020).

²Because the electricity mix used by a specific data center is rarely disclosed, the workload is assumed to draw from the local grid of the data center’s physical location, and publicly available regional emission factors are used to approximate EGM_g (Lacoste et al., 2019).

Berthelot et al., 2024).

We assess the carbon impact $I_e^{(\phi)}$ (kgCO₂e) of a device e and report it as follows:

$$I_e^{(\phi)} = \underbrace{\text{PUE} \times E_e^{(\phi)} \times \text{EGM}_g}_{\text{Operational Emissions}} + \underbrace{F_e^{(\text{prod})} \frac{t_e^{(\phi)}}{t_{\text{life},e} \times \text{AUR}_e}}_{\text{Embodied Emissions}}$$

3. Experimental Setup

We benchmark MT distillation methods jointly in terms of translation quality and carbon impact. To keep comparisons focused and reproducible, we fix the data, tokenization, optimization family, and evaluation protocol across methods, and vary only the KD method and the student capacity.

3.1. Data

To ensure strict reproducibility, we use only the parallel corpora released for the WMT 2024 General MT constrained track³. Our main experiments are on English→Icelandic (EN→IS). We evaluate on FLORES+ devtest (Gordeev et al., 2024) and report COMET (Rei et al., 2020) as the translation quality metric⁴. Furthermore, distillation does not require the teacher and student to be trained on identical corpora; in principle, a teacher can be used to generate synthetic targets for a different source, as long as it agrees on the domain (Aji & Heafield, 2021). Therefore, we distill on the same parallel data used for training the teacher, so that all models are exposed to the same sources, isolating the effect of the KD method and factoring out the impact of dataset choice.

3.2. Models and Training Protocol

We adopt the Transformer architecture (Vaswani et al., 2017) for both teacher and students. We use a Transformer-Big teacher (205M parameters) and two student architectures with distinct compression regimes: Transformer-Base (65M parameters, moderate compression) and Transformer-Tiny (16M parameters, aggressive compression). Architectural details and parameter counts are summarized in Table 1 in Appendix B. This design allows us to test whether KD methods behave consistently across teacher–student capacity gaps. We evaluate three scenarios: (i) **No-KD baseline**, where a compact model (i.e., the same size as the student) is trained directly on parallel data and used for all inference, (ii) **Teacher baseline**, where a large model is trained and

used for all inference, and (iii) **KD pipeline**, where a large teacher is trained, a smaller student is distilled, and inference is served by the student. The KD pipeline is applied to the representative methods selected from the two main KD families for MT (Section 2.1). To keep comparisons focused and reproducible, we exclude multi-teacher and ensemble KD (which confounds teacher carbon allocation) and feature-based KD (which adds architectural and memory complexity). The methods selected in this study are reviewed in Section 6, and are the following: 1) logit-based (Word-KD variants): Word-KD (Kim & Rush, 2016), SEL-KD (Wang et al., 2021) and TIE-KD (Zhang et al., 2023) and sequence-based (Seq-KD variants): Seq-KD (Kim & Rush, 2016), Seq-INTER (Kim & Rush, 2016), and Seq-REP (Zhang et al., 2018).

All models are trained with an Adam optimizer (Kingma & Ba, 2015) and an Inverse Square Root learning scheduler. We perform early stopping based on FLORES+ dev split. All KD methods are implemented in Fairseq (Ott et al., 2019), enabling reuse of a single teacher checkpoint across all distilled students and ensuring consistent decoding/training pipelines across KD variants.

3.3. Carbon Impact

Each experiment is run on one NVIDIA V100 GPU, to facilitate comparison and to eliminate communication overhead differences that come from parallelizing and distributing the training. For each phase, we log wall-clock time, utilization statistics, and energy use, enabling comparable energy and carbon estimation across KD methods⁵. We use parameters consistent with prior MLCA/LCA work (Luccioni et al., 2023; Berthelot et al., 2024). Specifically, we assume an AUR of 0.8 during training/distillation and 0.2 during evaluation, and a hardware lifetime of 5 years. We set the grid emission factor to the value corresponding to the data-center location (0.033 kgCO₂e/kWh, which is a low-carbon footprint). The PUE used corresponds to the value reported by the data center (1.24). For embodied emissions, we assume a manufacturing footprint of 150 kgCO₂e per GPU, consistent with the results of Falk et al. (2025). See Appendix D which presents a sensitivity analysis for these parameters.

4. Results

4.1. How costly is it to apply KD for MT?

We quantify the total environmental impact for a fixed volume of X tokens, as described in Section 2.2. Figure 2 reports the carbon footprint decomposed into teacher training, distillation overhead, and inference emissions.

We present the results with two representative workloads:

³Recipes and download commands: <https://www2.statmt.org/wmt24/mtdata/>. Dataset composition details are provided in Appendix A.

⁴We use Unbabel/wmt22-comet-da.

⁵The data center provides us tools to measure these per job.

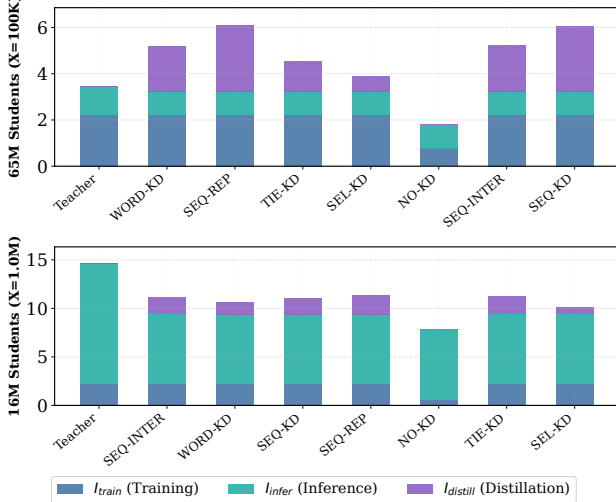


Figure 2. Total footprint (kgCO₂e) for all setups for a fixed served volume X . Non-teacher models are ordered by COMET score on FLORES+ test above each bar (not presented for simplicity).

$X=100K$ (roughly the size of a novel⁶) and $X=1.0M$ (corresponding to repeated usage, e.g., translating multiple novels). Since the No-KD baseline corresponds to training a model without KD, it does not involve teacher and distillation costs, unlike all other systems considered.

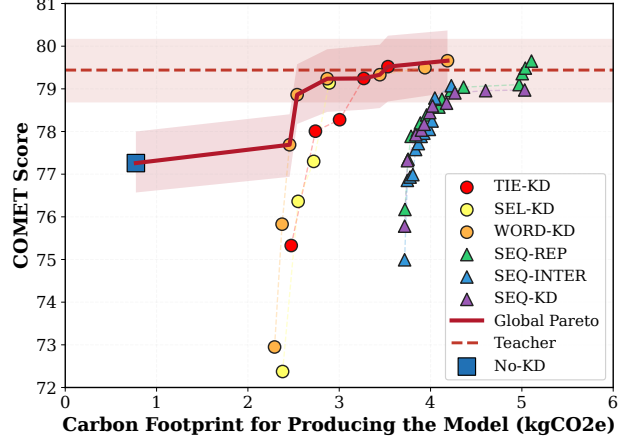
At $X=100K$, total emissions are largely determined by one-time costs. The emissions of the teacher and the No-KD baseline are the lowest as they both do not incur distillation emissions. For small translation workloads, KD is environmentally costly and difficult to justify over using the teacher. At $X=1.0M$, inference costs are the dominant costs for the teacher model. Using a compact student substantially reduces $I_{\text{infer}}(X)$, and KD can achieve lower total emissions than serving the teacher despite incurring the one-time distillation costs. The implication is that KD is very advantageous in terms of total environmental impact.

4.2. What KD method should we pick for distillation?

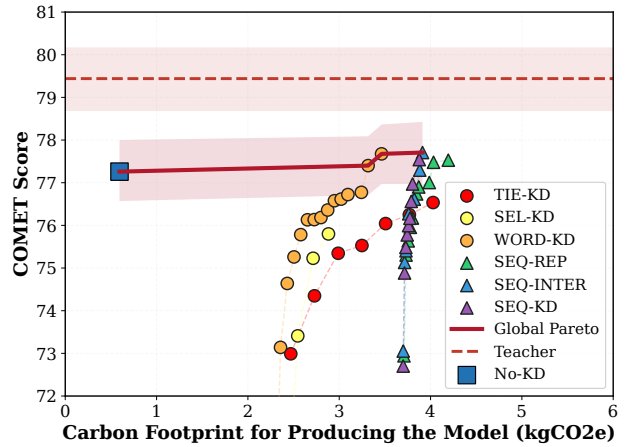
As shown, KD can be advisable in certain settings. However, are all KD methods advisable? Which distillation strategy should we use? We frame KD method selection as a balance between (i) translation quality and (ii) the upfront carbon footprint required to produce a deployable student. Specifically, we plot COMET against the production carbon footprint to obtain the student (i.e., teacher training plus any additional KD overhead, and excluding inference).

Figure 3 reports all checkpoints for each KD method (we ignore checkpoints that do not improve in terms of transla-

⁶For reference, *Harry Potter and the Prisoner of Azkaban* has roughly 106,821 words, while *Le Tour du monde en quatre-vingts jours* has around 70,000 words.



(a) Pareto Frontier: 65M Student



(b) Pareto Frontier: 16M Student

Figure 3. Global Pareto frontiers across different student model sizes, accounting for total carbon footprint to produce a model for each method. Shaded regions show COMET CIs computed via paired bootstrap resampling over documents ($N=1000$, 95% confidence); the dashed line marks the teacher COMET.

tion quality) as well as the best No-KD baseline in terms of COMET. We highlight the *global Pareto frontier*: configurations for which no other point achieves both higher COMET and lower carbon footprint. Selecting points on this frontier is crucial, as choosing a configuration that is superior in only one dimension (translation quality or footprint) can lead to suboptimal trade-offs, either incurring unnecessary emissions or sacrificing translation performance. The frontier is inferred from the full set of evaluated checkpoints, and its 95% confidence interval is estimated via paired bootstrap resampling ($N=1000$). The teacher’s COMET and its confidence interval are shown for reference.

The No-KD baseline is the lowest footprint baseline, achieving its COMET level with no distillation overhead. Therefore, performing KD can only be justified if the additional costs of producing the student model is matched by an im-

provement in COMET over this baseline.

Across both 16M and 65M students, the Pareto-optimal points are populated by token-level methods (Word-KD, Sel-KD, and TIE-KD). For the 65M student, several word-level checkpoints reach the teacher-quality band at moderate production footprints, while Seq-KD variants tend to reside at the right end of the frontier. This positioning is due to the upfront carbon footprint of the synthetic generation stage: for comparable COMET, sequence-level methods usually pay a larger production footprint. We can also notice that the Word-KD or TIE-KD checkpoints with the largest footprint can approach the production footprint of the Seq-KD regime for the 65M model.

For the 16M student (Fig. 3b), COMET saturates well below the teacher regardless of the KD method. In fact, additional footprint buys only incremental gains and often within-Confidence Interval improvements. Although several student models achieve slightly higher COMET scores than the No-KD baseline, their 95% confidence intervals overlap with the baseline, indicating that these improvements are not statistically significant.

4.3. When do the distillation costs justify KD?

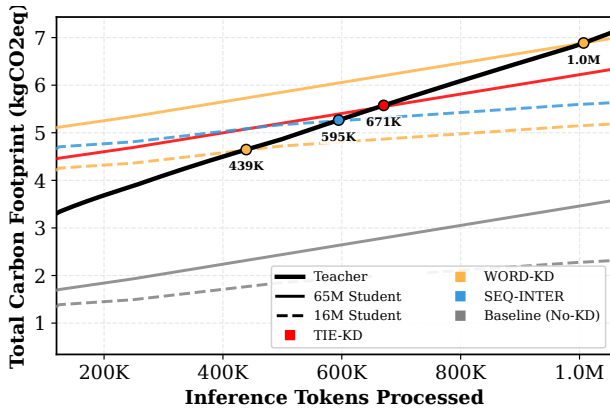


Figure 4. Amortization of distillation cost vs. inference volume X . Each curve shows total life cycle emissions $I(X) = I_{\text{prod}} + X \cdot C_{\text{infer}}$ for deploying the teacher (black), a No-KD student (gray), and students (one curve per model on the Pareto frontier). Markers denote break-even points where students become less costly.

As seen in Section 4.1, KD appears environmentally viable above a workload threshold. To determine this threshold, i.e., when is applying KD justified in terms of carbon footprint, we turn our life cycle accounting into an amortization problem. For any deployed model, total emissions scale with the translated token volume X . We perform a conservative (worst-case) amortization where the inference impact is modeled to be approximately linear in the number of decoded target tokens (or served requests). See also Appendix E which expands on inference scaling. Figure 4

plots the costs of the teacher, No-KD baseline, as well as the methods on the Pareto Frontier. Markers indicate break-even points where a student curve intersects the teacher. For KD to be more favorable than No-KD, the performance of the student generated should be higher than the one of the No-KD baseline (which is satisfied through the points from the Pareto plot). As for KD to be justified compared to using the teacher (from a carbon footprint perspective), the total costs of the student must be lower than those of the teacher. Students have a higher intercept with the y-axis than the teacher due to I_{distill} , but a lower slope due to cheaper inference.

As seen in Figure 4, KD becomes preferable only after a specific usage threshold: the break-even points occur on the order of a few $\times 10^5$ target tokens (roughly a few novel-scale translations under our scheme⁷). Below this regime, applying KD has higher emissions relative to the teacher. Above it, inference savings from using the compact model dominates and KD can reduce the life cycle carbon footprint. Distilling into the 16M model (Fig. 4) incurs cheaper inference, which shifts the break-even volume downward along the x-axis. However, this same setup exhibits a quality ceiling as shown in the previous section.

As mentioned previously, sequence-level methods incur a large, fixed decoding cost to build synthetic targets, which increases I_{prod} without changing inference slope. Consequently, we can see that Seq-KD variant curves typically start farther above the teacher and require larger X compared to word-level alternatives of same student size.

5. Discussion

A key takeaway is that the perceived efficiency of KD depends on what is used to evaluate the system. If we only consider inference costs, distillation looks uniformly beneficial because the cost of handling a request with a student model is lower. However, under MLCA accounting, KD introduces a fixed, upfront footprint (encompassing both teacher training and distillation overhead) that dominates total emissions at low served volume X (Section 4.1). Therefore, whether to use KD fundamentally depends on the deployment: cost saving is not inherent to KD, but depends on the downstream workload. Studies that report only translation quality (or only inference efficiency) can lead to systematically different conclusions under life cycle-aware evaluation. Benchmarking KD under an explicit functional unit tied to served volume makes the trade-off operational: KD is green only when deployed at scale, under a quality constraint, and with a method whose distillation overhead does not erase its inference savings.

⁷Using the same assumption, $10^5 - 3 \cdot 10^5$ target tokens corresponds to translating one to a few novels, depending on length.

Across settings, we observe a consistent shift. For small X , total emissions are driven by one-time costs, so pipelines without distillation overhead (Teacher-only, No-KD) have lower carbon footprint. As X grows, the inference term dominates, and smaller students gain an advantage through a lower per-token slope; KD becomes favorable once inference savings amortize the initial overhead. Practically, this means that for one-off translation (single document / single novel-scale usage), KD is rarely justified from an emissions perspective, whereas for sustained usage (repeated service or high-throughput pipelines), KD can reduce life cycle emissions while meeting a quality constraint. Typically, for real-world applications, such as a translation agency which translates $X > 1M$ tokens for major language pairs, performing KD is justifiable in terms of environmental impact.

When we isolate the upfront footprint required to produce a deployable student and plot it against COMET, token-level methods (Word-KD, Sel-KD, TIE-KD) populate most Pareto-optimal points across student sizes. Sequence-level KD variants tend not to be on the Pareto frontier because they pay an additional fixed cost to generate synthetic targets, which shift their points to higher production emissions. Importantly, the best-performing token-level checkpoints can still become expensive if they require many epochs and repeated teacher queries. Still, at comparable quality, token-level KD more often achieves lower production footprint.

Furthermore, the size of the student model controls both the break-even point and the attainable quality. Extreme compression reduces the inference costs and shifts the break-even point to smaller X . However, our results show diminishing returns in quality for the 16M model: improvements are often marginal across all KD methods, suggesting that capacity of the student model is the bottleneck. In contrast, the 65M model better preserves teacher-level quality while still enabling amortization at realistic X , yielding the most favorable quality–amortization balance in our experiments. This suggests the trade-off between the translation quality and the number of parameters of the models.

Our analysis assumes full access to the teacher to either decode synthetic targets (Seq-KD) or query token distributions during training (Word-KD). This assumption is not valid for closed-source or hosted models, where logits are unavailable and teacher queries are rate-limited. In such settings, Seq-KD variants are the only viable distillation methods. This raises a broader question about environmental responsibility under access constraints. When word-level KD methods are infeasible, higher upfront emissions of Seq-KD become an unavoidable cost of relying on closed-source teachers. From a life cycle perspective, this shifts part of the environmental burden from algorithmic choice to access policy. In other words, restricting the access to the model may implicitly force practitioners toward higher-emission

distillation pipelines, even when lower-footprint alternatives would be preferable under open-teacher assumptions. Quantifying and attributing this constrained-choice penalty is an important direction for future work.

Actionable guidance for practitioners. Our results suggest a simple decision procedure:

1. **Make the decision with a functional unit.** Specify the intended served volume X ; if low, use the teacher and do not distill. KD is environmentally beneficial only if its upfront footprint is amortized by inference servings at the target X .
2. **Start with a baseline (No-KD).** Train and evaluate a No-KD baseline to establish the minimum footprint system and to quantify the quality gap that KD would need to justify. If No-KD already meets the quality requirement, no need to perform distillation.
3. **Prefer low-overhead KD to reduce upfront emissions.** When KD is required to meet a quality target in COMET with the lowest production footprint, avoid sequence-level methods unless they meet foreseeable quality gains or operational constraints.
4. **Report and select from Pareto-optimal configurations.** Treat model selection as a multi-objective problem: choose checkpoints on the global footprint–quality Pareto frontier and include uncertainty (e.g., COMET confidence intervals). This prevents adopting configurations that incur extra emissions without statistically meaningful quality improvements.
5. **Transparency and Environmental Responsibility.** Report environmental impact alongside task quality when presenting a distilled model or a new KD method. Such reporting allows for a clear comparison with the state of the art and strengthens claims of performance when newly devised methods result in a better student. It also enables practitioners and downstream users to align model choices with explicit impact budgets and sustainability constraints, rather than relying solely on task-level performance metrics.

6. Related Work

Knowledge Distillation for Machine Translation

Knowledge distillation (KD) is widely used to compress neural machine translation (NMT) systems, aiming to retain most of a large teacher model’s translation quality while reducing inference latency and cost (Kim & Rush, 2016). Most MT KD methods fall into two main regimes: sequence-level and word-level distillation.

Seq-KD trains the student on teacher-generated translations rather than on gold references (Kim & Rush, 2016). Teacher outputs often simplify learning by providing smoother targets, improving student generalization. Yet, teacher errors can propagate, motivating refinement strategies that select or filter synthetic data. Common variants include choosing the best teacher hypothesis via (i) sequence interpolation (SEQ-INTER; Kim & Rush, 2016), by generating multiple hypotheses per source sentence and selecting the candidate that best aligns with the reference typically using sentence-level BLEU or (ii) sequence replacement (SEQ-REP; (Zhang et al., 2018)) by replacing low-quality synthetic targets with reference translations.

Word-KD aligns student and teacher token distributions via KL divergence. While effective, uniform token weighting can transfer noise. Recent work shifts toward selective distillation. (Wang et al., 2021) estimates the difficulty of a token and performs KD supervision only on this token (SEL-KD; Wang et al., 2021) while Top-1 Information Enhanced KD (TIE-KD; Zhang et al., 2023) focuses on the teacher’s most confident predictions rather than the full distribution .

Remarkably, KD methods are mostly only evaluated in terms of translation quality, while only accounting for the inference costs with respect to the teacher. Prior work acknowledges that sequence-level KD incurs additional training and decoding costs (Zhang et al., 2018) but we are not aware of any work that report quantified estimates of the costs incurred by distillation. A remarkable standout is Zhang et al. (2023), who improve transparency by reporting BLEU and training time overhead, but do not quantify the full impact of distillation nor compare across KD methods.

Environmental Impact Accounting in ML This gap in understanding the costs of KD is particularly surprising given the growing prominence of Green AI. Concerns about the environmental impact of training large machine learning models have motivated calls to report computational and carbon costs alongside performance metrics (Strubell et al., 2019). Existing tools estimate energy consumption through hardware telemetry (Anthony et al., 2020; Courty et al., 2024; Henderson et al., 2020) or by modeling it from hardware characteristics such as TDP and runtime (Lanne-longue et al., 2021; Lacoste et al., 2019). Most of this work emphasizes operational energy and CO₂e emissions during training. This narrow scope overlooks embodied impacts from hardware manufacturing and data-center overheads, which can be substantial (Gupta et al., 2022; Luccioni et al., 2023). For example, Luccioni et al. (2023) showed that accounting for hardware production and infrastructure significantly alters BLOOM’s total footprint.

Machine learning life cycle assessment (MLCA; Morand et al., 2024) instantiates LCA for ML by assessing the costs

throughout the entire life cycle of the model. MLCA integrates operational energy estimates with amortized production impacts of compute hardware and reports across multiple impact categories beyond CO₂e. However, multiple challenges to this accounting persist, due to limited data availability and uncertainty for specialized hardware and end-of-life scenarios (Ficher et al., 2024). Berthelot et al. (2024) apply a similar LCA methodology for the entire digital service supporting deployed AI systems by treating the system as a multi-component service encompassing terminals, networks, hosting, model training and inference, and data management. Berthelot et al. (2024) propose multi-criteria reporting with allocation rules that separate operational energy from embodied impacts.

7. Conclusion

KD is widely adopted to reduce the inference cost of MT systems, yet it is commonly evaluated through translation quality alone. In this work, we argued that this practice can be misleading under sustainability constraints, as KD introduces a non-negligible upfront footprint that must be amortized by downstream usage. To make this trade-off explicit, we employed the MLCA methodology for MT distillation, decomposing emissions into teacher training, distillation and inference, and accounting for both operational and amortized embodied emissions.

Our results suggest that KD use hinges on (1) whether the target translation quality can be achieved without distilling (2) the target token volume expected to be translated by the student model. We recommend to train and assess a No-KD baseline (lowest carbon footprint and baseline for COMET). If this baseline does not meet the quality level, then we recommend to consider applying KD by assessing the volume of inference expected from the model. In practice, if the student model serves a small volume of tokens, KD is not environmentally justified, and we recommend to use the teacher instead. At larger volumes, KD can reduce life cycle emissions beyond a task-dependent break-even point, turning distillation into an amortization problem. As for selecting an appropriate KD method, word-level KD methods populate most Pareto-optimal footprint–quality configurations, while sequence-level KD methods incur larger production footprints due to synthetic generation, making them less attractive. Finally, aggressive compression lowers inference emissions and can justify applying KD in terms of carbon footprint, but may impose a quality ceiling, as observed for the 16M student. Overall, our experiments show that KD is not inherently greener: given the rapid developments of the AI industry amid an already tense climate situation, our research community has to put greater care into assessing how methods such as KD can actually help and when they fail to meet environmental constraints.

Acknowledgments

This work was supported in part by dataIA through a research visit by Joseph Attieh at LISN. This work was also supported by the GreenNLP project, funded by the Research Council of Finland. The authors thank Clément Morand for his valuable insights on the use of MLCA in this study.

Impact Statement

The environmental impact of machine learning models is complex to assess throughout the life-cycle of software and hardware used to run it. It is a critical dimension of model evaluation that helps assess the feasibility and sustainability of models in addition to task performance. This study provides a comprehensive assessment of knowledge distillation for machine translation that contributes a comparative evaluation of distillation methods as well as a discussion of translation quality vs. environmental impacts trade-offs.

This work is positioned within the purview of responsible science and sustainable computing by encouraging a broader scope of ML evaluation to drive development and deployment decisions. By providing guidelines for assessing the environmental impact trade-offs associated with different architectures and level of use, this study fosters awareness and transparency within the MT and ML communities at large. Indeed, we believe that the implications of this work extend beyond the MT case-study to applications where model downsizing methods are used. We hope that the proposed evaluation framework can be used both in industry and academia to increase transparency and ultimately ground ML advances both on environmental and task performance.

This study reported experimental results on the English-Icelandic language pair, which involves a low-resourced language (Joshi et al., 2020). We hypothesized that KD can be especially beneficial for low-resource language pair where translation quality exhibits little difference between teacher and student models. In addition, the language pair considered in this study was selected to balance experimental feasibility with relevance to widely used MT systems. While absolute environmental costs and quality outcomes may vary across language pairs (particularly between high-resource and low-resource settings) we expect the trends observed in this work to generalize. In particular, the relative effects of KD on environmental efficiency and performance trade-offs are likely to persist across different pairs⁸, although their magnitude may differ.

⁸The environmental costs align with the algorithm complexity and the translation scores align with the comparative setups in the literature

References

- Environmental management – life cycle assessment – principles and framework, 2006a.
- Environmental management – life cycle assessment – requirements and guidelines, 2006b.
- Aji, A. F. and Heafield, K. Fully synthetic data improves neural machine translation with knowledge distillation, 2021. URL <https://arxiv.org/abs/2012.15455>.
- Anthony, L. F. W., Kanding, B., and Selvan, R. Carbon-tracker: Tracking and predicting the carbon footprint of training deep learning models. ICML Workshop on Challenges in Deploying and monitoring Machine Learning Systems, July 2020. arXiv:2007.03051.
- Berthelot, A., Caron, E., Jay, M., and Lefèvre, L. Estimating the environmental impact of generative-ai services using an lca-based methodology. *Proceedia CIRP*, 122:707–712, 2024. ISSN 2212-8271. doi: <https://doi.org/10.1016/j.procir.2024.01.098>. URL <https://www.sciencedirect.com/science/article/pii/S2212827124001173>. 31st CIRP Conference on Life Cycle Engineering.
- Brady, G. A., Kapur, N., Summers, J. L., and Thompson, H. M. A case study and critical assessment in calculating power usage effectiveness for a data centre. *Energy Conversion and Management*, 76:155–161, 2013. ISSN 0196-8904. doi: <https://doi.org/10.1016/j.enconman.2013.07.035>. URL <https://www.sciencedirect.com/science/article/pii/S0196890413004068>.
- Buciluă, C., Caruana, R., and Niculescu-Mizil, A. Model compression. In *Proceedings of the 12th ACM SIGKDD International Conference on Knowledge Discovery and Data Mining*, KDD ’06, pp. 535–541, New York, NY, USA, 2006. Association for Computing Machinery. ISBN 1595933395. doi: 10.1145/1150402.1150464. URL <https://doi.org/10.1145/1150402.1150464>.
- Chan, B. J., Huang, M.-x., Cheng, J.-H., Chen, C.-T., and Huang, H.-H. Efficient beam search for large language models using trie-based decoding. In Christodoulopoulos, C., Chakraborty, T., Rose, C., and Peng, V. (eds.), *Proceedings of the 2025 Conference on Empirical Methods in Natural Language Processing*, pp. 14795–14807, Suzhou, China, November 2025. Association for Computational Linguistics. ISBN 979-8-89176-332-6. doi: 10.18653/v1/2025.emnlp-main.748. URL <https://aclanthology.org/2025.emnlp-main.748/>.

- Courty, B., Schmidt, V., Luccioni, S., et al. mlco2/codecarbon: v2.4.1, May 2024. URL <https://doi.org/10.5281/zenodo.11171501>.
- Dodge, J., Prewitt, T., Tachet des Combes, R., Odmark, E., Schwartz, R., Strubell, E., Luccioni, A. S., Smith, N. A., DeCario, N., and Buchanan, W. Measuring the carbon intensity of ai in cloud instances. In *Proceedings of the 2022 ACM Conference on Fairness, Accountability, and Transparency*, FAccT '22, pp. 1877–1894, New York, NY, USA, 2022. Association for Computing Machinery. ISBN 9781450393522. doi: 10.1145/3531146.3533234. URL <https://doi.org/10.1145/3531146.3533234>.
- Falk, S., Ekchajzer, D., Pirson, T., Lees-Perasso, E., Watteiz, A., Biber-Freudenberger, L., Luccioni, S., and van Wynsberghe, A. More than Carbon: Cradle-to-Grave environmental impacts of GenAI training on the Nvidia A100 GPU, 2025. URL <https://arxiv.org/abs/2509.00093>.
- Ficher, M., Bauer, T., and Ligozat, A.-L. A comprehensive review of the end-of-life modeling in LCAs of digital equipment. *International Journal of Life Cycle Assessment*, 30(1):20–42, September 2024. doi: 10.1007/s11367-024-02367-x. URL <https://hal.science/hal-04924691>.
- Gordeev, I., Kuldin, S., and Dale, D. FLORES+ translation and machine translation evaluation for the Erzya language. In Haddow, B., Kocmi, T., Koehn, P., and Monz, C. (eds.), *Proceedings of the Ninth Conference on Machine Translation*, pp. 614–623, Miami, Florida, USA, November 2024. Association for Computational Linguistics. doi: 10.18653/v1/2024.wmt-1.49. URL <https://aclanthology.org/2024.wmt-1.49/>.
- Gumma, V., Dabre, R., and Kumar, P. An empirical study of leveraging knowledge distillation for compressing multilingual neural machine translation models. In Nurminen, M., Brenner, J., Koponen, M., Latomaa, S., Mikhailov, M., Schierl, F., Ranasinghe, T., Vanmassenhove, E., Vidal, S. A., Aranberri, N., Nunziatini, M., Escartín, C. P., Forcada, M., Popovic, M., Scarton, C., and Moniz, H. (eds.), *Proceedings of the 24th Annual Conference of the European Association for Machine Translation*, pp. 103–114, Tampere, Finland, June 2023. European Association for Machine Translation. URL <https://aclanthology.org/2023.eamt-1.11/>.
- Gupta, U., Kim, Y. G., Lee, S., Tse, J., Lee, H.-H. S., Wei, G.-Y., Brooks, D., and Wu, C.-J. Chasing carbon: The elusive environmental footprint of computing. *IEEE Micro*, 42(4):37–47, July 2022. ISSN 0272-1732. doi: 10.1109/MM.2022.3163226. URL <https://doi.org/10.1109/MM.2022.3163226>.
- Henderson, P., Hu, J., Romoff, J., Brunskill, E., Jurafsky, D., and Pineau, J. Towards the systematic reporting of the energy and carbon footprints of machine learning. *Journal of Machine Learning Research*, 21(248):1–43, 2020. URL <http://jmlr.org/papers/v21/20-312.html>.
- Hinton, G., Vinyals, O., and Dean, J. Distilling the knowledge in a neural network, 2015. URL <https://arxiv.org/abs/1503.02531>.
- Joshi, P., Santy, S., Budhiraja, A., Bali, K., and Choudhury, M. The state and fate of linguistic diversity and inclusion in the NLP world. In Jurafsky, D., Chai, J., Schluter, N., and Tetreault, J. (eds.), *Proceedings of the 58th Annual Meeting of the Association for Computational Linguistics*, pp. 6282–6293, Online, July 2020. Association for Computational Linguistics. doi: 10.18653/v1/2020.acl-main.560. URL <https://aclanthology.org/2020.acl-main.560/>.
- Kim, Y. and Rush, A. M. Sequence-level knowledge distillation. In Su, J., Duh, K., and Carreras, X. (eds.), *Proceedings of the 2016 Conference on Empirical Methods in Natural Language Processing*, pp. 1317–1327, Austin, Texas, November 2016. Association for Computational Linguistics. doi: 10.18653/v1/D16-1139. URL <https://aclanthology.org/D16-1139/>.
- Kingma, D. P. and Ba, J. Adam: A method for stochastic optimization. In *International Conference on Learning Representations (ICLR)*, 2015.
- Lacoste, A., Luccioni, A., Schmidt, V., and Dandres, T. Quantifying the carbon emissions of machine learning, 2019. URL <https://arxiv.org/abs/1910.09700>.
- Lannelongue, L., Grealey, J., and Inouye, M. Green algorithms: Quantifying the carbon footprint of computation. *Advanced Science*, 8(12):2100707, 2021. doi: <https://doi.org/10.1002/advs.202100707>. URL <https://advanced.onlinelibrary.wiley.com/doi/abs/10.1002/advs.202100707>.
- Ligozat, A.-L., Lefevre, J., Bugeau, A., and Combaz, J. Unraveling the hidden environmental impacts of ai solutions for environment life cycle assessment of ai solutions. *Sustainability*, 14(9), 2022. ISSN 2071-1050. doi: 10.3390/su14095172. URL <https://www.mdpi.com/2071-1050/14/9/5172>.
- Luccioni, A. S., Viguier, S., and Ligozat, A.-L. Estimating the carbon footprint of bloom, a 176b parameter language model. *J. Mach. Learn. Res.*, 24(1), January 2023. ISSN 1532-4435. URL <https://www.jmlr.org/papers/volume24/23-0069/23-0069.pdf>.

A. WMT24 General Task Dataset

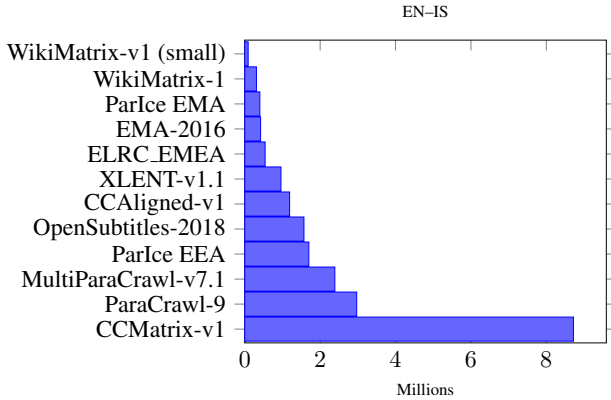


Figure 5. Size (in millions of sentence pairs) of the main parallel-corpus sources used for English-Icelandic.

B. Tokenization and Models.

We train a single SentencePiece tokenizer per language pair using a BPE model with a shared 32k subword vocabulary, and reuse it across all teacher and student runs to avoid confounding KD comparisons with segmentation differences. We enable byte fallback to ensure robust coverage of rare characters and out-of-vocabulary symbols.

Table 1. Teacher and student configurations and parameter efficiency.

Model	Teacher	Students	
	TF Big	TF Base	TF Tiny
Encoder layers	6	6	6
Decoder layers	6	6	2
Embedding dim	1024	512	256
FFN dim	4096	2048	1536
Attention heads	16	8	8
Parameters (M)	209	65	16
Params % (w.r.t. Teacher)	—	31.1%	7.65%
Compression Ratio	—	3.21	13.06

C. Other Teacher Allocation Variants

A key modeling choice in LCA for KD is how to allocate the environmental cost of the teacher among the students. In this work, we followed a *full allocation* scheme, in which the cost of training the teacher is added to the costs of producing the student. This choice assumes a worst-case scenario in which the teacher is trained exclusively for producing a single student model. However, other allocation strategies are possible. For instance, if a teacher is used to

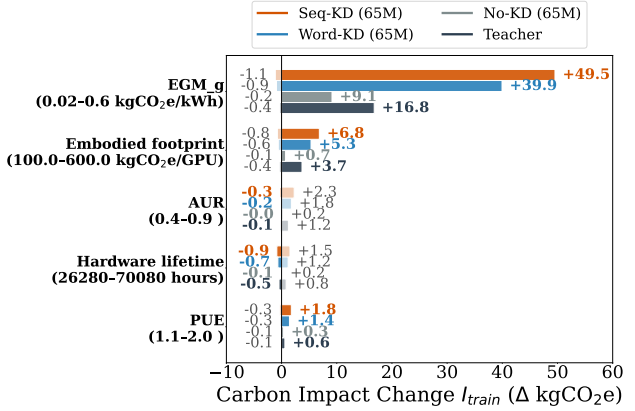


Figure 6. One-way sensitivity analysis of carbon impact for different setups compared to the Teacher. Bars represent the deviation (Δ kgCO₂e) from the best baseline when shifting parameters to the ranges indicated on the y-axis.

distill into multiple students, its training footprint could be amortized across these students, reducing the production impact attributed to each one. Similarly, if a pre-trained teacher is reused across multiple tasks, its training cost may be considered as a sunk cost and excluded from downstream comparisons. Importantly, these allocation choices primarily affect the intercept of the amortization curves (i.e., the fixed production cost) and do not change inference-phase slopes. We reported results under full teacher allocation for transparency and emphasize that practitioners reusing teachers can expect more favorable break-even regimes than those reported in this study.

D. Sensitivity Analysis over MLCA parameters

We report sensitivity analysis on the environmental impact of producing models, where the primary costs are one-time and MLCA assumptions directly affect relative footprints. Figure 6 presents a one-way sensitivity analysis of the carbon footprint of producing different models under plausible ranges of key MLCA parameters. Grid carbon intensity is the dominant source of uncertainty, producing the largest absolute deviations across all methods (consistent with Dodge et al. (2022)). In contrast, active utilization rate, hardware lifetime, and PUE induce relatively small changes to the carbon computation, as they affect only the amortized embodied component. Importantly, the relative ordering of methods does not change across all parameter ranges: the No-KD model remains the least carbon-intensive during training, followed by the teacher, Word-KD, and Seq-KD. Larger models and distillation pipelines exhibit higher absolute sensitivity due to longer training times, but parameter uncertainty alters magnitudes rather than conclusions.

E. Inference Scaling

We initially report inference costs under a simplified serving setting where the model translates one sentence at a time. In practice, translation is often served in batches to improve utilization and amortize overheads, which changes the per-token footprint and can shift break-even points.

To quantify this, we measured inference impact on fixed workloads (32k–1M tokens) across batch sizes, repeating each setting 3 times. For each model and batch size, we fit a linear model between inference footprint and tokens using a leave-one-out–robust linear fit (selecting the leave-one-out model that minimizes error on all points). We then combine these fitted inference curves with production footprints to compute break-even tokens against the teacher. Table 2

Table 2. Break-even inference tokens vs teacher across batch sizes (selected Pareto points).

	Batch size	256	1024	4096	16000
Student	KD method				
16M	NO-KD	—	—	—	—
	SEQ-INTER	386.97M	973.63M	1.28B	1.60B
	WORD-KD	285.07M	717.23M	942.02M	1.18B
65M	NO-KD	—	—	—	—
	TIE-KD	733.37M	2.34B	1.38B	2.51B
	WORD-KD	1.09B	3.49B	2.06B	3.75B

shows that break-even tokens increase with batch size for all students and KD methods: as batching improves efficiency for both teacher and student, more usage is required to amortize the student’s higher production cost. The 65M student typically requires billions of tokens, while 16M breaks even earlier.