

# High Dimensional Mean Test for Shrinking Random Variables with Applications to Backtesting

Liujun Chen      Chen Zhou

February 11, 2026

## Abstract

We propose a high dimensional mean test framework for shrinking random variables, where the underlying random variables shrink to zero as the sample size increases. By pooling observations across overlapping subsets of dimensions, we estimate subsets means and test whether the maximum absolute mean deviates from zero. This approach overcomes cancellations that occur in simple averaging and remains valid even when marginal asymptotic normality fails. We establish theoretical properties of the test statistic and develop a multiplier bootstrap procedure to approximate its distribution. The method provides a flexible and powerful tool for the validation and comparative backtesting of value-at-risk. Simulations show superior performance in high-dimensional settings, and a real-data application demonstrates its practical effectiveness in backtesting.

*Keywords:* data pooling, multiplier bootstrap, value-at-risk

## 1 Introduction

In both financial and climate risk management, the prediction accuracy of tail risks is a fundamental concern. A key instrument for validating the reliability of tail risk forecasts is backtesting (Christoffersen, 2003; McNeil et al., 2005). That is, checking how well the predicted tail risk measures, such as extreme quantiles, perform when confronted with new data. When dealing with large financial losses and extreme climate events, a major challenge in backtesting is the scarcity of tail observations.

For example, in the contexts of Basel regulation for trading books (BCBS, 2016), backtesting often involves assessing whether the predicted 99% quantile of losses is

accurate. Typically, using new data with a sample size  $n = 250$ , reflecting 250 trading days in a year, accurately forecasting one-percent quantiles at each day corresponds to roughly 2.5 exceedances per year. However, the effectiveness of such tests is limited, as the expected number of exceedances is too small. With only about two to three violations per year, the asymptotic approximations employed in standard backtesting procedures become unreliable, leading to unstable inference.

In essence, violation indicators are regarded as independent and identically distributed (i.i.d.) Bernoulli random variables if the forecasts of the conditional quantiles are accurate, with the violation probability being their common mean. Testing an extremely low violation probability with few tail observations is equivalent to conducting a mean zero test where the underlying Bernoulli random variables shrink to zero in probability.

To overcome the limitation of insufficient data, one natural approach is to leverage data from multiple sources. In the financial contexts, one could consider multiple assets, while in the contexts of climate risk, data from multiple gauging stations can be used. Combining data from many sources results in a high-dimensional dataset, which contains  $n$  observations with dimension  $p$ . A good risk forecasting method should perform well across all dimensions. After combining data, tail observations in such a high-dimensional dataset are not scarce.

Following this idea, the simplest approach is to conduct a pooling mean test using high-dimensional data where the underlying random variables shrink to zero. This testing problem differs from the typical mean zero test in high-dimensional statistics where the key building block is the asymptotic normality of the mean estimator at each dimension. Due to the shrinkage of the underlying random variables, asymptotic normality of the mean estimator at each dimension fails. By contrast, pooling data from all  $p$ -dimensions yields a reliable estimate for the average mean across these dimensions. Subsequently, one can test whether such an average mean is significantly different from zero. However, this simple approach bears an obvious shortcoming: the null of having an average mean zero is not equivalent to our intended null of having mean zeros at all dimensions. In other words, marginal means with different signs may cancel out each other in the average.

To achieve the test of mean zeros at all dimensions, we propose a subsets-based approach. Consider  $d$  subsets of the  $p$  dimensions, each containing  $q$  dimensions. Those subsets can overlap. Firstly, we estimate the average mean parameter using pooled data for each subset, resulting in  $d$  estimates. Next, we test whether the maximum absolute value among the  $d$  estimates differs significantly from zero. This is achieved by establishing the asymptotic behavior of the test statistic and developing a multiplier bootstrap procedure to approximate the limit distribution.

This subsets-based pooling approach introduces both advantages and new challenges. We show that, with a suitable choice of the subsets, having average mean zeros for all subsets is equivalent to having mean zeros at all dimensions. A methodological challenge is in the design of the subsets, for which we provide practical guidance. Another challenge is in developing the theoretical guarantee for the test. Note that, the data across the  $p$  dimensions are not independent. We provide the conditions under which such a testing method is theoretically guaranteed.

Our contribution is threefold. First, we extend the literature on mean testing in high-dimensional settings by developing a method that remains valid even when underlying variables shrink to zero and when the asymptotic normality of the mean estimator at each marginal dimension fails. Over the past three decades, high-dimensional mean testing has received considerable attention (Bai and Saranadasa, 1996; Chen and Qin, 2010; Cai et al., 2014; Chang et al., 2017), and we refer interested readers to Huang et al. (2022) for a recent review. However, most existing approaches typically rely on the assumption that the sample mean at each dimension satisfies a marginal central limit approximation (Chernozhukov et al., 2017, 2022). Our method relaxes this assumption, thereby allowing for broader applicability in scenarios where marginal asymptotic normality does not hold.

Second, our approach is related to multi-task and transfer learning, where information is borrowed across related tasks or domains to improve estimation. Multi-task learning aims to improve generalization by leveraging shared information across related tasks (Wang et al., 2018; Duan and Wang, 2023; Sui et al., 2025), while transfer learning focuses on transferring knowledge from a source domain to a target domain (Li et al., 2022; Cai et al., 2024; Li et al., 2024). Our subsets-based pooling approach adopts a similar idea: by combining data across multiple dimensions within each subset, we effectively borrow strength across tasks, leading to more precise estimation of the common mean of the shrinking random variables.

Finally, our work contributes to the literature on backtesting methodologies. Various approaches have been developed to evaluate the validity of risk forecasting models (Christoffersen, 1998; McNeil and Frey, 2000; Christoffersen and Pelletier, 2004), and recent studies have introduced comparative backtesting frameworks for statistically assessing competing forecasts (Fissler et al., 2015; Nolde and Ziegel, 2017). Our proposed method offers a more powerful and flexible tool for model validation regarding extreme risk measures, and owing to its foundation in mean testing, can be naturally extended to comparative backtesting across different risk forecasting techniques.

The rest of the paper is organized as follows. In Section 2, we consider a generalized mean test problem when the random variables shrink to zero. In Section 3, we

discuss the application of these methods to the VaR backtesting problem. We show the finite sample performance of the proposed methods via a simulation study in Section 4. A real data application is given in Section 5. All the technical proofs are gathered in the Supplementary Material. For two sequences  $a_n, b_n$ ,  $a_n \gtrsim b_n$  means that,  $b_n/a_n = O(1)$ ,  $a_n \asymp b_n$  means that,  $a_n/b_n = O(1)$  and  $b_n/a_n = O(1)$  as  $n \rightarrow \infty$ .

## 2 Methodology

For each sample size  $n$ , consider independent random vectors  $(X_{i,1}^{(n)}, \dots, X_{i,p}^{(n)})$ ,  $i = 1, \dots, n$ . For each dimension  $j = 1, \dots, p$ , assume that the independent random variables  $X_{1,j}^{(n)}, \dots, X_{n,j}^{(n)}$  share a common mean, i.e.,

$$\mathbb{E}X_{1,j}^{(n)} = \mathbb{E}X_{2,j}^{(n)} = \dots = \mathbb{E}X_{n,j}^{(n)} =: \mu_j^{(n)}.$$

Our primary interest lies in testing whether all these means are zero, namely,

$$H_0 : \mu_j^{(n)} = 0, \quad j = 1, \dots, p.$$

In this paper, we focus on the scenario when the underlying random variables shrink to zero as sample size increases, i.e.,  $X_{i,j}^{(n)} = o_P(1)$  as  $n \rightarrow \infty$ . In this case, the normalized sums

$$\frac{\sum_{i=1}^n (X_{i,j}^{(n)} - \mu_j^{(n)})}{\sqrt{\sum_{i=1}^n \mathbb{E}(X_{i,j}^{(n)} - \mu_j^{(n)})^2}}$$

may not converge to a normal distribution. Consequently, standard mean test procedures in the literature fail.

Without loss of generality, in the following, we drop the superscript  $n$  for notational simplicity. That is, we write  $X_{i,j}$  and  $\mu_j$  instead of  $X_{i,j}^{(n)}$  and  $\mu_j^{(n)}$ , respectively.

### 2.1 A naive test

To address the challenge posed by shrinking random variables, a natural idea is to pool information across all dimensions as follows. Define the aggregated random variables

$$Y_i = \sum_{j=1}^p X_{i,j}, \quad i = 1, \dots, n.$$

Note that,  $Y_1, \dots, Y_n$  are independent random variables with common means  $\mu_Y := \sum_{j=1}^p \mu_j$ . The null hypothesis,  $H_0 : \mu_j = 0, j = 1, \dots, p$ , implies a different but

simpler null hypothesis  $H'_0 : \mu_Y = 0$ . We test this simpler null by considering the following test statistic

$$T = \frac{\sum_{i=1}^n Y_i}{\sqrt{n\hat{\sigma}}},$$

where

$$\hat{\sigma} = \frac{1}{n} \sum_{i=1}^n \left( Y_i - \frac{1}{n} \sum_{i=1}^n Y_i \right)^2.$$

To establish the asymptotic theory of the test statistic, we need the following conditions.

Firstly, we regulate the dependency across random variables in the random vector  $(X_{i,1}, \dots, X_{i,p})$ ,  $i = 1, \dots, n$ , by a  $\rho$ -mixing condition. The concept of  $\rho$ -mixing was first developed by Kolmogorov and Rozanov (1960). Define

$$\rho_i(m) = \sup_{1 \leq k \leq p-m, Z_1 \in \mathcal{F}_{i,1,k}, Z_2 \in \mathcal{F}_{i,k+m,p}} \left| \frac{\text{Cov}(Z_1, Z_2)}{(\mathbb{E}Z_1^2 \mathbb{E}Z_2^2)^{1/2}} \right|,$$

where  $\mathcal{F}_{i,a,b}$  is the  $\sigma$ -field generated by the random variables  $X_{i,a}, X_{i,a+1}, \dots, X_{i,b}$ . We assume that the following inequality holds.

(A) For some  $c_0 > 0$ , such that,

$$\rho_i(m) \leq \exp(-2c_0 m),$$

uniformly for all  $1 \leq i \leq n$ .

The  $\rho$ -mixing condition depends on the ordering of variables which often has a natural meaning in the contexts of time series analysis. By contrast, beyond time series, for other data types, such as microarray data and spatial data, there is no natural ordering of the variables. Following Jung and Marron (2009), Chang et al. (2021) and Liu et al. (2024), we can weaken the condition (A) by assuming the existence of a permutation  $\pi_p: \{1, \dots, p\} \rightarrow \{1, \dots, p\}$ , such that the permuted vector  $(X_{i,\pi_p(1)}, \dots, X_{i,\pi_p(p)})$  is  $\rho$ -mixing. This assumption makes the results invariant under a permutation of the variables. Without loss of generality, we continue with the slightly stronger notion as in Condition (A). Note that, when the random vectors form an  $m$ -dependent sequence, they satisfy the  $\rho$ -mixing condition in Assumption (A) (Bradley, 2005).

Next, we assume the following lower bound on the variance of  $Y$ .

(B) There exists a constant  $c > 0$ , such that,

$$\text{Var}(Y_i) \geq c \sum_{j=1}^p \text{Var}(X_{i,j}),$$

uniformly for all  $1 \leq i \leq n$ .

Condition (B) requires that, the variance of  $\sum_{j=1}^p X_{i,j}$  is at least of the same order, as the sum of the individual variances of its components. This assumption rules out strongly negative multicollinearity among the variables. This condition fails when some variables are nearly perfectly negatively correlated, e.g.,  $X_{i,2k} = -X_{i,2k-1}$ ,  $k = 1, 2, \dots$ . In such cases, the covariance terms in the expansion of  $\text{Var}(Y_i)$  cancel out most of the marginal variances, leading to a much smaller overall variance of  $Y_i$ . As long as such strongly negative multicollinearity is avoided, Condition (B) is satisfied.

Thirdly, we impose some uniform moment constraints on the observations, focusing on the second and fourth moments. Define

$$\begin{aligned} s_{n,\max}^{(4)} &= \max_{1 \leq i \leq n} \max_{1 \leq j \leq p} \mathbb{E}(X_{i,j} - \mu_j)^4, \\ s_{n,\max}^{(2)} &= \max_{1 \leq i \leq n} \max_{1 \leq j \leq p} \mathbb{E}(X_{i,j} - \mu_j)^2, \\ s_{n,\min}^{(2)} &= \min_{1 \leq i \leq n} \min_{1 \leq j \leq p} \mathbb{E}(X_{i,j} - \mu_j)^2. \end{aligned}$$

(C) As  $n \rightarrow \infty$ ,

$$\frac{s_{n,\max}^{(4)}}{\left(s_{n,\min}^{(2)}\right)^2} = o(np), \quad \frac{s_{n,\max}^{(2)}}{s_{n,\min}^{(2)}} = o(\sqrt{n}).$$

Condition (C) imposes a restriction on the relative magnitudes of the second- and fourth-order moments of  $X_{i,j}$ . The first part ensures that the fourth moments are uniformly bounded relative to the squared second moments, while the second part limits the degree of variance heterogeneity. This technical condition is used to validate the Lyapunov condition for the central limit theorem when handling the sum of  $Y_i$ 's.

Based on these assumptions, we establish the asymptotic normality of the test statistic as in the following theorem.

**Theorem 1.** *Assume that Conditions (A), (B) and (C) hold. Then, under  $H_0$ , as  $n \rightarrow \infty$ ,*

$$T \xrightarrow{d} N(0, 1).$$

Based on Theorem 1, we reject the null hypothesis  $H_0$  whenever  $|T| > z_{1-\alpha/2}$ , where  $z_{1-\alpha/2}$  denotes the  $1 - \alpha/2$  quantile of the standard normal distribution.

This testing procedure is straightforward and easy to implement. Nevertheless, we remark that while this test is valid in terms of size, it is expected that it does not generate a high power. Essentially, we are testing an implication of  $H_0$ ,  $H'_0$ , instead of the original hypothesis. We introduce a newly designed test that tests the hypothesis  $H_0$  directly in the next subsection.

## 2.2 The subsets-based test

We consider a subsets-based approach. The main idea is as follows. For each subset of indices, we construct a test statistic as in Section 2.1. Then the final test combines all such test statistics across different subsets.

Denote  $\mathcal{S} = \{1, \dots, p\}$ . Let  $\mathcal{S}_1, \dots, \mathcal{S}_d$  be subsets of  $\mathcal{S}$ , each of cardinality  $q \leq p$ . These subsets may overlap; therefore  $qd$  can be greater than  $p$ . Define

$$Y_i^{(\ell)} = \sum_{j \in \mathcal{S}_\ell} X_{i,j}, \quad i = 1, \dots, n.$$

We consider the test statistic

$$\mathcal{M} = \max_{1 \leq \ell \leq d} |T^{(\ell)}|.$$

where

$$T^{(\ell)} = \frac{\sum_{i=1}^n Y_i^{(\ell)}}{\sqrt{n\hat{\sigma}_{\ell\ell}}}, \quad \ell = 1, \dots, d,$$

with

$$\hat{\sigma}_{\ell\ell} = \frac{1}{n} \sum_{i=1}^n \left( Y_i^{(\ell)} - \frac{1}{n} \sum_{i=1}^n Y_i^{(\ell)} \right)^2.$$

The test statistic  $\mathcal{M}$  is designed to test whether the subsets pooled observations  $Y_i^{(\ell)}$ ,  $i = 1, \dots, n, \ell = 1, \dots, d$ , have means of zero. Formally, this corresponds to testing a new null hypothesis  $H_0^*$  as follows:

$$H_0^* : \sum_{j \in \mathcal{S}_\ell} \mu_j = 0, \quad \ell = 1, \dots, d.$$

The lemma below demonstrates that, by choosing  $p$  subsets appropriately, this is equivalent to testing whether all  $\mu_j = 0$ , i.e.,  $H_0$ .

**Lemma 1.** Choose  $q < p$  such that,  $p$  and  $q$  are coprime, i.e.,  $\gcd(p, q) = 1$ . Define the subsets as follows:

$$\mathcal{S}_\ell = \{\ell, \dots, \ell + q - 1\}, \quad \ell = 1, \dots, p.$$

Here an index  $i > p$  is interpreted as  $i - p$ . Then,  $H_0$  holds if and only if  $H_0^*$  holds.

Lemma 1 shows that, by properly choosing  $p$  subsets each containing  $q$  elements, the new null hypothesis  $H_0^*$  is equivalent to the original null hypothesis  $H_0$ . In practice, to enhance the power of the test, we select  $d > p$  subsets. The first  $p$  subsets are defined as in Lemma 1, while the remaining subsets can be specified by the user. In particular, users may decide which dimensions they wish to pool together related to the context.

Since the subsets  $\mathcal{S}_1, \dots, \mathcal{S}_d$  can be overlapped, the test statistics  $T^{(\ell)}, \ell = 1, \dots, d$  can be strongly dependent which leads to challenges for deriving the asymptotic distribution of  $\mathcal{M}$ . We therefore resort to multiplier bootstrap to construct the threshold value of the test. The detailed test procedure is as follows.

- Draw i.i.d. observations  $\xi_i \sim N(0, 1), i = 1, \dots, n$ .
- Define

$$\mathcal{M}_B = \max_{1 \leq \ell \leq d} |T_B^{(\ell)}|,$$

where

$$T_B^{(\ell)} = \frac{\sum_{i=1}^n \xi_i Y_i^{(\ell)}}{\sqrt{n \widehat{\sigma}_{\ell\ell}}}$$

- Define  $c_\alpha$  as the  $1 - \alpha$  conditional quantile of  $\mathcal{M}_B$  given the data  $(X_{i,1}, \dots, X_{i,p}), i = 1, \dots, n$ .
- Reject  $H_0$  when  $\mathcal{M} > c_\alpha$ .

To establish the asymptotic theory of the test procedure, we again need a few conditions that are similar to but slightly stronger than those in Theorem 1. Condition (A) remains unchanged. In addition, we impose a new version of Condition (B), which are compatible for indices within the subsets.

(B') There exists a constant  $c > 0$  such that,

$$\text{Var}(Y_i^{(\ell)}) \geq c \sum_{j \in \mathcal{S}_\ell} \text{Var}(X_{i,j}),$$

uniformly for all  $1 \leq i \leq n$  and  $1 \leq \ell \leq d$ .



We also impose a restriction on the relative magnitudes of the second- and fourth-order moments of  $X_{i,j}$ . This condition is stronger than condition (C) owing to the fact that we are dealing with high dimensional subsets.

(C') As  $n \rightarrow \infty$ ,

$$\frac{s_{n,\max}^{(4)}}{\left(s_{n,\min}^{(2)}\right)^2} = o(1) \frac{nq}{\log^5(pn)}, \quad \frac{s_{n,\max}^{(2)}}{s_{n,\min}^{(2)}} = o(1) \min \left\{ \left( \frac{n}{\log^5(pn)} \right)^{1/2}, \log^2 p \right\}.$$

Moreover, we impose some conditions on the choices of  $q$  and  $d$ . Most notably, these conditions require that  $q$  and  $d$  are bounded from above by some power function of  $p$ . In addition  $q$  is bounded from below, related to  $p$ ,  $n$  and  $s_{n,\min}^{(2)}$ .

(D) As  $n \rightarrow \infty$ ,  $q < p$ ,  $\log q = O(1) \log p$ ,  $\log d = O(1) \log p$ , and

$$\frac{n}{\log^5(pn)} \rightarrow \infty, \quad \frac{nqs_{n,\min}^{(2)}}{\log^9(pn)} \rightarrow \infty,$$

**Theorem 2.** Assume that Conditions (A), (B'), (C') and (D) hold. Moreover, assume that,  $\max_{1 \leq i \leq n} \max_{1 \leq j \leq p} |X_{i,j}| \leq C$  for some constant  $C > 0$ . Then, under  $H_0$ , as  $n \rightarrow \infty$ ,

$$\Pr(\mathcal{M} > c_\alpha) \rightarrow \alpha.$$

Theorem 2 establishes that, the proposed testing procedure based on multiplier bootstrap is consistent. Next, we analyze the power of the proposed test procedure. We consider the following local alternative hypothesis

$$H_1 : \max_{1 \leq \ell \leq d} \frac{\left| \sum_{j \in \mathcal{S}_\ell} \mu_j \right|}{\sqrt{qs_{n,\max}^{(2)}}} \geq \frac{\sqrt{\lambda \log d}}{\sqrt{n}},$$

with  $\lambda \rightarrow \infty$  as  $n \rightarrow \infty$ .

Recall that  $s_{n,\max}^{(2)}$  is the maximum variance of  $X_{i,j}$  across all  $i$  and  $j$ , resulting in a potential maximum variance of  $Y_i^\ell$  at the level  $qs_{n,\max}^{(2)}$ . The local alternative hypothesis  $H_1$  requires that the maximum normalized subset mean deviation exceeds  $\sqrt{\lambda \log d}/\sqrt{n}$ , a threshold tending to zero. This condition ensures that at least one of the subset means is sufficiently large to be detected by the test as the sample size increases. The threshold  $\sqrt{\lambda \log d}/\sqrt{n}$  reflects the balance between the sample size  $n$  and the number of subsets  $d$ .

**Theorem 3.** *Assume that Conditions (A), (B'), (C') and (D) hold. Moreover, assume that,  $\max_{1 \leq i \leq n} \max_{1 \leq j \leq p} |X_{i,j}| \leq C$  for some constant  $C > 0$ . Then, under  $H_1$ , as  $n \rightarrow \infty$ ,*

$$\Pr(\mathcal{M} > c_\alpha) \rightarrow 1.$$

Theorem 3 establishes that, under the local alternative hypothesis  $H_1$ , the power of the test, converges to 1.

### 3 Application: Backtesting for VaR

In this section, we demonstrate how the proposed test procedure in Section 2 can be applied to the backtesting of various models in value-at-risk (VaR) forecasting.

Let  $U_{i,j}$  denote the negative log-return of asset  $j$  at time  $i$ , and let  $R_{i,j}$  and  $R_{i,j}^*$  be two competing forecasts of the  $1 - \theta_{j,0}$  conditional quantile of asset  $j$  at time  $i$ , respectively. We focus on two types of backtests commonly used in practice: (1) validation backtests, which assess whether one VaR forecast model is correctly specified, and (2) comparative backtests, which compare the predictive accuracy of two forecast models.

#### 3.1 Validation Backtest

The purpose of the validation backtest is to determine whether the forecast  $R_{i,j}$  (or  $R_{i,j}^*$ ) provides an accurate prediction of the target  $1 - \theta_{j,0}$  conditional quantile for asset  $j$  at time  $i$ . Define an exceedance indicator

$$\tilde{X}_{i,j} = \mathcal{I}(U_{i,j} > R_{i,j}), \quad i = 1, \dots, n, \quad j = 1, \dots, p.$$

Under a correctly specified model, the random vectors

$$(\tilde{X}_{i,1}, \dots, \tilde{X}_{i,p}), \quad i = 1, \dots, n,$$

are i.i.d., and each component follows a Bernoulli distribution with parameter  $\theta_j$ , where  $\theta_j$  is the probability that the loss exceeds the VaR forecast for asset  $j$ . Thus, the null hypothesis to test is

$$H_{0,\text{VaR}} : \quad \theta_j = \theta_{j,0}, \quad j = 1, \dots, p.$$

Here,  $\theta_{j,0} = \theta_{j,0}(n) \rightarrow 0$  as  $n \rightarrow \infty$ , and  $n\theta_{j,0} = O(1)$ .

The standard backtest for VaR specified in the Basel regulation (Bank for International Settlements (2013), pages 103-108) uses the test statistic  $\sum_{i=1}^n \tilde{X}_{i,j}$  to test

the null hypothesis  $\theta_j = \theta_{j,0}$ . However, as discussed above, when  $\theta_{j,0}$  is low, i.e.,  $\theta_{j,0} = \theta_{j,0}(n) \rightarrow 0$  and  $n\theta_{j,0} = O(1)$ , this test statistic is no longer asymptotically normal. In this case, we can use the subsets-based test procedure as follows. Define

$$X_{i,j} = \tilde{X}_{i,j} - \theta_{j,0}.$$

By reformulating the null hypothesis  $H_{0,\text{VaR}}$  into the mean zero test problem

$$\mathbb{E}(X_{i,j}) = 0, \quad j = 1, \dots, p,$$

by contrast, we can use the test procedures detailed in Section 2.

In practice, the target exceedance probability is typically set identically across all  $p$  assets, i.e.,  $\theta_{1,0} = \dots = \theta_{p,0} \equiv \theta_0$ . Under the null  $H_{0,\text{VaR}}$ , Condition (C') and (D) reduce to

$$\frac{nq\theta_0}{\log^9(pn)} \rightarrow \infty, \quad \frac{\log^5 p}{n} \rightarrow 0. \quad (1)$$

Then, we have the following corollary.

**Corollary 1.** *Assume that Conditions (A), (B') hold. Moreover, assume that (1) holds. Then, under  $H_0$ , we have that, as  $n \rightarrow \infty$ ,*

$$\Pr(\mathcal{M} > c_\alpha) \rightarrow \alpha.$$

Under the alternative, we have that,

$$\begin{aligned} s_{n,\min}^{(2)} &= \min_{1 \leq j \leq p} \theta_j(1 - \theta_j) \asymp \min_{1 \leq j \leq p} \theta_j =: \theta_{\min}, \\ s_{n,\max}^{(2)} &= \max_{1 \leq j \leq p} \theta_j(1 - \theta_j) \asymp \max_{1 \leq j \leq p} \theta_j =: \theta_{\max}, \\ s_{n,\max}^{(4)} &= \max_{1 \leq j \leq p} \theta_j(1 - \theta_j)(\theta_j^3 + (1 - \theta_j)^3) \asymp \theta_{\max}. \end{aligned}$$

Then, Condition (C') reduces to

$$\frac{\theta_{\max}}{(\theta_{\min})^2} = o(1) \frac{nq}{\log^5(pn)}, \quad \frac{\theta_{\max}}{\theta_{\min}} = o(1) \min \left\{ \left( \frac{n}{\log^5(pn)} \right)^{1/2}, \log^2 p \right\}. \quad (2)$$

Similarly, Condition (D) specializes to

$$\frac{n}{\log^5(pn)} \rightarrow \infty, \quad \frac{nq\theta_{\min}}{\log^9(pn)} \rightarrow \infty, \quad (3)$$

The local alternative  $H_1$  can be written as

$$H_1 : \max_{1 \leq \ell \leq d} \left| \frac{1}{q} \sum_{j \in \mathcal{S}_\ell} \frac{\theta_j - \theta_{j,0}}{\theta_{\max}} \right| \geq \frac{\sqrt{\lambda \log d}}{\sqrt{nq\theta_{\max}}}.$$

Here,  $(\theta_j - \theta_{j,0})/\theta_{\max}$  represents the percentage deviation of the exceedance probability  $\theta_j$  from the target  $\theta_{j,0}$ . The local alternative hypothesis  $H_1$  requires that the maximum average percentage deviation across subsets exceeds a threshold, ensuring that at least one subset has a sufficiently large deviation from the null to be detected by the test as the sample size increases.

**Corollary 2.** *Assume that Conditions (A), (B'), (2) and (3) hold. Then, under  $H_1$ , as  $n \rightarrow \infty$ ,*

$$\Pr(\mathcal{M} > c_\alpha) \rightarrow 1.$$

### 3.2 Comparative Backtest

When both VaR forecast models are not rejected by the validation backtest, each can be regarded as a statistically reliable predictor of the corresponding VaRs. A natural next step is to compare their relative forecasting performance. Comparative backtesting serves precisely this purpose by evaluating whether one forecast model systematically outperforms another in terms of quantile forecast accuracy, as follows.

Define the scoring function

$$S(r, x, \theta) = (1 - \theta - \mathcal{I}(x > r)) G(r) + \mathcal{I}(x > r) G(x),$$

where  $G$  is an increasing function on  $\mathbb{R}$ . By Saaens (2000) and Nolde and Ziegel (2017), this scoring rule is strictly consistent for eliciting the  $\theta$ -quantile, i.e., in expectation it is minimized when  $r$  equals the true  $\theta$ -quantile. Thus, a better prediction should have a lower score, which provides a valid basis for comparative backtesting.

The null hypothesis for the comparative test is formulated as

$$H_{0,\text{Com}} : \mathbb{E}(S(R_{i,j}, U_{i,j}, \theta_{j,0}) - S(R_{i,j}^*, U_{i,j}, \theta_{j,0})) = 0, \quad i = 1, \dots, n, \quad j = 1, \dots, p.$$

Define

$$X_{i,j} = S(R_{i,j}, U_{i,j}, \theta_{j,0}) - S(R_{i,j}^*, U_{i,j}, \theta_{j,0}).$$

Then the null hypothesis can be regarded equivalently as

$$\mathbb{E}(X_{i,j}) = 0, \quad j = 1, \dots, p.$$

Note that,

$$X_{i,j} = (1 - \theta_{j,0}) (G(R_{i,j}) - G(R_{i,j}^*)) + \mathcal{I}(U_{i,j} > R_{i,j}) (G(U_{i,j}) - G(R_{i,j})) \\ - \mathcal{I}(U_{i,j} > R_{i,j}^*) (G(U_{i,j}) - G(R_{i,j}^*)).$$

Assume that both forecasts are accurate. When the target quantile level  $\theta_{j,0}$  is small, i.e.,  $\theta_{j,0} = \theta_{j,0}(n) \rightarrow 0$  and  $n\theta_{j,0} = O(1)$ , the two indicator terms activate with probability  $\theta_{j,0} \rightarrow 0$  and the difference  $G(R_{i,j}) - G(R_{i,j}^*)$  shrinks to zero. Consequently, the random variable  $X_{i,j}$  shrinks to zero as  $n \rightarrow \infty$ . The standard comparative test based on normal approximation (Nolde and Ziegel, 2017) again becomes invalid.

The procedure outlined in Section 2 can instead be applied to test  $H_{0,\text{Com}}$ . In practice, the joint distribution of  $R, R^*$ , and  $U$  can be complex, which prevents a straightforward way to validate the general conditions (C') and (D). To ensure the boundedness condition required by Theorem 2, we select a bounded, increasing function  $G$ . For all numerical experiments, we adopt the logistic function

$$G(x) = \frac{1}{\exp(-x) + 1}.$$

## 4 Simulation

In this section, we present a simulation study to illustrate the finite sample performance of our testing procedures. The samples are generated from the following models.

Define  $\Sigma_1$  as a  $p \times p$  matrix with elements  $(\sigma_{ij})_{1 \leq i \leq p, 1 \leq j \leq p}$ , for  $\sigma_{ii} = 1$ ,  $\sigma_{ij} = 0.7$  for  $(i, j) \in \{(2k-1, 2k), (2k, 2k-1)\} : k = 1, 2, \dots, \lfloor p/2 \rfloor\}$  and  $\sigma_{ij} = 0$  otherwise. Define  $\Sigma_2$  as a  $p \times p$  matrix with elements  $(\sigma_{ij})_{1 \leq i \leq p, 1 \leq j \leq p}$ , where  $\sigma_{ij} = 0.5^{|i-j|}$ . Define  $z_\alpha$  as the  $\alpha$  quantile of a standard normal distribution.

We start by considering two data generating processes that resemble the setting of the validation backtest, where the observations are binary.

**Model (A1).** We generate  $(Z_{i,1}, \dots, Z_{i,p})$ ,  $i = 1, \dots, p$  independently from  $N(0, \Sigma_1)$ . For  $i = 1, \dots, n$ ,  $j = 1, \dots, p$ , define

$$X_{i,j} = \mathcal{I}(Z_{i,j} > z_{1-\theta_j}) - 0.01.$$

Under the null hypothesis,  $\theta_j = 0.01$ ,  $j = 1, \dots, p$ . Under the alternative hypothesis, a subset of the parameters deviates from this value. Specifically, among the  $p$  dimensions, there are  $p_0$  dimensions with  $\theta_j$ 's increased to 0.025. Another  $3p_0$  dimensions have a reduced  $\theta_j$ 's at 0.005. The remaining  $p - 4p_0$  dimensions have unchanged  $\theta_j$ 's

at 0.01. In such a setting, while the  $\theta_j$ 's deviates from 0.01 at  $4p_0$  dimensions, their overall average remains at 0.01.

**Model (A2).** We generate  $(Z_{i,1}, \dots, Z_{i,p})$ ,  $i = 1, \dots, p$  independently from  $N(0, \Sigma_2)$ . Other settings are the same as in Model (A1).

Next, we consider two data generating processes with continuous observations, which resembles the setting of the comparative backtest. Simulations based on such general models demonstrate the generality of our testing procedure.

**Model (B1).** We generate  $(Z_{i,1}, \dots, Z_{i,p})$ ,  $i = 1, \dots, p$  independently from  $N(0, \Sigma_1)$ . For  $i = 1, \dots, n$ ,  $j = 1, \dots, p$ , define

$$X_{i,j} = g(\Phi(Z_{ij})) - \mu_j,$$

where

$$g(x) = \begin{cases} \frac{2\alpha_n}{1-\alpha_n}x - \alpha_n, & \text{if } 0 \leq x \leq 1 - \alpha_n, \\ \frac{2}{\alpha_n}x + 1 - \frac{2}{\alpha_n}, & \text{if } 1 - \alpha_n < x \leq 1, \end{cases}$$

with  $\alpha_n = 0.01$ . By such transformation,  $g(\Phi(Z_{ij}))$  follows a mixture distribution  $(1 - \alpha_n)U(-\alpha_n, \alpha_n) + \alpha_n U(-1, 1)$ . Here,  $U(a, b)$  denotes the uniform distribution on the interval  $(a, b)$ . That means  $X_{i,j}$  has a mean  $-\mu_j$ .

Under the null hypothesis, we set  $\mu_j = 0$ ,  $j = 1, \dots, p$ . Under the alternative hypothesis, a subset of the parameters deviates from this value. Specifically, for  $p_0$  dimensions, we set their  $\mu_j$ 's to  $-0.0075$ , while for another  $p_0$  dimensions, we set their  $\mu_j$ 's to  $0.0075$ . The remaining  $p - 2p_0$  parameters remain unchanged at 0. In such a setting, among the  $p$  dimensions, there are  $2p_0$  parameters deviating from the null, while the overall average of the parameters remains at 0.

**Model (B2).** We generate  $(Z_{i,1}, \dots, Z_{i,p})$ ,  $i = 1, \dots, p$  independently from  $N(0, \Sigma_2)$ . Other settings are the same as in Model (B1).

We generate data from the above four data generating processes with  $n = 500$ ,  $p = 100$  and  $p_0 = 20$ . We compare our test procedures, *the naive test* and *the subsets-based pooling test*, with the conventional maximum-type mean test without pooling (Chang et al., 2017), which we refer to as the *marginal test*. The detailed procedure is described below.

- Consider the test statistic

$$\mathcal{M}_m = \max_{1 \leq j \leq p} \left| \frac{\sum_{i=1}^n X_{i,j}}{\left\{ \left( \sum_{i=1}^n (X_{i,j} - \frac{1}{n} \sum_{i=1}^n X_{i,j})^2 \right)^{1/2} \right\}} \right|.$$

- Draw i.i.d. observations  $\xi_i \sim N(0, 1)$ ,  $i = 1, \dots, n$ .

- Define

$$\mathcal{M}_{m,B} = \max_{1 \leq j \leq p} \left| \frac{\sum_{i=1}^n \xi_i X_{i,j}}{\left\{ \left( \sum_{i=1}^n (X_{i,j} - \frac{1}{n} \sum_{i=1}^n X_{i,j})^2 \right)^{1/2} \right\}} \right|.$$

- Define  $c_{m,\alpha}$  as the  $1-\alpha$  conditional quantile of  $\mathcal{M}_{m,B}$  given the data  $(X_{i,1}, \dots, X_{i,p})$ ,  $i = 1, \dots, n$ .
- Reject  $H_0$  when  $\mathcal{M}_m > c_{m,\alpha}$ .

First, we fix the value of  $d = 2p$  and vary the subsets size

$$q \in \{9, 19, 29, 39, 49, 59, 69, 79, 89\}.$$

These choices of  $q$  ensure that  $\gcd(p, q) = 1$ . The first  $p$  subsets are chosen according to Lemma 1. The remaining  $d - p$  subsets are generated by randomly sampling  $q$  distinct elements from the index set  $\{1, \dots, p\}$ .

The results are presented in Figure 1. We observe that the marginal test fails. This can be attributed to the failure of asymptotic normality for marginal dimensions. The naive test performs well in terms of empirical size because it pools all observations, making the effective sample size sufficiently large. However, it lacks power when marginal means with opposite signs cancel out in the average, as is the case in our simulation setting.

The choice of  $q$  involves a size-power trade-off for our proposed subsets-based pooling test. Increasing  $q$  enlarges the sample size within each subset, improving size accuracy. However, setting  $q$  too large can again lead to the problem of marginal means with opposite signs canceling out in the average.

Next, we fix the value of  $q = 49$  and vary the values of  $d$  from 100 to 500. The results are presented in Figure 2. We observe that, within this range, the empirical size remains largely unchanged, while increasing  $d$  may improve the power of the test. However, a larger  $d$  also increases computational cost, and excessively large values may violate Condition (D). Based on our simulation study, we recommend choosing  $d = \beta p$  with  $\beta \in [2, 5]$ .

## 5 Real data Application

In this section, we illustrate the real data application of the proposed methods in a backtesting context. We focus on the constituents of the S&P 100 index and consider a two-year backtesting period from January 1, 2023, to December 31, 2024. Over

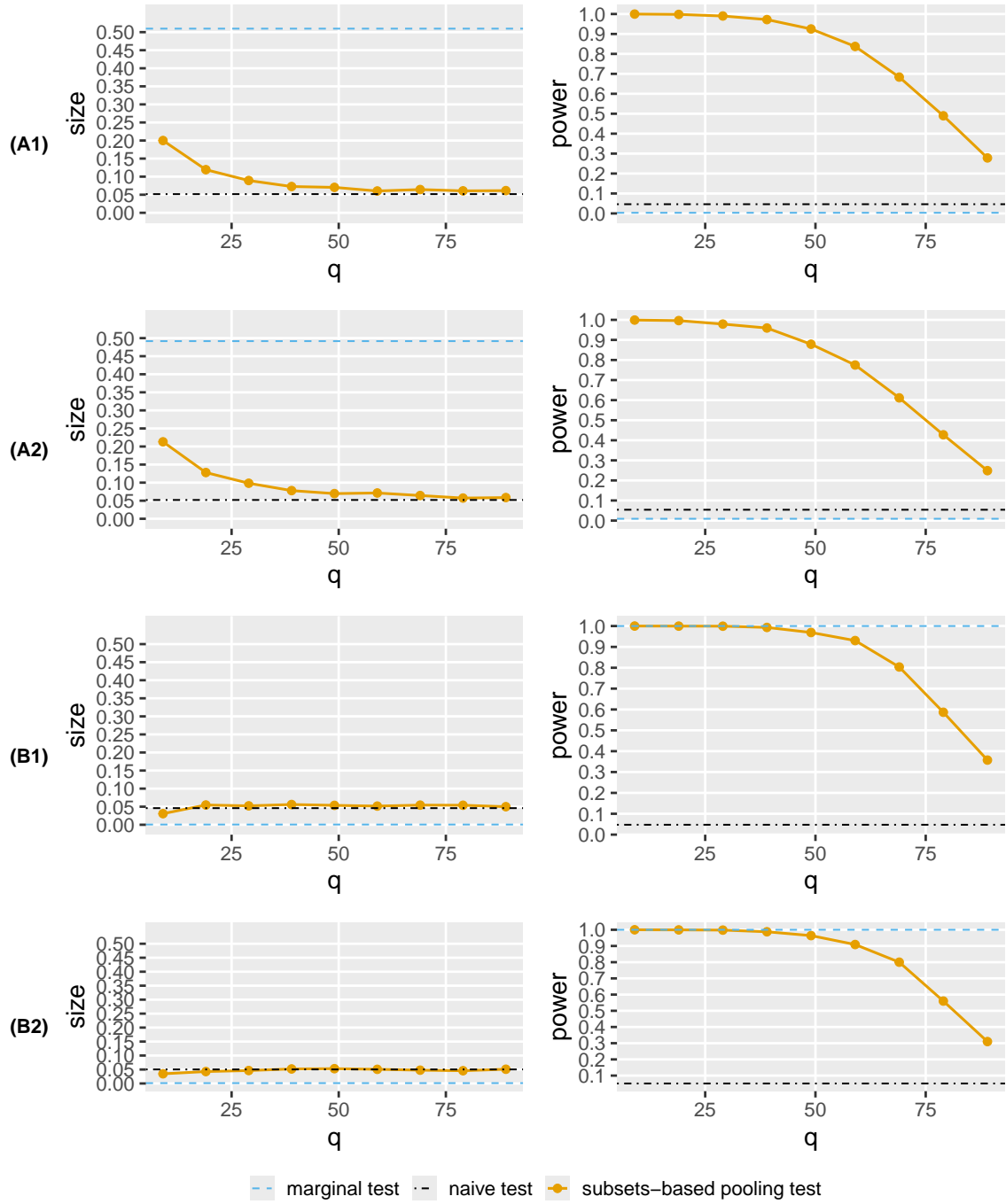


Figure 1: The empirical size (left) and power (right) of subsets-based pooling test, marginal test, and naive test over different levels of  $q$ .



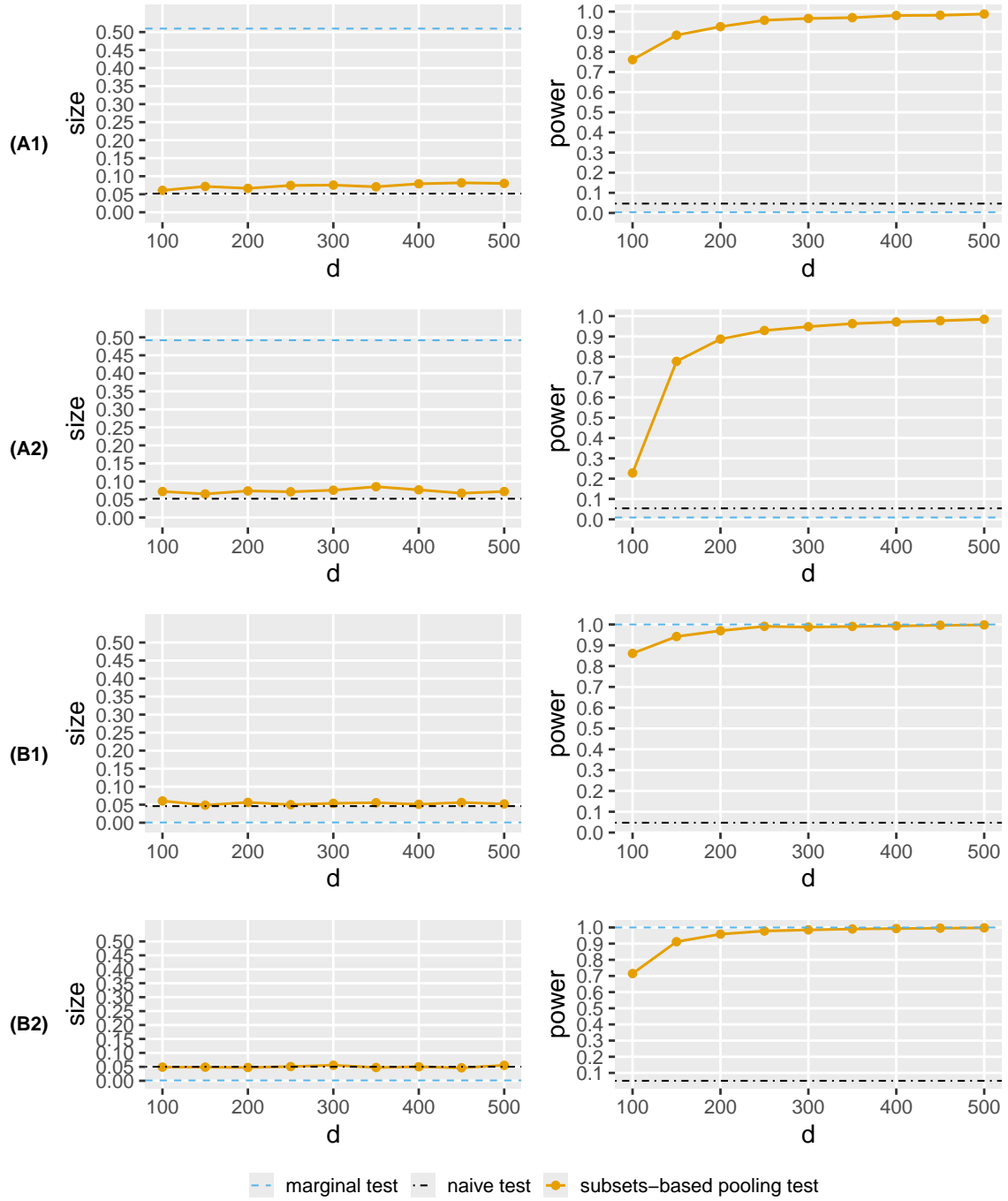


Figure 2: The empirical size (left) and power (right) of subsets-based pooling test, marginal test, and naive test over different levels of  $d$ .

this horizon, we obtain  $n = 502$  daily observations of negative log returns (losses) for each constituent used in the backtesting.

We use various VaR forecasting methods to forecast the one-day-ahead conditional VaR on each day in the backtesting period, and then compare their performance. To conduct conditional VaR forecasting, for each constituent, the dynamics of losses are modeled using an AR(1)-GARCH(1,1) time series model (McNeil and Frey, 2000). We employ a rolling estimation window consisting of 3,000 observations prior to the backtesting period. Consequently, each constituent must have at least 3,000 historical observations prior to January 1, 2023. Constituents not meeting this criterion are excluded, leaving  $p = 92$  constituents for the analysis.

Let  $U_{i,j}$  denote the negative log-returns at time  $i$  for constituent  $j$ . For each  $j$ , the AR(1)-GARCH(1,1) model is defined as

$$U_{i,j} = \mu_{i,j} + \sigma_{i,j}Z_{i,j}, \quad \mu_{i,j} = \alpha_{0,j} + \alpha_{1,j}U_{i-1,j}, \quad \sigma_{i,j}^2 = \beta_{0,j} + \beta_{1,j}\sigma_{i-1,j}^2 + \beta_{2,j}Z_{i-1,j}^2,$$

where the innovations  $Z_{i,j}$  are i.i.d. with zero mean and unit variance. The parameters are estimated by maximum likelihood assuming a standardized skew-t distribution for  $Z_{i,j}$  (Fernández and Steel, 1998). Nevertheless, we do not necessarily making use of such a distributional assumption. Instead, using the estimated conditional means and volatilities, we obtain the filtered residuals

$$\widehat{Z}_{i,j} = \frac{U_{i,j} - \widehat{\mu}_{i,j}}{\widehat{\sigma}_{i,j}},$$

which serve as proxies for the realized innovations. The one-step-ahead dynamic VaR forecasts at the quantile level  $1 - \theta_0$  are then given by

$$\widehat{\text{VaR}}_{i,j}(\theta_0) = \widehat{\mu}_{i,j} + \widehat{\sigma}_{i,j}\widehat{\text{VaR}}_{Z,j}(\theta_0),$$

where  $\widehat{\text{VaR}}_{Z,j}(\theta)$  denotes the estimated VaR of the innovations  $Z_{i,j}$ . Throughout the empirical application, we set  $\theta_0 = 0.01$ . We consider three different approaches for the estimation of  $\widehat{\text{VaR}}_{Z,j}(\theta_0)$ .

- (1) *Empirical method*: VaR is estimated based on the empirical quantiles of the filtered residuals.
- (2) *Standardized skew-t (SSTD) method*: VaR is computed from the quantiles of the standardized skew-t distribution fitted to the filtered residuals. This method is a parametric approach that relies on the distributional assumption of the innovations.

- (3) *Extreme value theory (EVT) method*: VaR is estimated using extreme value statistics with the number of tail observations setting to 50, see Chapter 4.3 of de Haan and Ferreira (2006) for details.

Before applying the proposed methodology to the data, we first check the appropriateness of several underlying assumptions. We start with Condition (A), which is the key requirement for our analysis. A direct test for Condition (A) may not be feasible in practice. Nevertheless, in the context of validation test, the dependence among the indicators is driven by the extreme events of the losses exceeding corresponding marginal quantiles. Therefore, evaluating tail dependence among the residuals provides useful insight regarding the validity of this condition. Specifically, we compute the upper tail dependence coefficients (Sibuya, 1960) between the filtered residuals  $\widehat{Z}_{i,j}$  from the AR(1)-GARCH(1,1) models,

$$\lambda_{j_1, j_2} = \frac{1}{nu} \sum_{i=1}^n \mathcal{I} \left( \widehat{F}_{n, j_1}(\widehat{Z}_{i, j_1}) > u, \widehat{F}_{n, j_2}(\widehat{Z}_{i, j_2}) > u \right),$$

where  $\widehat{F}_{n, j}$  denotes the empirical cumulative distribution function of  $\widehat{Z}_{1, j}, \dots, \widehat{Z}_{n, j}$ . The threshold  $u$  is a small positive constant, which we set to  $u = 0.01$  reflecting our choice of  $\theta_0$ .

Figure 3 shows that tail dependence is generally weak across different sectors, and each constituent exhibits strong tail dependence only with a small number of other constituents. Based on these observations, we conclude that the tail dependence within this dataset has a “block wise” structure. This supports the  $m$ -dependent structure required by Condition (A).

Recall that Condition (B') requires the absence of strong multicollinearity. We argue that this condition is generally easy to satisfy in practice. With assuming market efficiency, there is no arbitrage opportunities in financial markets. Therefore, perfect or near-perfect collinearity should not exist in financial markets. We do not further check the technical conditions in Condition (C') and (D).

We then conduct both validation tests and comparative backtests for the three VaR forecasting methods. We set the parameters  $q = 49$  and  $d = 300$  for the proposed tests. The subsets are constructed in the same way as in Section 4. Table 1 shows the  $p$ -values of the validation test in the diagonal element for each method respectively, and presents those of the comparative tests in the off-diagonal elements. The  $p$ -values in the diagonal indicate that all three methods pass the validation tests, concluding that all methods provide reliable VaR estimates. By contrast, the comparative tests are significant, with  $p$ -values below 0.05, allowing us to rank the

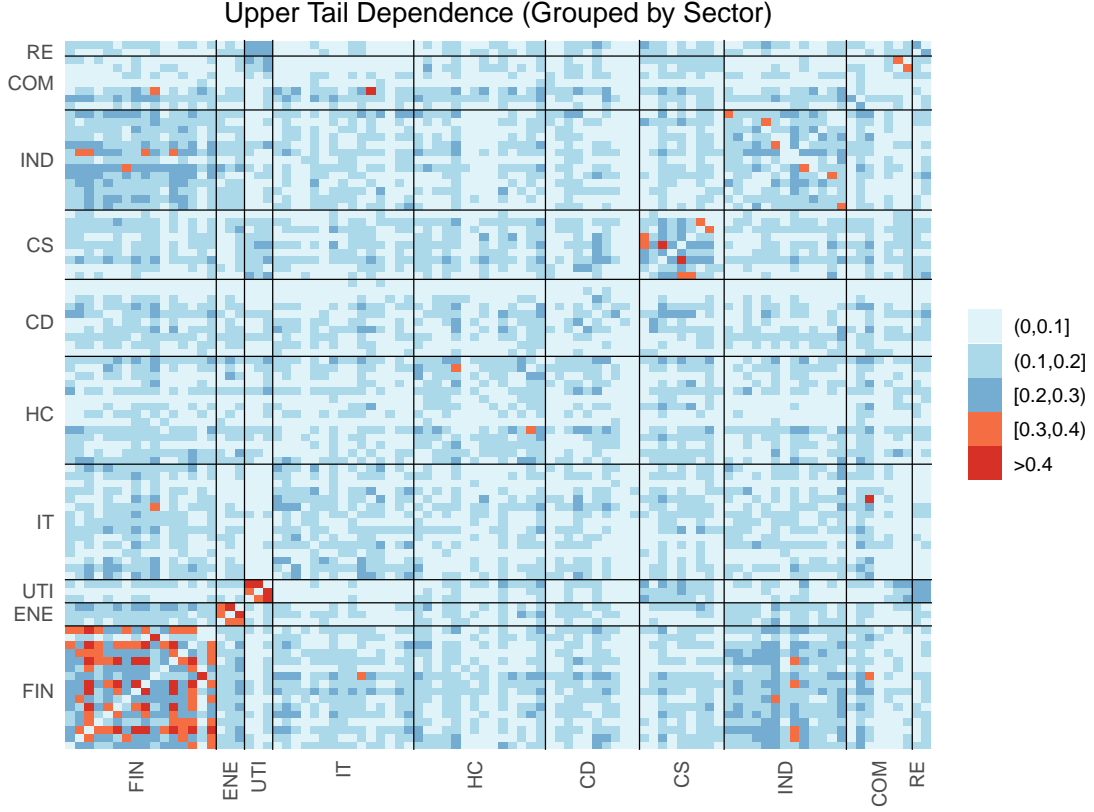


Figure 3: Heatmap of the upper tail dependence coefficients for the filtered residuals in the first training period for the S&P constituents. Each row and column corresponds to a stock, and stocks are grouped by the Global Industry Classification Standard (GICS) employed by Standard and Poor's: Financials (FIN), Energy (ENE), Utilities (UTIL), Information Technology (IT), Health Care (HC), Consumer Discretionary (CD), Consumer Staples (CS), Industrials (IND), Communication Services (COM), and Real Estate (RE).

methods: the SSTD method performs best, followed by the EVT method as a semi-nonparametric method, and then the empirical method.

The superior performance of the SSTD method can be attributed to the goodness-of-fit when modeling the residuals by the skew-t model. Compared to the SSTD method, the EVT method imposes parametric assumptions only on the tail of the distribution, leading to relatively higher estimation uncertainty and thus the relatively worse performance in VaR forecasting. Nevertheless, these assumptions are consistent with the distribution of the residuals, particularly the tail part. This explains the better performance of the EVT method than the empirical approach. The empirical method is the most flexible setup, bearing no risk in model misspecification. However it suffers from the highest level of estimation uncertainty among the three methods employed, especially when the sample size is limited.

	Emp	EVT	SSTD
Emp	0.750		
EVT	< 0.001	0.907	
SSTD	<0.001	<0.001	0.697

Table 1: P-values from backtests of three estimation methods. Diagonal entries correspond to single-method validation backtests. Lower-triangular entries show two-method comparisons, where each p-value tests the null hypothesis that the method in the column performs better than the method in the row.

## A Proofs

Throughout the proof, we use the following notations. For two sequences  $a_n, b_n$ ,  $a_n \gtrsim b_n$  means that,  $b_n/a_n = O(1)$ ,  $a_n \asymp b_n$  means that,  $a_n/b_n = O(1)$  and  $b_n/a_n = O(1)$  as  $n \rightarrow \infty$ .

### A.1 Proof of Theorem 1

*Proof of Theorem 1.* Under  $H_0$ , we have that

$$T = \frac{\sum_{i=1}^n Y_i}{\sqrt{n\hat{\sigma}}} = \sqrt{\frac{\sigma}{\hat{\sigma}}} \frac{\sum_{i=1}^n (Y_i - \mathbb{E}Y_i)}{\sqrt{n\sigma}},$$

where

$$\sigma = \frac{1}{n} \sum_{i=1}^n \text{Var}(Y_i).$$

We first show that, as  $n \rightarrow \infty$ ,

$$\frac{\sum_{i=1}^n (Y_i - \mathbb{E}Y_i)}{\sqrt{n\sigma}} \xrightarrow{d} N(0, 1). \quad (\text{S4})$$

We intend to apply the Lyapunov central limit theorem to establish the asymptotic normality. To this end, we verify the corresponding conditions.

By Condition (A) and Corollary 1.1 of Shao (1995), we have that,

$$\begin{aligned} \mathbb{E}(Y_i - \mathbb{E}Y_i)^4 &\leq C \left( p \max_{1 \leq j \leq p} \mathbb{E}(X_{i,j} - \mu_j)^4 + \left( p \max_{1 \leq j \leq p} \mathbb{E}(X_{i,j} - \mu_j)^2 \right)^2 \right), \\ &= O(1) \left( ps_{n,\max}^{(4)} + p^2 (s_{n,\max}^{(2)})^2 \right), \end{aligned}$$

uniformly for all  $1 \leq i \leq n$ . By Condition (B), we have that, as  $n \rightarrow \infty$ ,

$$\mathbb{E}(Y_i - \mathbb{E}Y_i)^2 \geq c \sum_{j=1}^p \mathbb{E}(X_{i,j} - \mu_j)^2 \gtrsim ps_{n,\min}^{(2)},$$

uniformly for all  $1 \leq i \leq n$ . By Condition (C), we conclude that, as  $n \rightarrow \infty$ ,

$$\frac{\sum_{i=1}^n \mathbb{E}(Y_i - \mathbb{E}Y_i)^4}{\left\{ \sum_{i=1}^n \mathbb{E}(Y_i - \mathbb{E}Y_i)^2 \right\}^2} = O(1) \frac{np s_{n,\max}^{(4)} + np^2 (s_{n,\max}^{(2)})^2}{(np s_{n,\min}^{(2)})^2} = o(1). \quad (\text{S5})$$

Thus, the Lyapunov condition holds. By the Lyapunov central limit theorem, we conclude that (S4) holds.

Next, we show that, as  $n \rightarrow \infty$ ,

$$\frac{\hat{\sigma}}{\sigma} \xrightarrow{P} 1. \quad (\text{S6})$$

Write

$$\hat{\sigma} = \frac{1}{n} \sum_{i=1}^n \left( Y_i - \frac{1}{n} \sum_{i=1}^n Y_i \right)^2 = \frac{1}{n} \sum_{i=1}^n (Y_i - \mathbb{E}Y_i)^2 - \left( \frac{1}{n} \sum_{i=1}^n Y_i - \mathbb{E}Y_i \right)^2. \quad (\text{S7})$$

We first handle the first term on the right-hand side of (S7). Note that,

$$\mathbb{E} \left\{ \frac{1}{n\sigma} \sum_{i=1}^n (Y_i - \mathbb{E}Y_i)^2 - 1 \right\} = 0.$$

By (S5), we have that, as  $n \rightarrow \infty$ ,

$$\begin{aligned} \text{Var} \left\{ \frac{1}{n\sigma} \sum_{i=1}^n (Y_i - \mathbb{E}Y_i)^2 - 1 \right\} &= \frac{1}{n^2\sigma^2} \sum_{i=1}^n \text{Var}(Y_i - \mathbb{E}Y_i)^2 \\ &\leq \frac{1}{\sigma^2 n^2} \sum_{i=1}^n \mathbb{E}(Y_i - \mathbb{E}Y_i)^4 \\ &= O(1) \frac{np s_{n,\max}^{(4)} + np^2 \left( s_{n,\max}^{(2)} \right)^2}{\left( np s_{n,\min}^{(2)} \right)^2} \\ &= o(1). \end{aligned}$$

Combining the limits of the mean and variance, we obtain that, as  $n \rightarrow \infty$ ,

$$\frac{1}{n\sigma} \sum_{i=1}^n (Y_i - \mathbb{E}Y_i)^2 \xrightarrow{P} 1.$$

Next, we handle the second term on the right-hand side of (S7). By (S4), we have that, as  $n \rightarrow \infty$ ,

$$\frac{1}{\sigma} \left( \frac{1}{n} \sum_{i=1}^n Y_i - \mathbb{E}Y_i \right)^2 \xrightarrow{P} 0.$$

Thus, we conclude that, (S6) holds.

Combining (S4) and (S6), and applying the Slutsky lemma, we complete the proof.  $\square$

## A.2 Proofs of Theorem 2

Throughout the rest of the proofs, let  $a_n$  and  $b_n$  be two positive sequences satisfying

$$\frac{b_n^2}{qs_{n,\max}^{(2)} \log(a_n nd) + \log^4 q \log^2(a_n nd)} \rightarrow \infty, \quad (\text{S8})$$

$$\frac{qs_{n,\max}^{(4)} + q^2 \left(s_{n,\max}^{(2)}\right)^2}{a_n} \rightarrow 0, \quad (\text{S9})$$

$$\frac{nqs_{n,\min}^{(2)}}{b_n^2 \log^3 d} \rightarrow \infty. \quad (\text{S10})$$

One choice for  $a_n$  and  $b_n$  is

$$\begin{aligned} a_n &= \left(nqs_{n,\min}^{(2)}\right)^2, \\ b_n &= \left(\frac{nqs_{n,\min}^{(2)}}{\log^3 d} \left\{qs_{n,\max}^{(2)} \log(a_n nd) + \log^4 q \log^2(a_n nd)\right\}\right)^{1/4}. \end{aligned} \quad (\text{S11})$$

By Condition (C') and (D), we can show that, as  $n \rightarrow \infty$ , (S8), (S9) and (S10) hold.

Before proving Theorem 2, we establish some preliminary lemmas.

**Lemma S2.** *Assume the same conditions as in Theorem 2. Then, as  $n \rightarrow \infty$ ,*

$$a_n \Pr \left( \max_{1 \leq i \leq n} \max_{1 \leq \ell \leq d} \left| Y_i^{(\ell)} - \mathbb{E} Y_i^{(\ell)} \right| \geq b_n \right) \rightarrow 0.$$

*Proof of Lemma S2.* Note that,  $\rho$ -mixing sequences are also  $\alpha$ -mixing (Bradley, 2005) with

$$\alpha_i(m) \leq \rho_i(m)/4.$$

By Condition (A) and Theorem 2 of Merlevède et al. (2009), we have that, there exist constants  $C_1 > 0, C_2 > 0, C_3 > 0$ , such that,

$$\begin{aligned} & a_n \Pr \left( \max_{1 \leq \ell \leq d} \max_{1 \leq i \leq n} \left| Y_i^{(\ell)} - \mathbb{E} Y_i^{(\ell)} \right| \geq b_n \right) \\ & \leq a_n nd \max_{1 \leq \ell \leq d} \max_{1 \leq i \leq n} \Pr \left( \left| Y_i^{(\ell)} - \mathbb{E} Y_i^{(\ell)} \right| \geq b_n \right) \\ & = a_n nd \max_{1 \leq \ell \leq d} \max_{1 \leq i \leq n} \Pr \left( \left| \sum_{j \in \mathcal{S}_\ell} (X_{i,j} - \mu_j) \right| \geq b_n \right) \\ & \leq a_n nd \max_{1 \leq \ell \leq d} \max_{1 \leq i \leq n} \exp \left( -C_1 \frac{b_n^2}{v_\ell^2 q + C_2 + C_3 b_n \log^2 q} \right), \end{aligned}$$



where

$$v_\ell^2 = \max_{1 \leq i \leq n} \sup_{j \in \mathcal{S}_\ell} \left( \text{Var}(X_{i,j}) + 2 \sum_{k \in \mathcal{S}_\ell, k > j} |\text{Cov}(X_{i,j}, X_{i,k})| \right). \quad (\text{S12})$$

By Lemma 2.1 of Shao (1995) and Conditions (A), we have that, as  $n \rightarrow \infty$ ,

$$v_\ell^2 = O(1) s_{n,\max}^{(2)} \max_{1 \leq i \leq n} \sum_{m=1}^{\infty} \rho_i(m) = O(1) s_{n,\max}^{(2)}, \quad (\text{S13})$$

uniformly for all  $1 \leq \ell \leq d$ . Thus, by (S8), we have that,

$$\frac{b_n^2}{v_\ell^2 q + C_2 + C_3 b_n \log^2 q \log(a_n n d)} \rightarrow \infty,$$

uniformly for all  $1 \leq \ell \leq d, 1 \leq i \leq n$ . It follows that, as  $n \rightarrow \infty$ ,

$$a_n \Pr \left( \max_{1 \leq i \leq n} \max_{1 \leq \ell \leq d} |Y_i^{(\ell)} - \mathbb{E}Y_i^{(\ell)}| \geq b_n \right) \rightarrow 0.$$

□

**Lemma S3.** Assume the same conditions as in Theorem 2. Then, as  $n \rightarrow \infty$ ,

$$\mathbb{E} \left( Y_i^{(\ell)} - \mathbb{E}Y_i^{(\ell)} \right)^4 = O \left( q s_{n,\max}^{(4)} + q^2 (s_{n,\max}^{(2)})^2 \right),$$

uniformly for all  $1 \leq \ell \leq d, 1 \leq i \leq n$ .

*Proof of Lemma S3.* By Condition (A) and Corollary 1.1 of Shao (1995), we have that, there exists a constant  $C > 0$ , such that,

$$\begin{aligned} \mathbb{E} \left( Y_i^{(\ell)} - \mathbb{E}Y_i^{(\ell)} \right)^4 &= \mathbb{E} \left( \sum_{j \in \mathcal{S}_\ell} (X_{i,j} - \mu_j) \right)^4 \\ &\leq C \left( q \max_{j \in \mathcal{S}_\ell} \mathbb{E} (X_{i,j} - \mu_j)^4 + \left\{ q \max_{j \in \mathcal{S}_\ell} \mathbb{E} (X_{i,j} - \mu_j)^2 \right\}^2 \right), \\ &= O \left( q s_{n,\max}^{(4)} + q^2 (s_{n,\max}^{(2)})^2 \right). \end{aligned}$$

uniformly for all  $1 \leq \ell \leq d, 1 \leq i \leq n$ . □

Denote

$$\tilde{\sigma}_{\ell_1 \ell_2} = \frac{1}{n} \sum_{i=1}^n \left( Y_i^{(\ell_1)} - \mathbb{E} Y_i^{(\ell_1)} \right) \left( Y_i^{(\ell_2)} - \mathbb{E} Y_i^{(\ell_2)} \right), 1 \leq \ell_1, \ell_2 \leq d,$$

as a pseudo-empirical estimator of the quantity

$$\sigma_{\ell_1 \ell_2} = \frac{1}{n} \sum_{i=1}^n \text{Cov} \left( Y_i^{(\ell_1)}, Y_i^{(\ell_2)} \right).$$

**Lemma S4.** *Assume the same conditions as in Theorem 2. Then, as  $n \rightarrow \infty$ ,*

$$\max_{1 \leq \ell_1 \leq \ell_2 \leq d} \left| \frac{\tilde{\sigma}_{\ell_1 \ell_2} - \sigma_{\ell_1 \ell_2}}{\sqrt{\sigma_{\ell_1 \ell_1} \sigma_{\ell_2 \ell_2}}} \right| = o_P(1/\log^2 d).$$

*Proof of Lemma S4.* By Condition (B'), we have that, as  $n \rightarrow \infty$ ,

$$\sigma_{\ell\ell} = \frac{1}{n} \sum_{i=1}^n \text{Var}(Y_i^{(\ell)}) \gtrsim q s_{n,\min}^{(2)}, \quad (\text{S14})$$

uniformly for all  $1 \leq \ell \leq d$ . Thus, it suffices to show that, as  $n \rightarrow \infty$ ,

$$\max_{1 \leq \ell_1, \ell_2 \leq d} \left| \frac{1}{n} \sum_{i=1}^n \left( Y_i^{(\ell_1)} - \mathbb{E} Y_i^{(\ell_1)} \right) \left( Y_i^{(\ell_2)} - \mathbb{E} Y_i^{(\ell_2)} \right) - \sigma_{\ell_1 \ell_2} \right| = o_P(1) q s_{n,\min}^{(2)} / \log^2 d. \quad (\text{S15})$$

We intend to complete the proof of Lemma S4 by showing that, as  $n \rightarrow \infty$ ,

$$\max_{1 \leq \ell_1, \ell_2 \leq d} \left| \frac{1}{n} \sum_{i=1}^n Z_i^{(\ell_1)} Z_i^{(\ell_2)} - \frac{1}{n} \sum_{i=1}^n \bar{Z}_i^{(\ell_1)} \bar{Z}_i^{(\ell_2)} \right| = o_P(1) q s_{n,\min}^{(2)} / \log^2 d, \quad (\text{S16})$$

$$\max_{1 \leq \ell_1, \ell_2 \leq d} \left| \frac{1}{n} \sum_{i=1}^n \bar{Z}_i^{(\ell_1)} \bar{Z}_i^{(\ell_2)} - \mathbb{E} \left( \bar{Z}_i^{(\ell_1)} \bar{Z}_i^{(\ell_2)} \right) \right| = o_P(1) q s_{n,\min}^{(2)} / \log^2 d, \quad (\text{S17})$$

$$\max_{1 \leq \ell_1, \ell_2 \leq d} \left| \mathbb{E} \left( Z_i^{(\ell_1)} Z_i^{(\ell_2)} \right) - \mathbb{E} \left( \bar{Z}_i^{(\ell_1)} \bar{Z}_i^{(\ell_2)} \right) \right| = o_P(1) q s_{n,\min}^{(2)} / \log^2 d, \quad (\text{S18})$$

where

$$\begin{aligned} Z_i^{(\ell)} &= Y_i^{(\ell)} - \mathbb{E} Y_i^{(\ell)}, \\ \bar{Z}_i^{(\ell)} &= Z_i^{(\ell)} \mathcal{I} \left( Z_i^{(\ell)} \leq b_n \right), \end{aligned}$$

and  $b_n$  is defined in (S11).

First, we prove (S16). By Lemma S2, we have that, for any  $\varepsilon > 0$ ,

$$\begin{aligned} & \Pr \left( \max_{1 \leq \ell_1, \ell_2 \leq d} \left| \frac{1}{n} \sum_{i=1}^n Z_i^{(\ell_1)} Z_i^{(\ell_2)} - \frac{1}{n} \sum_{i=1}^n \bar{Z}_i^{(\ell_1)} \bar{Z}_i^{(\ell_2)} \right| > \varepsilon q s_{2,n} / \log^2 d \right) \\ & \leq \Pr \left( \max_{1 \leq i \leq n} \max_{1 \leq \ell \leq d} |Y_i^{(\ell)} - \mathbb{E} Y_i^{(\ell)}| \geq b_n \right) \rightarrow 0. \end{aligned}$$

Thus, (S16) holds.

Next, we prove (S17). By the Bernstein inequality (page 855 of Shorack and Wellner (1986)), we have that, for any  $\varepsilon > 0$ ,

$$\begin{aligned} & \Pr \left( \max_{1 \leq \ell_1, \ell_2 \leq d} \left| \frac{1}{n} \sum_{i=1}^n \bar{Z}_i^{(\ell_1)} \bar{Z}_i^{(\ell_2)} - \mathbb{E} \left( \bar{Z}_i^{(\ell_1)} \bar{Z}_i^{(\ell_2)} \right) \right| \geq \varepsilon q s_{n,\min}^{(2)} / \log^2 d \right) \\ & \leq d^2 \max_{1 \leq \ell_1, \ell_2 \leq d} \Pr \left( \left| \frac{1}{n} \sum_{i=1}^n \bar{Z}_i^{(\ell_1)} \bar{Z}_i^{(\ell_2)} - \mathbb{E} \left( \bar{Z}_i^{(\ell_1)} \bar{Z}_i^{(\ell_2)} \right) \right| \geq \varepsilon q s_{n,\min}^{(2)} / \log^2 d \right) \\ & \leq d^2 \max_{1 \leq \ell_1, \ell_2 \leq d} \exp \left( -C_1 \varepsilon^2 \frac{n q^2 \left( s_{n,\min}^{(2)} \right)^2 / \log^4 d}{C_2 \frac{1}{n} \sum_{i=1}^n s_{i,\ell_1 \ell_2}^2 + C_3 \varepsilon b_n^2 q s_{n,\min}^{(2)} / \log^2 d} \right), \end{aligned}$$

where

$$s_{i,\ell_1 \ell_2}^2 = \mathbb{E} \left( \bar{Z}_i^{(\ell_1)} \bar{Z}_i^{(\ell_2)} \right)^2.$$

By using the Cauchy-Schwarz inequality and Lemma S3, we have that, as  $n \rightarrow \infty$ ,

$$s_{i,\ell_1 \ell_2}^2 \leq \mathbb{E} \left( Z_i^{(\ell_1)} Z_i^{(\ell_2)} \right)^2 \leq \sqrt{\mathbb{E} \left( Z_i^{(\ell_1)} \right)^4 \mathbb{E} \left( Z_i^{(\ell_2)} \right)^4} = O(1) \left( q s_{n,\max}^{(4)} + q^2 \left( s_{n,\max}^{(2)} \right)^2 \right),$$

uniformly for all  $1 \leq \ell_1 \leq \ell_2 \leq d, 1 \leq i \leq n$ . By Condition (C') and (S10), we have that, as  $n \rightarrow \infty$ ,

$$\frac{n q^2 \left( s_{n,\min}^{(2)} \right)^2}{\log^4 d \left( q s_{n,\max}^{(4)} + q^2 \left( s_{n,\max}^{(2)} \right)^2 \right)} \frac{1}{\log d} \rightarrow \infty, \quad \frac{n q s_{n,\min}^{(2)} / \log^2 d}{b_n^2} \frac{1}{\log d} \rightarrow \infty.$$

It follows that, as  $n \rightarrow \infty$ ,

$$\Pr \left( \max_{1 \leq \ell_1, \ell_2 \leq d} \left| \frac{1}{n} \sum_{i=1}^n (Y_i^{(\ell_1)} - \mathbb{E} Y_i^{(\ell_1)}) (Y_i^{(\ell_2)} - \mathbb{E} Y_i^{(\ell_2)}) - \sigma_{\ell_1 \ell_2} \right| \geq \varepsilon q s_{n,\min}^{(2)} / \log^2 d \right) \rightarrow 0.$$

Then, (S17) holds.

Finally, we prove (S18). Note that,

$$\begin{aligned} & \left| \mathbb{E} \left( Z_i^{(\ell_1)} Z_i^{(\ell_2)} \right) - \mathbb{E} \left( \bar{Z}_i^{(\ell_1)} \bar{Z}_i^{(\ell_2)} \right) \right| \\ & \leq \left| \mathbb{E} \left\{ Z_i^{(\ell_1)} Z_i^{(\ell_2)} \mathcal{I} \left( Z_i^{(\ell_1)} > b_n \right) \right\} \right| + \left| \mathbb{E} \left\{ Z_i^{(\ell_1)} Z_i^{(\ell_2)} \mathcal{I} \left( Z_i^{(\ell_2)} > b_n \right) \right\} \right|. \end{aligned}$$

By the generalized Hölder inequality, Lemma S2, Lemma S3, and (S9), we have that, as  $n \rightarrow \infty$ ,

$$\begin{aligned} & \left| \mathbb{E} \left\{ Z_i^{(\ell_1)} Z_i^{(\ell_2)} \mathcal{I} \left( Z_i^{(\ell_1)} > b_n \right) \right\} \right| \\ & \leq \left\{ \mathbb{E} \left( Z_i^{(\ell_1)} \right)^4 \right\}^{1/4} \left\{ \mathbb{E} \left( Z_i^{(\ell_2)} \right)^4 \right\}^{1/4} \left\{ \Pr \left( Z_i^{(\ell_1)} > b_n \right) \right\}^{1/2} \\ & = o(1) \left( q s_{n,\max}^{(4)} + q^2 \left( s_{n,\max}^{(2)} \right)^2 \right)^{1/2} \left( \frac{1}{a_n} \right)^{1/2} \\ & = o(1), \end{aligned}$$

uniformly for all  $1 \leq \ell_1 \leq \ell_2 \leq d$ . Similarly, we have that, as  $n \rightarrow \infty$ ,

$$\left| \mathbb{E} \left\{ Z_i^{(\ell_1)} Z_i^{(\ell_2)} \mathcal{I} \left( Z_i^{(\ell_2)} > b_n \right) \right\} \right| = o(1),$$

uniformly for all  $1 \leq \ell_1 \leq \ell_2 \leq d$ . Thus, (S18) holds.

The proof of Lemma S4 is then complete.  $\square$

**Lemma S5.** *Assume the same conditions as in Theorem 2. Then, as  $n \rightarrow \infty$ ,*

$$\max_{1 \leq \ell \leq d} \left| \frac{\hat{\sigma}_{\ell\ell}}{\sigma_{\ell\ell}} - 1 \right| = o_P(1/\log^2 d).$$

*Proof of Lemma S5.* Write

$$\begin{aligned} \hat{\sigma}_{\ell\ell} - \sigma_{\ell\ell} &= \hat{\sigma}_{\ell\ell} - \tilde{\sigma}_{\ell\ell} + \tilde{\sigma}_{\ell\ell} - \sigma_{\ell\ell} \\ &= \frac{1}{n} \sum_{i=1}^n (Y_i^{(\ell)} - \frac{1}{n} \sum_{i=1}^n Y_i^{(\ell)})^2 - \frac{1}{n} \sum_{i=1}^n \left( Y_i^{(\ell)} - \mathbb{E} Y_i^{(\ell)} \right)^2 + \tilde{\sigma}_{\ell\ell} - \sigma_{\ell\ell} \\ &= \left( \frac{1}{n} \sum_{i=1}^n Y_i^{(\ell)} - \mathbb{E} Y_i^{(\ell)} \right)^2 + \tilde{\sigma}_{\ell\ell} - \sigma_{\ell\ell} \\ &= \left( \frac{1}{n} \sum_{i=1}^n Z_i^{(\ell)} \right)^2 + \tilde{\sigma}_{\ell\ell} - \sigma_{\ell\ell}. \end{aligned}$$

By Lemma S4 and (S14), it suffices to show that, as  $n \rightarrow \infty$ ,

$$\left( \frac{1}{n} \sum_{i=1}^n Z_i^{(\ell)} \right)^2 = o_P(1) q s_{n,\min}^{(2)} / \log^2 d. \quad (\text{S19})$$

We intend to prove a stronger result than (S19):

$$\max_{1 \leq \ell \leq d} \left| \frac{1}{n} \sum_{i=1}^n Z_i^{(\ell)} \right| = o_P(1) \sqrt{\frac{q s_{n,\min}^{(2)}}{n}} \log^{3/2} d. \quad (\text{S20})$$

By Condition (A) and Theorem 2 of Merlevède et al. (2009), we have that, there exist constants  $C_1 > 0, C_2 > 0, C_3 > 0$ , such that, for any  $x > 0$ ,

$$\begin{aligned} \Pr \left( \max_{1 \leq \ell \leq d} \left| \frac{1}{n} \sum_{i=1}^n Z_i^{(\ell)} \right| \geq x \right) &\leq d \max_{1 \leq \ell \leq d} \Pr \left( \left| \sum_{i=1}^n Z_i^{(\ell)} \right| \geq nx \right) \\ &= d \max_{1 \leq \ell \leq d} \Pr \left( \left| \sum_{i=1}^n \sum_{j \in \mathcal{S}_\ell} (X_{i,j} - \mu_j) \right| \geq nx \right) \\ &\leq d \max_{1 \leq \ell \leq d} \exp \left( -C_1 \frac{n^2 x^2}{n q v_\ell^2 + C_2 + C_3 n x \log^2(nq)} \right), \end{aligned}$$

where  $v_\ell^2$  is defined in (S12). Take

$$x = \sqrt{\frac{q s_{n,\min}^{(2)}}{n}} \log^{3/2} d.$$

By (S13), Conditions (C') and (D), we have that, as  $n \rightarrow \infty$ ,

$$\begin{aligned} \frac{n^2 x^2}{n q v_\ell^2 \log d} &= \frac{s_{n,\min}^{(2)}}{s_{n,\max}^{(2)}} \log^2 d \rightarrow \infty, \\ \frac{n^2 x^2}{\log d} &= n q s_{n,\min}^{(2)} \log^2 d \rightarrow \infty, \\ \frac{n^2 x^2}{n x \log^2(nq) \log d} &= \sqrt{n q s_{n,\min}^{(2)}} \frac{\log^{1/2} d}{\log^2(nq)} \rightarrow \infty. \end{aligned}$$

Thus, we have that, as  $n \rightarrow \infty$ ,

$$\Pr \left( \max_{1 \leq \ell \leq d} \left| \frac{1}{n} \sum_{i=1}^n Z_i^{(\ell)} \right| \geq \sqrt{\frac{q s_{n,\min}^{(2)}}{n}} \log^{3/2} d \right) \rightarrow 0.$$

It follows that, (S20) holds. The proof is then complete.  $\square$

*Proof of Theorem 2.* Under  $H_0$ , we have that

$$T^{(\ell)} = \sqrt{\frac{\sigma_{\ell\ell}}{\widehat{\sigma}_{\ell\ell}}} \frac{1}{\sqrt{n}} \sum_{i=1}^n \frac{Y_i^{(\ell)}}{\sqrt{\sigma_{\ell\ell}}} = \sqrt{\frac{\sigma_{\ell\ell}}{\widehat{\sigma}_{\ell\ell}}} \frac{1}{\sqrt{n}} \sum_{i=1}^n \frac{Z_i^{(\ell)}}{\sqrt{\sigma_{\ell\ell}}}.$$

By (S14), (S20) and Lemma S5, we have that, as  $n \rightarrow \infty$ ,

$$\begin{aligned} T^{(\ell)} &= \frac{1}{\sqrt{n}} \sum_{i=1}^n \frac{Z_i^{(\ell)}}{\sqrt{\sigma_{\ell\ell}}} + o(1) \frac{1}{\log^2 d} \frac{\sqrt{n}}{\sqrt{\sigma_{\ell\ell}}} \frac{1}{n} \sum_{i=1}^n Z_i^{(\ell)} \\ &= \frac{1}{\sqrt{n}} \sum_{i=1}^n \frac{Z_i^{(\ell)}}{\sqrt{\sigma_{\ell\ell}}} + o(1) \frac{1}{\log^2 d} \frac{\sqrt{n}}{\sqrt{qs_{n,\min}^{(2)}}} \sqrt{\frac{qs_{n,\min}^{(2)}}{n}} \log^{3/2} d \\ &= \frac{1}{\sqrt{n}} \sum_{i=1}^n \frac{Z_i^{(\ell)}}{\sqrt{\sigma_{\ell\ell}}} + o_P(1) \log^{-1/2} d, \end{aligned} \tag{S21}$$

uniformly for all  $1 \leq \ell \leq d$ .

We intend to apply High dimensional central limit theorem to approximate the distribution of

$$\left( \frac{1}{\sqrt{n}} \sum_{i=1}^n \frac{Z_i^{(1)}}{\sqrt{\sigma_{11}}}, \dots, \frac{1}{\sqrt{n}} \sum_{i=1}^n \frac{Z_i^{(d)}}{\sqrt{\sigma_{dd}}} \right).$$

For this purpose, we verify the conditions in Theorem 1 in Chernozhukov et al. (2023). Let  $B_n$  be a real sequence satisfying

$$\frac{1}{B_n^2} \left\{ \left( \frac{s_{n,\max}^{(2)}}{s_{n,\min}^{(2)}} \right)^2 + \frac{s_{n,\max}^{(4)}}{q \left( s_{n,\min}^{(2)} \right)^2} + \frac{\log^4 q}{qs_{n,\min}^{(2)}} \right\} \rightarrow 0, \tag{S22}$$

$$B_n^2 \frac{\log^5(dn)}{n} \rightarrow 0. \tag{S23}$$

as  $n \rightarrow \infty$ . By Condition (C') and Condition (D), we have that,

$$\left\{ \left( \frac{s_{n,\max}^{(2)}}{s_{n,\min}^{(2)}} \right)^2 + \frac{s_{n,\max}^{(4)}}{q \left( s_{n,\min}^{(2)} \right)^2} + \frac{\log^4 q}{qs_{n,\min}^{(2)}} \right\} \frac{\log^5(dn)}{n} \rightarrow 0.$$

Therefore a sequence  $B_n$  satisfying (S22) and (S23) exists. One convenient choice is

$$B_n^2 = \sqrt{\left\{ \left( \frac{s_{n,\max}^{(2)}}{s_{n,\min}^{(2)}} \right)^2 + \frac{s_{n,\max}^{(4)}}{q \left( s_{n,\min}^{(2)} \right)^2} + \frac{\log^4 q}{qs_{n,\min}^{(2)}} \right\} / \left( \frac{\log^5(dn)}{n} \right)}.$$

By (S14), Lemma S3 and Condition (S22), we have that, as  $n \rightarrow \infty$ ,

$$\mathbb{E} \left( \frac{Z_i^{(\ell)}}{\sqrt{\sigma_{\ell\ell}}} \right)^2 = 1,$$

$$\max_{1 \leq \ell \leq d} \mathbb{E} \left( \frac{Z_i^{(\ell)}}{\sqrt{\sigma_{\ell\ell}}} \right)^4 = O(1) \left\{ \left( \frac{s_{n,\max}^{(2)}}{s_{n,\min}^{(2)}} \right)^2 + \frac{s_{n,\max}^{(4)}}{q \left( s_{n,\min}^{(2)} \right)^2} \right\} = o(1) B_n^2.$$

Define

$$t = 2 \frac{1}{\sqrt{\sigma_{\ell\ell}} B_n}.$$

By (S14) and (S22), we have that, as  $n \rightarrow \infty$ ,

$$t = o(1) \frac{1}{\log^2 q}.$$

By Condition (A) and Theorem 2 of Merlevède et al. (2009), we have that, for some  $C_1 > 0, C_2 > 0$ ,

$$\log \mathbb{E} \exp \left( 2 \frac{Z_i^{(\ell)}}{\sqrt{\sigma_{\ell\ell}} B_n} \right) \leq \frac{C_1 t^2 (q v_\ell^2 + 1)}{1 - C_2 t \log^2 q},$$

where  $v_\ell^2$  is defined in (S12). By (S13) and (S22), we have that, as  $n \rightarrow \infty$ ,

$$\frac{C_1 t^2 (q v_\ell^2 + 1)}{1 - C_2 t \log^2 q} = o(1).$$

Thus, we have that, for sufficiently large  $n$ ,

$$\mathbb{E} \exp \left( 2 \frac{Z_i^{(\ell)}}{\sqrt{\sigma_{\ell\ell}} B_n} \right) \leq \sqrt{2}.$$

Similarly, we have that, for sufficiently large  $n$ ,

$$\mathbb{E} \exp \left( -2 \frac{Z_i^{(\ell)}}{\sqrt{\sigma_{\ell\ell}} B_n} \right) \leq \sqrt{2}.$$

By using the Cauchy-Schwarz inequality, we have that, for sufficiently large  $n$ ,

$$\begin{aligned}\mathbb{E} \exp \left( \frac{|Z_i^{(\ell)}|}{\sqrt{\sigma_{\ell\ell}} B_n} \right) &= \mathbb{E} \exp \left( \frac{Z_i^{(\ell)}}{\sqrt{\sigma_{\ell\ell}} B_n} \right) I \left( Z_i^{(\ell)} > 0 \right) + \mathbb{E} \exp \left( \frac{-Z_i^{(\ell)}}{\sqrt{\sigma_{\ell\ell}} B_n} \right) I \left( Z_i^{(\ell)} \leq 0 \right) \\ &\leq \sqrt{2} \left( \sqrt{\Pr \left( Z_i^{(\ell)} > 0 \right)} + \sqrt{\Pr \left( Z_i^{(\ell)} \leq 0 \right)} \right) \\ &\leq \sqrt{2} \sqrt{2} = 2.\end{aligned}$$

By Theorem 1 of Chernozhukov et al. (2023) and Condition (S23), we have that,

$$\begin{aligned}&\left| \Pr \left\{ \left( \frac{1}{\sqrt{n}} \sum_{i=1}^n \frac{Z_i^{(1)}}{\sqrt{\sigma_{11}}}, \dots, \frac{1}{\sqrt{n}} \sum_{i=1}^n \frac{Z_i^{(d)}}{\sqrt{\sigma_{dd}}} \right) \in A \right\} - \Pr \{N(0, \Sigma) \in A\} \right| \\ &= O(1) \left( \frac{B_n^2 \log^5(dn)}{n} \right)^{1/4} = o(1),\end{aligned}$$

uniformly for all  $A \in \mathcal{A}$ , where  $\mathcal{A}$  is the collection of closed rectangles in  $\mathbb{R}^p$ ,

$$\mathcal{A} = \left\{ \prod_{j=1}^d [a_j, b_j] : -\infty \leq a_j \leq b_j \leq \infty, j = 1, \dots, d \right\},$$

and  $\Sigma$  is a  $d \times d$  matrix with elements

$$\Sigma_{\ell_1, \ell_2} = \frac{1}{n} \sum_{i=1}^n \frac{Z_i^{(\ell_1)} Z_i^{(\ell_2)}}{\sqrt{\sigma_{\ell_1 \ell_1} \sigma_{\ell_2 \ell_2}}}.$$

By Lemma 1 of Chernozhukov et al. (2023) and (S21), we have that,

$$|\Pr \{ (T^{(1)}, \dots, T^{(\ell)}) \in A \} - \Pr \{ N(0, \Sigma) \in A \}| = o(1). \quad (\text{S24})$$

Next, we handle the bootstrapped versions. Given the data  $(X_{i,1}, \dots, X_{i,p}), i = 1, \dots, n$ , the bootstrapped versions have the following conditional distribution:

$$(T_B^{(1)}, \dots, T_B^{(d)}) \sim N(0, \widehat{\Sigma}),$$

where

$$\widehat{\Sigma}_{\ell_1 \ell_2} = \frac{1}{\sqrt{\widehat{\sigma}_{\ell_1 \ell_1} \widehat{\sigma}_{\ell_2 \ell_2}}} \frac{1}{n} \sum_{i=1}^n Y_i^{(\ell_1)} Y_i^{(\ell_2)}, \quad 1 \leq \ell_1 \leq \ell_2 \leq d.$$



By Lemma S4 and Lemma S5, we have that, under  $H_0$ , as  $n \rightarrow \infty$ ,

$$\left| \widehat{\Sigma}_{\ell_1 \ell_2} - \Sigma_{\ell_1 \ell_2} \right| = o_P(1/\log^2 d),$$

uniformly for all  $1 \leq \ell_1, \ell_2 \leq d$ . Thus, by Proposition 2.1 of Chernozhukov et al. (2022), we have that, as  $n \rightarrow \infty$ ,

$$\Pr(N(0, \Sigma) \in A) - \Pr(N(0, \widehat{\Sigma}) \in A) = o(1).$$

Combining with (S24), we have that, as  $n \rightarrow \infty$ ,

$$\left| \Pr((T^{(1)}, \dots, T^{(\ell)}) \in A) - \Pr(N(0, \widehat{\Sigma}) \in A) \right| = o(1).$$

The proof is then complete.  $\square$

### A.3 Proof of Theorem 3

*Proof of Theorem 3.* Recall that, given the data  $(X_{i,1}, \dots, X_{i,p}), i = 1, \dots, n$ ,

$$(T_B^{(1)}, \dots, T_B^{(d)}) \sim N(0, \widehat{\Sigma}),$$

where

$$\widehat{\Sigma}_{\ell_1 \ell_2} = \frac{1}{\sqrt{\widehat{\sigma}_{\ell_1 \ell_1} \widehat{\sigma}_{\ell_2 \ell_2}}} \frac{1}{n} \sum_{i=1}^n Y_i^{(\ell_1)} Y_i^{(\ell_2)}, \quad 1 \leq \ell_1 \leq \ell_2 \leq d.$$

By using the standard result on Gaussian maximum (see e.g. (B.31) of Chang et al. (2017)), we have that, for sufficiently large  $p$ ,

$$c_\alpha \leq \left[ \{(1 + (2 \log d)^{-1})\} \sqrt{2 \log d} + \sqrt{2 \log(1/\alpha)} \right] \max_{1 \leq \ell \leq d} \left( \widehat{\Sigma}_{\ell \ell} \right)^{1/2}. \quad (\text{S25})$$

Write

$$\begin{aligned} \widehat{\Sigma}_{\ell \ell} &= \frac{1}{\widehat{\sigma}_{\ell \ell}} \frac{1}{n} \sum_{i=1}^n \left( Y_i^{(\ell)} \right)^2 \\ &= \frac{1}{\widehat{\sigma}_{\ell \ell}} \left\{ \frac{1}{n} \sum_{i=1}^n \left( Y_i^{(\ell)} - \mathbb{E} Y_i^{(\ell)} \right)^2 + \left( \mathbb{E} Y_i^{(\ell)} \right)^2 - 2 \mathbb{E} Y_i^{(\ell)} \frac{1}{n} \sum_{i=1}^n \left( Y_i^{(\ell)} - \mathbb{E} Y_i^{(\ell)} \right) \right\} \\ &= \frac{\widetilde{\sigma}_{\ell \ell}}{\widehat{\sigma}_{\ell \ell}} - 2 \frac{\delta_\ell}{\widehat{\sigma}_{\ell \ell}} \frac{1}{n} \sum_{i=1}^n Z_i^{(\ell)} + \frac{\delta_\ell^2}{\widehat{\sigma}_{\ell \ell}}, \end{aligned}$$

where  $\delta_\ell = \mathbb{E}Y_i^{(\ell)} = \sum_{j \in \mathcal{S}_\ell} \mu_j$ .

Denote  $\delta = \max_{1 \leq \ell \leq d} |\delta_\ell|$ . By Lemma S5, (S14), (S20), we have that, for any  $\varepsilon > 0$  and some  $C > 0$ , with probability tending to 1,

$$\max_{1 \leq \ell \leq d} \widehat{\Sigma}_{\ell\ell} \leq (1 + \varepsilon) \left( 1 + \frac{\varepsilon\delta}{\sqrt{qs_{n,\min}^{(2)}}} + \frac{C\delta^2}{qs_{n,\min}^{(2)}} \right),$$

and hence for sufficiently large  $p$ ,

$$c_\alpha \leq \sqrt{2(1 + \varepsilon) \log d} \left( 1 + \frac{\varepsilon\delta}{\sqrt{qs_{n,\min}^{(2)}}} + \frac{C\delta^2}{qs_{n,\min}^{(2)}} \right)^{1/2}.$$

Denote

$$\ell^* = \arg \max_{\ell} |\delta_\ell|.$$

Without loss of generality, assume that,  $\delta_{\ell^*} > 0$ . Write

$$\begin{aligned} T^{(\ell^*)} &= \frac{\sum_{i=1}^n Y_i^{(\ell^*)}}{\sqrt{n\widehat{\sigma}_{\ell^*\ell^*}}} \\ &= \frac{\sum_{i=1}^n (Y_i^{(\ell^*)} - \mathbb{E}Y_i^{(\ell^*)})}{\sqrt{n\widehat{\sigma}_{\ell^*\ell^*}}} + \frac{\sqrt{n}}{\sqrt{\widehat{\sigma}_{\ell^*\ell^*}}} \delta. \end{aligned}$$

It follows that,

$$\begin{aligned} \Pr \left( \max_{1 \leq \ell \leq d} |T^{(\ell)}| > c_\alpha \right) &\geq \Pr (|T^{(\ell^*)}| > c_\alpha) \\ &= 1 - \Pr (|T^{(\ell^*)}| \leq c_\alpha) \\ &\geq 1 - \Pr \left( \frac{\sum_{i=1}^n (Y_i^{(\ell^*)} - \mathbb{E}Y_i^{(\ell^*)})}{\sqrt{n\widehat{\sigma}_{\ell^*\ell^*}}} \leq - \left( \frac{\sqrt{n}}{\sqrt{\widehat{\sigma}_{\ell^*\ell^*}}} \delta - c_\alpha \right) \right) \end{aligned}$$

By Corollary 1.1 of Shao (1995), we have that, for some  $K > 0$ ,

$$\sigma_{\ell\ell} = \frac{1}{n} \sum_{i=1}^n \text{Var}(Y_i^{(\ell)}) \leq Kqs_{n,\max}^{(2)}.$$

Thus, for sufficiently large  $p$ , with probability tending to 1, we have that,

$$\begin{aligned}
& \frac{\sqrt{n}}{\sqrt{\widehat{\sigma}_{\ell^* \ell^*}}} \delta - c_\alpha \\
& \geq \frac{\sqrt{n}}{\sqrt{K q s_{n,\max}^{(2)}}} (1 - \varepsilon) \delta - \sqrt{2(1 + \varepsilon) \log d} \sqrt{1 + \frac{\varepsilon \delta}{\sqrt{q s_{n,\min}^{(2)}}} + \frac{C \delta^2}{q s_{n,\min}^{(2)}}} \\
& \geq \frac{\sqrt{n}}{\sqrt{q s_{n,\max}^{(2)}}} \delta \left\{ \frac{1 - \varepsilon}{\sqrt{K}} - \sqrt{2(1 + \varepsilon) \log d} \left( \frac{q s_{n,\max}^{(2)}}{n \delta^2} + \frac{\varepsilon \sqrt{q} s_{n,\max}^{(2)}}{n \delta \sqrt{s_{n,\min}^{(2)}}} + \frac{C s_{n,\max}^{(2)}}{n s_{n,\min}^{(2)}} \right)^{1/2} \right\} \\
& \geq \frac{\sqrt{n}}{\sqrt{q s_{n,\max}^{(2)}}} \delta \left\{ \frac{1 - \varepsilon}{\sqrt{K}} - \sqrt{2(1 + \varepsilon) \log d} \left( \frac{1}{\lambda \log d} + \frac{\varepsilon \sqrt{s_{n,\max}^{(2)}}}{\sqrt{n \lambda \log d} s_{n,\min}^{(2)}} + \frac{C s_{n,\max}^{(2)}}{n s_{n,\min}^{(2)}} \right)^{1/2} \right\}
\end{aligned}$$

By Conditions (C') and (D), and the assumptions that  $\lambda \rightarrow \infty$ , we have that, as  $n \rightarrow \infty$ ,

$$\sqrt{2(1 + \varepsilon) \log d} \left( \frac{1}{\lambda \log d} + \frac{\varepsilon \sqrt{s_{n,\max}^{(2)}}}{\sqrt{n \lambda \log d} s_{n,\min}^{(2)}} + \frac{C s_{n,\max}^{(2)}}{n s_{n,\min}^{(2)}} \right)^{1/2} \rightarrow 0,$$

and

$$\frac{\sqrt{n}}{\sqrt{q s_{n,\max}^{(2)}}} \delta \rightarrow \infty.$$

By taking  $\varepsilon < 1$ , we have that, under  $H_1$ , with probability tending to 1,

$$\frac{\sqrt{n}}{\sqrt{\widehat{\sigma}_{\ell^* \ell^*}}} \delta - c_\alpha \rightarrow \infty.$$

Moreover, note that, as  $n \rightarrow \infty$ ,

$$\frac{\sum_{i=1}^n (Y_i^{(\ell^*)} - \mathbb{E} Y_i^{(\ell^*)})}{\sqrt{n \widehat{\sigma}_{\ell^* \ell^*}}} \rightarrow N(0, 1).$$

Thus, we have that, as  $n \rightarrow \infty$ ,

$$\Pr \left( \frac{\sum_{i=1}^n (Y_i^{(\ell^*)} - \mathbb{E} Y_i^{(\ell^*)})}{\sqrt{n \widehat{\sigma}_{\ell^* \ell^*}}} \leq - \left( \frac{\sqrt{n}}{\sqrt{\widehat{\sigma}_{\ell^* \ell^*}}} \delta - c_\alpha \right) \right) \rightarrow 0,$$

and hence

$$\Pr \left( \max_{1 \leq \ell \leq d} |T^{(\ell)}| > c_\alpha \right) \rightarrow 1.$$

□

## A.4 Proofs of Other results

*Proof of Lemma 1.* We only need to prove sufficiency as the direction of necessity is trivial. Define a mapping  $T : \{1, \dots, p\} \rightarrow \{1, \dots, p\}$  by

$$T(j) = (j - 1 \bmod p) + 1.$$

Then for each  $j \in \{1, \dots, p\}$ , we can write

$$S_j := \mu_j + \mu_{T(j+1)} + \dots + \mu_{T(j+q-1)}.$$

Under the null that  $S_j = 0$  for all  $j = 1, \dots, p$ , we have that

$$0 = S_{j+1} - S_j = \mu_{T(j+q)} - \mu_j, \text{ for all } j = 1, \dots, p,$$

which implies

$$\mu_{T(j+q)} = \mu_j, \text{ for all } j = 1, \dots, p. \quad (\text{S26})$$

Define a mapping  $T_q : \{1, \dots, p\} \rightarrow \{1, \dots, p\}$  by

$$T_q(j) := T(j + q) = (j + q - 1 \bmod p) + 1.$$

We get that  $\mu$  is invariant under the mapping  $T_q$ , i.e.  $\mu_{T_q(j)} = \mu_j$  for all  $j = 1, \dots, p$ .

Define  $T_q^k(j) = T_q(T_q^{k-1}(j))$  for any integer  $k \geq 2$ . Consider the orbit of any index  $j_0$  under repeated application of  $T_q$ ,

$$j_0, T_q(j_0), T_q^2(j_0), \dots, T_q^k(j_0), \dots$$

As the number of index is limited, the orbit must return to a certain value  $i_0$  after a finite number of iterations. That is, there exists a positive integer  $k$  such that

$$T_q^k(i_0) = i_0.$$

This is equivalent to

$$i_0 + kq \equiv i_0 \pmod{p} \iff kq \equiv 0 \pmod{p}.$$

Since  $\gcd(p, q) = 1$ , the least positive  $k$  satisfying  $kq \equiv 0 \pmod{p}$  is  $k = p$ . Hence the orbit must contain all  $p$  indices before returning to  $i_0$ . In other words, iterating  $T_q$  produces a single cycle of length  $p$ . Recall that  $\mu$  is invariant under  $T_q$ , i.e. the relation (S26). We thus conclude that

$$\mu_1 = \dots = \mu_p = 0.$$

□

## References

- Bai, Z. and Saranadasa, H. (1996). Effect of high dimension: by an example of a two sample problem. *Statistica Sinica*, 6(2):311–329.
- Bank for International Settlements (2013). Consultative document: Fundamental review of the trading book: Outstanding issues. *Available at <http://www.bis.org/bcbs/publ/d305.pdf>*.
- BCBS (2016). *Minimum capital requirements for market risk*. Basel Committee on Banking Supervision.
- Bradley, R. C. (2005). Basic properties of strong mixing conditions. a survey and some open questions. *Probability Surveys*, 2:107–144.
- Cai, T., Liu, W., and Xia, Y. (2014). Two-sample test of high dimensional means under dependence. *Journal of the Royal Statistical Society Series B: Statistical Methodology*, 76(2):349–372.
- Cai, T. T., Dongwoo, K., and Hongming, P. (2024). Transfer learning for functional mean estimation: Phase transition and adaptive algorithms. *Annals of Statistics*, 52(2):654–678.
- Chang, J., Zheng, C., Zhou, W.-X., and Zhou, W. (2017). Simulation-based hypothesis testing of high dimensional means under covariance heterogeneity. *Biometrics*, 73(4):1300–1310.
- Chang, W., Ahn, J., and Jung, S. (2021). Double data piling leads to perfect classification. *Electronic Journal of Statistics*, 15(2):6382–6428.
- Chen, S. and Qin, Y. (2010). A two-sample test for high-dimensional data with applications to gene-set testing. *Annals of Statistics*, 38(2):808–835.
- Chernozhukov, V., Chetverikov, D., and Kato, K. (2017). Central limit theorems and bootstrap in high dimensions. *Annals of Probability*, 45(4):2309–2352.
- Chernozhukov, V., Chetverikov, D., Kato, K., and Koike, Y. (2022). Improved central limit theorem and bootstrap approximations in high dimensions. *Annals of Statistics*, 50(5):2562–2586.
- Chernozhukov, V., Chetverikov, D., Kato, K., and Koike, Y. (2023). High-dimensional data bootstrap. *Annual Review of Statistics and Its Application*, 10(1):427–449.

- Christoffersen, P. (2003). *Elements of Financial Risk Management*. Academic press.
- Christoffersen, P. and Pelletier, D. (2004). Backtesting value-at-risk: A duration-based approach. *Journal of Financial Econometrics*, 2(1):84–108.
- Christoffersen, P. F. (1998). Evaluating interval forecasts. *International Economic Review*, 39(4):841–862.
- de Haan, L. and Ferreira, A. (2006). *Extreme Value Theory: an Introduction*. Springer.
- Duan, Y. and Wang, K. (2023). Adaptive and robust multi-task learning. *Annals of Statistics*, 51(5):2015–2039.
- Fernández, C. and Steel, M. F. (1998). On bayesian modeling of fat tails and skewness. *Journal of the American Statistical Association*, 93(441):359–371.
- Fissler, T., Ziegel, J. F., and Gneiting, T. (2015). Expected shortfall is jointly elicitable with value at risk-implications for backtesting. *arXiv preprint arXiv:1507.00244*.
- Huang, Y., Li, C., Li, R., and Yang, S. (2022). An overview of tests on high-dimensional means. *Journal of Multivariate Analysis*, 188:104813.
- Jung, S. and Marron, J. (2009). PCA consistency in high dimension, low sample size context. *Annals of Statistics*, 37(6 b):4104–4130.
- Kolmogorov, A. N. and Rozanov, Y. A. (1960). On strong mixing conditions for stationary gaussian processes. *Theory of Probability & Its Applications*, 5(2):204–208.
- Li, S., Cai, T. T., and Li, H. (2022). Transfer learning for high-dimensional linear regression: Prediction, estimation and minimax optimality. *Journal of the Royal Statistical Society Series B: Statistical Methodology*, 84(1):149–173.
- Li, S., Zhang, L., Cai, T. T., and Li, H. (2024). Estimation and inference for high-dimensional generalized linear models with knowledge transfer. *Journal of the American Statistical Association*, 119(546):1274–1285.
- Liu, Y., Pan, G., Yang, G., and Zhou, W. (2024). Nonparametric conditional mean testing via an extreme-type statistic in high dimension. *Scandinavian Journal of Statistics*, 51(2):801–831.

- McNeil, A. J. and Frey, R. (2000). Estimation of tail-related risk measures for heteroscedastic financial time series: An extreme value approach. *Journal of Empirical Finance*, 7(3-4):271–300.
- McNeil, A. J., Frey, R., and Embrechts, P. (2005). *Quantitative Risk Management: Concepts, Techniques and Tools*. Princeton University Press.
- Merlevède, F., Peligrad, M., and Rio, E. (2009). Bernstein inequality and moderate deviations under strong mixing conditions. In *High dimensional probability V: the Luminy volume*, volume 5, pages 273–293. Institute of Mathematical Statistics.
- Nolde, N. and Ziegel, J. F. (2017). Elicitability and backtesting: Perspectives for banking regulation. *Annals of Applied Statistics*, 11(4):1833–1874.
- Saerens, M. (2000). Building cost functions minimizing to some summary statistics. *IEEE Transactions on Neural Networks*, 11(6):1263–1271.
- Shao, Q.-M. (1995). Maximal inequalities for partial sums of  $\rho$ -mixing sequences. *Annals of Probability*, 23(2):948–965.
- Shorack, G. R. and Wellner, J. A. (1986). *Empirical Processes with Applications to Statistics*. Wiley.
- Sibuya, M. (1960). Bivariate extreme statistics. *Annals of the Institute of Statistical Mathematics*, 11(2):195–210.
- Sui, Y., Xu, Q., Yang, B., and Annie, Q. (2025). Multi-task learning for heterogeneous multi-source block-wise missing data. *arXiv preprint arXiv:2505.24281*.
- Wang, X., Zhang, Y., Ren, X., Zhang, Y., Zitnik, M., Shang, J., Langlotz, C., and Han, J. (2018). Cross-type biomedical named entity recognition with deep multi-task learning. *Bioinformatics*, 35(10):1745–1752.