

Query-Mixed Interest Extraction and Heterogeneous Interaction: A Scalable CTR Model for Industrial Recommender Systems

Fangye Wang*
AMAP, Alibaba Group
Beijing, China
wangfangye.wfy@alibaba-inc.com

Guowei Yang*
AMAP, Alibaba Group
Beijing, China
liuyi.ygw@alibaba-inc.com

Xiaojiang Zhou†
AMAP, Alibaba Group
Beijing, China
zhouxiaojiang.zxj@taobao.com

Song Yang
AMAP, Alibaba Group
Beijing, China
song.yang@alibaba-inc.com

Pengjie Wang
AMAP, Alibaba Group
Beijing, China
pengjie.wpj@alibaba-inc.com

Abstract

Learning effective feature interactions is central to modern recommender systems, yet remains challenging in industrial settings due to sparse multi-field inputs and ultra-long user behavior sequences. While recent scaling efforts have improved model capacity, they often fail to construct both context-aware and context-independent user intent from the long-term and real-time behavior sequence. Meanwhile, recent work also suffers from inefficient and homogeneous interaction mechanisms, leading to suboptimal prediction performance. To address these limitations, we propose HeMix, a scalable ranking model that unifies adaptive sequence tokenization and heterogeneous interaction structure. Specifically, HeMix introduces a Query-Mixed Interest Extraction module that jointly models context-aware and context-independent user interests via dynamic and fixed queries over global and real-time behavior sequences. For interaction, we replace self-attention with the HeteroMixer block, enabling efficient, multi-granularity cross-feature interactions that adopt the multi-head token fusion, heterogeneous interaction and group-aligned reconstruction pipelines. HeMix demonstrates favorable scaling behavior—driven by the HeteroMixer block—where increasing model scale via parameter expansion leads to steady improvements in recommendation accuracy. Experiments on industrial-scale datasets show that HeMix scales effectively and consistently outperforms strong baselines. Most importantly, HeMix has been deployed on the AMAP platform, delivering significant online gains: +0.61% GMV, +2.32% PV_CTR, and +0.81% UV_CVR.

*Contributed equally to this research.

†Corresponding Author

Permission to make digital or hard copies of all or part of this work for personal or classroom use is granted without fee provided that copies are not made or distributed for profit or commercial advantage and that copies bear this notice and the full citation on the first page. Copyrights for components of this work owned by others than the author(s) must be honored. Abstracting with credit is permitted. To copy otherwise, or republish, to post on servers or to redistribute to lists, requires prior specific permission and/or a fee. Request permissions from permissions@acm.org.
Conference'17, Washington, DC, USA

© 2026 Copyright held by the owner/author(s). Publication rights licensed to ACM.
ACM ISBN 978-1-4503-XXXX-X/2018/06
<https://doi.org/10.1145/nnnnnnn.nnnnnnn>

CCS Concepts

• Information systems → Information retrieval; Recommender systems.

Keywords

Heterogeneous Interaction, Token Mixing, Industrial Recommenders, Scaling Law

ACM Reference Format:

Fangye Wang, Guowei Yang, Xiaojiang Zhou, Song Yang, and Pengjie Wang. 2026. Query-Mixed Interest Extraction and Heterogeneous Interaction: A Scalable CTR Model for Industrial Recommender Systems. In . ACM, New York, NY, USA, 10 pages. <https://doi.org/10.1145/nnnnnnn.nnnnnnn>

1 Introduction

Recommender systems (RS) play a pivotal role in information distribution. As a prominent machine learning application, RS predicts user behaviors toward items using large-scale, multi-field feature data. State-of-the-art (SOTA) recommendation methods are primarily built upon Deep Learning Recommendation Models (DLRMs), which flexibly capture high-order feature interactions by jointly modeling compressed sequential representations and non-sequential features [9, 11]. Representative architectures include FM-based methods [26, 28, 29], DCN-style cross networks [32, 34, 35], attention-based models [6, 33, 37], and Transformer-style approaches [9, 15, 38, 39]. Despite their improved accuracy, these interaction-rich architectures often incur higher latency and memory consumption as they scale.

The success of large language models (LLMs) has shown that increasing the scale—such as parameter count and training data volume—leads to predictable performance improvements [1, 3, 16], motivating similar scaling studies in recommender systems [5, 15, 38]. In the context of feature interaction, Wukong [40] stacks Factorization Machine blocks with linear compression to model high-order interactions and formulates the corresponding scaling laws. RankMixer [45], on the other hand, achieves effective scaling by employing hardware-efficient token-mixing combined with token-specific feed-forward networks (FFNs). Meanwhile, OneTrans [42] introduces a unified tokenizer that encodes both sequential and non-sequential features into a single token sequence, and further enhances modeling capacity through group-specific projections

designed to better capture heterogeneous and asymmetric feature interactions.

Despite their success in scaling up, these methods still face two key challenges in sequence feature tokenization and feature interaction design. First, existing sequence tokenization approaches struggle with multi-source, sparse, and multi-behavior user sequences. On one hand, methods like AutoSplit compress the entire behavior sequence into a few tokens to reduce computational cost, but at the expense of fine-grained behavioral semantics. On the other hand, flattening-based approaches such as OneTrans [42] and MTGR [11] preserve more sequential information, yet suffer from high computational complexity and information redundancy or sparsity when handling ultra-long sequences. Moreover, many attention-based models focus solely on candidate-aware user interest modeling, overlooking intrinsic structural properties of the sequence itself (e.g., behavior type, temporal span, intent consistency). Critically, long-term and real-time behaviors exhibit fundamental differences in semantics and timeliness, necessitating distinct modeling strategies. Regarding feature interaction, while the scaling laws of large language models (LLMs) have inspired a “bigger-is-better” trend in recommender systems, blindly increasing model width or depth often leads to overfitting or diminishing returns. More importantly, most architectures fail to account for the heterogeneity and global dependency inherent in feature interactions. For instance, Transformer-style models typically apply homogeneous pairwise attention across all features, ignoring the semantic gaps between heterogeneous domains (e.g., user profiles, item attributes, context). This results in suboptimal efficiency and effectiveness in capturing meaningful cross-feature relationships. Therefore, we require an interaction module tailored for recommender systems that effectively captures heterogeneous feature interactions and expressive power, while maintaining low computational complexity to meet the latency and throughput constraints of online serving.

To address the above limitations, this paper proposes HeMix, a novel scalable ranking model that explicitly models heterogeneous mixing characteristics in both sequence tokenization and token interaction stages. Specifically, to fully exploit information from sparse, multi-behavior user sequences, HeMix introduces the Query-Mixed Interest Extraction tokenizer. It leverages non-sequential features as dynamic query vectors and augments them with a set of learnable fixed interest vectors. These queries jointly attend to the behavior sequence via a novel Mixed Hetero Attention mechanism, enabling simultaneous modeling of context-aware and context-independent user interests for the global and real-time sequence data. The resulting representations serve as sequence tokens for downstream interaction. For feature interaction, HeMix employs the HeteroMixer Block to efficiently capture heterogeneous dependencies among recommendation features. Each block comprises three stages: (1) Multi-token Fusion, (2) Heterogeneous Mixed-Token Interaction, and (3) Group-Aligned Reconstruction, which collectively enable efficient integration of local and global information across tokens. Importantly, the architecture supports flexible scaling—model capacity can be adjusted by varying block depth or embedding dimensions without redesigning the core components. HeMix has been deployed in production on the AMAP (AutoNavi Map), a leading navigation and LBS platform in China, serving billions of users in real-time recommendation scenarios.

The major contributions are summarized as follows:

- We propose **HeMix**, a scalable CTR prediction model that unifies long behavior sequence tokenization and heterogeneous feature interaction within a single architecture.
- We design a Query-Mixed Interest Extraction module that jointly captures candidate-aware and candidate-invariant user interests from both global (long-term) and real-time behavior sequences.
- We introduce the HeteroMixer block—a self-attention alternative that enables multi-granularity, cross-subspace heterogeneous interactions among features with high computational efficiency.
- Extensive offline experiments demonstrate the superior performance of HeMix. In addition, online A/B tests on a billion-scale platform show consistent gains: +0.61% in GMV, +2.32% in PV_CTR and +0.81% in UV_CVR.

2 Related Works

Dense Interaction Architectures. Modern recommendation systems are predominantly built upon Deep Learning Recommendation Models (DLRMs), for which effective modeling of feature interactions is a key determinant of performance. Early approaches such as WDL [7] combine logistic regression and deep neural networks (deep component) to capture low- and high-order interactions, respectively. Subsequent works enhance interaction modeling by integrating structured inductive biases: DeepFM [10] fuses Factorization Machines (FM) [26], CIN [19], AFN [8] with DNNs; DeepCross leverages residual networks to implicitly learn cross features; while PNN [23], DCNv2 [34], FinalMLP [21], xDeepFM [19], AFN+ [8], FINAL [46], and MaskNet [36] explicitly design dedicated operators to model high-order interactions. More recently, attention-based architectures like AutoInt [27] and Hiformer [9] employ self-attention [31] with residual [12] connections to capture complex, adaptive interactions, and DIN [44], DIEN [43] further combine the sequence information. Despite higher accuracy, these interaction-heavy models suffer from increased latency and memory use when scaled [32, 45]. Worse, blind scaling—e.g., deeper nets or larger embeddings—often yields diminishing returns or even hurts performance, revealing the pitfalls of over-parameterization. This calls for structured, efficient interaction designs over brute-force expansion.

Scaling up Recommendation Model. Scaling laws—empirical power-law relationships between model performance and scaling dimensions such as model size, dataset scale, and compute budget—have emerged as a foundational principle in deep learning [13, 16], driving transformative advances in Natural Language Processing (NLP) [4, 14], Computer Vision (CV) [25, 30], and multi-modal modeling [2, 24] over the past decade. Recently, their applicability to recommender systems has attracted growing interest. Existing efforts explore scaling strategies along several axes: pretraining on large-scale user activity sequences, learning general-purpose user representations, and scaling online retrieval architectures. For instance, Wukong [40] stacks factorization machines (FMs) with linear contextual bandits (LCBs) to enhance feature interaction modeling. In parallel, Zhang et al. [41] scaled a sequential recommendation model to 0.8 billion parameters, demonstrating feasibility at extreme scales. MTGR combines the advantages of DLRM and GRM and introduces group-layer normalization and dynamic

masking strategies to achieve better performance. RankMixer [45] designs multihead token mixing and per-token FFN strategies to capture heterogeneous interactions, and adopts a dynamic routing strategy to improve scalability. This work addresses a key challenge: how to design a recommender architecture that efficiently captures both global and local interactions among semantic tokens while enabling scalable, structured performance gains.

3 Methodology

In this section, we first introduce the HeMix architecture in Section 3.1, and then present the feature embedding and tokenization layer with our proposed query-mixed interest extraction module. Additionally, on top of the tokenization layer, we design a novel scalable interaction structure, named HeteroMixer, that captures heterogeneous local and global cross-token information. Finally, we briefly introduce the prediction layer.

3.1 Overall Architecture

Similar to recent scaling recommendation models [11, 45], HeMix consists of three main components: an embedding and tokenization layer, a feature interaction layer, and a prediction layer.

In the embedding layer, heterogeneous sparse features (e.g., user IDs, item IDs, behavior sequence) are first mapped into dense embeddings with an embedding lookup table. These embeddings are then unified into standardized tokens through a consistent tokenization strategy: For non-sequential features, we employ a Concat, MLP and AutoSplit pipeline to transform them into align dimensional tokens. For sequential features, which include both global historical behavior sequences and real-time behavior sequences, we design a Query-Mixed Attention mechanism to generate two types of semantically rich tokens: context-aware and context-independent user interest from the global and the real-time sequence, respectively. The tokenization layer ultimately produces N tokens.

The feature interaction layer adopts a Transformer-style multi-layer interaction architecture, stacking L consecutive HeteroMixer blocks to model high-order interactions among N semantic tokens. Each HeteroMixer block comprises two key components: a HeteroMixing Layer, which replaces the computationally expensive Multi-Head Self-Attention [31] in Transformers, enabling efficient heterogeneous feature fusion and interaction among multi-head mixed-tokens; and a Heterogeneous Feed-Forward Network (HeteroFFN). And each sub-layer is followed by a residual connection and Layer Normalization (i.e., the "Add & Norm" operation).

Finally, in the prediction layer, the model computes the output based on the interaction representation, tailored to the specific task objective, such as Click-Through Rate (CTR) or Click-Conversion Rate (CVR) prediction.

3.2 Input Layer and Feature Embedding

Input Features. In general, in a cascaded industry recommender system, the recall stage returns a group of candidates for a user u . The ranking model then estimates a score for each candidate item i . In this process, the rank model needs to take in abundant features, including categorical, continuous, and sequential behavior features. To accommodate feature heterogeneity, diverse structural modeling needs, and varying descriptive semantics, we partition features into

distinct groups, thereby improving model effectiveness. A sample for a user-candidate pair is shown below:

$$\mathcal{S}_{u,i} = [\underbrace{\mathbf{U}}_{\text{User Features}}, \underbrace{\mathbf{I}}_{\text{Item Features}}, \underbrace{\mathbf{C}}_{\text{Cross Features}}, \underbrace{\mathbf{RT_S}}_{\text{RT Seq.}}, \underbrace{\mathbf{G_S}}_{\text{Global Seq.}}]. \quad (1)$$

Generally, \mathbf{U} , \mathbf{I} , and \mathbf{C} are called non-sequential features and include specific contextual information, such as timestamps and geographical locations, reflecting the user's situational state at the request time, and are essential for inferring real-time intent. In particular, each of the above feature categories consists of multiple concrete features, as illustrated in Figure 1(b). The sequential features record the items the user has previously interacted with, along with their associated attributes. Specifically: The global sequence encompasses the user's complete historical interactions; The real-time sequence (i.e., RT Seq.) contains only user interactions on the current day (and is excluded from the global sequence).

Feature Embedding. For each input sample $\mathcal{S}_{u,i} \in \mathbb{S}$, we first map sparse high-dimensional features into dense low-dimensional vector representations, facilitating their processing by the following deep learning structures. Each group feature has a dependent dimension. Formally, the features in \mathbf{U} , \mathbf{I} , \mathbf{C} are embedded and concatenated to an aggregated embedding representation, represented by $\mathbf{E}_{U,I,C} \in \mathbb{R}^{d_{NS}}$. And d_{NS} denotes the total dimensionality of all non-sequential features.

Behavioral sequences can be viewed as a time-ordered collection of items that the user has interacted with, typically arranged in reverse chronological order. For each interacted item, we directly concatenate all side info embeddings and obtain a single dense vector representation. Based on this formulation, we denote the global sequence—comprising the user's full historical interactions—as $\mathbf{G} = [I_1, I_2, \dots, I_{L_G}] \in \mathbb{R}^{L_G \times d_I}$, and the real-time sequence—containing only interactions from the current day—as $\mathbf{R} = [I_1, I_2, \dots, I_{L_R}] \in \mathbb{R}^{L_R \times d_I}$. L_G and L_R denote the lengths of the global and real-time sequences, respectively. Typically, L_G is in the hundreds, while L_R is around tens.

3.3 Feature Tokenization

To enable efficient parallel computation in later stages, embeddings of varying dimensions must be transformed into dimension-aligned vectors, called feature-tokens [45]. Notably, we first generate the non-sequential tokens (referred to as NS tokens), and then compress thousands of sequence features to tens of representative sequence tokens based on the NS tokens with queries-mixed hetero attention.

3.3.1 Non-sequential features Tokenization. In previous stage, we have concatenated all the non-sequential features into one embedding representation $\mathbf{E}_{U,I,C}$. A common approach is to apply AutoSplit to partition the concatenated vector. However, this strategy suffers from two critical limitations: In large-scale recommender systems, non-sequential features are numerous, typically hundreds of features; The concatenated vector comprises highly heterogeneous features of diverse types. Direct splitting disrupts semantic boundaries among features, leading to a mixed feature space that impedes effective structured interaction in subsequent layers.

To address these issues, we propose a "interact-then-split" paradigm. Specifically, we first model high-order bit-wise feature interactions using an implicit interaction function $\mathcal{F}_{NS}(\cdot)$, which can

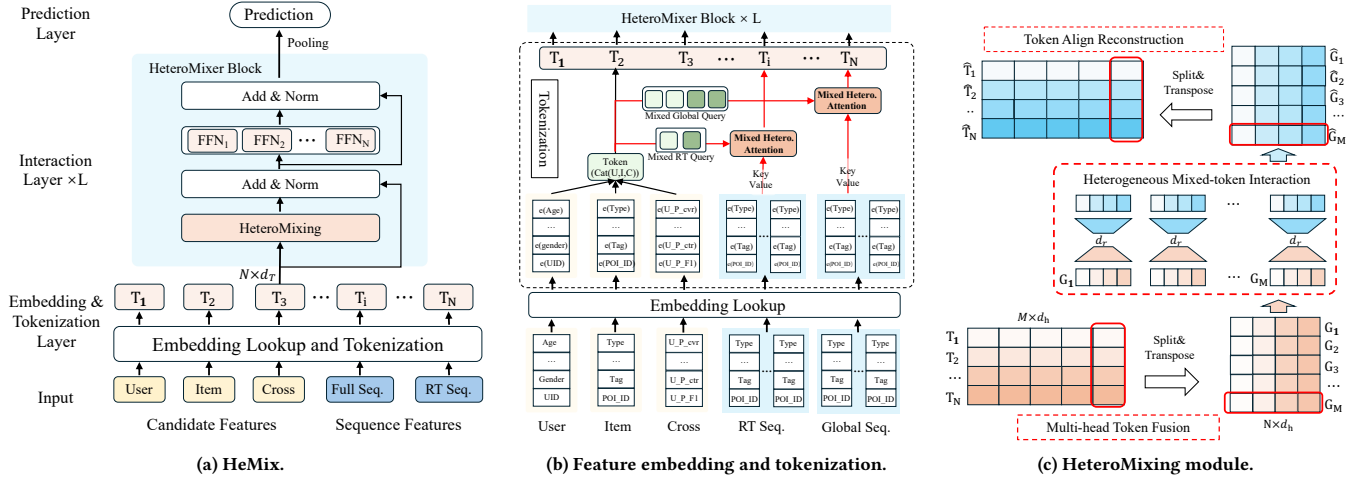


Figure 1: The overall architecture of HeMix with the feature embedding& tokenization layer and the HeteroMixing module.

be a multi-layer perceptron (MLP) [19] with nonlinear activations (e.g., ReLU). Concurrently, by controlling the output dimension of the final MLP layer, we ensure its output can be evenly partitioned into sub-vectors, which serve as tokens for non-sequential features.

$$\mathbf{T}_{NS} = \text{Split}(\mathcal{F}_{NS}(\mathbf{E}_{U,I,C}), \text{split_size} = d_T) \in \mathbb{R}^{N_{NS} \times d_T}, \quad (2)$$

where $\text{Split}(\cdot, \text{split_size})$ is a function to split the input tensor into tensors with equal dimension d_T . And N_{NS} indicates the number of NS tokens. Meanwhile N_{NS} and d_T are the hyper-parameter.

3.3.2 Query-mixed Interest Extraction for Sequence Tokenization.

As introduced earlier, we utilize two types of sequential features to jointly model users' global- and real-time interest preferences: The global sequence, consisting of the user's historical interactions, encodes long-term interests; The real-time sequence, comprising interactions from the current day, captures the user's current spatio-temporal context and transient intent. Guided by NS tokens (i.e., \mathbf{T}_{NS}), we employ a heterogeneous attention mechanism to dynamically extract context-aware user interest representations from these sequences. In this process, we partition the NS tokens into two groups in a 4:1 ratio, e.g., $\mathbf{T}_{NS} = [\mathbf{T}_{NS}^G, \mathbf{T}_{NS}^R]$, with the larger portion used for attending to the global sequence (i.e., \mathbf{T}_{NS}^G) and the smaller part (i.e., \mathbf{T}_{NS}^R) for the real-time sequence.

Furthermore, inspired by the Q-Former in Blip2 [17], we additionally initialize two group learnable query embeddings $\mathbf{Q} = [\mathbf{Q}^G, \mathbf{Q}^R] \in \mathbb{R}^{N_{NS} \times d_T}$ for learning the fixed context-dependent sequence features from the behavior, which represents the inherent behavioral patterns of a large number of users hidden within the sequences. The dimension of \mathbf{Q} is equal to \mathbf{T}_{NS} . Two sets of queries interact separately with the global and real-time sequences, respectively. Through an attention mechanism, the model learns and extracts context-invariant intrinsic features embedded. Since these features remain unchanged regardless of the candidate user or item, they enhance the model's deep understanding of sequential patterns and improve its overall stability.

Take the global sequence as the example, we get the mixed global queries $\mathbf{Q} = [\mathbf{T}_{NS}^G, \mathbf{Q}^G] \in \mathbb{R}^{L_Q \times d_T}$. And we take the global sequence

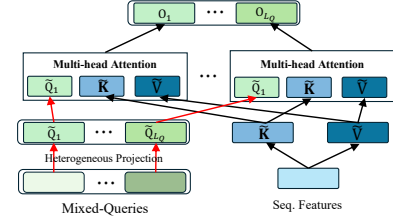


Figure 2: The structure of Mixed Hetero Attention, which applies the heterogeneous projection matrix for each query vector, and shares the projection for key and value (i.e., Seq. Features), respectively.

matrix $\mathbf{G} \in \mathbb{R}^{L_Q \times d_I}$ as the input Key and Value, e.g., $\mathbf{K} = \mathbf{V} = \mathbf{G}$. In the standard Transformers, attention score is computed as:

$$\text{Att}(\mathbf{Q}, \mathbf{K}) = \text{softmax}((\mathbf{Q}\mathbf{W}_Q)(\mathbf{K}\mathbf{W}_K)/\sqrt{d}), \quad (3)$$

which applies the shared \mathbf{W}_Q and \mathbf{W}_K . This treats all queries (a.k.a, tokens) as homogeneous, ignoring their heterogeneous characteristics, which hinders the model from learning query-specific information for generation sequence token. Hence, we assign dependent projection matrix for each query vector. Meanwhile, to reduce parameters, we still apply the shared projection matrices for key and value respectively. That is define as follows,

$$[\tilde{\mathbf{Q}}^{(1)}, \dots, \tilde{\mathbf{Q}}^{(L_Q)}] = [\mathbf{Q}^{(1)}\mathbf{W}_Q^{(1)}, \dots, \mathbf{Q}^{(L_Q)}\mathbf{W}_Q^{(L_Q)}], \quad (4)$$

where the $[\mathbf{W}_Q^{(1)}, \dots, \mathbf{W}_Q^{(L_Q)}] \in \mathbb{R}^{L_Q \times d_T \times d}$ are L_{d_T} heterogeneous projection matrices. Meanwhile, to reduce parameters, we still apply the shared projection matrices ($\mathbf{W}_K \in \mathbb{R}^{d_I \times d}$ and $\mathbf{W}_V \in \mathbb{R}^{d_I \times d}$) for key and value respectively:

$$\tilde{\mathbf{K}} = \mathbf{K}\mathbf{W}_K, \tilde{\mathbf{V}} = \mathbf{V}\mathbf{W}_V. \quad (5)$$

Then, we compute the heterogeneous attention scores:

$$\text{Att}^{(l)} = \text{softmax}((\tilde{\mathbf{Q}}^{(l)}\tilde{\mathbf{K}}^T)/\sqrt{d}). \quad (6)$$

With attention scores, we compute the corresponding output:

$$\mathbf{O}^{(l)} = \text{Att}^{(l)} \tilde{\mathbf{V}}. \quad (7)$$

The final output is calculated by:

$$\mathbf{O}^G = [\mathbf{O}^{(1)}, \dots, \mathbf{O}^{(H)}] \mathbf{W}_O \in \mathbb{R}^{L_Q \times d_T}. \quad (8)$$

where $\mathbf{W}_O \in \mathbb{R}^{d \times d_T}$ is the output projection matrix. In practice, we can adopt a multi-head attention architecture based on heterogeneous mapping to achieve better performance.

In the query side, we adopt a hybrid representation strategy that jointly models context-aware (feature tokens) and context-invariant (fixed queries) features. Structurally, we adopt a heterogeneous query prjection, where distinct query representations are allocated for different semantic objectives, thereby enhancing the model's capacity to interpret sequential information. Finally, we take the \mathbf{O}^G as the global sequence tokens.

Similarly, for the real-time sequence (e.g., $\mathbf{R} = [I_1, \dots, I_{L_R}]$), we apply the same computation pipeline to extract the user's real-time interest representation, represented as \mathbf{O}^R , which also models the context-aware and context-invariant features with the mixed real-time queries $\mathbf{Q}_{RT} = [\mathbf{T}_{NS}^R, \mathbf{Q}^R]$.

$$\mathbf{O}^R = \text{Mixed Hetero Attention}(\mathbf{Q}_{RT}, \mathbf{R}, \mathbf{R}). \quad (9)$$

The output \mathbf{O}^R is considered as the real-time sequence tokens.

The complete sequential tokens are obtained by combining \mathbf{O}^G and \mathbf{O}^R , represented by $\mathbf{T}_S = [\mathbf{O}^G, \mathbf{O}^R] \in \mathbb{R}^{N_S \times d_T}$. The number of sequence tokens is twice that of non-sequence tokens, i.e., $N_S = 2 * N_{NS}$. Finally, we combine the NS tokens with the sequence tokens as the output semantic tokens for the feature tokenization layer, represented by :

$$\mathbf{T} = [\mathbf{T}_S, \mathbf{T}_{NS}] \in \mathbb{R}^{N \times d_T}, \quad (10)$$

where $N = N_S + N_{NS}$ is the number of all tokens. The \mathbf{T} will be feed into the interaction layer with L successive HeteroMixer Blocks.

3.4 Interaction Layer with HeteroMixer Block

Although the input tokens have undergone preliminary processing and encode both feature interaction signals and user long- and short-term interests, their representational capacity remains insufficient for industrial-scale recommender systems with highly dense features. We further enhance token information fusion and interaction to better capture both local patterns and global structures. Specifically, we adopt a Transformer-style architecture composed of L stacked interaction layers (i.e., HeteroMixer Blocks) to enable high-order feature interactions. However, within each block, to improve both the effectiveness and efficiency of feature interaction, we replace the standard Multi-Head Self-Attention layer with our proposed Heterogeneous Mixing (i.e., HeteroMixing) layer, and introduce the Heterogeneous feed-forward network (HeteroFFN), while keeping the Add&Norm structures unchanged. Given L HeteroMixer blocks, the token representation refinement process is formulated as follows:

$$S_{l-1} = \text{LN}(\text{HeteroMixing}(\mathbf{T}_{l-1}) + \mathbf{T}_{l-1}), \quad (11)$$

$$\mathbf{T}_l = \text{LN}(\text{HeteroFFN}(S_{l-1}) + S_{l-1}), \quad (12)$$

where $\text{HeteroMixing}(\cdot)$ and $\text{HeteroFFN}(\cdot)$ indicate the HeteroMixing module and the HeteroFFN module respectively. $\text{LN}(\cdot)$ is the

Layer Normalization function. The input $\mathbf{T}_0 = [\mathbf{T}_1, \mathbf{T}_2, \dots, \mathbf{T}_N]$ equals $\mathbf{T} \in \mathbb{R}^{N \times d_T}$. The output \mathbf{T}_l is the output of l -th HeteroMixer block.

3.4.1 HeteroMixing layer. To facilitate the high-efficiency token information fusion, we introduce HeteroMixing module, which is shown in Figure 1(c). It is a lightweight architecture designed for cross-token information fusion and interaction. Instead of relying on computationally expensive pairwise self-attention, HeteroMixing leverages structured tensor reshaping to enable global intra-grouped token interaction with minimal overhead. The process follows the fusion, interaction, and reconstruction pipelines. HeteroMixing enables the seamlessly fusion and interaction of local and global information within in one unified interaction, significantly enhancing both expressiveness and computational efficiency.

Multi-Head Token Fusion. The input tokens \mathbf{T} is partitioned into M heads, and the sub-tokens from each head are concatenated to mix-tokens, the process are represented by:

$$[\mathbf{T}_n^{(1)}, \dots, \mathbf{T}_n^{(M)}] = \text{Split}(\mathbf{T}_n, \text{split_size} = M), \quad (13)$$

$$\mathbf{G}^{(i)} = \text{concat}([\mathbf{T}_1^{(i)}, \mathbf{T}_2^{(i)}, \dots, \mathbf{T}_N^{(i)}]) \in \mathbb{R}^{N \cdot d_h}, \quad (14)$$

$$\mathbb{G} = [\mathbf{G}_1, \mathbf{G}_2, \dots, \mathbf{G}_M] \in \mathbb{R}^{M \times N \cdot d_h}, \quad (15)$$

where the $d_h = d_T / M$ is the dimension of each sub-token, $\mathbf{T}_1^{(i)}$ is the i -th sub-token in n -th token. $N \cdot d_h$ is the dimension of a mix-token.

Heterogeneous Mixed-Token Interaction. Through Grouped token fusion, each mixed token aggregates all sub-tokens within its semantic head, thereby encoding a group-level global representation that captures a distinct aspect of the overall tokens (e.g., user, item and sequence features). To model these heterogeneous semantics effectively, we apply a dedicated interaction module to each mixed token, enabling efficient cross-token feature interaction within its respective context. This design shifts the interaction bottleneck from pairwise token (e.g., self-attention) comparisons to semantics-aware group processing, significantly enhancing both expressiveness and computational efficiency.

Specifically, each mix-token $\mathbf{G}^{(m)} \in \mathbb{R}^{N \cdot d_h}$ in \mathbb{G} is independently processed by two MLP with the low-rank optimization mechanism:

$$\hat{\mathbf{G}}_m = \mathbf{W}_m^R \text{Relu}(\mathbf{W}_m^L \mathbf{G}_m), \quad (16)$$

$$\hat{\mathbb{G}} = [\hat{\mathbf{G}}_1, \hat{\mathbf{G}}_2, \dots, \hat{\mathbf{G}}_M] \in \mathbb{R}^{M \times N \cdot d_h}, \quad (17)$$

where $\mathbf{W}_m^L \in \mathbb{R}^{d_r \times N \cdot d_h}$ and $\mathbf{W}_m^R \in \mathbb{R}^{N \cdot d_h \times d_r}$, and $d_r \ll N \cdot d_h$ is the rank/dimension of the low-rank approximation matrix. $\text{Relu}(\cdot)$ is the Relu activation function. Replacing the low-rank structure with a dense projection matrix, e.g., $\mathbf{W}_m \in \mathbb{R}^{N \cdot d_h \times N \cdot d_h}$, would substantially increase both the number of parameters and computational cost, thereby compromising the scalability of our approach. The low-rank design thus strikes an optimal balance between modeling capacity and efficiency. And in practice, the above can be computed in parallel for high-efficiency.

Group-aligned Token Reconstruction In this step, the refined mixed-token matrix $\hat{\mathbb{G}} \in \mathbb{R}^{M \times N \cdot d_h}$ is inversely reshaped back to the global space according to the initial group assignments, yielding an output $\hat{\mathbf{T}} \in \mathbb{R}^{N \times d_T}$. Each reconstruction token incorporates both local information from different mixed tokens and global contextual information with heterogeneous interaction. This reconstruction step is purely a structural reversal of the initial fusion.

Subsequently, we further enhance the representation by reintegrating refined information through a residual connection and the layer normalization module, defined as:

$$\mathbf{S} = \text{LN}(\hat{\mathbf{T}} + \mathbf{T}) \in \mathbb{R}^{N \times d_T}. \quad (18)$$

In summary, for recommender systems which contains a large number of heterogeneous features, applying pair-wise feature-level or token-level interaction. However, merely partitioning and reorganizing the input tokens—i.e., parameter-free structural reshaping [45]—is inherently a linear operation that fails to capture non-linear dependencies and high-order feature interactions among tokens. In our methods, the original token representations are partitioned into compact mixed tokens through grouped fusion, enabling cross-token semantic interaction and explicit modeling of local and global information. This effectively enhances the model's capacity to capture multi-faceted local and global information.

3.4.2 Heterogeneous Feed-Forward Network. Inspired by previous works [9, 45], we adopt a heterogeneous feed-forward network (i.e., HeteroFFN) to capture per-token-dependent global-information. Specifically, for i -th token $\mathbf{S}^{(i)}$ in the previous output \mathbf{S} , the corresponding HeteroFFN can be expressed as:

$$\hat{\mathbf{S}}^{(i)} = \mathbf{W}_2^{(i)} (\text{Relu}(\mathbf{S}^{(i)} \mathbf{W}_1^{(i)} + \mathbf{b}_1^{(i)})) + \mathbf{b}_2^{(i)}, \quad (19)$$

where $\mathbf{W}_1^{(i)} \in \mathbb{R}^{d_T \times k \cdot d_T}$ and $\mathbf{W}_2^{(i)} \in \mathbb{R}^{k \cdot d_T \times d_T}$, $\mathbf{b}_1^{(i)} \in \mathbb{R}^{k \cdot d_T}$ and $\mathbf{b}_2^{(i)} \in \mathbb{R}^{d_T}$ are the projection parameters in i -th HeteroFFN. k is the hyperparameter for adjusting the hidden dimension, which is usually 4. The full output of all HeteroFFNs is represented as:

$$\hat{\mathbf{S}} = [\hat{\mathbf{S}}^{(1)}, \dots, \hat{\mathbf{S}}^{(N)}] = \text{HeteroFFN}(\hat{\mathbf{S}}^{(1)}, \dots, \hat{\mathbf{S}}^{(N)}). \quad (20)$$

Subsequently, we feed the $\hat{\mathbf{S}}$ to the residual connection and normalization module for generating the final output of the single HeteroMixer block, formally:

$$\mathbf{T}_{l+1} = \text{LN}(\hat{\mathbf{S}} + \mathbf{S}) \in \mathbb{R}^{N \times d_T}. \quad (21)$$

With L HeteroMixer blocks applied to the input tokens, we obtain the informative interaction representations \mathbf{T}_L from the final block, which encode high-order interactions among tokens.

3.5 Prediction Layer

Subsequently, a pooled output representation $\mathbf{o}_{\text{output}}$ is generated from the \mathbf{T}_L with mean pooling operation, which is used to compute the different tasks' predictions:

$$\hat{y}_i = \sigma(f(\mathbf{o}_{\text{output}})), \quad (22)$$

where $f(\cdot)$ is the prediction function, which is usually the MLP or LR structure. And $\sigma(\cdot)$ is a sigmoid activation $\sigma(x) = 1/(1 + \exp(-x))$, which transfers the score between 0 and 1.

Finally, for CTR prediction task, the model is trained to minimize the binary cross-entropy loss (i.e., Logloss) \mathcal{L}_{CTR} :

$$\mathcal{L}_{CTR} = -[y_i \log(\hat{y}_i) + (1 - y_i) \log(1 - \hat{y}_i)], \quad (23)$$

where y_i is the true label.

Table 1: Dataset Statistic. A.L(G) and A.L(RT) are the average lengths for the global and real-time sequence respectively.

Dataset	#Users	#Items	A.L(G)	A.L(RT)	#Sample	#Clicked
AMAP	2M+	2.5M+	332	10	4.4B	350M

3.6 Scaling Up the HeMix

HeMix enables efficient parallel training and strong scalability through the adjustment of key hyperparameters. Its model size is primarily determined by the following factors: the number of tokens N , the token dimension d_T , the hidden dimension $k \cdot d_T$ (where k is the expansion ratio), and the interaction depth L . The total number of parameters can be approximated as:

$$\#Param \approx 2kLN d_T^2. \quad (24)$$

In contrast, the HeteroMixing operation introduces only $2LN d_T d_r$ additional parameters (where $d_r \ll d_T$ is the low-rank dimension), which is significantly smaller than the above term and can thus be neglected in asymptotic analysis.

4 Experiments

4.1 Experiment Settings

4.1.1 Dataset and Environment. The offline experiments are conducted on the web-scale recommender systems, e.g., the AMAP platform, a navigation-orient location-based service (LBS) app. These data are derived from AMAP's online logs and user action records. We utilize three months of real-world online log data, with all user identifiers anonymized via cryptographic hashing to ensure privacy compliance. The overall datasets are over 4.4B records. The dataset statistics are shown in Table 1.

4.1.2 Evaluation Metrics. We adopt AUC and Logloss (LL) to evaluate model performance. A slightly higher AUC or a lower Logloss at a 0.001-level is considered statistically significant [20, 35], as even small CTR gains can translate to huge revenue increases in large-scale applications [38, 40]. The *Rela.Imp* (Relative Improvement) quantifies performance gains relative to a base model:

$$\text{Rela.Imp} = \left(\frac{\text{AUC}(\text{measure model}) - 0.5}{\text{AUC}(\text{base model}) - 0.5} - 1 \right) \times 100\%. \quad (25)$$

For robustness, each experiment is repeated four times, with averaged results reported. And significance is verified via the two-tailed unpaired t-test [18, 20], and all results satisfy the significance test: $p < 0.005$ compared to the best baseline.

4.1.3 Baselines. We compare HeMix with two types of SOTA methods: Traditional feature interaction based methods: (1) DLRM and RLDM-Large [22], (2) DCNv2[35], (3) AutoInt+ [27]. Scaling-Oriented Methods: (4) Hiformer [9], (5) MTGR [11], (6) RankMixer [45]. Meanwhile, we prepare two HeMix to verify the scalability of HeMix: HeMix-Small (~100M) and HeMix-Large (~1500M).

4.1.4 Implement Details. All experiments are conducted on a distributed cluster equipped with 100 GPUs. All model training and serving are built on TensorFlow. To guarantee a fair comparison across models, all offline experiments are trained from scratch under a cold-start setting. All offline experiments use identical hyperparameters: batch size is 256, and the learning rate is $1e-4$. The input token configuration is set as follows: The token number N is 60

Table 2: Offline effectiveness (CTR and CVR) in terms of AUC and Logloss. The model parameters are fine-tuned to around 100M. The best performance is highlighted in Bold, the second-best result is Underlined. The GFLOPs is computed by TensorFlow.

Methods	CTR				CVR				Efficiency	
	AUC↑	Rela.Imp(%)	Logloss↓	Rela.Imp(%)	AUC↑	Δ AUC	Logloss↓	Rela.Imp(%)	#Param (M)	GFLOPs
DLRM-Small	0.7312	-	0.2563	-	0.7855	-	0.1760	-	13	0.35
DLRM-Large	0.7315	0.13%	0.2558	-0.20%	0.7859	0.14%	0.1751	-0.51%	91	2.6
DCNv2	0.7320	0.35%	0.2547	-0.62%	0.7868	0.46%	0.1743	-0.97%	47	2.41
AutoInt	0.7322	0.43%	0.2545	-0.70%	0.7871	0.56%	0.1741	-1.08%	111	3.23
Hiformer	0.7326	0.61%	0.2541	-0.86%	0.7877	0.77%	0.1730	-1.70%	103	1.93
MTGR	0.7339	1.17%	0.2520	-1.68%	0.7893	1.33%	0.1713	-2.67%	79	1.49
Rankmixer-Small	0.7341	1.25%	0.2516	-1.83%	0.7894	1.37%	0.1711	-2.78%	110	2.07
Rankmixer-Large	<u>0.7357</u>	1.95%	<u>0.2492</u>	-2.77%	<u>0.7912</u>	2.14%	<u>0.1680</u>	-4.55%	1532	30.18
HeMix-Small	0.7350*	1.64%	0.2495*	-2.65%	0.7902*	1.63%	0.1696*	-3.64%	101	1.89
HeMix-Large	0.7366 *	2.34%	0.2476 *	-3.39%	0.7923 *	2.38%	0.1665 *	-5.40%	1484	27.58

and the token embedding size d_T is 256. Specifically, the number of NS tokens (i.e., N_{NS}) is 20. For the global sequence, both the fixed behavior tokens and global query tokens are set to 16. For the real-time sequence, both are set to 4. For online experiments, we adopt a warm-start strategy: the embedding tables for sparse ID features are initialized from a pre-trained model, while the dense components are randomly initialized (cold start).

4.2 Overall Comparison

To demonstrate the effectiveness of our proposed HeMix, we conduct all the experiments on the large-scale AMAP dataset. We compare our methods with the SOTA recommendation methods over two tasks: the CTR and CVR prediction tasks. Notably, for fair comparison, we compare models with similar parameter sizes around 100 million to determine which model structure performs best with the same computational cost [45]. And all the comparison performance along the efficiency metrics are shown in the Table 2. From those results. We have the following observations:

First, for the conventional DLRM architecture, merely scaling up model capacity—e.g., by increasing embedding dimensions or MLP width—yields only marginal performance gains, which hardly justify the additional computational and memory overhead. Specifically, DLRM-Large scales the model size by $7\times$ compared to DLRM, incurring a proportional $7\times$ increase in computational cost (measured in GFLOPs), yet yields only marginal improvements of +0.13% in AUC-CTR and +0.14% in AUC-CVR—demonstrating poor cost-effectiveness. In contrast, methods such as MTGR achieve superior performance with significantly lower computational demands under comparable parameter budgets.

Second, recent advances in efficient scaling, such as Hiformer, MTGR and RankMixer, not only significantly outperform traditional feature interaction-based CTR prediction models in terms of accuracy, but also achieve lower computational cost (measured in GFLOPs). Specifically, although we align all models at a comparable parameter scale (approximately 100M) through hyperparameter tuning, traditional feature interaction models (e.g., DLRM-large, DCNv2, AutoInt) yield only marginal performance gains while incurring a significant increase in computational cost—from 2.6 to 3.23 GFLOPs. This severe imbalance between compute investment and performance return indicates that scaling up model size

Table 3: Ablation study of tokenization strategy.

Variants	CTR		CVR	
	AUC	Logloss	AUC	Logloss
HeMix	0.7350	0.2495	0.7902	0.1696
w/o Fixed Query	0.7345	0.2509	0.7898	0.1702
w/o Mixed-Queries	0.7342	0.2513	0.7894	0.1707
w/o Global Sequence	0.7336	0.2512	0.7889	0.1720
w/o Real-time Sequence	0.7328	0.2521	0.7883	0.1729

alone offers poor cost-effectiveness for improving recommendation performance in practice.

Third, the proposed HeMix method consistently outperforms existing SOTA models across multiple evaluation metrics, demonstrating its effectiveness in capturing heterogeneous user intents and enabling efficient feature interaction. In terms of performance, HeMix consistently outperforms SOTA methods at comparable model scales, achieving consistent gains across CTR and CVR prediction tasks. Moreover, its computational cost is significantly lower than that of traditional CTR models and on par with current SOTA efficient-scaling architectures (e.g., RankMixer, MTGR). This validates the effectiveness of our proposed designs in heterogeneous feature tokenization and structured feature interaction.

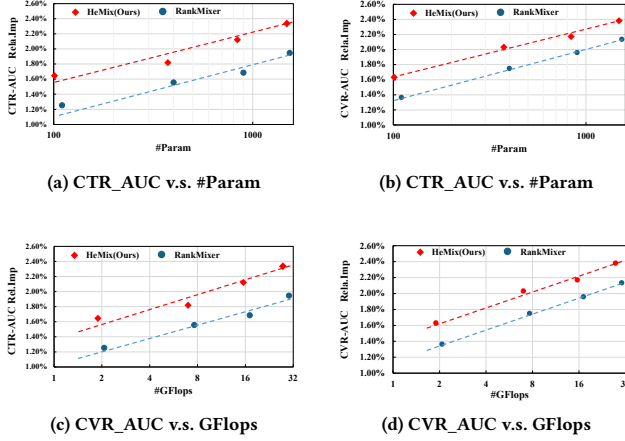
4.3 Ablation Study

To verify the effectiveness of each module in HeMix, we conduct two types of ablation experiments focusing on the sequence tokenization and feature interaction components.

Tokenization Structure Analysis. We first conduct an ablation study on the tokenization module. 1) HeMix: the full model; 2) removes the fixed query vectors $\mathbf{Q} = [\mathbf{Q}^G, \mathbf{Q}^R]$, disabling context-independent interest modeling from the sequence features; 3) w/o Mixed-Queries: disables the Mixed Hetero Attention module and replaces it with AutoSplit tokenization to maintain architectural integrity; 4) w/o Global Sequence: excludes the global behavior sequence in the input. 5) w/o Real-time Sequence: excludes the real-time sequence. And the results are shown in Figure 3. Obviously, the full model achieves the best performance, and any removal of components or inputs leads to degradation. Ablating the Fixed Query confirms the positive contribution of modeling context-independent user interests, while removing Mixed-Queries

Table 4: Ablation analysis of HeMix.

	Variants	CTR		CVR	
		AUC	Logloss	AUC	Logloss
Interaction Structure	HeteroMixer(Ours)	0.7350	0.2495	0.7902	0.1696
	RankMixer [45]	0.7345	0.2507	0.7898	0.1699
	Transformer [31]	0.7336	0.2524	0.7884	0.1720

**Figure 3: Scaling performance between CTR_AUC and CVR_AUC and the #Param/GFlops of two SOTA models. The x-axis adopts a logarithmic scale.**

validates the effectiveness of our hybrid attention mechanism for interest extraction. Notably, reducing input sequences—particularly the real-time sequence—harms performance more severely than architectural modifications, indicating that both long- and real-time behaviors are essential, with real-time sequence information exerting a stronger impact.

Interaction Structure Analysis. We compare the impact of three interaction architectures on model performance based on our tokenization structure: (1) HeteroMixer Block (ours) introduces the heterogeneous mixing structure and FFN; (2) RankMixer Block employs multi-head token mixing and per-token FFN; (3) Transformer Block uses multi-head self-attention and FFN. As shown in Table 4, our HeteroMixer Block outperforms both RankMixer and Transformer. Compared to Transformer, both HeteroMixer and RankMixer adopt a token-mixing architecture and explicitly model heterogeneous user behaviors, which accounts for their superior performance and underscores the necessity of modeling heterogeneous interaction information in recommender system scenarios. Moreover, unlike RankMixer, HeteroMixer performs fine-grained heterogeneous modeling on the mixed tokens themselves, enabling more effective joint optimization of local details and global semantics, rather than simply splitting and mixing each token as RankMixer does.

4.4 Scaling Behavior

To evaluate the scalability of HeMix, we scale the model size from approximately 100M to 1.5B parameters and compare it against

Table 5: Relative improvements in online A/B test.

Metrics	GMV	PV_CTR	UV_CVR
Rela.Imp	0.61%	2.32%	0.81%

RankMixer under matched capacity with respect to the #Params and the GFLOPs. As shown in Figure 1, HeMix consistently achieves a better trade-off between performance, model size (#Param), and computational cost (GFLOPs) across the scaling spectrum.

As model scale increases, both HeMix and RankMixer exhibit steady performance gains at a comparable rate, primarily due to their similar architectural paradigm. Nevertheless, HeMix consistently outperforms RankMixer across all model sizes. This advantage stems from two key innovations: (1) the query-mixed interest extraction structure for sequence tokenization, which explicitly disentangles long-term and short-term user intents from context-aware and context-invariant queries; and (2) a three-stage heterogeneous mixing interaction strategy in the HeteroMixing module that enables high-efficiency cross-token interaction among the local and global information. Beyond performance gains, scaling up the model also incurs a substantial increase in computational cost (i.e., GFLOPs). Consequently, a careful trade-off between model accuracy and inference efficiency must be made in practical deployment. In our production system, we therefore adopt a HeMix variant with approximately 100M parameters as the default configuration.

4.5 Online Performance

To evaluate the real-world impact of HeMix(100M parameters), we conducted a web-scale online A/B test on AMAP’s location-based service recommender system, one of the largest online systems over a billion users and containing millions of daily active users. As shown in 5, we report the relative improvements in three business metrics: 1) GMV: Gross Merchandise Value, reflecting overall transaction scale; 2) PV_CTR: Page View CTR, measuring user engagement at the impression level; 3) UV_CVR: Unique Visitor Conversion Rate, indicating the effectiveness of driving actionable outcomes.

As shown in Table 5, a one-week online A/B test demonstrates consistent and substantial improvements across key business metrics: +0.61% in GMV, +2.3% in PVCTR, and +0.81% in UVCTR. These gains, achieved on a real-world platform serving billions of users, underscore the practical efficacy and scalability of HeMix in large-scale industrial deployment.

5 Conclusion

In this paper, we introduce our latest HeMix model, which is now serving on the AMAP APP, a billion-level LBS platform. In the tokenization layer, HeMix proposes a query-mixed interest extraction structure to capture context-aware and context-invariant user interest from both global and real-time sequence behavior. In the interaction layer, HeMix designs HeteroMixing and HeteroFNN, enabling efficient cross-token information fusion and capture of token-specific local and global features. Extensive experiments have shown its remarkable performance and feasible scaling law. Most importantly, HeMix has yielded significant and consistent online gains, validating its industrial applicability and impact.

References

- [1] Josh Achiam, Steven Adler, Sandhini Agarwal, Lama Ahmad, Ilge Akkaya, Florencia Leoni Aleman, Diogo Almeida, Janko Altmenschmidt, Sam Altman, Shyamal Anadkat, et al. 2023. Gpt-4 technical report. *arXiv preprint arXiv:2303.08774* (2023).
- [2] Jean-Baptiste Alayrac, Jeff Donahue, Pauline Luc, Antoine Miech, Iain Barr, Yana Hasson, Karel Lenc, Arthur Mensch, Katherine Millican, Malcolm Reynolds, et al. 2022. Flamingo: a visual language model for few-shot learning. *Advances in neural information processing systems* 35 (2022), 23716–23736.
- [3] Jinze Bai, Shuai Bai, Yunfei Chu, Zeyu Cui, Kai Dang, Xiaodong Deng, Yang Fan, Wenbin Ge, Yu Han, Fei Huang, et al. 2023. Qwen technical report. *arXiv preprint arXiv:2309.16609* (2023).
- [4] Tom Brown, Benjamin Mann, Nick Ryder, Melanie Subbiah, Jared D Kaplan, Prafulla Dhariwal, Arvind Neelakantan, Pranav Shyam, Girish Sastry, Amanda Askell, et al. 2020. Language models are few-shot learners. *Advances in neural information processing systems* 33 (2020), 1877–1901.
- [5] Zheng Chai, Qin Ren, Xijun Xiao, Huizhi Yang, Bo Han, Sijun Zhang, Di Chen, Hui Lu, Wenlin Zhao, Lele Yu, et al. 2025. Longer: Scaling up long sequence modeling in industrial recommenders. In *Proceedings of the Nineteenth ACM Conference on Recommender Systems*. 247–256.
- [6] Zekai Chen, Fangtian Zhong, Zhumin Chen, Xiao Zhang, Robert Pless, and Xiuzhen Cheng. 2021. DCAP: Deep Cross Attentional Product Network for User Response Prediction. In *Proceedings of the 30th ACM International Conference on Information & Knowledge Management*. 221–230.
- [7] Heng-Tze Cheng, Levent Koc, Jeremiah Harmsen, Tal Shaked, Tushar Chandra, Hrishikesh Aradhye, Glen Anderson, Greg Corrado, Wei Chai, Mustafa Ispir, et al. 2016. Wide & deep learning for recommender systems. In *Proceedings of the 1st workshop on deep learning for recommender systems*. 7–10.
- [8] Weiyu Cheng, Yanyan Shen, and Linpeng Huang. 2020. Adaptive factorization network: Learning adaptive-order feature interactions. In *Proceedings of the AAAI Conference on Artificial Intelligence*. 3609–3616.
- [9] Huan Gui, Ruoxi Wang, Ke Yin, Long Jin, Maciej Kula, Taibai Xu, Lichan Hong, and Ed H Chi. 2023. Hiformer: Heterogeneous feature interactions learning with transformers for recommender systems. *arXiv preprint arXiv:2311.05884* (2023).
- [10] Huifeng Guo, Ruiming Tang, Yunming Ye, Zhenguo Li, and Xiuqiang He. 2017. DeepFM: a factorization-machine based neural network for CTR prediction. In *Proceedings of the 26th International Joint Conference on Artificial Intelligence*.
- [11] Ruidong Han, Bin Yin, Shangyu Chen, He Jiang, Fei Jiang, Xiang Li, Chi Ma, Mincong Huang, Xiaoguang Li, Chunzhen Jing, et al. 2025. Mtgr: Industrial-scale generative recommendation framework in meituan. In *Proceedings of the 34th ACM International Conference on Information and Knowledge Management*. 5731–5738.
- [12] Kaiming He, Xiangyu Zhang, Shaoqing Ren, and Jian Sun. 2016. Deep residual learning for image recognition. In *Proceedings of the IEEE conference on computer vision and pattern recognition*. 770–778.
- [13] Tom Henighan, Jared Kaplan, Mor Katz, Mark Chen, Christopher Hesse, Jacob Jackson, Heewoo Jun, Tom B Brown, Prafulla Dhariwal, Scott Gray, et al. 2020. Scaling laws for autoregressive generative modeling. *arXiv preprint arXiv:2010.14701* (2020).
- [14] Jordan Hoffmann, Sebastian Borgeaud, Arthur Mensch, Elena Buchatskaya, Trevor Cai, Eliza Rutherford, Diego de Las Casas, Lisa Anne Hendricks, Johannes Welbl, Aidan Clark, et al. 2022. Training compute-optimal large language models. *arXiv preprint arXiv:2203.15556* (2022).
- [15] Yunwen Huang, Shiyong Hong, Xijun Xiao, Jinjia Jin, Xuanyuan Luo, Zhe Wang, Zheng Chai, Shikang Wu, Yuchao Zheng, and Jingjian Lin. 2026. HyFormer: Revisiting the Roles of Sequence Modeling and Feature Interaction in CTR Prediction. *arXiv preprint arXiv:2601.12681* (2026).
- [16] Jared Kaplan, Sam McCandlish, Tom Henighan, Tom B Brown, Benjamin Chess, Rewon Child, Scott Gray, Alec Radford, Jeffrey Wu, and Dario Amodei. 2020. Scaling laws for neural language models. *arXiv preprint arXiv:2001.08361* (2020).
- [17] Junnan Li, Dongxu Li, Silvio Savarese, and Steven Hoi. 2023. BliP-2: Bootstrapping language-image pre-training with frozen image encoders and large language models. In *International conference on machine learning*. PMLR, 19730–19742.
- [18] Xiangyang Li, Bo Chen, Lu Hou, and Ruiming Tang. 2023. Ctrl: Connect collaborative and language model for ctr prediction. *ACM Transactions on Recommender Systems* (2023).
- [19] Jianxun Lian, Xiaohuan Zhou, Fuzheng Zhang, Zhongxia Chen, Xing Xie, and Guangzhong Sun. 2018. xdeepfm: Combining explicit and implicit feature interactions for recommender systems. In *Proceedings of the 24th ACM SIGKDD International Conference on Knowledge Discovery & Data Mining*. 1754–1763.
- [20] Bin Liu, Ruiming Tang, Yingzhi Chen, Jinkai Yu, Huifeng Guo, and Yuzhou Zhang. 2019. Feature generation by convolutional neural network for click-through rate prediction. In *The World Wide Web Conference*. 1119–1129.
- [21] Kelong Mao, Jieming Zhu, Liangcai Su, Guohao Cai, Yuru Li, and Zhenhua Dong. 2023. FinalMLP: an enhanced two-stream MLP model for CTR prediction. In *Proceedings of the AAAI conference on artificial intelligence*. 4552–4560.
- [22] Maxim Naumov, Dheevatsa Mudigere, Hao-Jun Michael Shi, Jianyu Huang, Narayanan Sundaraman, Jongsoo Park, Xiaodong Wang, Udit Gupta, Carole-Jean Wu, Allison G Azzolini, et al. 2019. Deep learning recommendation model for personalization and recommendation systems. *arXiv preprint arXiv:1906.00091* (2019).
- [23] Yanru Qu, Bohui Fang, Weinan Zhang, Ruiming Tang, Minzhe Niu, Huifeng Guo, Yong Yu, and Xiuqiang He. 2018. Product-based neural networks for user response prediction over multi-field categorical data. *ACM Transactions on Information Systems (TOIS)* 37, 1 (2018), 1–35.
- [24] Alec Radford, Jong Wook Kim, et al. 2021. Learning transferable visual models from natural language supervision. In *International conference on machine learning*. PMLR, 8748–8763.
- [25] Alec Radford, Jong Wook Kim, Chris Hallacy, Aditya Ramesh, Gabriel Goh, Sandhini Agarwal, Girish Sastry, Amanda Askell, Pamela Mishkin, Jack Clark, et al. 2021. Learning transferable visual models from natural language supervision. In *International conference on machine learning*. PMLR, 8748–8763.
- [26] Steffen Rendle. 2012. Factorization machines with libfm. *ACM Transactions on Intelligent Systems and Technology (TIST)* 3, 3 (2012), 1–22.
- [27] Weiping Song, Chence Shi, Zhiping Xiao, Zhijian Duan, Yewen Xu, Ming Zhang, and Jian Tang. 2019. AutoInt: Automatic feature interaction learning via self-attentive neural networks. In *Proceedings of the 28th ACM International Conference on Information and Knowledge Management*. 1161–1170.
- [28] Yang Sun, Junwei Pan, Alex Zhang, and Aaron Flores. 2021. Fm2: Field-matrixed factorization machines for recommender systems. In *Proceedings of the Web Conference 2021*. 2828–2837.
- [29] Yi Tay, Shuai Zhang, Anh Tuan Luu, Siu Cheung Hui, Lina Yao, and Tran Dang Quang Vinh. 2019. Holographic factorization machines for recommendation. In *Proceedings of the AAAI conference on artificial intelligence*. 5143–5150.
- [30] Hugo Touvron, Matthieu Cord, Matthijs Douze, Francisco Massa, Alexandre Sablayrolles, and Hervé Jégou. 2021. Training data-efficient image transformers & distillation through attention. In *International conference on machine learning*. PMLR, 10347–10357.
- [31] Ashish Vaswani, Noam Shazeer, Niki Parmar, Jakob Uszkoreit, Llion Jones, Aidan N Gomez, Łukasz Kaiser, and Illia Polosukhin. 2017. Attention is all you need. In *Advances in neural information processing systems*. 5998–6008.
- [32] Fangye Wang, Hansu Gu, Dongsheng Li, Tun Lu, Peng Zhang, and Ning Gu. 2023. Towards deeper, lighter and interpretable cross network for ctr prediction. In *Proceedings of the 32nd ACM international conference on information and knowledge management*. 2523–2533.
- [33] Fangye Wang, Yingxu Wang, Dongsheng Li, Hansu Gu, Tun Lu, Peng Zhang, and Ning Gu. 2022. Enhancing CTR prediction with context-aware feature representation learning. In *Proceedings of the 45th International ACM SIGIR Conference on Research and Development in Information Retrieval*. 343–352.
- [34] Ruoxi Wang, Bin Fu, Gang Fu, and Mingliang Wang. 2017. Deep & cross network for ad click predictions. In *Proceedings of the ADKDD'17*. 1–7.
- [35] Ruoxi Wang, Rakesh Shivanna, Derek Cheng, Sagar Jain, Dong Lin, Lichan Hong, and Ed Chi. 2021. Dcn v2: Improved deep & cross network and practical lessons for web-scale learning to rank systems. In *Proceedings of the web conference 2021*. 1785–1797.
- [36] Zhiqiang Wang, Qingyun She, and Junlin Zhang. 2021. Masknet: Introducing feature-wise multiplication to CTR ranking models by instance-guided mask. *arXiv preprint arXiv:2102.07619* (2021).
- [37] Jun Xiao, Hao Ye, Xiangnan He, Hanwang Zhang, Fei Wu, and Tat-Seng Chua. 2017. Attentional Factorization Machines: Learning the Weight of Feature Interactions via Attention Networks. In *IJCAI*.
- [38] Bencheng Yan, Yuejie Lei, Zhiyuan Zeng, Di Wang, Kaiyi Lin, Pengjie Wang, Jian Xu, and Bo Zheng. 2025. From Scaling to Structured Expressivity: Rethinking Transformers for CTR Prediction. *arXiv preprint arXiv:2511.12081* (2025).
- [39] Jiaqi Zhai, Lucy Liao, Xing Liu, Yueming Wang, Rui Li, Xuan Cao, Leon Gao, Zhaojie Gong, Fangda Gu, Michael He, et al. 2024. Actions speak louder than words: Trillion-parameter sequential transducers for generative recommendations. *arXiv preprint arXiv:2402.17152* (2024).
- [40] Buyun Zhang, Liang Luo, Yuxin Chen, Jade Nie, Xi Liu, Daifeng Guo, Yanli Zhao, Shen Li, Yuchen Hao, Yantao Yao, et al. 2024. Wukong: Towards a scaling law for large-scale recommendation. *arXiv preprint arXiv:2403.02545* (2024).
- [41] Gaowei Zhang, Yupeng Hou, Hongyu Lu, Yu Chen, Wayne Xin Zhao, and Ji-Rong Wen. 2024. Scaling law of large sequential recommendation models. In *Proceedings of the 18th ACM Conference on Recommender Systems*. 444–453.
- [42] Zhaohui Zhang, Haolei Pei, Jun Guo, Tianyu Wang, Yufei Feng, Hui Sun, Shaowei Liu, and Aixin Sun. 2025. OneTrans: Unified Feature Interaction and Sequence Modeling with One Transformer in Industrial Recommender. *arXiv preprint arXiv:2510.26104* (2025).
- [43] Guorui Zhou, Na Mou, Ying Fan, Qi Pi, Weijie Bian, Chang Zhou, Xiaoqiang Zhu, and Kun Gai. 2019. Deep interest evolution network for click-through rate prediction. In *Proceedings of the AAAI conference on artificial intelligence*, Vol. 33. 5941–5948.
- [44] Guorui Zhou, Xiaoqiang Zhu, Chenru Song, Ying Fan, Han Zhu, Xiao Ma, Yanghui Yan, Junqi Jin, Han Li, and Kun Gai. 2018. Deep interest network for click-through

- rate prediction. In *Proceedings of the 24th ACM SIGKDD international conference on knowledge discovery & data mining*. 1059–1068.
- [45] Jie Zhu, Zhifang Fan, Xiaoxie Zhu, Yuchen Jiang, Hangyu Wang, Xintian Han, Haoran Ding, Xinmin Wang, Wenlin Zhao, Zhen Gong, et al. 2025. Rankmixer: Scaling up ranking models in industrial recommenders. In *Proceedings of the 34th ACM International Conference on Information and Knowledge Management*. 6309–6316.
- [46] Jieming Zhu, Qinglin Jia, Guohao Cai, Quanyu Dai, Jingjie Li, Zhenhua Dong, Ruiming Tang, and Rui Zhang. 2023. Final: Factorized interaction layer for ctr prediction. In *Proceedings of the 46th International ACM SIGIR conference on research and development in information retrieval*. 2006–2010.