

FLYAOC: Evaluating Agentic Ontology Curation of *Drosophila* Scientific Knowledge Bases

Xingjian Zhang
jimmyzsj@umich.edu
University of Michigan
Ann Arbor, Michigan, USA

Sophia Moylan
smoylan2@illinois.edu
University of Illinois
Urbana-Champaign
Champaign, Illinois, USA

Ziyang Xiong
xziyang@berkeley.edu
University of California, Berkeley
Berkeley, California, USA

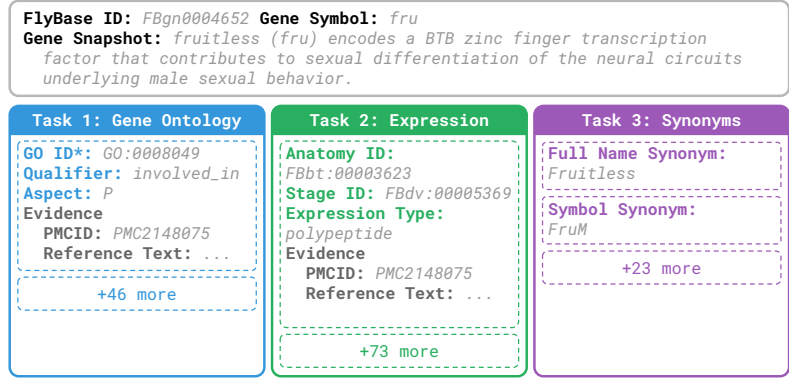
Qiaozhu Mei
qmei@umich.edu
University of Michigan
Ann Arbor, Michigan, USA

Yichen Luo
yichenl@uw.edu
University of Washington
Seattle, Washington, USA

Jiaqi W. Ma
jiaqima@illinois.edu
University of Illinois
Urbana-Champaign
Champaign, Illinois, USA



(a) Task overview and annotation distribution.



(b) Example ground truth for gene *fruitless* (*fru*).

Figure 1: FLYAOC overview. Agents receive a gene symbol and access to 16,898 full-text papers to produce structured annotations for *Drosophila melanogaster* (fruit fly) genes. This procedure mirrors human curator workflow. (a) Three tasks: *what does the gene do?* (**GENE ONTOLOGY**), *where and when is it expressed?* (**EXPRESSION**), and *what other names has it had?* (**SYNONYMS**). Tasks 1–2 require outputs grounded in controlled vocabularies (CV); Task 3 uses free text (FT). (b) Example for gene *fruitless*; badges indicate additional annotations beyond those shown.

Abstract

Scientific knowledge bases accelerate discovery by curating findings from primary literature into structured, queryable formats for both human researchers and emerging AI systems. Maintaining these resources requires expert curators to search relevant papers, reconcile evidence across documents, and produce ontology-grounded annotations—a workflow that existing benchmarks, focused on isolated subtasks like named entity recognition or relation extraction, do not capture. We present FLYAOC to evaluate AI agents on end-to-end agentic ontology curation from scientific literature. Given only a gene symbol, agents must search and read from a corpus of 16,898 full-text papers to produce structured annotations: Gene Ontology terms describing function, expression patterns, and historical synonyms linking decades of nomenclature. The benchmark includes 7,397 expert-curated annotations across 100 genes drawn

from FlyBase, the *Drosophila* (fruit fly) knowledge base. We evaluate four baseline agent architectures: memorization, fixed pipeline, single-agent, and multi-agent. We find that architectural choices significantly impact performance, with multi-agent designs outperforming simpler alternatives, yet scaling backbone models yields diminishing returns. All baselines leave substantial room for improvement. Our analysis surfaces several findings to guide future development; for example, agents primarily use retrieval to confirm parametric knowledge rather than discover new information. We hope FLYAOC will drive progress on retrieval-augmented scientific reasoning—a capability with broad applications across scientific domains.¹

Keywords

Benchmark, Knowledge Base Curation, LLM Agents, Retrieval-Augmented Generation, Multi-Agent Systems, Bioinformatics

ACM Reference Format:

Xingjian Zhang, Sophia Moylan, Ziyang Xiong, Qiaozhu Mei, Yichen Luo, and Jiaqi W. Ma. 2026. FLYAOC: Evaluating Agentic Ontology Curation of *Drosophila* Scientific Knowledge Bases. In *KDD '26: Proceedings of the 32nd ACM SIGKDD Conference on Knowledge Discovery and Data Mining, August 2–6, 2026, Toronto, Canada*. ACM, New York, NY, USA, 11 pages.

1 Introduction

Scientific knowledge bases are a foundational resource for many areas of modern research. Databases in biology [1, 17, 32, 33], chemistry [13], and materials science [15] organize decades of findings into structured, queryable formats, accelerating scientific discovery across disciplines. Beyond supporting human researchers, these resources increasingly benefit AI systems: retrieval-augmented approaches that ground language model outputs in curated knowledge reduce hallucinations, improve factual accuracy, and enable efficient access to domain knowledge without reprocessing primary literature [20, 22].

These widely used, high-impact resources are mainly produced through hybrid manual–automatic curation pipelines: in Gene Ontology, expert curators systematically review primary literature to extract structured annotations, while automated tools assist by performing tasks such as named-entity recognition, relation extraction, and ontology term normalization [8]. However, the rapidly expanding scientific literature exceeds the practical limits of manual curation; for instance, the time required for careful paper-by-paper analysis has historically restricted curators at major model organism databases—including TAIR and FlyBase [17, 33]—to only a small portion of the available evidence [19, 23]. As a result, databases increasingly rely on automated pipelines to supplement manual curation [10, 32].

Large language models (LLMs) offer a promising path toward automating aspects of curation and literature review [3, 30]. However, assessing whether these capabilities translate to real-world curation tasks remains challenging due to the lack of benchmarks evaluating LLMs on ontology-grounded curation tasks. Existing curation benchmarks typically focus on isolated skills—named entity recognition, relation extraction, or question answering over pre-selected passages [34]. These evaluations, while valuable, do not capture the end-to-end workflow that curators actually perform: given a topic of interest, find relevant papers from a large corpus, read and comprehend full-text articles, and produce structured annotations grounded in domain ontologies.

We introduce **FLYAOC**, a benchmark for agentic ontology curation based on FlyBase [33]. Unlike prior work that provides curated text spans for extraction [34], FLYAOC presents agents with only a gene symbol and access to a corpus of 16,898 full-text scientific papers. The agent must autonomously navigate this literature to produce structured annotations—mirroring the realistic setting in which curation tools would be deployed. While directly targeting **knowledge base curation**, FLYAOC also evaluates agents' capability for **in-depth literature search and synthesis** in a specialized scientific domain—capabilities central to many AI-for-science applications.

FLYAOC focuses on the *Drosophila melanogaster* (fruit fly) domain, chosen for its century of genetic research and gold-standard

curated knowledge base (FlyBase [33]). The benchmark methodology transfers to any organism database—or indeed any scientific domain—with curated annotations and accessible literature; *Drosophila* provides an ideal test bed due to its annotation quality and literature scale. We define three complementary curation tasks—extracting gene functions, expression patterns, and historical synonyms—that together characterize a gene's biological identity and exercise different retrieval and synthesis capabilities.

We evaluate four baseline agent architectures representing different points in the design space: a *Memorization* baseline using only parametric knowledge stored in LLMs, a fixed *Pipeline* with parallel document processing, and two autonomous agents (*Single-Agent* and *Multi-Agent*) with iterative tool use. Our experiments reveal that architectural choices significantly impact performance, with the Multi-Agent approach outperforming simpler alternatives at equivalent retrieval budgets—though all baselines leave substantial room for improvement. These results suggest that for literature-based curation, careful architectural design may matter as much as model capability—a finding we explore in detail in Section 5.

FLYAOC offers several properties that distinguish it from prior benchmarks:

- **Agent-oriented:** The benchmark evaluates end-to-end curation and in-depth literature search, from retrieval through structured output, rather than isolated NLP components.
- **Large-scale:** With 16,898 full-text papers totaling over 140 million words, FLYAOC enables evaluation of retrieval and prioritization capabilities that smaller corpora cannot test.
- **Corpus-grounded:** Not all expert annotations are derivable from our corpus. We identify which ones are, enabling fair evaluation focused on what agents could plausibly extract from the provided literature.
- **Extensible:** We release the complete corpus, evaluation framework, and baseline implementations to support development of improved methods.

We hope FLYAOC will drive progress on agentic scientific reasoning—a capability with broad applications beyond gene curation to literature review, evidence synthesis, and knowledge base maintenance across scientific domains.

2 Related Work

2.1 Agent Benchmarks and Scientific Literature

Recent benchmarks have established rigorous evaluation for AI agents across domains: SWE-bench tests autonomous software engineering over real GitHub issues [16], while WebArena evaluates web navigation through realistic browser tasks [37]. These benchmarks share a design philosophy: agents receive high-level goals and must autonomously execute multi-step workflows, with evaluation against ground-truth outcomes rather than intermediate steps. FLYAOC applies this paradigm to scientific literature—agents receive a gene symbol and must navigate a large corpus to produce structured annotations, evaluated against expert-curated ground truth.

Scientific literature presents distinct challenges. Unlike web tasks with observable state or code with executable tests, extracting knowledge from papers requires comprehending dense technical prose, synthesizing information across documents, and grounding

outputs in domain ontologies. Deep research agents such as OpenAI Deep Research, Gemini Deep Research, and Perplexity Deep Research have begun addressing these challenges in user-facing products [12, 27, 31], retrieving and synthesizing information from hundreds of online sources into consolidated reports.

Several benchmarks evaluate such systems on question answering (HLE [28], GAIA [25]) or report generation (DeepResearch Bench [9], ReportBench [21]). These tasks require finding an answer or producing a coherent report—success is measured by accuracy or quality on individual queries. FLyAOC evaluates a fundamentally different capability: *exhaustive knowledge synthesis*. Given a gene, agents must find and aggregate *all* relevant annotations across dozens of papers, producing a comprehensive structured record rather than answering a single question. This demands high recall—surfacing every relevant fact—rather than single-answer accuracy. Ontology-grounded outputs make evaluation tractable: predictions can be precisely scored against expert-curated ground truth, in contrast to free-text reports where completeness is hard to measure. Recent agentic frameworks that do adopt ontology-grounded extraction, such as STRUCTSENSE [6], evaluate performance on single documents or individual artifacts. FLyAOC, by contrast, evaluates corpus-scale synthesis.

2.2 Biomedical Information Extraction

A long line of work has developed systems for extracting structured biological knowledge from literature. Early approaches used pattern matching [26] and supervised learning for entity disambiguation [14]. Subsequent work expanded supervised learning for text extraction [11], explored merging document- and topic-level prediction [18], and developed sophisticated rule-based relation extraction systems [29]. More recently, LLM-based systems such as SPIRES apply zero-shot extraction to organize text according to ontology schemas [5], and tools like CurateGPT combine LLMs with retrieval and ontology search to assist human curators [4].

Despite these advances, rigorous evaluation remains limited. Existing biomedical benchmarks emphasize isolated component-level tasks—entity recognition, term normalization, or relation extraction—evaluated independently rather than as part of integrated workflows. BC4GO, for instance, frames Gene Ontology curation as identifying GO terms within 200 pre-selected articles [34]; CRAFT provides rich annotations over 97 full-text documents [2]. GOTA evaluates Gene Ontology (GO) term assignment from biomedical literature using a benchmark of 15,000 annotated publications [18]. Each benchmark enables valuable component evaluation but cannot test end-to-end agent capabilities: they do not evaluate whether systems can autonomously navigate from a high-level query to structured output.

FLyAOC addresses these gaps. It evaluates end-to-end agent workflows over 16,898 full-text papers, requiring retrieval, extraction, and synthesis—not component-level prediction on pre-selected documents. The scale enables evaluation of prioritization and context management that smaller corpora cannot test.

3 Benchmark Tasks

In this section, we introduce the general workflow of the proposed FLyAOC, including the input information available to the agent, the

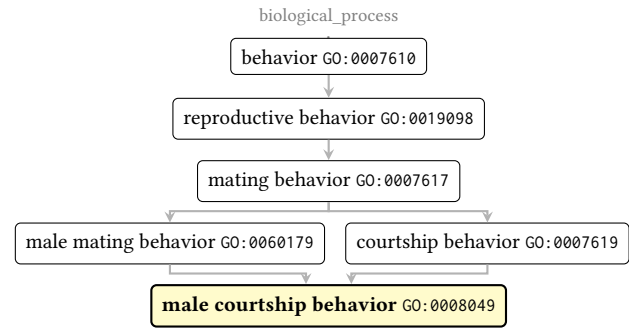


Figure 2: Gene Ontology terms form a directed acyclic graph. The highlighted term inherits from two parents.

output tasks required for the agent, and the evaluation metrics for each task.

3.1 Task Inputs and Available Resources

We adopt a gene-centric formulation: given a gene, synthesize relevant annotations from the literature. This reflects how researchers commonly query biological databases and how interfaces like FlyBase gene pages are organized [24]. It complements the paper-centric workflow of human professional curators, who typically triage new publications and extract annotations for all genes mentioned.

For each gene in the benchmark, agents receive a gene name, a concise description of the gene, access to a corpus of full-text papers, and access to ontology files (Figure 1b). The gene name identifies the target gene. The description, called a Gene Snapshot in FlyBase, is a brief expert-written summary of the gene’s biological role; it provides context without revealing specific annotations. The corpus contains full-text papers associated with genes in the benchmark (Section 4). The ontology files allow agents to search and validate terms from controlled vocabularies (Gene Ontology, FlyBase Anatomy, and Developmental Stage ontologies), which is essential for producing structured annotations in the output tasks.

3.2 Task Outputs

Agents produce three types of structured annotations for each gene (Figure 1a). Task 1 asks *what does the gene do?*, requiring Gene Ontology terms. Task 2 asks *where and when is it expressed?*, requiring anatomy and developmental stage terms. Task 3 asks *what other names has it been called?*, requiring synonyms. Together, these tasks represent common queries that geneticists have about genes.

The tasks are challenging: each gene has on average 36 GO annotations, 13 expression patterns, and 24 synonyms spread across multiple papers, requiring agents to retrieve, extract, and aggregate rather than find a single answer. Synonyms add further complexity—agents need to discover historical names and potentially use them to find additional relevant literature. We also require agents to **rank their predictions by confidence**, enabling curators to prioritize verification of the most promising candidates.

Task 1: GENE ONTOLOGY. Task 1 requires Gene Ontology (GO) term identifiers (e.g., GO:0007399) describing the gene’s biological

roles. GO is the universal standard for describing gene function, organizing terms into three aspects: Biological Process, Molecular Function, and Cellular Component [1]. GO terms form a directed acyclic graph where child terms are more specific than parents (Figure 2), enabling partial-credit evaluation via semantic similarity (Section 3.3). The benchmark includes 3,621 GO annotations across 100 genes, spanning 1,228 unique terms.

Missing-Term Setting of Task 1. We define a missing-term setting for Task 1 to evaluate how agents handle concepts that lack ontology support. This simulates a realistic scenario in curation workflows: new biological findings often appear in the literature before being formalized as ontology terms. We hide 120 GO terms that are leaf nodes in the ontology graph and appear in only one paper in our corpus—serving as a proxy for novel concepts not yet formalized in the ontology—affecting 17% of unique corpus-grounded GO terms.

Task 2: EXPRESSION. Task 2 requires (anatomy term, developmental stage) tuples describing where and when the gene is expressed. Annotations use two organism-specific controlled vocabularies: the FlyBase Anatomy Ontology for body structures and the Developmental Ontology for life stages. Like GO, the anatomy ontology is hierarchical, enabling semantic similarity scoring. The benchmark includes 1,331 expression annotations across 100 genes, referencing 465 unique anatomy terms and 69 developmental stages.

Task 3: SYNONYMS. Task 3 requires alternative names by which the gene has been known. Historical *Drosophila* research spans over a century, during which genes were often independently discovered and named by different laboratories—*Notch*, for example, has accumulated synonyms including *N*, *notch-1*, *Ax*, and *fa*. Synonyms include both full descriptive names and abbreviated symbols. The benchmark includes 2,445 synonyms across 100 genes.

Note. Our baseline agents produce outputs of all three tasks in a single run. This design saves shared input tokens such as paper content. However, our benchmark does not force agents to follow this approach—new methods in the future could in principle tackle tasks separately.

3.3 Evaluation Metrics

We evaluate agents using $\text{recall}@k$: agents rank predictions by confidence, and we measure what fraction of ground-truth annotations appear in the top k . This mirrors the practical setting where a curator reviews a bounded set of suggestions, and prevents degenerate strategies that enumerate the entire ontology. We use recall rather than precision because ground-truth annotations in biological databases are known to be incomplete—not all correct annotations have been curated, so a prediction absent from the ground truth is not necessarily wrong, making precision less reliable.

We report performance on the **corpus-grounded subset**: annotations whose source publications appear in our corpus. Not all ground-truth annotations can be derived from our literature corpus—many source papers lack publicly available full text, and curated knowledge bases also draw on unpublished experiments and curator expertise (Section 4). Evaluating agents against unreachable annotations would conflate extraction ability with corpus coverage. The corpus-grounded subset isolates the capabilities we

aim to measure—retrieval and extraction—from the separate question of corpus completeness. Full-reference recall and secondary metrics (precision, F1) are provided in Appendix E.

GENE ONTOLOGY and EXPRESSION: Semantic recall. We relax $\text{recall}@k$ for the first two tasks to award partial credit for ontologically related predictions; we call this **semantic recall@k**. Exact matching is too strict—predicting “system development” when the ground truth is “nervous system development” should earn partial credit rather than scoring zero. We compute similarity using Wang semantic similarity [35], a standard measure in computational biology that quantifies how closely two terms are related through their shared ancestors in the ontology DAG. For a gene i with ground-truth annotations GT_i and top- k predictions $\text{Pred}_{i,1:k}$, the semantic recall@k is:

$$\text{Recall}_i@k = \frac{\sum_{g \in \text{GT}_i} \max_{p \in \text{Pred}_{i,1:k}} \text{sim}(g, p)}{|\text{GT}_i|}$$

where $\text{sim}(g, p) \in [0, 1]$ is the Wang similarity—equal to 1 for exact matches and decreasing with ontological distance. For Task 1, similarity is computed over the GO DAG. For Task 2, similarity is computed over the FlyBase Anatomy hierarchy. Task 2 also requires developmental stages, but anatomy is the primary component—where the gene is expressed matters more than when. We report stage matching separately in Appendix E.

SYNONYMS: Exact recall. For task 3, no ontology structure exists, so we use standard $\text{recall}@k$ with case-insensitive exact matching. Case-insensitivity accommodates variations in capitalization across historical literature.

Aggregation. To aggregate across the 100 benchmark genes, we report **micro-averaged** recall as the primary metric:

$$\frac{\sum_i \text{numerator}_i}{\sum_i |\text{GT}_i|}$$

where each annotation contributes equally regardless of which gene it belongs to. This weights well-studied genes with many annotations proportionally more, reflecting that these are precisely the cases where automated curation would save the most effort. We additionally report **macro-averaged** recall:

$$\frac{1}{N} \sum_i \text{Recall}_i@k$$

which gives equal weight per gene, in Appendix E to verify that conclusions are consistent across these two metrics.

Choice of k . We set k at approximately twice the mean corpus-grounded annotations per gene for each task (Table 1). This provides agents headroom to surface annotations beyond the average while keeping the reviewed set tractable for curators.

Table 1: Ground-truth annotation counts and choice of k .

Task	Grounded / Total	%	Mean/gene	k
GENE ONTOLOGY	1,046 / 3,621	28.9	10.5	20
EXPRESSION	492 / 1,331	37.0	4.9	10
SYNONYMS	890 / 2,445	36.4	8.9	20

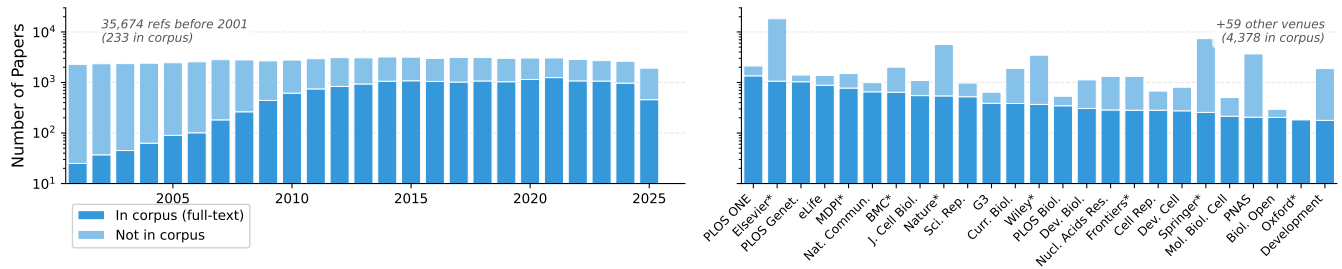


Figure 3: Corpus composition by publication year (left) and venue (right). Darker bars: papers in our corpus; lighter bars: FlyBase references without open-access full text. *Publisher aggregates combining multiple journals.

4 Dataset Construction

This section describes the construction of FLYAOC: how we select benchmark genes, assemble the literature corpus, and establish ground-truth annotations.

4.1 Gene Selection

We select 100 benchmark genes from FlyBase through a three-stage filter designed to ensure rich annotations and extractable ground truth. FlyBase catalogs approximately 17,000 protein-coding genes, but annotation depth varies considerably; our filter identifies genes with sustained research interest and sufficient corpus-grounded annotations for evaluation.

Stage 1: Research interest. We select genes with *Gene Snapshots*—expert-written summaries indicating sustained research attention—yielding approximately 4,000 candidates.

Stage 2: Literature availability. We retain genes with at least 10 full-text papers in our corpus, reducing to 3,446 genes.

Stage 3: Corpus-grounded annotations. We require at least one corpus-grounded annotation for *both* Task 1 (GENE ONTOLOGY) and Task 2 (EXPRESSION), ensuring that every benchmark gene has ground truth an agent could potentially extract. This yields 314 genes. From these, we rank by the minimum corpus-grounded count across tasks—favoring balanced coverage over genes dominated by a single task—and select the top 100.

4.2 Literature Corpus

The corpus comprises 16,898 full-text scientific papers retrieved from PubMed Central (PMC) via the BioC-PMC API [7]. Unlike benchmarks that use only abstracts, we provide complete structured text including introduction, methods, results, and discussion sections—totaling over 140 million words (Appendix A).

We collect all publications referenced by FlyBase—over 105,000 in total—and retrieve full text for those available as open access in PubMed Central (Figure 3). For publications after 2000, our corpus captures approximately 24% of FlyBase-referenced papers (16,665 of 69,404), with open-access journals well represented and paywalled venues underrepresented. The corpus therefore does not cover all literature a human curator could access. However, programmatic access to paywalled content is generally unavailable, so this constraint reflects the realistic deployment setting for automated curation. The 24% figure also includes decades of pre-digital

publications; for recent literature (post-2015), where automated curation is most needed, coverage reaches 30–40%.

4.3 Ground Truth and Corpus Grounding

Ground-truth annotations are drawn from FlyBase, maintained continuously since 1992 by professional curators who read primary literature and record structured information following controlled vocabularies and ontologies. We extract three types of annotations corresponding to the tasks defined in Section 3.

We trace each annotation to its source publication to determine whether it can be derived from our corpus. FlyBase records provenance for each annotation, enabling this analysis. Not all annotations are corpus-grounded: some originate from publications not available in PubMed Central (paywalled journals, older print-only articles), while others are computationally inferred—for instance, GO annotations with evidence code IBA (Inferred from Biological Ancestry) are transferred from homologous genes in other species rather than extracted from *Drosophila* literature. Of the 3,621 GENE ONTOLOGY annotations, 28.9% are corpus-grounded; of the 1,331 EXPRESSION annotations, 37.0% are; of the 2,445 SYNONYMS annotations, 36.4% are. As described in Section 3.3, we primarily evaluate against the corpus-grounded subset to isolate retrieval and extraction capability from corpus coverage.

5 Experiments

We evaluate four baseline agent architectures on FLYAOC, representing different points in the design space from pure memorization to autonomous tool use. All retrieval-based methods share the same underlying tools and language models, isolating architectural differences as the primary experimental variable. We report corpus-grounded semantic recall@*k* as the primary metric (Section 3.3).

5.1 Baseline Agent Architectures

Shared Tools. The four baseline agents share a common set of tools²: *literature tools* for corpus search and retrieval (BM25), *ontology tools* for searching GO/anatomy/stage IDs, and a *validation tool* for schema checking.

Baseline Agent Architectures. The four baseline architectures differ in how they orchestrate the tools and manage context:

²The raw corpus and ontology files are included in our benchmark. Researchers can develop custom tools for new agents.

- **Memorization.** This agent architecture serves as a sanity-check baseline: it relies entirely on the parametric knowledge encoded in the LLM’s parameters, without retrieving the literature corpus. Apart from the lack of retrieval, this agent share the same design as the Single-Agent detailed below. In particular, the agent can still use ontology tools to resolve its parametric knowledge to valid IDs. This baseline establishes what fraction of annotations an LLM can produce without any retrieval.
- **Pipeline.** This agent architecture consists of a fixed five-stage workflow representing conventional NLP framework: (1) search for papers mentioning the gene, (2) retrieve full text of the top- k papers, (3) extract natural language descriptions in a single LLM call for each paper, (4) batch-resolve descriptions to ontology IDs, and (5) compile the output. The agent cannot adapt based on intermediate results: if batch resolution maps a description to an incorrect term, there is no feedback loop for correction. If a synonym is found, it has no ability to expand its search scope to include more annotations.
- **Single-Agent.** This agent architecture has a single LLM iteratively deciding which tools to call and enabling dynamic adaptation—reformulating queries when results seem insufficient, or refining ontology searches until finding the correct term. This design largely follows the ReAct framework [36]. A limitation of this baseline is that all retrieved paper content accumulates in a single context window, which may degrade the agent performance as the context grows.
- **Multi-Agent.** To bound context growth, the Multi-Agent architecture is designed to have an *orchestrator* that delegates the paper reading tasks to specialized *subagents*. The orchestrator never sees raw paper text—only results extracted by the subagents—so its context stays manageable with respect to the number of papers retrieved. This architectural choice incurs coordination overhead but enables scaling to larger retrieval budgets. Additionally, this architecture leads to lower token costs compared to Single-Agent.

We refer to Pipeline, Single-Agent, and Multi-Agent collectively as *retrieval-based methods* since they are allowed to retrieve the literature corpus. Memorization serves as a non-retrieval baseline and retrieval-based methods must outperform Memorization to justify their additional cost. On the other hand, the relative advantage of Single-/Multi-Agent compared to the Pipeline baseline indicates the utility of end-to-end agentic workflows. Table 2 provides a high-level summary of the four agent architectures.

Table 2: Comparison between baseline agent architectures.

	Retrieval	Feedback loop	Context	Relative cost
Memorization	No	Yes	Accumulated	Low
Pipeline	Yes	No	Partitioned	Lowest
Single-Agent	Yes	Yes	Accumulated	High
Multi-Agent	Yes	Yes	Partitioned	Medium

5.2 Experiment 1: Agent Architectures

We compare the four agent architectures across paper budgets of 1, 2, 4, 8, and 16 papers per gene, using GPT-5-mini as the backbone

LLM (Figure 4). The budget is both stated in prompt and enforced in tool calls to steer agent actions. We report micro-averaged corpus-grounded recall@ k (semantic recall@20 for GENE ONTOLOGY, semantic recall@10 for EXPRESSION, exact recall@20 for SYNONYMS). The Memorization baseline (0 papers) establishes performance from parametric knowledge alone.

Result 1: Retrieval improves over memorization, although gains vary by task. At 16 papers, Multi-Agent achieves 53%, 53%, and 57% respectively on GENE ONTOLOGY, EXPRESSION, and SYNONYMS. As a comparison, the Memorization baseline achieves 49%, 35%, and 37% respectively. Overall, the Multi-Agent architecture that best utilizes retrieval demonstrates considerable improvements over the memorization baseline. The gains are significant on EXPRESSION and SYNONYMS, while being relatively marginal on GENE ONTOLOGY. This disparity is reasonable: GO terms are standardized vocabulary used across species and research contexts, making them likely well-represented in training corpora of the backbone LLM. In contrast, anatomical locations and developmental stages are organism-specific, while synonyms reflect historical nomenclature from decades of community usage—both less frequently appearing in general text.

Result 2: Architectures scale differently with retrieval budget. The architecture design is critical for effectively utilizing the retrieval budget. Unlike traditional pipelines where more data generally helps, agents must manage their context—retrieving more documents means processing more text, which may exceed context limits or dilute attention.

As paper budget increases from 1 to 16, each architecture traces a distinct cost-performance trajectory. Multi-Agent improves consistently across all tasks: from 37% to 53% on GENE ONTOLOGY, 37% to 53% on EXPRESSION, and 39% to 57% on SYNONYMS. It achieves the best recall for a given cost at higher budgets. Pipeline also scales well from a low starting point (14% to 40% on EXPRESSION) but starts too far behind to catch up, reaching 43% on GENE ONTOLOGY and 41% on SYNONYMS. Pipeline has the lowest per-gene cost, useful when budget is the primary constraint.

Single-Agent behaves differently: performance *decreases* beyond a peak on two of three tasks. On GENE ONTOLOGY, it reaches 50% at 4 papers then drops to 48% at 16; on EXPRESSION, it peaks at 47% (8 papers) then drops to 45%. This pattern is consistent with context overflow—as retrieved documents accumulate in a single context window, relevant information becomes harder to locate amid noise. Single-Agent also costs more than Multi-Agent at every paper budget while achieving lower recall, so additional spending yields no benefit. Multi-Agent avoids context overflow by partitioning: each subagent processes one paper in isolation, keeping the orchestrator’s context bounded. Single-Agent does not regress on SYNONYMS, possibly because synonym extraction requires less cross-document synthesis.

Result 3: Architectures with feedback loop outperform the fixed pipeline. On all tasks, Single-/Multi-Agent architectures significantly outperform the Pipeline baseline at the same retrieval budget. A key bottleneck for Pipeline is its inability to perform iterative ontology resolution: when batch resolution maps a description to an incorrect or overly generic term, there is no opportunity to refine the query. Agentic architectures can retry with alternative

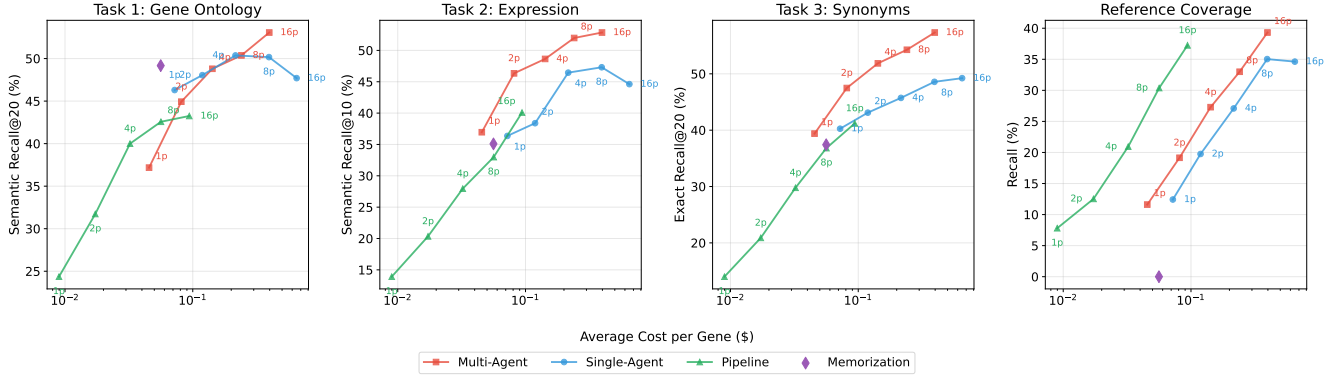


Figure 4: Cost-performance tradeoff across architectures. The first three panels show task-specific metrics defined in Section 3.3; the fourth shows the percentage of ground-truth supporting papers (those cited by FlyBase curators) that agents retrieve. Each point is one configuration; labels (1p, 2p, ..., 16p) indicate paper reading budget per gene.

phrasings until finding the correct term, making feedback loops essential for ontology-grounded tasks.

Case studies: Failure modes and directions for improvement. Beyond aggregated metrics, we analyze agent behavior to understand *why* current systems fail, which could provide future directions for improvement. Unless noted otherwise, we focus on Multi-Agent at 16 papers, the best-performing architecture.

Difficulty disparity among different GO aspects. As mentioned in Section 3.2, Task 1 (GENE ONTOLOGY) involves different aspects for annotation, including Biological Process, Molecular Function, and Cellular Component. When analyzing the annotation failures in terms of each aspect, we observe a significant disparity in the difficulty to extract them: Molecular Function annotations are easiest to extract (50% missed), while Biological Process annotations are hardest (65% missed). This disparity is possibly due to how information appears in text: Molecular Function descriptions often appear explicitly (e.g., “encodes a kinase”) in the paper, while Biological Process annotation requires inferring biological roles from experimental context. To mitigate this problem, future directions could test few-shot examples that demonstrate implicit inference and multi-step extraction that first identifies experimental outcomes to help infer biological processes.

Potential information loss in subagent. While Multi-Agent consistently outperforms Single-Agent on average across all three tasks, Multi-Agent does not dominate Single-Agent on every annotation. To understand the per-annotation tradeoffs, we perform a head-to-head comparison: for each ground-truth annotation, we compute the best semantic similarity achieved by each method’s top- k predictions and determine a winner (Table 3). Multi-Agent wins roughly twice as often as Single-Agent on GENE ONTOLOGY and EXPRESSION, but Single-Agent still wins on a non-trivial portion of annotations (21% for GENE ONTOLOGY, 26% for EXPRESSION). On SYNONYMS, most comparisons are draws (84%) since exact matching yields binary outcomes and both methods often find the same synonyms.

These results suggest that Multi-Agent’s subagent delegation may introduce information loss: relevant details present in paper

Table 3: Per-annotation win/draw/lose comparison between Single-Agent and Multi-Agent at 16 papers.

Task	Single Wins	Multi Wins	Draws
GENE ONTOLOGY	215 (20.5%)	412 (39.4%)	420 (40.1%)
EXPRESSION	125 (25.9%)	242 (50.2%)	115 (23.9%)
SYNONYMS	37 (4.2%)	108 (12.1%)	745 (83.7%)
Total	377 (15.6%)	762 (31.5%)	1280 (52.9%)

text may not survive compression into structured annotations. Alternatively, Single-Agent’s accumulated context may enable cross-paper synthesis that isolated subagents cannot perform. Either way, this points to a tradeoff between context efficiency and information fidelity. Promising directions include richer intermediate representations from subagents, orchestrator-initiated follow-up queries, or hybrid architectures that combine partitioned processing with selective full-context review.

5.3 Experiment 2: Backbone LLMs

The experiments in Section 5.2 fix the backbone LLM as GPT-5-mini to compare different agent architectures. To assess the impact of the backbone LLM capability, we compare GPT-5-mini, GPT-4o, and GPT-5 using Multi-Agent at 16 papers per gene (Table 4).

Table 4: Backbone model comparison (Multi-Agent, 16 papers/gene). Cost, tokens, and annotations are averaged per gene.

Model	Cost	Tokens	Annot.	GO	Expr	Syn
GPT-5-mini	\$0.40	1.4M	23	53.1%	52.8%	57.3%
GPT-4o	\$2.74	1.2M	17	47.2%	44.8%	49.3%
GPT-5	\$1.93	1.4M	29	55.2%	54.1%	56.9%

Result: The gains of GPT-5 are marginal compared to GPT-5-mini. GPT-4o underperforms both GPT-5 variants despite costing 7× more than GPT-5-mini: it uses 14% fewer tokens and produces

25% fewer predictions, suggesting it lacks the complex reasoning required for effective agent loops. In contrast, GPT-5-mini and GPT-5 are same-generation models differing primarily in scale. GPT-5 achieves higher recall on GENE ONTOLOGY and EXPRESSION, but gains over GPT-5-mini are modest (+2–4%) at 5× the cost.

We hypothesize that once the backbone model crosses a capability threshold for agentic reasoning, further model scaling yields diminishing returns. The 10-point gap between Single-Agent and Multi-Agent (Section 5.2) significantly exceeds the 2–4 point gain from GPT-5-mini to GPT-5, indicating that careful architecture design may offer more value than selecting a larger model.

5.4 Experiment 3: The Missing-Term Setting

We evaluate how agents handle concepts that lack ontology coverage under the *missing-term setting* of Task 1 described in Section 3.2. In the missing-term setting, the ontology search tool filters out certain GO IDs (which we refer as *missing terms*) before returning results. In addition, the agent cannot output the GO identifier of a missing term even when searching for the correct concept—it must either find an alternative term or propose a natural language description. Of the 868 unique corpus-grounded GO terms, we have 724 as *available terms* and 144 as *missing terms*.

We run Multi-Agent with GPT-5-mini at 16 papers per gene. Across all 100 genes, the agent chose to produce 49 natural language descriptions (as opposed to a GO term). We use an agentic resolver to map these descriptions back to GO terms by searching the full ontology (including missing terms). Of 49 descriptions, 44 (90%) resolve to some GO terms. We calculate the semantic recalls separately on the group of samples involving available terms vs. the group of samples involving missing terms (Table 5).

Table 5: Statistics on available- vs. missing-term groups.

	Available-Term	Missing-Term
Unique GO terms	724	144
Semantic recall@20	55.0%	47.5%

Result: Agent prefer to use existing terms than to propose new terms. The agent achieves a semantic recall of 47.5% on missing-term group and that of 55.0% on available-term group. While the gap (7.5%) seems modest, much of this missing-term recall comes from approximate matches: agents predict parent or sibling terms when the exact term is missing, such as “heart development” for the missing “adult heart development.” This shows agents can identify the right biological neighborhood even without ontology confirmation.

However, agents are weak at proposing genuinely novel terms. Of the 144 missing terms, the agent produced only 49 natural language descriptions, and these predictions have low semantic similarity to their targets (mean 0.20). Rather than describing unfamiliar concepts, agents tend to fall back on available ontology terms or skip the annotation entirely. Improving agents’ willingness and ability to propose novel terminology remains an open challenge.

6 Discussion

6.1 Limitations and Future Work

Text-only evaluation. Scientific papers communicate through both text and figures, yet FLYAOC evaluates only text extraction. Figures often contain critical information (e.g., expression patterns in microscopy images) that text may only reference indirectly. We made this scope choice deliberately: text extraction is foundational, and establishing a rigorous single-modality baseline is a prerequisite for multimodal evaluation. Extending FLYAOC to incorporate PDF format is a natural next step that we leave for future work.

Corpus coverage. Our corpus comprises 16,898 open-access papers from PMC, representing roughly 30% of all related papers. The remaining 70%—behind paywalls or not yet deposited—are inaccessible. This reflects a real constraint: any agent deployed without special access faces the same limitation. We view this as realistic rather than restrictive. The open-access subset is also what enables reproducibility; anyone can replicate our benchmark without licensing agreements. Extending coverage would require either institutional partnerships or expanding PMC’s open-access corpus.

Ground truth completeness. FlyBase annotations are expert-curated and authoritative, but no biological database is exhaustive. Curators prioritize accuracy over coverage, and annotation lags behind the literature. Therefore, agents may produce correct annotations absent from ground truth. Measuring this would require expensive human validation, which we leave to future work.

Toward interactive curation. FLYAOC evaluates fully autonomous agents, but real-world deployment may favor human-agent collaboration. Future work could explore interactive settings where agents retrieve candidate annotations for curator review, request clarification on ambiguous cases, or learn from curator feedback.

6.2 Ethics and Broader Impact

FLYAOC is constructed entirely from publicly available resources: FlyBase annotations (CC-BY 4.0) and PubMed Central open-access literature. We identify two potential concerns. First, our corpus reflects biases in the scientific record: English-language publications, open-access venues, and well-studied genes are overrepresented, which may disadvantage research on understudied organisms or findings published in other languages or paywalled journals. Second, automated curation systems could propagate errors if deployed without human oversight; we emphasize that FLYAOC evaluates research prototypes, not production-ready tools, and that human curator review remains essential for maintaining database quality.

6.3 Conclusion

We introduced FLYAOC, a benchmark for evaluating AI agents on end-to-end agentic ontology curation from scientific literature. Our experiments show that agent architecture significantly impacts performance while scaling backbone models yields diminishing returns. We identify several directions for improvement, including retrieval strategies that seek unfamiliar content, richer intermediate representations in multi-agent systems, and few-shot examples for implicit inference. We hope FLYAOC will drive progress on retrieval-augmented scientific reasoning, a capability with broad applications across scientific domains.

References

- [1] Michael Ashburner, Catherine A Ball, Judith A Blake, David Botstein, Heather Butler, J Michael Cherry, Allan P Davis, Kara Dolinski, Selina S Dwight, Janan T Eppig, et al. 2000. Gene ontology: tool for the unification of biology. *Nature genetics* 25, 1 (2000), 25–29.
- [2] Michael Bada, Miriam Eckert, Donald Evans, Kristin Garcia, Krista Shipley, Dmitry Sitnikov, William A Baumgartner Jr, K Bretonnel Cohen, Karin Verspoor, Judith A Blake, et al. 2012. Concept annotation in the CRAFT corpus. *BMC bioinformatics* 13, 1 (2012), 161.
- [3] Xiangming Cai, Yuanming Geng, Yiming Du, Bart Westerman, Duolao Wang, Chiyuan Ma, and Juan J Garcia Vallejo. 2025. Utilizing Large language models to select literature for meta-analysis shows workload reduction while maintaining a similar recall level as manual curation. *BMC Medical Research Methodology* 25, 1 (2025), 1–10.
- [4] Harry Caufield, Carlo Kroll, Shawn T O'Neil, Justin T Reese, Marcin P Joachimiak, Harshad Hegde, Nomi L Harris, Madan Krishnamurthy, James A McLaughlin, Damian Smedley, et al. 2024. CurateGPT: A flexible language-model assisted biocuration tool. *arXiv preprint arXiv:2411.00046* (2024).
- [5] JH Caufield, H Hegde, V Emonet, NL Harris, MP Joachimiak, N Matentzoglou, H Kim, SA Moxon, JT Reese, MA Haendel, et al. 2023. Structured prompt interrogation and recursive extraction of semantics (spires): a method for populating knowledge bases using zero-shot learning. *arXiv preprint arXiv:2304.02711* (2023).
- [6] Tek Raj Chhetri, Yibei Chen, Puja Trivedi, Dorota Jarecka, Saif Haobsh, Patrick Ray, Lydia Ng, and Satrajit S Ghosh. 2025. STRUCTSENSE: A Task-Agnostic Agentic Framework for Structured Information Extraction with Human-In-The-Loop Evaluation and Benchmarking. *arXiv preprint arXiv:2507.03674* (2025).
- [7] Donald C Comeau, Chih-Hsuan Wei, Rezarta Islamaj Dogan, and Zhiyong Lu. 2019. PMC text mining subset in BioC: about three million full-text articles and growing. *Bioinformatics* 35, 18 (2019), 3533–3535. doi:10.1093/bioinformatics/btz070
- [8] Gene Ontology Consortium. 2017. Expansion of the Gene Ontology knowledge-base and resources. *Nucleic acids research* 45, D1 (2017), D331–D338.
- [9] Mingxuan Du, Benfeng Xu, Chiwei Zhu, Xiaorui Wang, and Zhendong Mao. 2025. DeepResearch Bench: A Comprehensive Benchmark for Deep Research Agents. *arXiv preprint arXiv:2506.11763* (2025).
- [10] Louis Du Plessis, Nives Škunca, and Christophe Dessimoz. 2011. The what, where, how and why of gene ontology—a primer for bioinformaticians. *Briefings in bioinformatics* 12, 6 (2011), 723–735.
- [11] Julien Gobeill, Emilie Pasche, Douglas Teodoro, Anne-Lise Veuthey, and Patrick Ruch. 2012. Answering gene ontology terms to proteomics questions by supervised macro reading in Medline. *EMBNet. journal* 18, B (2012), 29–31.
- [12] Google. 2024. Try Deep Research and our new experimental model in Gemini, your AI assistant. (2024). <https://blog.google/products-and-platforms/products/gemini/google-gemini-deep-research/>
- [13] Colin R. Groom, Ian J. Bruno, Matthew P. Lightfoot, and Suzanna C. Ward. 2016. The Cambridge Structural Database. *Acta Crystallographica Section B* 72, 2 (April 2016), 171–179. doi:10.1107/S2052520616003954
- [14] Xin He, Yanen Li, Radhika Khetani, Barry Sanders, Yue Lu, Xu Ling, ChengXiang Zhai, and Bruce Schatz. 2010. BSQA: integrated text mining using entity relation semantics extracted from biological literature of insects. *Nucleic acids research* 38, suppl_2 (2010), W175–W181.
- [15] Anubhav Jain, Shyue Ping Ong, Geoffroy Hautier, Wei Chen, William Davidson Richards, Stephen Dacek, Shreyas Cholia, Dan Gunter, David Skinner, Gerbrand Ceder, and Kristin A. Persson. 2013. Commentary: The Materials Project: A materials genome approach to accelerating materials innovation. *APL Materials* 1, 1 (July 2013), 011002. doi:10.1063/1.4812323
- [16] Carlos E Jimenez, John Yang, Alexander Wettig, Shunyu Yao, Kexin Pei, Ofir Press, and Karthik Narasimhan. 2024. SWE-bench: Can Language Models Resolve Real-World GitHub Issues?. In *International Conference on Learning Representations*.
- [17] Philippe Lamesch, Tanya Z Berardini, Donghui Li, David Swarbreck, Christopher Wilks, Rajkumar Sasidharan, Robert Muller, Kate Dreher, Debbie L Alexander, Margarita Garcia-Hernandez, et al. 2012. The Arabidopsis Information Resource (TAIR): improved gene annotation and new tools. *Nucleic acids research* 40, D1 (2012), D1202–D1210.
- [18] Pietro Di Lena, Giacomo Domeniconi, Luciano Margara, and Gianluca Moro. 2015. GOTA: GO term annotation of biomedical literature. *BMC bioinformatics* 16, 1 (2015), 346.
- [19] Donghui Li, Tanya Z Berardini, Robert J Muller, and Eva Huala. 2012. Building an efficient curation workflow for the Arabidopsis literature corpus. *Database* 2012 (2012), bas047.
- [20] Mufei Li, Siqi Miao, and Pan Li. 2025. Simple Is Effective: The Roles of Graphs and Large Language Models in Knowledge-Graph-Based Retrieval-Augmented Generation. In *International Conference on Learning Representations*. arXiv:2410.20724.
- [21] Minghao Li, Ying Zeng, Zhihao Cheng, Cong Ma, and Kai Jia. 2025. ReportBench: Evaluating Deep Research Agents via Academic Survey Tasks. *arXiv preprint arXiv:2508.15804* (2025).
- [22] Prashanti Manda. 2025. Large Language Models in Bio-Ontology Research: A Review. *Bioengineering* 12, 11 (2025), 1260. doi:10.3390/bioengineering12111260
- [23] Peter McQuilton. 2012. Opportunities for text mining in the FlyBase genetic literature curation workflow. *Database* 2012 (2012), bas039.
- [24] Peter McQuilton, Susan E. St. Pierre, Jim Thurmond, and FlyBase Consortium. 2012. Opportunities for text mining in the FlyBase genetic literature curation workflow. *Database* 2012 (Sept. 2012), bas039. doi:10.1093/database/bas039
- [25] Grégoire Mialon, Clémentine Fourrier, Thomas Wolf, Yann LeCun, and Thomas Scialom. 2024. Gaia: a benchmark for general ai assistants. In *The Twelfth International Conference on Learning Representations*.
- [26] Hans-Michael Müller, Eimear E Kenny, and Paul W Sternberg. 2004. Textpresso: an ontology-based information retrieval and extraction system for biological literature. *PLoS biology* 2, 11 (2004), e309.
- [27] OpenAI. 2025. Introducing deep research. (2025). <https://openai.com/index/introducing-deep-research/>
- [28] Long Phan, Alice Gatti, Ziwen Han, Nathaniel Li, Josephina Hu, Hugh Zhang, Chen Bo Calvin Zhang, Mohamed Shaaban, John Ling, Sean Shi, et al. 2025. Humanity's last exam. *arXiv preprint arXiv:2501.14249* (2025).
- [29] KE Ravikumar, Majid Rastegar-Mojarad, and Hongfang Liu. 2017. BELMiner: adapting a rule-based relation extraction system to extract biological expression language statements from bio-medical literature evidence sentences. *Database* 2017 (2017), baw156.
- [30] Dmitry Scherbakov, Nina Hubig, Vinita Jansari, Alexander Bakumenko, and Leslie A Lenert. 2025. The emergence of large language models as tools in literature reviews: a large language model-assisted systematic review. *Journal of the American Medical Informatics Association* 32, 6 (2025), 1071–1086.
- [31] Perplexity Team. 2025. Introducing Perplexity Deep Research. (2025). <https://www.perplexity.ai/hub/blog/introducing-perplexity-deep-research>
- [32] The UniProt Consortium. 2025. UniProt: the universal protein knowledgebase in 2025. *Nucleic acids research* 53, D1 (2025), D609–D617.
- [33] Jim Thurmond, Joshua L Goodman, Victor B Strelets, Helen Attrill, L Sian Gramates, Steven J Marygold, Beverley B Matthews, Gillian Millburn, Giulia Antonazzo, Vitor Trivisio, et al. 2019. FlyBase 2.0: the next generation. *Nucleic acids research* 47, D1 (2019), D759–D765.
- [34] K. Van Auken, M. L. Schaeffer, P. McQuilton, S. J. F. Lauderkind, D. Li, S.-J. Wang, G. T. Hayman, S. Tweedie, C. N. Arighi, J. Done, H.-M. Muller, P. W. Sternberg, Y. Mao, C.-H. Wei, and Z. Lu. 2014. BC4GO: a full-text corpus for the BioCreative IV GO task. *Database* 2014 (July 2014), bau074. doi:10.1093/database/bau074
- [35] James Z. Wang, Zhidian Du, Rapeeporn Payattakool, Philip S. Yu, and Chin-Fu Chen. 2007. A new method to measure the semantic similarity of GO terms. *Bioinformatics* 23, 10 (May 2007), 1274–1281. doi:10.1093/bioinformatics/btm087
- [36] Shunyu Yao, Jeffrey Zhao, Dian Yu, Nan Du, Izhak Shafran, Karthik R Narasimhan, and Yuan Cao. 2022. React: Synergizing reasoning and acting in language models. In *The eleventh international conference on learning representations*.
- [37] Shuyan Zhou, Frank F Xu, Hao Zhu, Xuhui Zhou, Robert Lo, Abishek Sridhar, Xianyi Cheng, Yonatan Bisk, Daniel Fried, Uri Alon, et al. 2024. WebArena: A Realistic Web Environment for Building Autonomous Agents. In *International Conference on Learning Representations*.

A Dataset Details

Table 6: Section coverage in the FLYAOC corpus.

Section	Papers	Coverage
Title	16,898	100.0%
Abstract	16,783	99.3%
Introduction	16,556	98.0%
Methods	14,875	88.0%
Results	14,515	85.9%
Discussion	13,543	80.1%

B Data and Code Availability

All code, data, and prompts are available at <https://github.com/xingjian-zhang/flyaooc>.

Literature Corpus. The corpus comprises 16,898 full-text papers from the PubMed Central Open Access (PMC-OA) subset, retrieved

Table 7: Ontology coverage statistics.

Ontology	Total Terms	Used in Benchmark
Gene Ontology (GO-basic)	48,196	1,228
FlyBase Anatomy (FBbt)	28,457	465
FlyBase Development (FBdv)	217	69

via the BioC-PMC API—an approved bulk retrieval method.³ PMC-OA articles carry varying licenses (CC-BY, CC-BY-NC, CC0, or publisher-specific terms); we preserve license metadata per-paper and provide a manifest of PMCID IDs enabling re-retrieval from the original source for users who require specific license compliance. **Ground Truth Annotations.** Annotations are derived from FlyBase release FB2025_04. FlyBase data is released under CC-BY 4.0, permitting use, redistribution, and derivative works with attribution.⁴ Source files:

- Task 1: gene_association.fb (GAF 2.2 format)
- Task 2: curated_expression_fb_2025_04.tsv
- Task 3: fb_synonym_fb_2025_04.tsv

We release processed ground truth with corpus-grounding labels indicating which annotations are derivable from our corpus.

Ontologies. Gene Ontology (GO-basic) is released under CC-BY 4.0. FlyBase ontologies (FBbt, FBdv) are released under CC-BY 4.0 as part of the OBO Foundry. Searchable indices are provided for reproducibility.

C Reproducibility Details

Models. All experiments use OpenAI API models. Primary results use GPT-5-mini (Feb 2026). Model comparison (Section 5.3) additionally evaluates GPT-4o and GPT-5.

Hyperparameters. Temperature is set to 1.0 for all models. Other parameters use OpenAI defaults. Agent execution is capped at 50 turns per gene with a cost limit of \$1–10 depending on model.

Costs. Table 12 reports total API costs. At 16 papers per gene: Multi-Agent costs approximately \$0.37/gene, Single-Agent \$0.85/gene, and Pipeline \$0.10/gene.

Environment. Python 3.11+ with dependencies: langgraph, langchain-openai, goatools, whoosh, rank-bm25. Full requirements are provided in the code release.

D Prompt Design

All prompts are available in our code release. Here we summarize their key components.

Task Prompt. Specifies the gene to annotate (symbol, ID, summary), enforces the paper budget, lists available tools, and provides strategy tips. Single-Agent references `get_paper_text`; Multi-Agent references `analyze_papers_batch`.

System Prompt. Shared by Single-Agent and Multi-Agent. Defines the three extraction tasks, explains GO annotation basics (aspects, qualifiers), provides textual patterns for identifying valid evidence (e.g., “X mutants fail to...” for biological process), lists what to avoid

(speculation, background statements, homology claims), and specifies the JSON output schema.

Multi-Agent Addendum. Instructs the orchestrator to delegate paper reading to subagents via `analyze_papers_batch`, which returns pre-resolved annotations with ontology IDs. Describes the aggregation role: deduplicate, resolve conflicts, filter noise, combine evidence across papers.

Memorization Prompt. Explicitly states no corpus access. Instructs the model to rely on parametric knowledge, use ontology search tools to find correct IDs, and be conservative. Evidence format uses `pmcid`: null with explanatory text.

Pipeline Extraction Prompt. Used by the Pipeline baseline for per-paper extraction. Instructs the model to output natural language descriptions (not ontology IDs) for functions, anatomy, and stages. A separate resolution step maps descriptions to IDs post-hoc.

E Evaluation Metrics Details

E.1 Secondary Metrics

Beyond the primary corpus-grounded semantic recall@k reported in the main text, we provide several additional metrics for comprehensive evaluation.

Full-reference Semantic Recall@k. Evaluates against all ground-truth annotations, including those from sources outside our corpus. This measures end-to-end task difficulty but conflates extraction capability with corpus coverage limitations.

Semantic Precision and F1. For completeness, we report precision using the same similarity-weighted approach:

$$\text{Semantic Precision} = \frac{\sum_{p \in \text{Pred}} \max_{g \in \text{GT}} \text{sim}(p, g)}{|\text{Pred}|}$$

Semantic F1 is the harmonic mean of semantic precision and recall. We de-emphasize precision because (1) ground truth may be incomplete, making false positive counts unreliable, and (2) in curation workflows, missed annotations (low recall) are typically more costly than over-predictions that curators can filter.

Table 8 reports semantic precision, recall, and F1 for all methods at 16 papers per gene (except Memorization at 0 papers). Precision varies substantially across methods: Memorization and Single-Agent achieve high precision (47–68%) but lower recall, while Multi-Agent trades some precision for higher recall. Pipeline shows the lowest precision (20–28%), reflecting its tendency to produce many candidate annotations that require filtering.

Table 8: Semantic precision, recall, and F1 (micro-averaged, corpus-grounded) at 16 papers per gene. Memorization uses 0 papers. Syn uses exact matching.

Method	GENE ONTOLOGY			EXPRESSION			SYNONYMS		
	P	R	F1	P	R	F1	P	R	F1
Memorization	51.8	49.2	50.5	38.1	26.5	31.3	67.9	37.4	48.2
Pipeline	27.8	51.8	36.2	19.9	31.1	24.3	20.8	41.0	27.6
Single-Agent	51.0	47.7	49.3	37.3	33.7	35.4	53.3	49.2	51.2
Multi-Agent	46.9	53.1	49.8	32.6	39.9	35.9	55.3	57.3	56.3

³<https://pmc.ncbi.nlm.nih.gov/tools/openftlist/>

⁴<https://wiki.flybase.org/wiki/FlyBase:About>

Table 10: Task 2 (EXPRESSION): Semantic recall@ k scaling (corpus-grounded). Bold: best at primary cutoff ($k=10$).

	Method	0p	1p	2p	4p	8p	16p
<i>Micro-averaged</i>							
$k=3$	Memorization	34.6	–	–	–	–	–
	Single-Agent	–	34.7	37.2	40.1	38.5	41.6
	Multi-Agent	–	32.7	40.5	43.2	44.9	43.2
	Pipeline	–	13.9	20.2	26.3	28.9	33.7
$k=5$	Memorization	35.1	–	–	–	–	–
	Single-Agent	–	36.4	38.4	46.5	47.2	44.6
	Multi-Agent	–	35.6	45.9	47.0	50.1	48.9
	Pipeline	–	13.9	20.3	27.7	32.3	36.3
$k=10$	Memorization	35.1	–	–	–	–	–
	Single-Agent	–	36.4	38.4	46.5	47.3	44.6
	Multi-Agent	–	37.0	46.3	48.6	52.0	52.8
	Pipeline	–	13.9	20.3	28.0	33.0	40.1
<i>Macro-averaged</i>							
$k=10$	Memorization	37.8	–	–	–	–	–
	Single-Agent	–	35.4	41.1	47.0	45.5	45.9
	Multi-Agent	–	37.9	43.8	50.1	52.5	52.0
	Pipeline	–	14.2	18.1	23.5	30.3	36.5

Table 11: Task 3 (SYNONYMS): Exact recall@ k scaling (corpus-grounded). Bold: best at primary cutoff ($k=20$).

	Method	0p	1p	2p	4p	8p	16p
<i>Micro-averaged</i>							
$k=3$	Memorization	33.3	–	–	–	–	–
	Single-Agent	–	35.9	35.2	32.8	32.4	29.1
	Multi-Agent	–	35.9	35.0	35.2	31.9	30.4
	Pipeline	–	12.9	18.0	18.9	19.8	20.0
$k=5$	Memorization	37.4	–	–	–	–	–
	Single-Agent	–	39.8	42.9	44.0	47.3	45.3
	Multi-Agent	–	39.0	46.0	49.9	48.1	50.8
	Pipeline	–	13.3	19.6	25.6	26.6	27.6
$k=10$	Memorization	37.4	–	–	–	–	–
	Single-Agent	–	40.3	43.1	45.7	48.6	49.2
	Multi-Agent	–	39.4	47.5	51.9	54.3	57.3
	Pipeline	–	14.0	20.9	28.9	33.9	35.4
$k=20$	Memorization	37.4	–	–	–	–	–
	Single-Agent	–	40.3	43.1	45.7	48.6	49.2
	Multi-Agent	–	39.4	47.5	51.9	54.3	57.3
	Pipeline	–	14.0	20.9	29.8	36.8	41.2
<i>Macro-averaged</i>							
$k=20$	Memorization	45.6	–	–	–	–	–
	Single-Agent	–	48.4	53.2	55.8	60.3	60.3
	Multi-Agent	–	48.1	57.6	63.5	64.8	68.1
	Pipeline	–	15.2	22.7	31.5	38.0	42.0

Table 12: Reference coverage and cost. RefCov: ground-truth papers cited (%). Cost: total API cost for 100 genes (USD, GPT-5-mini).

Metric	Method	0p	1p	2p	4p	8p	16p
RefCov	Memorization	0.0	–	–	–	–	–
	Single-Agent	–	23.4	34.3	43.1	53.2	50.4
	Multi-Agent	–	20.3	31.9	44.6	46.2	50.6
	Pipeline	–	13.9	21.5	31.0	40.7	46.9
Cost (\$)	Memorization	5.82	–	–	–	–	–
	Single-Agent	–	9.09	15.29	25.45	50.74	85.35
	Multi-Agent	–	4.32	7.85	13.13	23.23	37.25
	Pipeline	–	0.97	1.84	3.34	5.83	9.73

E.2 Full Results Tables

Tables 9–12 provide complete recall@ k results across all paper budgets. Each task table reports micro-averaged corpus-grounded recall at multiple k values and macro-averaged corpus-grounded recall at the primary k . The body text reports micro-averaged semantic recall@20 for GENE ONTOLOGY, semantic recall@10 for EXPRESSION, and exact recall@20 for SYNONYMS. Showing additional k values reveals how the ranking cutoff interacts with each architecture—agentic methods produce fewer than k predictions at higher cutoffs, while Pipeline continues to benefit. Full results at all k values and evaluation scopes are available in our data release.

Table 9: Task 1 (GENE ONTOLOGY): Semantic recall@ k scaling (corpus-grounded). Bold: best at primary cutoff ($k=20$).

	Method	0p	1p	2p	4p	8p	16p
<i>Micro-averaged</i>							
$k=5$	Memorization	38.5	–	–	–	–	–
	Single-Agent	–	41.6	40.2	39.4	38.7	39.3
	Multi-Agent	–	34.6	37.5	37.0	37.1	39.7
	Pipeline	–	21.0	22.5	23.1	23.3	22.9
$k=10$	Memorization	48.7	–	–	–	–	–
	Single-Agent	–	46.3	47.9	50.2	50.2	47.6
	Multi-Agent	–	37.2	44.9	47.7	49.5	52.2
	Pipeline	–	23.9	30.1	31.9	32.8	33.1
$k=20$	Memorization	49.2	–	–	–	–	–
	Single-Agent	–	46.3	48.0	50.4	50.2	47.7
	Multi-Agent	–	37.2	44.9	48.8	50.4	53.1
	Pipeline	–	24.4	31.7	40.0	42.6	43.2
<i>Macro-averaged</i>							
$k=20$	Memorization	50.8	–	–	–	–	–
	Single-Agent	–	49.4	51.6	52.9	53.7	50.6
	Multi-Agent	–	41.1	48.6	52.9	53.0	56.0
	Pipeline	–	22.4	31.5	39.9	42.2	44.4