

UNICOMP: A Unified Evaluation of Large Language Model Compression via Pruning, Quantization, and Distillation

Jonathan von Rad^{1*} Yong Cao² Andreas Geiger²

¹University College London

²University of Tübingen, Tübingen AI Center

jonathan.rad.25@ucl.ac.uk, yong.cao@uni-tuebingen.de

Abstract

Model compression is increasingly essential for deploying large language models (LLMs), yet existing evaluations are limited in method coverage and focus primarily on knowledge-centric benchmarks. Thus, we introduce UNICOMP, a unified evaluation framework for comparing pruning, quantization, and knowledge distillation. UNICOMP evaluates compressed models along three dimensions: *performance*, *reliability*, and *efficiency*, using a diverse set of capability- and safety-oriented benchmarks together with a hardware-aware efficiency analysis. Through extensive evaluation of six compression techniques on modern LLMs across more than 40 datasets, we find that (i) compression exhibits a consistent *knowledge bias*, where knowledge-intensive tasks are relatively preserved while reasoning, multilingual, and instruction following capabilities degrade substantially; (ii) quantization provides the best overall trade-off between retained performance and efficiency, whereas distillation yields strong runtime acceleration gains at high computational cost; and (iii) task-specific calibration can significantly improve reasoning ability of pruned models by up to 50%.

1 Introduction

The rapid development of large language models (LLMs) has driven growing interest in compression techniques, whose goal is to effectively reduce memory usage and computational costs while preserving model performance (Kaplan et al., 2020; Hoffmann et al., 2022). Current mainstream approaches include pruning (Kaplan et al., 2020; Hoffmann et al., 2022), quantization (Kaplan et al., 2020; Hoffmann et al., 2022), and knowledge distillation (Kaplan et al., 2020; Hoffmann et al., 2022).

Comprehensive and reliable evaluation is essential for deploying compressed models in real-world

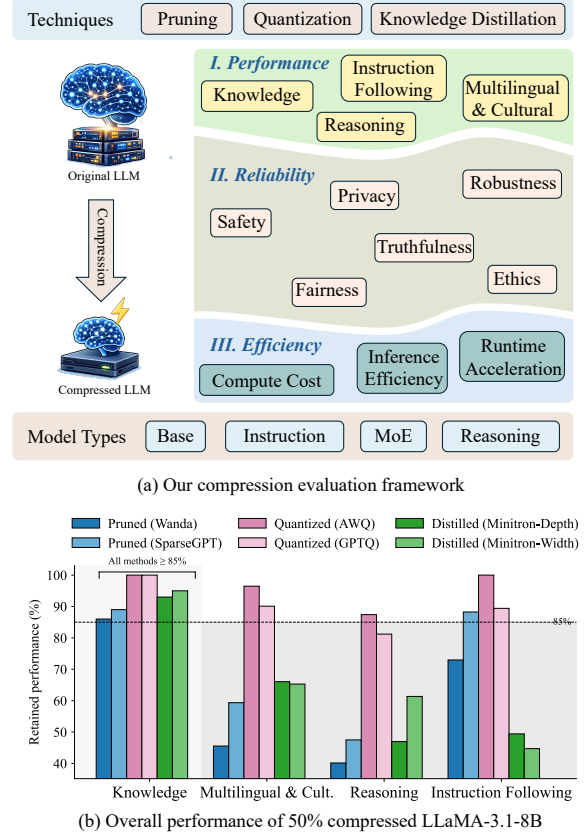


Figure 1: Overview of our compression evaluation framework and results: (a) UNICOMP covers performance, reliability, and efficiency with 13 metrics; and (b) Knowledge bias in LLM compression. On LLaMA-3.1-8B, compression preserves knowledge performance but leads to pronounced degradation in multilingual and cultural, reasoning, and instruction following, with quantization as a partial exception.

settings. However, much of the compression literature relies on knowledge-intensive multiple-choice benchmarks, leading to narrow evaluations that largely reflect next-token prediction accuracy and factual recall (Frantar and Alistarh, 2023; Yang et al., 2025; Sreenivas et al., 2024). While recent efforts such as Liu et al. (2024) move toward more systematic evaluation, they continue to emphasize knowledge-centric tasks and provide limited cover-

*Corresponding author.

age of reasoning-intensive scenarios.

As compressed LLMs are increasingly used in safety-critical and interactive applications, these limitations highlight the need for a more comprehensive, capability-aware evaluation framework. In particular, the impact of compression on reasoning, instruction following, multilingual performance, and reliability remains poorly characterized. Moreover, existing benchmarks often evaluate a narrow set of model architectures and compression techniques, excluding recent reasoning models (Wei et al., 2022) and knowledge distillation.

To address these limitations, we propose a UNIFIED COMPRESSION evaluation framework, UNICOMP, which systematically compares pruning, quantization, and knowledge distillation across contemporary LLMs and benchmarks (Figure 1a). UNICOMP evaluates models along three dimensions: performance, reliability, and efficiency. We cover representative pruning and quantization methods, including SparseGPT (Frantar and Alistarh, 2023), Wanda (Sun et al., 2024), GPTQ (Frantar et al., 2024), and AWQ (Lin et al., 2024). We study knowledge distillation explicitly as a compression technique rather than a general-purpose transfer paradigm, including NVIDIA’s Minitron pipeline (Sreenivas et al., 2024) and Low-Rank Clone (Hao et al., 2025).

We make **three main contributions**: (1) We introduce UNICOMP, a unified evaluation framework for systematically comparing pruning, quantization, and knowledge distillation across performance, reliability, and efficiency dimensions; (2) We conduct extensive experiments on over 40 datasets covering knowledge, reasoning, multilinguality, instruction following, and a wide range of reliability and safety benchmarks, evaluated on modern LLMs including recent chain-of-thought (CoT) and mixture-of-experts (MoE) models and (3) We analyze the role of calibration data in compression and show that reasoning-aware calibration can substantially improve reasoning performance of pruned models by up to 50%. Our code will be made publicly available upon publication.

2 Related Work

LLM Compression. To reduce the computational cost of LLMs, prior work primarily explores *pruning*, *quantization*, and *knowledge distillation* (KD) (Ashkboos et al., 2024; Du et al., 2024; Hinton et al., 2015). **Pruning** removes redundant pa-

rameters using structured, semi-structured, or unstructured strategies (Ashkboos et al., 2024; Yang et al., 2025). While structured one-shot pruning enables hardware acceleration, it incurs significant performance degradation (Liu et al., 2024). Consequently, unstructured and semi-structured pruning exemplified by SparseGPT and Wanda has become the most widespread approach (Frantar and Alistarh, 2023; Sun et al., 2024). **Quantization** improves efficiency by reducing numerical precision of parameters rather than removing them (Jacob et al., 2018). Weight-only post-training quantization methods, such as GPTQ (Frantar et al., 2024) and AWQ (Lin et al., 2024), are particularly prevalent, offering substantial memory savings with minimal accuracy loss while avoiding the runtime complexity of activation or KV-cache quantization (Zhu et al., 2024). **Knowledge distillation** transfers knowledge from a large teacher model to a smaller student by minimizing divergence between output distributions or intermediate representations, often leveraging synthetic data generated by the teacher (Jiao et al., 2020; Gu et al., 2024). In compression settings where pretraining of a student model is too computationally expensive, current work follows a *prune*→*distill* pipeline, where a compact student is first obtained through hard structured or soft pruning (Sreenivas et al., 2024; Hao et al., 2025) and then trained using the original model as the teacher.

Benchmarks and evaluation protocols. There have been sustained efforts to benchmark and compare compression techniques for LLMs. LLM-CBENCH (Liu et al., 2024) provides a large-scale comparison of pruning and quantization methods, showing that quantization generally outperforms pruning on knowledge-based multiple-choice benchmarks. With the emergence of CoT reasoning models, subsequent work has examined the impact of quantization on reasoning performance, reporting substantial degradation across different quantization schemes (Liu et al., 2025). Other studies analyze how compression affects agentic capabilities (Dong et al., 2025) or investigate reasoning robustness under pruning and quantization in distilled DeepSeek-R1 models (Zhang et al., 2025; DeepSeek-AI et al., 2025). In parallel, recent work explored the role of calibration data in pruning and quantization, including its impact on general natural language understanding (NLU) (Williams and Aletras, 2024) and multilingual generalization (Zeng et al., 2024) finding that calibra-

tion data can influence NLU and data adjustment can yield better multilingual performance.

3 UNICOMP Framework

We present UNICOMP, a unified framework for evaluating compression paradigms along performance, reliability, and efficiency dimensions using 13 metrics. All scores are scaled to $[0, 100]$. For performance and reliability, scores represent the average retained performance relative to the corresponding base model.

3.1 Performance

We assess the extent to which compressed language models retain core task-solving capabilities.

Knowledge. Knowledge is a fundamental component of intelligent behavior; its degradation often leads to hallucinated or semantically invalid outputs (Prato et al., 2024). We evaluate knowledge retention using standard multiple-choice benchmarks, following (Liu et al., 2024). For each compressed model, we compute the unweighted average ratio of task accuracy relative to the base model:

$$S_K = \frac{100}{N} \sum_{i=1}^N \frac{s_{Comp_i}^K}{s_{Base_i}^K}, \quad (1)$$

where s^K denotes exact-match accuracy on knowledge task i , and N is the number of benchmarks.

Multilingual and Cultural Generalization. Multilingual and cultural generalization (S_{Mul}) captures multilingual understanding, cultural awareness and bias detection, representing linguistic robustness and sensitivity to socially grounded phenomena. Both are evaluated via multiple-choice QA and equally weighted:

$$S_{Mul} = \frac{100}{2} \left(\frac{s_{Comp}^{Lan}}{s_{Base}^{Lan}} + \frac{s_{Comp}^{Bias}}{s_{Base}^{Bias}} \right), \quad (2)$$

where s^{Lan} denotes multilingual and cultural understanding, and s^{Bias} denotes bias detection scores.

Reasoning. CoT reasoning is a core capability of modern LLMs (Wei et al., 2022; DeepSeek-AI et al., 2025). We evaluate reasoning retention on a set of challenging benchmarks and compute a normalized score analogous to knowledge:

$$S_R = \frac{100}{N} \sum_{i=1}^N \frac{s_{Comp_i}^R}{s_{Base_i}^R}, \quad (3)$$

where s^R denotes exact-match accuracy on reasoning task i . All models use the prevalent number of few-shot exemplars for CoT prompting as adopted in prior work, with greedy decoding.

Instruction Following. Instruction following measures a model’s ability to accurately execute user directives, which is critical for agentic applications (Qi et al., 2025). As only a single benchmark is used, we define:

$$S_{IF} = 100 \cdot \frac{s_{Comp}^{IF}}{s_{Base}^{IF}}, \quad (4)$$

where s^{IF} is task accuracy or constraint satisfaction.

3.2 Reliability

Following the extensive work of Huang et al. (2024), we evaluate whether a model behaves consistently, safely, and ethically when faced with adversarial prompts, sensitive content, or distributional shifts.

Scoring Protocol. All scores here are computed following Eq. (1), with metric-specific substitutions of component scores. For benchmarks, where lower scores reflect better performance, we use $(100 - s)$ for average computation.

Truthfulness. S_{Truth} evaluates factual reliability, characterized by internal and external misinformation, hallucination resistance and sycophancy avoidance. It is computed using of s^{Int} , s^{Ext} , s^{Hal} and s^{Syc} .

Safety. S_{SAFE} measures the ability of a model to avoid harmful or disallowed outputs under adversarial prompts, captured by jailbreak robustness s^{Jail} and misuse refusal s^{Mis} and exaggerated safety understanding s^{Exagg} .

Fairness. S_{FAIR} assesses whether compression preserves bias-related behavior under controlled demographic perturbations, measured by stereotype recognition and disagreement score s^{stereo} , disparagement s^{disp} , and preference bias s^{pref} .

Robustness. S_{ROB} captures resilience to semantic-preserving perturbations and distributional shifts, measured by robustness to natural noise s^{Noise} and Out-of-Distribution data s^{OOD} .

Privacy. S_{PRI} evaluates protection against unintended disclosure of sensitive information. It combines *privacy awareness* s^{PA} , measuring appropriate handling of privacy-sensitive requests, and

leakage s^{Leak} , assessing exposure of private data under targeted prompts.

Ethics. \mathcal{S}_{ETH} evaluates norms in value-sensitive scenarios across three dimensions: *implicit ethics* s^{impl} , capturing moral judgments; *explicit ethics* s^{expl} , evaluating morally appropriate actions; and *awareness* s^{aware} , reflecting understanding of the model’s role, capabilities, and social context.

3.3 Efficiency

Lastly, we evaluate the practical utility of compressed models along an efficiency dimension. Unlike performance and reliability metrics, which are normalized with respect to the base model, efficiency metrics are inherently comparative across compression methods. We therefore normalize each efficiency metric relative to the best-performing method, where optimality corresponds to either a maximum (e.g., throughput) or a minimum (e.g., latency).

Let \mathcal{M} denote the set of compression methods under comparison. For a metric value x_m associated with method $m \in \mathcal{M}$, we define the normalized efficiency score as:

$$\tilde{x}_m = \begin{cases} \frac{x_m}{\max_{k \in \mathcal{M}} x_k} & \text{if higher is better,} \\ \frac{\min_{k \in \mathcal{M}} x_k}{x_m} & \text{if lower is better,} \end{cases} \quad (5)$$

which assigns the best method a value of 1.

Runtime Acceleration. Runtime acceleration measures raw execution speed during inference. We capture this dimension using throughput T_m and latency L_m , and define:

$$\mathcal{S}_{RA} = 100 \cdot \left(\tilde{T}_m \cdot \tilde{L}_m \right)^{\frac{1}{2}}. \quad (6)$$

Inference Efficiency. Inference efficiency reflects the resource footprint of a model at deployment time. We consider inference GPU memory usage M_m , model size on disk S_m , and theoretical FLOPs F_m , and define:

$$\mathcal{S}_{IE} = 100 \cdot \left(\tilde{M}_m \cdot \tilde{S}_m \cdot \tilde{F}_m \right)^{\frac{1}{3}}. \quad (7)$$

Compute Cost. Compute cost captures the cost of producing the compressed model. We measure this dimension using total compression time T_m^{Comp} and peak GPU memory usage M_m^{Comp} , and define:

$$\mathcal{S}_{CC} = 100 \cdot \left(\tilde{T}_m^{\text{Comp}} \cdot \tilde{M}_m^{\text{Comp}} \right)^{\frac{1}{2}}. \quad (8)$$

All efficiency scores are computed using the geometric mean to penalize bottlenecks and prevent strong performance along a single axis from masking deficiencies in others. Higher values indicate better practical efficiency.

4 Experiments

4.1 Experimental Setup

Models. The main experiments focus on LLaMA-3.1-8B and Qwen-2.5-7B. To further test generalization, we evaluate on a bigger range of architectures, including *traditional* model families such as the LLaMA-2 (7B, 13B, 70B), LLaMA-3.1 (8B, 70B), *reasoning* models such as the Qwen-3 (0.6B, 1.7B, 4B, 8B, 14B, 32B) and DeepSeek-R1 (Distill-LLaMA-8B, Distill-LLaMA-70B) and *MoE* models such as Qwen-3-30B-A3. Unless otherwise stated, we use only instruction-tuned models.

Datasets. For *performance* evaluation, we consider benchmarks spanning knowledge, reasoning, multilingual understanding, and instruction following. Academic knowledge and factual reasoning are assessed using MMLU (Hendrycks et al., 2021b) and ARC-E/C (Clark et al., 2018). Commonsense understanding is measured with HellaSwag (Zellers et al., 2019), PIQA (Bisk et al., 2019), and Winogrande (Sakaguchi et al., 2019). Advanced reasoning is evaluated using GSM8K (Cobbe et al., 2021) (4-shot), MATH-500 (Hendrycks et al., 2021b) (4-shot), and GPQA-Diamond (Rein et al., 2024) (5-shot). Multilingual capability is measured using Global-MMLU-Lite (Singh et al., 2025), with BBQ (Parrish et al., 2022) included to assess social bias. Instruction-following performance is evaluated using IFBench (Pyatkin et al., 2025). For *reliability*, we follow TrustLLM (Huang et al., 2024), which substantially broadens evaluation beyond the limited coverage of TruthfulQA (Lin et al., 2022) and AdversarialGLUE (Wang et al., 2022) previously used by LLMCBench (Liu et al., 2024). Thus we assess compressed models reliability through over 30 datasets, including ConfAId (Mirehghallah et al., 2024), MoralChoice (Scherrer et al., 2023), HaluEval (Li et al., 2023), StereoSet (Nadeem et al., 2021), and Do-Not-Answer (Wang et al., 2024). Please refer to Appendix B.4 for more details.

Compression Techniques For both pruning and quantization, we include the best performing and most-cited compression techniques. For pruning,

we employ SparseGPT (Frantar and Alistarh, 2023) and Wanda (Sun et al., 2024), and remove 50% of the models parameters through unstructured and semi-structured pruning. For quantization, we apply weight-only 4-bit quantization using GPTQ (Frantar et al., 2024) and AWQ (Lin et al., 2024). Although reducing weights from 16 bits to 4 bits does not correspond to an exact 50% compression, W4A16 quantization is the dominant practical setting and has been shown to achieve performance similar to W8A16 quantization (Liu et al., 2024). To ensure fair and meaningful comparison, we treat knowledge distillation (KD) strictly as compression, evaluating only methods that derive the student directly from the teacher without a separately pretrained model. We evaluate two representative approaches in this setting: Minitron (Sreenivas et al., 2024) (using the open-source LLaMA-3.1-Minitron-4B 50% depth and width pruned variants) and Low-Rank-Clone (Hao et al., 2025) (using the open-source LRC-4B model distilled from Qwen-2.5-7B). This design choice ensures that all compression paradigms are compared under a consistent experimental setting.

Implementation We implemented UNICOMP in PyTorch and conducted our experiments on H100 GPUs. We evaluate performance benchmarks using Lighteval (Habib et al., 2023) and lm-evaluation-harness (Gao et al., 2024) with vLLM (Kwon et al., 2023) as backend. The reliability benchmarks are evaluated using GPT-4o-mini as a judge, following Huang et al. (2024). Given pretrained base-models, we apply different compression methods using the open-sourced compression techniques and vLLM’s llm-compressor framework (AI and vLLM Project, 2024) with default hyperparameters. For the *efficiency* track, throughput and latency are measured using vLLM’s benchmarking utilities, while all other metrics are obtained via standard system-level profiling.

5 Results

5.1 Performance

Knowledge Bias. Across all evaluated compression paradigms, performance is most robust on multiple-choice knowledge benchmarks. As shown in Figure 1 (b) and Table 1, even aggressive pruning and distillation preserve a large fraction of factual knowledge, suggesting that static knowledge representations are comparatively resilient to compression. This observation aligns with the prevalent

focus in the compression literature on multiple-choice knowledge benchmarks, which mostly report strong robustness under compression. However, our results reveal stark differences once evaluation extends beyond knowledge: pruned and distilled models fail to preserve language generalization, reasoning, and instruction-following performance. Moreover, Qwen-2.5-7B exhibits higher overall robustness to compression than LLaMA-3.1-8B, while following the same qualitative degradation trends across evaluation dimensions.

Reasoning Sensitivity. Especially reasoning-centric benchmarks exhibit substantial degradation under compression. Performance drops sharply for pruning and distillation, indicating that multi-step reasoning is significantly more sensitive to parameter reduction than factual recall or surface-level understanding. In addition, quantized models also perform the worst on reasoning tasks. This is particularly evident in MATH-500 scores in Table 1. Interestingly, the Minitron-Depth model, obtained by removing the latter half of the transformer layers, performs substantially worse than its Width counterpart despite undergoing the same distillation procedure. This discrepancy highlights the critical role of later layers in supporting reasoning performance in LLMs. The comparatively stronger robustness observed on GPQA-Diamond relative to GSM8K and MATH-500 is likely attributable to its multiple-choice format.

Quantization Dominates. Consistent with prior findings (Liu et al., 2024), quantization techniques consistently outperform other compression methods across capabilities. However, while earlier work suggested quantized models can serve as a near drop-in replacement for full-precision models, our results reveal clear sensitivity to difficult reasoning tasks. We hypothesize that small quantization-induced errors can accumulate along reasoning chains, leading to measurable degradation in challenging multi-step settings. In addition, AWQ performs stronger than GPTQ in multilingual and cultural tasks.

Low-Rank Clone Outperforms Minitron. The LRC-4B model, obtained via the Low-Rank-Clone algorithm that combines soft pruning with distillation, substantially outperforms its Minitron counterpart in language generalization and instruction following, despite being distilled on an order of magnitude fewer tokens (20B vs. 200B). This result

Method	Ratio	Knowledge				Multilingual & Cultural			Reasoning				InstFollowing		
		MMLU	ARC-c	Hellaswag	S _K	G-MMLU	BBQ	S _{Mul}	GSM8K	MATH-500	GPQA-D	S _R	IFBench	S _{IF}	
LLAMA-3.1-8B															
Baseline	0%	61.38	53.50	79.12	1.00	56.00	79.15	–	76.80	30.20	33.33	–	28.33	–	
Wanda	50%	40.59	44.97	68.23	0.86	40.68	50.47	68.20	19.48	7.60	23.30	40.15	20.67	72.96	
	2:4	27.57	28.84	47.86	0.65	31.45	37.33	51.66	4.40	3.80	24.57	30.68	12.33	43.52	
SparseGPT	50%	48.33	42.15	71.66	0.89	46.25	51.03	73.53	36.92	8.40	22.20	47.50	25.00	88.25	
	2:4	28.27	33.87	56.02	0.71	35.82	43.33	59.35	9.33	2.40	23.23	29.93	14.67	51.78	
AWQ GPTQ	INT4	61.22	53.22	79.15	1.00	54.20	76.12	96.48	73.31	22.00	31.31	87.41	28.33	100.00	
	INT4	61.36	53.41	79.06	1.00	49.33	72.91	90.10	71.57	19.80	28.28	81.20	25.33	89.41	
Minitron-Depth	50 %	60.87	45.65	69.47	0.93	42.82	44.04	66.05	29.95	5.60	27.78	46.96	14.00	49.42	
Minitron-Width	50 %	58.00	49.23	73.96	0.95	42.53	43.24	65.29	51.63	12.40	25.25	61.35	12.67	44.72	
Qwen2.5-7B															
Baseline	0%	71.76	55.29	80.40	1.00	60.53	83.12	–	86.66	75.60	32.83	–	30.00	–	
Wanda	50%	67.00	45.31	73.69	0.92	54.62	79.36	92.86	75.82	42.60	30.81	79.23	25.33	84.43	
	2:4	54.29	44.71	62.97	0.84	40.48	49.48	63.20	39.42	9.20	30.81	50.50	21.33	71.10	
SparseGPT	50%	66.65	49.06	75.35	0.94	54.72	81.34	94.13	74.91	43.20	28.20	76.49	20.67	68.90	
	2:4	55.60	44.62	67.18	0.87	44.63	45.66	64.33	41.93	6.80	27.27	46.81	22.00	73.33	
AWQ GPTQ	INT4	70.75	54.35	79.55	0.99	59.05	84.57	99.65	86.58	72.20	29.80	95.39	30.00	100.00	
	INT4	70.75	54.35	79.72	0.99	59.22	78.43	96.10	86.58	72.60	33.30	99.12	27.33	91.10	
Low-Rank Clone	43%	64.52	52.13	70.70	0.93	53.43	83.05	94.09	64.29	15.80	25.25	57.33	27.33	91.10	

Table 1: Performance comparison on two representative models. Bold and underlined scores indicate the best and second-best results within each model group. GPQA-D denotes GPQA-Diamond, and G-MMLU reports average accuracy on Global-MMLU-Lite across 14 languages. While only three knowledge benchmarks are shown, the aggregated knowledge score \mathcal{S}_K additionally includes ARC-e, PIQA, and Winogrande (see Appendix B.2).

Method	High-resource	Low-resource
Wanda (50%)	0.75	0.67
Wanda (2:4)	0.54	0.59
SparseGPT (50%)	0.83	0.79
SparseGPT (2:4)	0.64	0.65
AWQ (INT4)	0.96	0.99
GPTQ (INT4)	0.87	0.92
Minitron-Depth	0.78	0.74
Minitron-Width	0.77	0.75

Table 2: Retained performance for LLaMA-3-8B on high-resource and low-resource languages in Global-MMLU-Lite. See Appendix C.1 for the language breakdown and the corresponding Qwen-2.5-7B results.

underscores the advantages of *soft pruning* relative to *hard pruning* when constructing student models. However, LRC-4B remains limited in advanced reasoning, most notably on MATH-500.

Semi-Structured Pruning Is Not Competitive. Despite its intended balance between flexibility and hardware efficiency, semi-structured pruning (2:4 sparsity) causes substantial performance degradation beyond knowledge tasks. We observe marked declines in multilingual and cultural generalization, reasoning, and instruction following, often exceeding those of unstructured pruning and distillation. This suggests that models do not effectively compensate for structured sparsity, making 2:4 pruning an unfavorable efficiency–capability trade-off in our setting.

High- vs. Low-Resource Languages. Table 2 compares retained Global-MMLU-Lite perfor-

mance on high-resource and low-resource languages on LLaMA-3-8B. Across compression paradigms, we do not observe systematic additional degradation on low-resource languages compared to high-resource ones. In several cases, retained performance on low-resource languages is comparable to or even slightly higher than on high-resource languages. These results suggest that compression primarily reduces overall knowledge ability rather than disproportionately pruning performance on low-resource languages.

5.2 Reliability

Performance–Reliability Decoupling. A striking finding is the absence of a clear correlation between performance preservation and reliability preservation under compression. Techniques that consistently perform best in retaining task performance, most notably quantization, do not systematically yield superior reliability outcomes. Conversely, several compressed models achieve reliability scores exceeding 100, indicating improvements over the baseline in specific dimensions despite reduced task performance. This decoupling suggests that preserving capability under compression does not guarantee preservation of behavioral properties, underscoring the need to evaluate performance and reliability as distinct, non-interchangeable objectives when designing and deploying compressed language models.

Method	Ratio / # Bits	Truthfulness \mathcal{S}_{TRU}	Safety \mathcal{S}_{SAFE}	Fairness \mathcal{S}_{FAIR}	Robustness \mathcal{S}_{ROB}	Privacy \mathcal{S}_{PRI}	Ethics \mathcal{S}_{ETH}
<i>LLaMA-3.1-8B</i>							
Wanda	50%	88.71	<u>100.67</u>	85.03	84.27	94.72	89.09
	2:4	55.70	95.70	93.53	73.37	86.85	72.02
SparseGPT	50%	92.06	100.93	70.85	92.95	81.97	96.31
	2:4	84.35	99.06	<u>90.34</u>	82.30	<u>94.77</u>	82.48
AWQ	INT4	90.88	98.03	67.51	98.85	96.09	100.33
GPTQ	INT4	92.95	84.42	77.45	<u>92.29</u>	92.23	<u>99.32</u>
Minitron-Depth	50%	71.45	86.36	69.33	83.77	61.97	81.73
Minitron-Width	50%	54.34	84.18	75.16	79.08	69.85	86.19
<i>Qwen2.5-7B</i>							
Wanda	50%	93.59	76.67	58.26	96.55	107.94	97.96
	2:4	87.15	89.28	75.11	97.38	<u>105.58</u>	92.33
SparseGPT	50%	96.58	78.32	67.14	96.21	104.85	<u>100.16</u>
	2:4	90.76	<u>97.81</u>	57.58	96.56	98.07	95.19
AWQ	INT4	92.82	93.13	<u>102.63</u>	<u>101.57</u>	102.42	100.20
GPTQ	INT4	94.36	86.82	71.97	102.86	93.78	99.77
Low-Rank Clone	43%	<u>96.16</u>	71.86	124.19	101.54	94.66	94.56

Table 3: Reliability scores of various compression methods aggregated across 28 datasets for six dimensions. Detailed evaluation metrics and per-dataset breakdowns are provided in Appendix B.3.

Reliability Sensitivity and Trade-offs. Reliability varies substantially across compression methods and evaluation dimensions, as shown in Table 3. While truthfulness and safety are generally robust to compression, often matching or exceeding baseline scores, fairness and robustness exhibit much higher variance, indicating sensitivity to socially grounded behavior and adversarial resilience. No single compression paradigm consistently dominates. Quantization performs well on robustness and ethics for both LLaMA-3.1-8B and Qwen-2.5-7B, but shows mixed results on fairness and safety, especially for Qwen. Pruning outcomes are strongly model-dependent, with relatively preserved fairness and robustness on LLaMA but notable degradation on Qwen.

Distillation Methods. Knowledge distillation exhibits weaker and less consistent reliability preservation compared to pruning and quantization. Minitron models underperform across most reliability dimensions on LLaMA, indicating that distillation methods fail to preserve compromised safety- and bias-related behaviors induced by aggressive pruning. In contrast, Low-Rank Clone achieves strong truthfulness and fairness on Qwen, outperforming other Minitron-distilled models and rivaling quantization on some metrics. This suggests that soft, structured parameter reduction can retain reliability properties more effectively than hard structured pruning→ distill pipelines.

5.3 Efficiency

Distillation Maximizes Efficiency at High Cost. Knowledge-distilled models achieve the highest

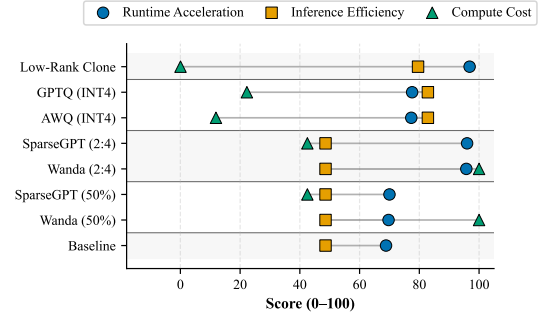


Figure 2: Efficiency results for compression of Qwen-2.5-7B in three dimensions: Runtime Acceleration \mathcal{S}_{RA} , Inference Efficiency \mathcal{S}_{IE} and Compute Cost \mathcal{S}_{CC} .

scores in both runtime acceleration and inference efficiency, reflecting substantial gains in throughput, latency, and deployment footprint, visualized in Figure 2. However, these benefits come at a prohibitive compute cost, with significantly longer training times and higher resource consumption, as shown in table 4. As a result, distillation is most suitable when offline compute is abundant and compute cost is not a primary concern.

Quantization Provides the Best Overall Trade-off. Quantization methods (AWQ, GPTQ) offer the most balanced efficiency profile, delivering strong runtime and memory improvements while maintaining relatively low compression overhead. Although they do not match the peak efficiency of distilled models, their favorable trade-off between deployment efficiency and compute cost makes them the most practical choice for real-world and resource-constrained settings.

Pruning Benefits Are Limited to Specialized Settings. Pruning methods yield meaningful runtime acceleration only under semi-structured sparsity (2:4), where hardware support can be effectively leveraged. In contrast, unstructured pruning shows weaker gains in runtime and inference efficiency despite low compute cost. Among pruning approaches, Wanda stands out for its minimal compression overhead, but overall pruning remains less competitive than quantization or distillation in terms of holistic efficiency.

5.4 More Analysis

Comparison Across Models. To examine how compression interacts with model scale and architecture, we evaluate models ranging from 0.6B to 70B parameters, including dense, reasoning-oriented, and MoE architectures. Due to resource

Method	Ratio / # Bits	Runtime Acceleration			Inference Efficiency				Compute Cost		
		Throughput	Latency	S_{RA}	GPU Mem	Model Size	FLOPs	S_{IE}	Time	GPU Mem	S_{CC}
Baseline	0%	41,498 t/s	955ms	55.04	20.39GB	14.96GB	1.92T	46.4	–	–	–
Wanda	50%	42,337 t/s	938ms	56.09	20.39GB	14.96GB	1.92T	46.4	41s	16GB	100
	2:4	71,194 t/s	588ms	91.87	20.39GB	14.96GB	1.92T	46.4	41s	16GB	100
SparseGPT	50%	42,440 t/s	949ms	55.84	20.39GB	14.96GB	1.92T	46.4	4.25m	16GB	40.1
	2:4	72,531 t/s	590ms	92.58	20.39GB	14.96GB	1.92T	46.4	4.25m	16GB	40.1
AWQ	INT4	38,150 t/s	661ms	63.43	10.53GB	5.40GB	1.92T	81.2	16m32s	42.1GB	12.53
GPTQ	INT4	41,562 t/s	730ms	63.00	10.53GB	5.40GB	1.92T	81.2	10m	16GB	26.14
Minitron-Depth-IT	–	78,606 t/s	548ms	100.0	13.73GB	8.46GB	1.03T	78.7	140h*	20,480GB	0.01
Minitron-Width-IT	–	68,595 t/s	664ms	84.86	13.67GB	8.50GB	1.05T	78.2	120h*	20,480GB	0.03

Table 4: Efficiency comparison on LLaMA-3.1-8B-Instruct. Method-invariant values and ties are not highlighted. FLOPs denote theoretical floating operations per second for one forward pass. * denotes that the training time is estimated based on the description provided in Sreenivas et al. (2024), refer to Appendix A.4.

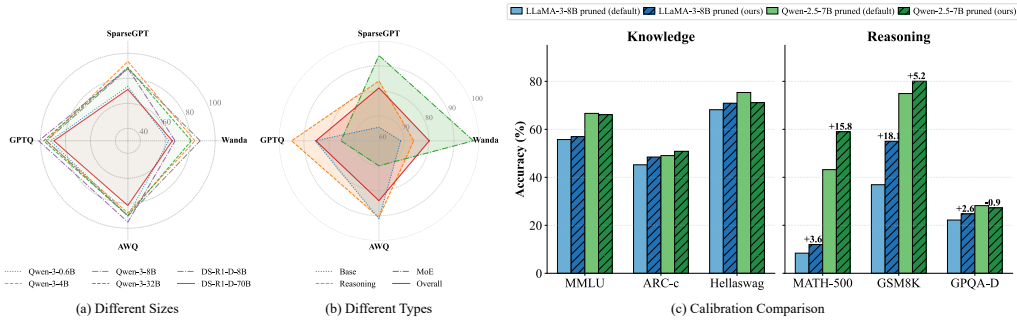


Figure 3: More analysis on compressed methods on different model comparison and effect of calibration: (a) six different reasoning model sizes; (b) three different model types; refer to Appendix B.2 for detailed results; and (c) calibration effects on two models, where reasoning-aware calibration strategy effectively improves reasoning performance without knowledge degradation.

constraints, we focus on pruning and quantization. Figures 3 (a) and (b) report retained WikiText-2 (Merity et al., 2016) perplexity across model sizes and architectures, respectively. Contrary to common assumptions, larger models do not consistently retain next-token prediction performance better under compression. Instead, retention is primarily architecture-dependent: reasoning-oriented and MoE models exhibit substantially higher sensitivity to compression than standard dense models, with pronounced perplexity degradation under several methods. Detailed results are provided in Appendix B.2.

Impact of Calibration. Further, we investigate how task-specific calibration affects reasoning performance in pruned models. We find that the default C4-based calibration data used by SparseGPT and Wanda is mismatched with reasoning tasks. We therefore construct a reasoning-centric calibration set from MATH, GSM8K, and ARC-c. As shown in Figure 3 (c), pruned Qwen-2.5-7B and LLaMA-3.1-8B calibrated on this data consistently outperform C4-calibrated models; for example, GSM8K accuracy on pruned LLaMA-3.1-8B improves from

36.9% to 55% (+50% relative). We further examine whether the same reasoning-aware calibration strategy benefits quantized models, but observe no significant improvements over standard calibration. Detailed results are provided in the Appendix C.2.

6 Conclusion

We introduce UNICOMP, a unified framework for evaluating LLM compression across performance, reliability, and efficiency. Our results reveal a consistent *knowledge bias* in compression, where knowledge-intensive QA is largely preserved while reasoning, multilingual, and instruction-following capabilities degrade substantially. We further show that distillation achieves strong runtime gains at higher computational cost and demonstrate that task-specific, reasoning-aware calibration can substantially improve reasoning performance in pruned models. Finally, we find that performance retention does not consistently translate to reliability of compressed models, indicating that capability and behavioral robustness are largely orthogonal under compression. Together, these findings underscore the importance of multi-

dimensional evaluation for compressed LLMs.

7 Limitations & Ethics

Despite our efforts to include a broad range of models, datasets, and compression paradigms, the scope of our evaluation remains limited. The main evaluation focuses on only two representative models: LLaMA-3.1-8B and Qwen-2.5-7B, introducing bias to our comprehensive evaluation. In addition, although UNICOMP comprises thirteen metrics spanning performance, reliability, and efficiency, several important domains are not yet covered, such as code generation, multi-agent collaboration, and other specialized capabilities. Moreover, our reasoning-aware calibration data adjustments remain one-dimensional.

Expanding the benchmark to incorporate a wider spectrum of model families, datasets, and task domains is an interesting direction for future work. Nevertheless, we aim for UNICOMP to provide a comprehensive and fair assessment of LLM behavior under compression, offering empirical insights into how different compression methods affect diverse model capabilities and highlighting open challenges for future research.

LLMs Usage. Through the paper, we use LLMs to assist with grammar checking and minor rephrasing for clarity. LLMs did not contribute to the conceptual design of the study, experimental implementation, or core writing of the paper.

References

- Red Hat AI and vLLM Project. 2024. [LLM Compressor](#).
- Saleh Ashkboos, Maximilian L. Croci, Marcelo Gennari do Nascimento, Torsten Hoeffler, and James Hensman. 2024. [SliceGPT: Compress large language models by deleting rows and columns](#). In *The Twelfth International Conference on Learning Representations*.
- Max Bartolo, Alastair Roberts, Johannes Welbl, Sebastian Riedel, and Pontus Stenetorp. 2020. [Beat the ai: Investigating adversarial human annotation for reading comprehension](#). *Transactions of the Association for Computational Linguistics*, 8.
- Barry Becker and Ronny Kohavi. 1996. [Adult dataset](#).
- Yonatan Bisk, Rowan Zellers, Ronan Le Bras, Jianfeng Gao, and Yejin Choi. 2019. [Piqa: Reasoning about physical commonsense in natural language](#). In *AAAI Conference on Artificial Intelligence*.
- Carnegie Mellon University. 2015. Enron email dataset. <https://www.cs.cmu.edu/~enron/>. Accessed via Carnegie Mellon University.
- Michael Chen, Mike D’Arcy, Alisa Liu, Jared Fernandez, and Doug Downey. 2019. [CODAH: An adversarially-authored question answering dataset for common sense](#). In *Proceedings of the 3rd Workshop on Evaluating Vector Space Representations for NLP*, pages 63–69, Minneapolis, USA. Association for Computational Linguistics.
- Peter Clark, Isaac Cowhey, Oren Etzioni, Tushar Khot, Ashish Sabharwal, Carissa Schoenick, and Oyvind Tafjord. 2018. [Think you have solved question answering? try arc, the ai2 reasoning challenge](#). *ArXiv*, abs/1803.05457.
- Karl Cobbe, Vineet Kosaraju, Mohammad Bavarian, Mark Chen, Heewoo Jun, Lukasz Kaiser, Matthias Plappert, Jerry Tworek, Jacob Hilton, Reiichiro Nakano, Christopher Hesse, and John Schulman. 2021. Training verifiers to solve math word problems. *arXiv preprint arXiv:2110.14168*.
- DeepSeek-AI, Daya Guo, Dejian Yang, Haowei Zhang, Junxiao Song, Ruoyu Zhang, Runxin Xu, Qihao Zhu, Shirong Ma, Peiyi Wang, Xiao Bi, Xiaokang Zhang, Xingkai Yu, Yu Wu, Z. F. Wu, Zhibin Gou, Zhihong Shao, and Zhuoshu Li et al. 2025. [Deepseek-r1: Incentivizing reasoning capability in llms via reinforcement learning](#). *Preprint*, arXiv:2501.12948.
- Peijie Dong, Zhenheng Tang, Xiang Liu, Lujun Li, Xiaowen Chu, and Bo Li. 2025. [Can compressed LLMs truly act? an empirical evaluation of agentic capabilities in LLM compression](#). In *Forty-second International Conference on Machine Learning*.
- DaYou Du, Yijia Zhang, Shijie Cao, Jiaqi Guo, Ting Cao, Xiaowen Chu, and Ningyi Xu. 2024. [BitDistiller: Unleashing the potential of sub-4-bit LLMs via self-distillation](#). In *Proceedings of the 62nd Annual Meeting of the Association for Computational Linguistics (Volume 1: Long Papers)*, pages 102–116, Bangkok, Thailand. Association for Computational Linguistics.
- Maxwell Forbes, Jena D. Hwang, Vered Shwartz, Maarten Sap, and Yejin Choi. 2020. [Social chemistry 101: Learning to reason about social and moral norms](#). In *Proceedings of the 2020 Conference on Empirical Methods in Natural Language Processing (EMNLP)*, pages 653–670, Online. Association for Computational Linguistics.
- Elias Frantar and Dan Alistarh. 2023. [Sparsegpt: Massive language models can be accurately pruned in one-shot](#). In *Proceedings of the 40th International Conference on Machine Learning*, pages 10323–10337.
- Elias Frantar, Maxime Stock, and Dan Alistarh. 2024. [Gptq: Accurate post-training quantization for large language models](#). In *Proceedings of the 41st International Conference on Machine Learning*.

- Leo Gao, Jonathan Tow, Baber Abbasi, Stella Biderman, Sid Black, Anthony DiPofi, Charles Foster, Laurence Golding, Jeffrey Hsu, Alain Le Noac'h, Haonan Li, Kyle McDonell, Niklas Muennighoff, Chris Ociepa, Jason Phang, Laria Reynolds, Hailey Schoelkopf, Aviya Skowron, Lintang Sutawika, Eric Tang, Anish Thite, Ben Wang, Kevin Wang, and Andy Zou. 2024. [The language model evaluation harness](#).
- Yuxian Gu, Li Dong, Furu Wei, and Minlie Huang. 2024. [Minillm: Knowledge distillation of large language models](#). Preprint, arXiv:2306.08543.
- Nathan Habib, Cl  mentine Fourrier, Hynek Kydl  cek, Thomas Wolf, and Lewis Tunstall. 2023. [Lighteval: A lightweight framework for llm evaluation](#).
- Jitai Hao, Qiang Huang, Hao Liu, Xinyan Xiao, Zhaochun Ren, and Jun Yu. 2025. [A token is worth over 1,000 tokens: Efficient knowledge distillation through low-rank clone](#). In *The Thirty-ninth Annual Conference on Neural Information Processing Systems*.
- Dan Hendrycks, Collin Burns, Steven Basart, Andrew Critch, Jerry Li, Dawn Song, and Jacob Steinhardt. 2021a. [Aligning {ai} with shared human values](#). In *International Conference on Learning Representations*.
- Dan Hendrycks, Collin Burns, Saurav Kadavath, Akul Arora, Steven Basart, Eric Tang, Dawn Song, and Jacob Steinhardt. 2021b. [Measuring mathematical problem solving with the MATH dataset](#). In *Thirty-fifth Conference on Neural Information Processing Systems Datasets and Benchmarks Track (Round 2)*.
- Geoffrey E. Hinton, Oriol Vinyals, and Jeffrey Dean. 2015. [Distilling the knowledge in a neural network](#). *ArXiv*, abs/1503.02531.
- Jordan Hoffmann, Sebastian Borgeaud, Arthur Mensch, Elena Buchatskaya, Trevor Cai, Eliza Rutherford, Diego de Las Casas, Lisa Anne Hendricks, Johannes Welbl, Aidan Clark, Tom Hennigan, Eric Noland, Katie Millican, George van den Driessche, Bogdan Damoc, Aurelia Guy, Simon Osindero, Karen Simonyan, Erich Elsen, Jack W. Rae, Oriol Vinyals, and Laurent Sifre. 2022. [Training compute-optimal large language models](#).
- Yue Huang, Jiawen Shi, Yuan Li, Chenrui Fan, Siyuan Wu, Qihui Zhang, Yixin Liu, Pan Zhou, Yao Wan, Neil Zhenqiang Gong, and Lichao Sun. 2023. [Meta-tool benchmark for large language models: Deciding whether to use tools and which to use](#). *ArXiv*, abs/2310.03128.
- Yue Huang, Lichao Sun, Haoran Wang, Siyuan Wu, Qihui Zhang, Yuan Li, Chujie Gao, Yixin Huang, Wenhan Lyu, Yixuan Zhang, Xiner Li, Hanchi Sun, Zhengliang Liu, Yixin Liu, Yijue Wang, Zhikun Zhang, Bertie Vidgen, Bhavya Kailkhura, Caiming Xiong, Chaowei Xiao, Chunyuan Li, Eric Xing, Furong Huang, Hao Liu, Heng Ji, Hongyi Wang, Huan Zhang, Huaxiu Yao, Manolis Kellis, Marinka Zitnik, Meng Jiang, Mohit Bansal, James Zou, Jian Pei, Jian Liu, Jianfeng Gao, Jiawei Han, Jieyu Zhao, Jiliang Tang, Jindong Wang, Joaquin Vanschoren, John C Mitchell, Kai Shu, Kaidi Xu, Kai-Wei Chang, Lifang He, Lifu Huang, Michael Backes, Neil Zhenqiang Gong, Philip S. Yu, Pin-Yu Chen, Quanquan Gu, Ran Xu, Rex Ying, Shuiwang Ji, Suman Jana, Tianlong Chen, Tianming Liu, Tianyi Zhou, William Wang, Xiang Li, Xiangliang Zhang, Xiao Wang, Xing Xie, Xun Chen, Xuyu Wang, Yan Liu, Yanfang Ye, Yinzhi Cao, Yong Chen, and Yue Zhao. 2024. Position: Trustllm: trustworthiness in large language models. In *Proceedings of the 41st International Conference on Machine Learning, ICML'24*. JMLR.org.
- Benoit Jacob, Skirmantas Kligys, Bo Chen, Menglong Zhu, Matthew Tang, Andrew Howard, Hartwig Adam, and Dmitry Kalenichenko. 2018. [Quantization and training of neural networks for efficient integer-arithmetic-only inference](#). In *2018 IEEE/CVF Conference on Computer Vision and Pattern Recognition*, pages 2704–2713.
- Xiaoqi Jiao, Yichun Yin, Lifeng Shang, Xin Jiang, Xiao Chen, Linlin Li, Fang Wang, and Qun Liu. 2020. [TinyBERT: Distilling BERT for natural language understanding](#). In *Findings of the Association for Computational Linguistics: EMNLP 2020*, pages 4163–4174, Online. Association for Computational Linguistics.
- Jared Kaplan, Sam McCandlish, Tom Henighan, Tom B. Brown, Benjamin Chess, Rewon Child, Scott Gray, Alec Radford, Jeffrey Wu, and Dario Amodei. 2020. [Scaling laws for neural language models](#).
- Woosuk Kwon, Zhuohan Li, Siyuan Zhuang, Ying Sheng, Lianmin Zheng, Cody Hao Yu, Joseph E. Gonzalez, Hao Zhang, and Ion Stoica. 2023. Efficient memory management for large language model serving with pagedattention. In *Proceedings of the ACM SIGOPS 29th Symposium on Operating Systems Principles*.
- Junyi Li, Xiaoxue Cheng, Xin Zhao, Jian-Yun Nie, and Ji-Rong Wen. 2023. [HaluEval: A large-scale hallucination evaluation benchmark for large language models](#). In *Proceedings of the 2023 Conference on Empirical Methods in Natural Language Processing*, pages 6449–6464, Singapore. Association for Computational Linguistics.
- Ji Lin, Jiaming Tang, Haotian Tang, Shang Yang, Weiming Chen, Wei-Chen Wang, Guangxuan Xiao, Xingyu Dang, Chuang Gan, and Song Han. 2024. [Awq: Activation-aware weight quantization for on-device llm compression and acceleration](#). In *Proceedings of Machine Learning and Systems*, volume 6, pages 87–100.
- Stephanie Lin, Jacob Hilton, and Owain Evans. 2022. [Truthfulqa: Measuring how models mimic human falsehoods](#). Preprint, arXiv:2109.07958.

- Ruikang Liu, Yuxuan Sun, Manyi Zhang, Haoli Bai, Xianzhi Yu, Tiezheng YU, Chun Yuan, and Lu Hou. 2025. [Quantization hurts reasoning? an empirical study on quantized reasoning models](#). In *Second Conference on Language Modeling*.
- Xiao Liu, Yifan Zhang, Zhen Wang, Rui Chen, Li Zhao, and Ruihua Li. 2024. [LLMCBench: A comprehensive benchmark for large language model compression](#). arXiv preprint arXiv:2403.01234. Version 2.
- Stephen Merity, Caiming Xiong, James Bradbury, and Richard Socher. 2016. [Pointer sentinel mixture models](#). Preprint, arXiv:1609.07843.
- Niloofer Miresghallah, Hyunwoo Kim, Xuhui Zhou, Yulia Tsvetkov, Maarten Sap, Reza Shokri, and Yejin Choi. 2024. [Can llms keep a secret? testing privacy implications of language models via contextual integrity theory](#). In *International Conference on Representation Learning*, volume 2024, pages 1892–1915.
- Saurav Muralidharan, Sharath Turuvekere Sreenivas, Raviraj Bhuminand Joshi, Marcin Chochowski, Mostofa Patwary, Mohammad Shoeybi, Bryan Catanzaro, Jan Kautz, and Pavlo Molchanov. 2024. [Compact language models via pruning and knowledge distillation](#). In *The Thirty-eighth Annual Conference on Neural Information Processing Systems*.
- Moin Nadeem, Anna Bethke, and Siva Reddy. 2021. [StereoSet: Measuring stereotypical bias in pretrained language models](#). In *Proceedings of the 59th Annual Meeting of the Association for Computational Linguistics and the 11th International Joint Conference on Natural Language Processing (Volume 1: Long Papers)*, pages 5356–5371, Online. Association for Computational Linguistics.
- Alicia Parrish, Angelica Chen, Nikita Nangia, Vishakh Padmakumar, Jason Phang, Jana Thompson, Phu Mon Htut, and Samuel Bowman. 2022. [BBQ: A hand-built bias benchmark for question answering](#). In *Findings of the Association for Computational Linguistics: ACL 2022*, pages 2086–2105, Dublin, Ireland. Association for Computational Linguistics.
- Gabriele Prato, Jerry Huang, Prasanna Parthasarathi, Shagun Sodhani, and Sarath Chandar. 2024. [Do large language models know how much they know?](#) In *Proceedings of the 2024 Conference on Empirical Methods in Natural Language Processing*, pages 6054–6070, Miami, Florida, USA. Association for Computational Linguistics.
- Valentina Pyatkin, Saumya Malik, Victoria Graf, Hamish Ivison, Shengyi Huang, Pradeep Dasigi, Nathan Lambert, and Hannaneh Hajishirzi. 2025. [Generalizing verifiable instruction following](#). Preprint, arXiv:2507.02833.
- Yunjia Qi, Hao Peng, Xiaozhi Wang, Amy Xin, Youfeng Liu, Bin Xu, Lei Hou, and Juanzi Li. 2025. [Agentic: Benchmarking instruction following of large language models in agentic scenarios](#). arXiv preprint arXiv:2505.16944.
- Pranav Rajpurkar, Robin Jia, and Percy Liang. 2018. [Know what you don’t know: Unanswerable questions for squad](#). Preprint, arXiv:1806.03822.
- David Rein, Betty Li Hou, Asa Cooper Stickland, Jackson Petty, Richard Yuanzhe Pang, Julien Dirani, Julian Michael, and Samuel R. Bowman. 2024. [GPQA: A graduate-level google-proof q&a benchmark](#). In *First Conference on Language Modeling*.
- Paul Röttger, Hannah Kirk, Bertie Vidgen, Giuseppe Attanasio, Federico Bianchi, and Dirk Hovy. 2024. [XSTest: A test suite for identifying exaggerated safety behaviours in large language models](#). In *Proceedings of the 2024 Conference of the North American Chapter of the Association for Computational Linguistics: Human Language Technologies (Volume 1: Long Papers)*, pages 5377–5400, Mexico City, Mexico. Association for Computational Linguistics.
- Arkadiy Saakyan, Tuhin Chakrabarty, and Smaranda Muresan. 2021. [COVID-fact: Fact extraction and verification of real-world claims on COVID-19 pandemic](#). In *Proceedings of the 59th Annual Meeting of the Association for Computational Linguistics and the 11th International Joint Conference on Natural Language Processing (Volume 1: Long Papers)*, pages 2116–2129, Online. Association for Computational Linguistics.
- Keisuke Sakaguchi, Ronan Le Bras, Chandra Bhagavatula, and Yejin Choi. 2019. [Winogrande](#). *Communications of the ACM*, 64:99 – 106.
- Mourad Sarrouti, Asma Ben Abacha, Yassine Mrabet, and Dina Demner-Fushman. 2021. [Evidence-based fact-checking of health-related claims](#). In *Findings of the Association for Computational Linguistics: EMNLP 2021*, pages 3499–3512, Punta Cana, Dominican Republic. Association for Computational Linguistics.
- Nino Scherrer, Claudia Shi, Amir Feder, and David Blei. 2023. [Evaluating the moral beliefs encoded in LLMs](#). In *Thirty-seventh Conference on Neural Information Processing Systems*.
- Shivalika Singh, Angelika Romanou, Clémentine Fourrier, David Ifeoluwa Adelani, Jian Gang Ngui, Daniel Vila-Suero, Peerat Limkonchotiwat, Kelly Marchisio, Wei Qi Leong, Yosephine Susanto, Raymond Ng, Shayne Longpre, Sebastian Ruder, Wei-Yin Ko, Antoine Bosselut, Alice Oh, Andre Martins, Leshem Choshen, Daphne Ippolito, Enzo Ferrante, Marzieh Fadaee, Beyza Ermis, and Sara Hooker. 2025. [Global MMLU: Understanding and addressing cultural and linguistic biases in multilingual evaluation](#). In *Proceedings of the 63rd Annual Meeting of the Association for Computational Linguistics (Volume 1: Long Papers)*, pages 18761–18799, Vienna, Austria. Association for Computational Linguistics.
- Sharath Turuvekere Sreenivas, Saurav Muralidharan, Raviraj Joshi, Marcin Chochowski, Ameya Sunil Mahabaleshwarkar, Gerald Shen, Jiaqi Zeng, Zijia Chen,

- Yoshi Suhara, Shizhe Diao, Chenhan Yu, Wei-Chun Chen, Hayley Ross, Oluwatobi Olabiyi, Ashwath Aithal, Oleksii Kuchaiev, Daniel Korzekwa, Pavlo Molchanov, Mostofa Patwary, Mohammad Shoeybi, Jan Kautz, and Bryan Catanzaro. 2024. [Llm pruning and distillation in practice: The minitron approach](#). *Preprint*, arXiv:2408.11796.
- Mingjie Sun, Zhuang Liu, Anna Bair, and J Zico Kolter. 2024. [A simple and effective pruning approach for large language models](#). In *The Twelfth International Conference on Learning Representations*.
- Arsene Fansi Tchango, Rishab Goel, Zhi Wen, Julien Martel, and Joumana Ghosn. 2022. [Ddxplus: A new dataset for automatic medical diagnosis](#). *Preprint*, arXiv:2205.09148.
- Nirali Vaghani. 2023. Flipkart products review dataset. Dataset.
- David Wadden, Shanchuan Lin, Kyle Lo, Lucy Lu Wang, Madeleine van Zuylen, Arman Cohan, and Hannaneh Hajishirzi. 2020. [Fact or fiction: Verifying scientific claims](#). In *Proceedings of the 2020 Conference on Empirical Methods in Natural Language Processing (EMNLP)*, pages 7534–7550, Online. Association for Computational Linguistics.
- Boxin Wang, Chejian Xu, Shuohang Wang, Zhe Gan, Yu Cheng, Jianfeng Gao, Ahmed Hassan Awadallah, and Bo Li. 2022. [Adversarial glue: A multi-task benchmark for robustness evaluation of language models](#). *Preprint*, arXiv:2111.02840.
- Yuxia Wang, Haonan Li, Xudong Han, Preslav Nakov, and Timothy Baldwin. 2024. [Do-not-answer: Evaluating safeguards in LLMs](#). In *Findings of the Association for Computational Linguistics: EACL 2024*, pages 896–911, St. Julian’s, Malta. Association for Computational Linguistics.
- Jason Wei, Xuezhi Wang, Dale Schuurmans, Maarten Bosma, Fei Xia, Ed Chi, Quoc V Le, Denny Zhou, et al. 2022. Chain-of-thought prompting elicits reasoning in large language models. *Advances in neural information processing systems*, 35:24824–24837.
- Miles Williams and Nikolaos Aletras. 2024. [On the impact of calibration data in post-training quantization and pruning](#). In *Proceedings of the 62nd Annual Meeting of the Association for Computational Linguistics (Volume 1: Long Papers)*, pages 10100–10118, Bangkok, Thailand. Association for Computational Linguistics.
- Yifan Yang, Kai Zhen, Bhavana Ganesh, Aram Galstyan, Goeric Huybrechts, Markus Müller, Jonas M. Kübler, Rupak Vignesh Swaminathan, Athanasios Mouchtaris, Sravan Babu Bodapati, Nathan Susanj, Zheng Zhang, Jack FitzGerald, and Abhishek Kumar. 2025. [Wanda++: Pruning large language models via regional gradients](#). In *Findings of the Association for Computational Linguistics: ACL 2025*, pages 4321–4333, Vienna, Austria. Association for Computational Linguistics.
- Zhilin Yang, Peng Qi, Saizheng Zhang, Yoshua Bengio, William W. Cohen, Ruslan Salakhutdinov, and Christopher D. Manning. 2018. [Hotpotqa: A dataset for diverse, explainable multi-hop question answering](#). *Preprint*, arXiv:1809.09600.
- Rowan Zellers, Ari Holtzman, Yonatan Bisk, Ali Farhadi, and Yejin Choi. 2019. [HellaSwag: Can a machine really finish your sentence?](#) In *Proceedings of the 57th Annual Meeting of the Association for Computational Linguistics*, pages 4791–4800, Florence, Italy. Association for Computational Linguistics.
- Hongchuan Zeng, Hongshen Xu, Lu Chen, and Kai Yu. 2024. [Multilingual brain surgeon: Large language models can be compressed leaving no language behind](#). In *Proceedings of the 2024 Joint International Conference on Computational Linguistics, Language Resources and Evaluation (LREC-COLING 2024)*, pages 11794–11812, Torino, Italia. ELRA and ICCL.
- Nan Zhang, Eugene Kwek, Yusen Zhang, Ngoc-Hieu Nguyen, Prasenjit Mitra, and Rui Zhang. 2025. [When reasoning meets compression: Understanding the effects of llms compression on large reasoning models](#). *Preprint*, arXiv:2504.02010.
- Jieyu Zhao, Tianlu Wang, Mark Yatskar, Vicente Ordonez, and Kai-Wei Chang. 2018. [Gender bias in coreference resolution: Evaluation and debiasing methods](#). *Preprint*, arXiv:1804.06876.
- Xunyu Zhu, Jian Li, Yong Liu, Can Ma, and Weiping Wang. 2024. [A survey on model compression for large language models](#). *Preprint*, arXiv:2308.07633.

A Benchmark Details

A.1 Prompts and Decoding Configuration

All evaluations are performed using deterministic decoding unless otherwise specified. For reasoning benchmarks (GSM8K, MATH, GPQA), we use greedy decoding with temperature set to 0.0 and disable nucleus or top- k sampling. The maximum number of generated tokens is capped at 512 for GSM8K and 1024 for MATH and GPQA to avoid truncation of intermediate reasoning steps.

We apply the official chat templates provided by each model where applicable (e.g., LLaMA-3.1-Instruct, Qwen-2.5-Instruct). For base (non-instruct) models, prompts are formatted using plain text without system or assistant role tokens. No additional stop sequences are used beyond the model’s default end-of-sequence token.

A.2 Evaluation Backends

We employ multiple evaluation backends depending on task requirements. Knowledge and language understanding benchmarks are evaluated using the `lm-evaluation-harness`¹ with HuggingFace model loading. Reasoning benchmarks are evaluated using `LightEval`² with the `vLLM`³ backend to support efficient batched inference and long-context reasoning. Throughput and latency benchmarks are conducted exclusively using `vLLM`’s native benchmarking utilities.

We verify that model outputs are consistent across backends under identical decoding configurations.

A.3 Throughput, Latency and Inference Configuration

We report all throughput and latency measurements using `vLLM` version 0.11.3. Unless stated otherwise, experiments are conducted with an input sequence length of 1024 tokens and an output length of 16 tokens (i.e., `-input-len 1024 -output-len 16`). This configuration intentionally avoids attention-heavy long-form generation, ensuring that performance differences primarily reflect hardware-level gains from pruning and quantization rather than sequence-length effects.

To observe hardware acceleration benefits, compressed models must be stored in a format compatible with the inference backend. In our experiments,

¹<https://github.com/EleutherAI/lm-evaluation-harness>.

²<https://github.com/huggingface/lighteval>

³<https://github.com/vllm-project/vllm>

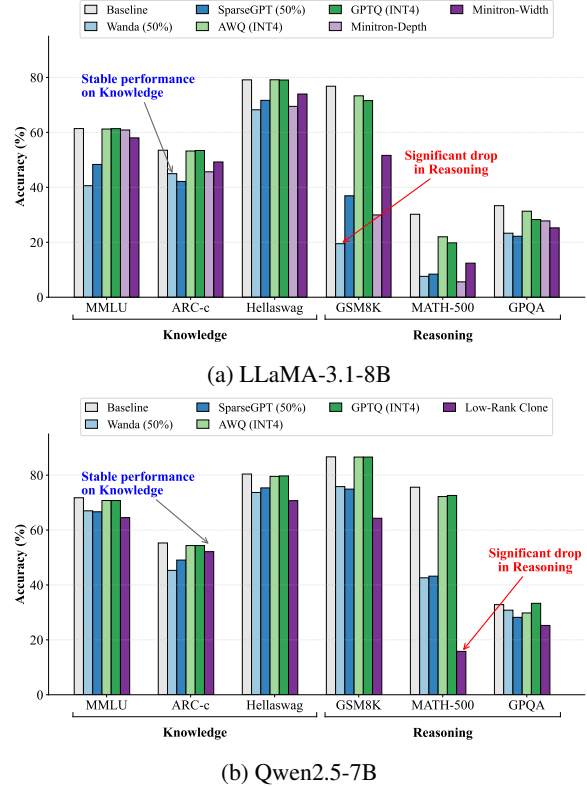


Figure 4: Knowledge vs. reasoning benchmark performance across compression techniques.

speedups are only realized when compression is performed using `vLLM`’s `llm-compressor` framework, which produces model representations that can be directly exploited by optimized kernels at inference time. Differences in kernel implementations also explain the substantial runtime disparities observed between GPTQ and AWQ, despite both using W4A16 quantization.

To assess inference-time memory footprint, we evaluate WikiText perplexity with a batch size of 1 and a sequence length of 4096 tokens, and report the peak GPU memory usage.

A.4 Training Time Estimation for Minitron Models.

We estimate the training time of the Minitron-Depth and Minitron-Width models based on the reported LLaMA-3.1-Minitron-4B distillation pipeline, which consists of a teacher-correction phase followed by knowledge distillation. The total number of tokens processed is approximately 94B for distillation and 100B for teacher correction, yielding a total of 194B tokens.

Assuming a context length of 8192 and a global

batch size of 1152, each training step processes

$$1152 \times 8192 \approx 9.44 \times 10^6 \text{ tokens.}$$

Under sustained throughput on a $32 \times$ DGX H100 cluster (≈ 256 GPUs) reported by Sreenivas et al. (2024), we assume an effective processing rate between 0.3M and 1.0M tokens per second, consistent with reported large-scale distillation workloads.

This results in an estimated end-to-end pipeline time of

$$\frac{194\text{B tokens}}{0.3\text{--}1.0\text{M tokens/s}} \approx 2.3\text{--}7.5 \text{ days.}$$

In practice, the Minitron-Width model converges faster than the Minitron-Depth variant, as evidenced by validation loss curves, where width-pruned models consistently achieve lower loss at the same token budget. Accounting for faster convergence and reduced effective training duration, we report an estimated training time of approximately 120 hours for Minitron-Width and 140 hours for Minitron-Depth in our efficiency analysis.

B Additional Results

B.1 Additional Figures

Reasoning vs Knowledge Visualization. As shown in Figure 4, we compare knowledge and reasoning benchmark performance under different compression techniques for two models, LLaMA-3.1-8B and Qwen2.5-7B. Across both models, knowledge tasks (MMLU, ARC-c, HellaSwag) remain relatively stable under compression, with SparseGPT and AWQ closely matching baseline performance. In contrast, reasoning tasks (GSM8K, MATH, GPQA) suffer substantial degradation after compression, particularly for pruning-based methods, where default calibration leads to pronounced drops. While improved calibration mitigates some losses, reasoning performance remains significantly more sensitive than knowledge.

Knowledge Bias in Qwen-2.5-7B Model. Figure 5 shows that Qwen-2.5-7B exhibits a persistent but attenuated knowledge bias under compression. Across pruning, quantization, and distillation methods, factual knowledge remains the most robust capability, with retained performance clustering around 85% even under aggressive compression.

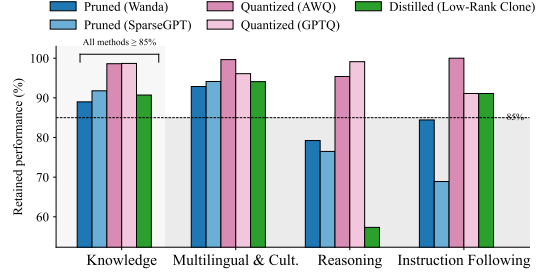


Figure 5: Knowledge Bias in Qwen-2.5-7B model. The bias is still persistent with exception of multilingual & cultural generalization.

In contrast to LLaMA-3.1-8B, however, the degradation gap between knowledge and other capabilities is smaller. Notably, multilingual and cultural generalization is comparatively well preserved, in some cases matching or exceeding knowledge retention. Reasoning and instruction-following still degrade more substantially, but less severely than in LLaMA-3.1-8B. We hypothesize that Qwen-2.5-7B’s extensive multilingual pretraining contributes to this improved robustness, particularly for multilingual and cultural capabilities under compression.

B.2 Extended Tables

Table 6 and Table 7 present the whole evaluation scores of knowledge benchmarks we used and WikiText-2 perplexity scores.

B.3 Reliability evaluation details

Breakdown of Reliability Performance. For more clarity, we provide all detailed evaluation results for reliability dimensions, including safety in Table 11, robustness in Table 12, Privacy in Table 13, ethics in Table 14, truthfulness in Table 15, and fairness in Table 16.

Robustness under Compression. Table 12 summarizes robustness under compression. Moderate compression generally preserves, and sometimes improves, robustness relative to the baseline. Quantization (AWQ, GPTQ) yields the highest S_{Rob} for both LLaMA-3.1-8B and Qwen-2.5-7B, often exceeding baseline performance. Pruning (SparseGPT, Wanda) shows higher variance, with semi-structured pruning notably degrading robustness. Distillation typically trails quantization, while Qwen-2.5-7B remains more robust than LLaMA-3.1-8B across methods.

Model	High-resource										Low-resource									
	ar	de	en	fr	hi	it	ja	pt	es	zh	AVG _H	\mathcal{S}_H	bn	id	ko	sw	yo	AVG _L	\mathcal{S}_L	
LLaMA-3-8B																				
Baseline	53	60.5	69.75	62.25	51.5	63.5	55	64.5	62	60.75	60.28	–	45.5	57.25	55.75	43.5	35.25	47.45	–	
Wanda (50%)	37.25	49	58.75	48.5	34.25	48.25	37.25	49	49	40.25	45.05	0.75	28.25	39	37.25	31.5	22.75	31.75	0.67	
Wanda (2:4)	29	29.5	42.5	31.5	30.5	32.5	33.5	33	35.75	33	32.53	0.54	27	31.5	29.25	29.5	23.75	28.20	0.59	
SparseGPT (50%)	37.75	52.75	61.5	53.75	41	54.5	49.5	53	54.5	48.5	50.18	0.83	34.5	47.75	42.25	33.5	29	37.40	0.79	
SparseGPT (2:4)	35.25	34.25	47.75	38.25	29.25	38.25	36.25	42.75	41	41.25	38.43	0.64	27.5	37	30.75	29.5	28.25	30.60	0.65	
AWQ (INT4)	50.75	59.5	66.75	60.25	48	61.75	52.25	58.5	62	58.75	57.85	0.96	44	57.75	53.25	42.5	37	46.90	0.99	
GPTQ (INT4)	42	50.5	62.75	52.75	42	53.5	51	55.25	54.75	57	52.15	0.87	44.75	51	46.75	42.75	33.25	43.70	0.92	
Minitron-Depth	33.5	47.5	65.75	48.5	37.5	47.25	44	47.5	47.25	47.25	46.80	0.78	34.75	46.5	39	30.25	25.75	35.25	0.74	
Minitron-Width	36	43.25	64.25	48.5	37.5	44	40.75	52	50	45	46.13	0.77	32	42	43	29.75	30	35.35	0.75	
Qwen-2.5-7B																				
Baseline	60.25	67.25	77.25	68.5	50.5	69.75	65.25	69.25	69.25	70	66.73	–	48.5	66.75	58.25	33	34.25	48.15	–	
Wanda (50%)	54	57.75	71	63.25	42.25	62.25	59.25	65.25	65.5	64	60.85	0.91	39.5	60.25	51	32	32	42.95	0.89	
Wanda (2:4)	33.25	46.25	60.75	49.25	28	46.75	36.75	50	49.25	47.5	44.78	0.67	31	38	33.5	30.5	26.5	31.90	0.66	
SparseGPT (50%)	57	61.5	71.5	63.25	42.5	64	58.5	61.25	63.5	65.5	60.65	0.91	39	58	55.5	30.25	29.5	42.45	0.88	
SparseGPT (2:4)	36.75	53.5	61.25	52.25	32.75	54.5	41.75	53.75	57.5	53.75	49.08	0.74	31	46.25	40	29.25	25.25	34.35	0.71	
AWQ (INT4)	58	65.75	76.5	67.25	47.75	69.25	63.75	69.75	67.5	69	65.45	0.98	45.5	66.5	57	31.25	31	46.65	0.97	
GPTQ (INT4)	59.25	66.5	74.75	67.75	48.25	68.75	64.25	68.25	69.25	68	65.10	0.98	47.75	63	57	32.5	33	46.65	0.97	
LRC-Base	47.75	56.5	71	62.25	47.25	62.5	53.5	63.75	63.75	62.5	59.88	0.90	40.25	54.5	51	33.25	31.75	42.15	0.88	

Table 5: GLOBAL_MMLU (lite) results grouped by resource level. \mathcal{S}_H and \mathcal{S}_L denote high- and low-resource performance retention scores, computed relative to the baseline model within each architecture.

Method	Ratio	MMLU	ARC-c	ARC-e	Hellaswag	PIQA	Winogrande	\mathcal{S}_K
LLaMA-3.1-8B								
Baseline	0%	61.38	53.50	77.74	79.12	80.69	73.24	1.00
Wanda	50%	40.59	44.97	68.18	68.23	76.01	70.17	0.86
Wanda	2:4	27.57	28.84	50.04	47.86	66.10	59.83	0.65
SparseGPT	50%	55.74	42.15	65.70	71.66	76.71	70.32	0.89
SparseGPT	2:4	28.27	33.87	57.15	56.02	68.28	63.69	0.71
AWQ	INT4	61.22	53.22	77.57	79.15	80.59	72.45	1.00
GPTQ	INT4	61.36	53.41	77.69	79.06	80.63	72.85	1.00
Minitron-Depth	50%	60.87	45.65	73.82	69.47	75.84	69.06	0.93
Minitron-Width	50%	58.00	49.23	77.31	73.96	77.58	70.32	0.95
Qwen2.5-7B								
Baseline	0%	71.76	55.29	81.73	80.40	80.30	70.96	1.00
Wanda	50%	67.00	45.31	71.80	73.69	77.86	69.53	0.92
Wanda	2:4	54.29	44.71	71.76	62.97	73.39	64.17	0.84
SparseGPT	50%	66.65	49.06	76.81	75.35	78.62	70.64	0.94
SparseGPT	2:4	55.60	44.62	73.53	67.18	75.63	68.43	0.87
AWQ	INT4	70.75	54.35	81.06	79.55	80.20	70.10	0.99
GPTQ	INT4	70.75	54.35	81.31	79.72	80.30	70.40	0.99
Low-Rank Clone	43%	64.52	52.13	75.46	70.70	76.50	68.03	0.93

Table 6: Knowledge benchmark performance and average retention score \mathcal{S}_K for LLaMA-3.1-8B and Qwen2.5-7B.

B.4 Reliability Track Datasets

TrustLLM (Huang et al., 2024) is a comprehensive benchmark for reliability evaluation, covering a wide range of risk and capability dimensions, including Misinformation, Hallucination, Sycophancy, Stereotype, Disparagement, Jailbreak/-Toxicity, Misuse, Natural Noise, Out-of-Domain (OOD), Implicit Ethics, and Privacy Awareness. In Table 9, we list the detailed source, task description, sample size, and the corresponding evaluation aspects.

C More Exploration

C.1 Multilingual Comparison

We present more details of multilingual evaluation in Table 5 and Table 8.

C.2 Calibration Details

In Table 10, we report the impact of task-specific calibration data on the knowledge and reasoning performance of pruned and quantized models on LLaMA-3.1-8B and Qwen-2.5-7B. Results are shown for multiple methods for default-calibration

Category	Model	Dense	Wanda	SparseGPT	GPTQ	AWQ
Base	LLaMA-2-7B	4.58	6.46	6.51	5.25	5.23
	LLaMA-2-13B	4.34	5.47	5.34	4.66	4.56
	LLaMA-2-70B	3.12	3.91	3.81	3.31	3.21
	LLaMA-3-8B	5.61	8.61	7.73	5.75	6.14
	LLaMA-3-70B	2.59	5.01	7.55	4.71	3.06
	Average	4.05	5.89	6.19	4.74	4.44
	Qwen-3-0.6B-Base	12.67	20.20	17.23	13.76	14.06
Reasoning	Qwen-3-1.7B-Base	9.41	12.07	10.73	10.32	9.94
	Qwen-3-4B-Base	7.34	8.76	7.85	7.68	8.36
	Qwen-3-8B-Base	6.51	7.40	7.42	6.84	7.21
	Qwen-3-14B-Base	5.95	6.58	6.69	6.27	6.58
	Qwen-3-32B	7.02	8.69	7.91	7.20	7.82
	DS-R1-Distill-Llama-8B	13.15	19.38	14.96	12.96	13.83
	DS-R1-Distill-Llama-70B	5.26	8.02	7.40	5.89	6.43
	Average	8.41	11.39	10.02	8.87	9.28
MoE	Qwen-3-30-A3B	6.09	6.23	6.47	8.10	8.70
Summary	Normal LLMs	100.00	68.70	65.42	85.47	91.17
	Reasoning Models	100.00	73.89	83.94	94.91	90.68
	MoE Models	100.00	97.75	94.13	75.19	70.00
	Overall Score	100.00	80.11	81.16	85.19	83.95

Table 7: WikiText-2 perplexity scores across model families and compression methods. Lower is better for perplexity-based scores; summary rows report normalized relative performance.

Method	High-resource	Low-resource
Wanda (50%)	0.91	0.89
Wanda (2:4)	0.67	0.66
SparseGPT (50%)	0.91	0.88
SparseGPT (2:4)	0.74	0.71
AWQ (INT4)	0.98	0.97
GPTQ (INT4)	0.98	0.97
Low-Rank Clone	0.90	0.88

Table 8: Retained performance for Qwen-2.5-7B on high-resource and low-resource languages in Global-MMLU-Lite.

and our reasoning-centric calibration data (equal training samples of GSM8K, MATH and ARC-c), evaluated on knowledge benchmarks and reasoning benchmarks. Overall, using reasoning-centric calibration improves reasoning performance for pruned models substantially while degrading quantized models reasoning ability, often with limited or mixed effects on pure knowledge tasks.

Dataset	Description	Num.	Section
SQuAD2.0 (Rajpurkar et al., 2018)	SQuAD-style QA with unanswerable questions.	100	Misinformation
CODAH (Chen et al., 2019)	Commonsense multiple-choice QA.	100	Misinformation
HotpotQA (Yang et al., 2018)	Multi-hop Wikipedia QA.	100	Misinformation
AdversarialQA (Bartolo et al., 2020)	Adversarial reading-comprehension QA.	100	Misinformation
Climate-FEVER	Checked climate-related claims.	100	Misinformation
SciFact (Wadden et al., 2020)	Scientific claims with evidence abstracts.	100	Misinformation
COVID-Fact (Saakyan et al., 2021)	Real-world COVID-related claims.	100	Misinformation
HealthVer (Sarrouti et al., 2021)	Health claims verified against papers.	100	Misinformation
TruthfulQA (Lin et al., 2022)	Truthfulness-focused QA.	352	Hallucination
HaluEval (Li et al., 2023)	Labeled hallucination samples.	300	Hallucination
LM-exp-sycophancy	Sycophantic responses.	179	Sycophancy
Opinion Pairs	Opposing opinion pairs.	240	Sycophancy
WinoBias (Zhao et al., 2018)	Bias-focused coreference data.	734	Stereotype
StereoSet (Nadeem et al., 2021)	Stereotype preference sentences.	734	Stereotype
Adult (Becker and Kohavi, 1996)	Demographic income prediction data.	810	Disparagement
Jailbreak Trigger (Huang et al., 2024)	Prompts from jailbreak attacks.	1300	Jailbreak, Toxicity
Misuse (additional) (Huang et al., 2024)	Malicious or misuse-oriented prompts.	261	Misuse
Do-Not-Answer (Wang et al., 2024)	Prompts models should refuse.	439	Misuse, Stereotype
AdvGLUE (Wang et al., 2022)	Adversarial multi-task benchmark.	912	Natural Noise
AdvInstruction (Huang et al., 2024)	Perturbed instruction set.	1200	Natural Noise
ToolE (Huang et al., 2023)	Tool-eliciting user queries.	241	OOD
Flipkart (Vaghani, 2023)	E-commerce product reviews.	400	OOD
DDXPlus (Tchango et al., 2022)	Synthetic medical diagnosis cases.	100	OOD
ETHICS (Hendrycks et al., 2021a)	Moral scenarios with labels.	500	Implicit Ethics
Social Chemistry 101 (Forbes et al., 2020)	Everyday social norms.	500	Implicit Ethics
MoralChoice (Muralidharan et al., 2024)	Moral decision contexts.	668	Explicit Ethics
ConfAIde (Mireshghallah et al., 2024)	Descriptions of information usage.	196	Privacy Awareness
Privacy Awareness (Huang et al., 2024)	Privacy-related scenario queries.	280	Privacy Awareness
Enron Email (Carnegie Mellon University, 2015)	Corporate email corpus.	400	Privacy Leakage
Xstest (Röttger et al., 2024)	Exaggerated safety behavior tests.	200	Exaggerated Safety

Table 9: Overview of TrustLLM (Huang et al., 2024) datasets used in reliability evaluation. OOD denotes Out-of-Domain.

Method	Calibration	Knowledge			Reasoning		
		MMLU	ARC-c	Hellaswag	GSM8K	MATH-500	GPQA-D
LLaMA-3.1-8B							
Baseline	–	63.09	53.50	79.12	76.80	30.20	33.33
SparseGPT	default	55.74	45.22	68.17	36.92	8.40	22.20
SparseGPT	reasoning (ours)	56.94	48.46	70.89	55.04	12.00	24.75
AWQ	default	61.22	53.22	79.15	75.80	22.00	31.31
AWQ	reasoning (ours)	61.22	51.88	72.51	77.94	21.60	28.28
Qwen-2.5-7B							
Baseline	–	71.76	55.29	80.40	86.66	75.60	32.83
SparseGPT	default	66.65	49.06	75.35	74.91	43.20	28.20
SparseGPT	reasoning (ours)	66.12	50.85	71.12	80.06	59.00	27.27
AWQ	default	70.75	54.35	79.55	86.58	72.20	29.80
AWQ	reasoning (ours)	67.95	42.49	54.67	84.53	73.80	29.80

Table 10: Effect of task-specific calibration data for pruning and quantization on knowledge and reasoning performance.

Method	Ratio / # Bits	Safety			$\mathcal{S}_{\text{SAFE}}$
		Jailbreak Trigger	XSTEST	Misuse	
LLaMA-3.1-8B					
Baseline	0%	86.97	57.00	86.97	–
Wanda	50%	90.97	61.50	77.85	100.67
	2:4	90.97	65.00	59.54	95.70
SparseGPT	50%	87.14	63.00	80.07	100.93
	2:4	90.97	65.00	68.31	99.06
AWQ	INT4	77.85	59.50	87.14	98.03
GPTQ	INT4	37.00	62.00	88.67	84.42
Minitron-Depth	50%	87.90	66.50	35.95	86.36
Minitron-Width	50%	87.90	63.00	35.60	84.18
Qwen-2.5-7B					
Baseline	0%	86.97	54.00	90.97	–
Wanda	50%	35.00	51.50	85.86	76.67
	2:4	81.94	44.00	83.82	89.28
SparseGPT	50%	35.00	56.50	81.94	78.32
	2:4	81.94	51.50	79.39	92.29
AWQ	INT4	77.85	49.50	89.35	93.13
GPTQ	INT4	59.54	51.50	87.90	86.82
LRC-4B-SFT	43%	35.00	46.50	81.18	71.86

Table 11: Safety evaluation across compression methods. Safety $\mathcal{S}_{\text{SAFE}}$ is captured by jailbreak robustness, exaggerated safety understanding (XSTEST), and misuse refusal and calculated using eq 1

Method	Ratio / # Bits	Natural Noise			OOD Resilience				\mathcal{S}_{Rob}
		RS	AdvInstruction	s^{adv}	ToolE	Flipkart	DDXPlus	s^{ood}	
LLaMA-3.1-8B									
Baseline	0%	44.23	70.97	57.60	68.48	92.18	79.51	76.99	—
Wanda	50%	35.03	70.76	52.90	48.13	93.76	46.15	59.05	84.27
	2:4	21.26	70.90	46.08	28.63	88.11	60.14	51.38	73.37
SparseGPT	50%	40.92	70.69	55.81	50.62	93.33	79.52	68.53	92.95
	2:4	36.61	70.80	53.71	35.27	95.15	54.01	54.93	82.30
AWQ	INT4	46.60	70.38	58.49	65.15	91.60	74.21	74.03	98.85
GPTQ	INT4	42.25	70.28	56.27	65.56	92.33	74.21	74.42	97.18
Minitron-Depth	—	40.11	70.46	55.29	24.90	91.01	79.52	55.08	83.77
Minitron-Width	—	36.40	70.42	53.41	18.67	89.96	74.21	50.38	79.08
Qwen-2.5-7B									
Baseline	0%	43.16	71.18	57.06	53.53	98.73	69.28	68.98	—
Wanda	50%	40.59	71.34	55.97	50.62	95.15	65.77	65.54	96.55
	2:4	37.61	70.77	54.19	61.00	94.18	59.15	68.84	97.38
SparseGPT	50%	43.56	71.06	57.31	44.81	94.88	69.28	63.45	96.21
	2:4	39.02	71.05	55.04	51.45	91.16	72.61	66.67	96.56
AWQ	INT4	42.31	71.08	56.70	61.00	94.18	70.13	71.58	101.57
GPTQ	INT4	49.35	71.17	60.26	54.36	98.22	69.28	69.06	102.86
LRC-4B	—	42.86	70.62	56.74	59.75	93.05	73.42	71.49	101.54

Table 12: Robustness evaluation across compression methods. RS stands for robustness scores, which is calculated by the difference of Attack-Success rate (ASR) and accuracy on AdvGLUE ($RS = ASR - Acc(adv)$). The scores s^x denote the average score for the respective subdimension. \mathcal{S}_{Rob} is calculated using eq 1.

Method	Ratio / # Bits	Privacy Awareness				Privacy Leakage				$\mathcal{S}_{\text{Priv}}$
		ConfAIde	P.A. (Normal)	P.A. (Aug.)	s^{PA}	RTA	TD	CD	s^{Leak}	

LLaMA-3.1-8B										
Baseline	0%	62.80	65.35	100.00	76.05	64.25	11.00	18.93	31.39	—
Wanda	50%	55.57	58.21	100.00	71.26	61.00	11.75	17.41	30.05	94.72
	2:4	35.51	26.79	78.93	47.08	92.25	1.25	11.76	35.09	86.85
SparseGPT	50%	49.47	31.79	100.00	60.42	65.25	5.75	8.57	26.52	81.97
	2:4	43.87	63.93	97.50	68.43	88.00	1.50	4.25	31.25	94.77
AWQ	INT4	61.99	59.29	100.00	73.76	59.75	12.50	17.38	29.88	96.09
GPTQ	INT4	52.28	57.50	100.00	69.93	68.25	6.00	12.88	29.04	92.23
Minitron-D	50%	14.56	26.43	56.79	32.59	65.25	4.50	6.61	25.45	61.97
Minitron-W	50%	16.23	17.86	70.71	34.60	84.25	1.00	3.47	29.57	69.85

Qwen-2.5-7B										
Baseline	0%	42.95	66.43	100.00	67.89	60.50	3.50	8.11	23.30	—
Wanda	50%	46.57	73.21	99.29	73.02	63.25	5.25	7.21	25.24	107.94
	2:4	37.26	45.00	99.64	60.63	69.00	6.00	10.16	28.39	105.58
SparseGPT	50%	29.52	63.57	100.00	64.36	71.00	3.75	5.56	26.77	104.85
	2:4	28.85	55.36	99.64	61.28	65.75	3.50	4.77	24.67	98.07
AWQ	INT4	43.57	57.14	99.64	66.78	57.75	5.25	11.43	24.81	102.42
GPTQ	INT4	33.02	52.86	99.64	61.84	61.50	2.00	3.94	22.48	93.78
LRC	43%	1.65	36.43	90.36	42.81	66.50	8.00	13.75	29.42	94.66

Table 13: Privacy evaluation results. Privacy Leakage is evaluated on the Enron Email Dataset Privacy reporting Refuse-to-Answer ratio (RTA), total disclosure (TD) and conditional disclosure scores (CD). Distilled models perform worst across most benchmarks. The low ConfAIde score of the Low-Rank Clone is attributed to failed instruction following. $\mathcal{S}_{\text{Priv}}$ aggregates privacy awareness (s^{PA}) and privacy leakage (s^{Leak}) using eq 1.

Method	Ratio / # Bits	Implicit Ethics			Explicit Ethics (MoralChoice)			Awareness				\mathcal{S}_{ETH}
		SC101	ETHICS	s^{impl}	Low-Amb.	High-Amb.	s^{expl}	Persp.	Emotion	Capab.	s^{aware}	

LLaMA-3.1-8B												
Baseline	0%	62.77	66.18	63.13	98.98	98.24	98.61	99.33	91.50	52.50	81.10	—
Wanda	50%	66.83	69.74	68.29	89.37	90.88	90.13	72.00	79.50	13.17	54.89	89.09
	2:4	64.04	54.61	59.33	79.62	80.00	79.81	48.44	35.50	16.17	33.37	72.02
SparseGPT	50%	67.26	67.83	67.55	90.25	96.91	93.58	94.78	87.00	30.00	70.59	96.31
	2:4	64.13	66.23	65.18	89.23	91.91	90.57	59.22	60.00	8.17	42.46	82.48
AWQ	INT4	61.09	65.92	63.51	98.54	98.24	98.39	97.44	91.00	56.33	81.59	100.33
GPTQ	INT4	59.53	65.86	62.70	97.82	98.97	98.40	99.00	91.50	50.00	80.17	99.32
Minitron-Depth	50%	50.40	46.11	48.26	90.39	65.44	77.92	99.11	83.50	35.67	72.76	81.73
Minitron-Width	50%	56.22	63.89	60.06	81.22	74.12	77.67	95.33	83.00	27.67	68.67	86.19

Qwen-2.5-7B												
Baseline	0%	63.87	72.47	68.07	99.85	99.85	99.85	100.00	89.00	74.17	87.72	—
Wanda	50%	65.13	70.67	67.90	99.27	99.41	99.34	97.89	83.00	68.17	83.02	97.96
	2:4	62.30	69.15	65.73	99.13	99.26	99.20	81.00	81.00	53.33	71.11	92.33
SparseGPT	50%	63.19	74.83	69.01	99.71	99.71	99.71	100.00	89.00	72.17	87.06	100.16
	2:4	65.96	68.77	67.37	99.85	98.82	99.34	95.56	85.50	48.17	76.41	95.19
AWQ	INT4	63.87	73.29	68.58	99.71	99.71	99.71	100.00	87.50	75.67	87.72	100.20
GPTQ	INT4	65.82	70.70	68.26	99.85	99.56	99.71	100.00	87.50	73.50	87.00	99.77
LRC-4B	43%	65.48	72.26	68.87	99.13	86.62	92.88	100.00	86.00	49.50	78.50	94.56

Table 14: Ethics evaluation across compression methods. We report all raw benchmark results and aggregated scores for implicit ethics (s^{impl}), explicit ethics (s^{expl}), and awareness (s^{aware}). The final score \mathcal{S}_{ETH} is calculated using eq 1.

Method	Ratio / # Bits	Misinformation (Internal)					Misinformation (External)					Hallucination				Sycoph.		$\mathcal{S}_{\text{Truth}}$
		CODAH	SQuAD2	AdvQA	Hotpot	s^{Int}	SciFact	COVID	HealthVer	Climate	s^{Ext}	QA	Sum.	KGD	TQA	s^{Halt}	s^{Syc}	
LLaMA-3-8B																		
Baseline	0%	74	31	62	40	51.75	70.73	63.31	66.11	66.93	66.77	44	47	48	50.9	47.48	3.7	–
Wanda	50%	52	15	52	18	34.25	77.41	52.99	62.50	73.62	66.63	54	47	48	50.6	49.90	3.1	88.71
	2:4	10	5	26	11	13.00	46.32	37.09	62.45	55.80	50.42	44	53	46	1.7	36.17	1.7	55.70
SparseGPT	50%	70	13	59	23	41.25	83.70	62.36	67.68	68.97	70.68	52	59	49	48.3	52.08	2.7	92.06
	2:4	34	7	48	14	25.75	69.73	46.99	65.99	69.40	63.03	50	45	47	9.1	37.78	2.8	84.35
AWQ	INT4	73	24	62	33	48.00	80.30	67.27	71.90	66.97	71.61	38	39	31	58.8	41.70	2.8	90.88
GPTQ	INT4	69	21	63	37	47.50	82.31	66.37	73.96	65.95	72.15	38	46	38	55.7	44.43	2.9	92.95
Minitron-Depth	–	43	13	40	15	27.75	42.53	67.51	39.12	35.52	46.17	52	48	50	21.0	42.75	2.7	71.45
Minitron-Width	–	35	10	31	10	21.50	22.58	50.90	33.56	33.33	35.09	47	52	49	14.2	40.55	1.4	54.34
Qwen-2.5-7B																		
Baseline	0%	89	35	73	35	58.00	73.33	68.34	62.17	51.00	63.71	39	51	23	69.9	45.73	4.1	–
Wanda	50%	82	23	59	32	49.00	79.95	69.23	62.50	52.51	66.05	44	61	31	59.1	48.78	3.2	93.59
	2:4	57	13	53	16	34.75	83.00	56.47	72.67	66.67	69.70	42	59	50	41.2	48.05	3.0	87.15
SparseGPT	50%	83	28	65	33	52.25	75.19	68.34	65.48	56.23	66.31	49	58	27	54.0	47.00	3.6	96.58
	2:4	74	20	59	21	43.50	71.20	71.20	59.60	51.00	63.25	49	49	41	47.7	46.68	3.5	90.76
AWQ	INT4	85	31	63	31	52.50	68.47	67.46	61.39	51.75	62.27	43	47	20	70.2	45.05	3.4	92.82
GPTQ	INT4	87	33	71	36	56.75	68.75	67.92	61.80	48.57	61.76	35	48	25	71.3	44.83	3.4	94.36
LRC-4B-SFT	–	81	28	62	26	49.25	67.16	69.33	60.94	50.00	61.86	56	67	48	49.7	55.18	3.3	96.16

Table 15: Truthfulness across pruning, quantization, and distillation. AdvQA abbreviates AdversarialQA, Climate stands for the Climate-FEVER dataset, while COVID reports the COVID-Fact performance. Hallucination in Question Answering (QA), Summarization (Sum.) and Knowledge-Grounded Dialogue is evaluated on the HaluEval dataset. The scores s^x are the average score for the respective subdimension. $\mathcal{S}_{\text{Truth}}$ is calculated using eq 1.

Method	Ratio / # Bits	Stereotypes				Disparagement (↓)			Preference			$\mathcal{S}_{\text{Fair}}$
		StereoSet	CrowS-Pair ↓	Do-Not-Answer	s^{stereo}	Adult (Sex) ↓	Adult (Race) ↓	s^{disp}	Plain	Force	s^{pref}	
LLAMA-3.1-8B												
Baseline	0%	40.6	4.6	100	78.67	42.06	97.3	69.68	97.5	0	48.75	–
Wanda	50%	37.1	26.4	100	70.23	62.8	51.58	57.19	81.67	0	40.83	85.03
	2:4	34.3	53.5	85.26	55.35	48.08	72.16	60.12	76.67	44.17	60.42	93.53
SparseGPT	50%	32.8	13.8	100	73.00	28.78	5.88	17.33	92.5	0	46.25	70.85
	2:4	36.5	31.8	85.26	63.32	21.94	70.86	46.40	81.67	39.17	60.42	90.34
AWQ GPTQ	INT4	39.8	2.9	100	78.97	11.24	0.0971	5.67	91.66	0	45.83	67.51
	INT4	46.9	5.2	98.94	80.22	11.54	34.34	22.95	95	0	47.50	77.45
Minitron-Depth	50%	32.8	29.4	97.89	67.10	33.32	0.69	17.01	75.83	20	47.92	69.33
Minitron-Width	50%	36.2	44.1	84.21	58.77	92.54	10.35	51.45	63.33	11.66	37.50	75.16
Qwen2.5-7B												
Baseline	0%	66.1	0.4	100	88.57	52.24	5.22	22.47	95.83	0	49.58	–
Wanda	50%	63.1	0.2	100	87.63	0	0.01	0.01	75	0	37.50	58.21
	2:4	39.4	3.8	100	78.53	0.06	22.37	11.22	85.83	0	42.92	75.05
SparseGPT	50%	72.3	0.3	98.95	90.32	0.03	0.01	0.02	98.33	0	49.17	67.08
	2:4	34.7	7.9	100	75.60	0	0.68	0.34	85	0	42.50	57.53
AWQ GPTQ	INT4	65.1	0.5	98.95	87.85	47.37	2.91	25.14	95.83	0	47.92	102.57
	INT4	64.1	0.2	100	87.97	8.67	0.58	4.63	95	0	47.50	71.91
LRC-4B-SFT	43%	67.68	4	97.89	87.19	77.63	0.54	39.09	99.17	0	49.58	124.14

Table 16: Fairness evaluation across stereotypes, disparagement, and preference. Do-Not-Answer is treated as a stereotyping-related benchmark. Lower values are better for metrics marked with (\downarrow). Aggregated subdimension scores are provided externally. The elevated preference (force) scores observed in semi-structuredly pruned models are likely attributable to degraded instruction-following ability, which reduces sensitivity to social preference cues and makes such models less susceptible to being forced to prefer one social group over the other. The scores s^x denote the average score for the respective subdimension. $\mathcal{S}_{\text{Fair}}$ is calculated using eq 1.