

RULEFLOW: Generating Reusable Program Optimizations with LLMs

Avaljot Singh^{*1} Dushyant Bharadwaj^{*1} Stefanos Baziotis¹ Kaushik Varadharajan¹ Charith Mendis¹

Abstract

Optimizing PANDAS programs is a challenging problem. Existing systems and compiler-based approaches offer reliability but are either heavy-weight or support only a limited set of optimizations. Conversely, using LLMs in a per-program optimization methodology can synthesize nontrivial optimizations, but is unreliable, expensive, and offers a low yield. In this work, we introduce a hybrid approach that works in a 3-stage manner that decouples discovery from deployment and connects them via a novel bridge. First, it discovers per-program optimizations (*discovery*). Second, they are converted into generalised rewrite rules (*bridge*). Finally, these rules are incorporated into a compiler that can automatically apply them wherever applicable, eliminating repeated reliance on LLMs (*deployment*). We demonstrate that RULEFLOW is the new state-of-the-art (SOTA) PANDAS optimization framework on PANDASBENCH, a challenging PANDAS benchmark consisting of PYTHON notebooks. Across these notebooks, we achieve a speedup of up to $4.3\times$ over DIAS, the previous compiler-based SOTA, and $1914.9\times$ over MODIN, the previous systems-based SOTA.

Our code is available at <https://github.com/ADAPT-uiuc/RuleFlow>.

1. Introduction

PANDAS is a widely-used library for exploratory data analysis (EDA) workloads in both industry and research (Petersohn et al., 2021; McKinney, 2011; Broihier et al., 2025). Its intuitive, dataframe-centric API makes it popular in data science, finance, and scientific computing, spanning domains from exploratory analysis to feature engineering (Koshti, 2024; Park, 2024; Führer et al., 2021; Joy et al., 2023). Several existing works have explored improving the per-

Original Code:

```
df = df.drop(['name'], axis=1)
```

LLM-proposed Optimized Code:

```
df.pop('name')
```

Figure 1. Example optimization proposed by LLM. The optimized code is $1770\times$ faster on a representative dataframe size.

formance or automation of PANDAS programs through a variety of techniques that reduce the computational cost and the runtime of Pandas using code. However, most of these techniques underperformed when tested on a representative set of real-world benchmarks (Broihier et al., 2025).

Existing Techniques and Their Limitations. Prior work on optimizing PANDAS can be broadly categorized into: (i) systems-based and (ii) compiler-based solutions. Systems-based solutions aim to provide broad API coverage (Petersohn et al., 2021; Rocklin, 2015; Koalas, 2020; FireDucks, 2025; pol, 2026). However, they are often heavy-weight, making them ill-suited for EDA workloads and frequently leading to slowdowns in practice (Broihier et al., 2025; Baziotis et al., 2024). In contrast, compiler-based solutions (Baziotis et al., 2024; Singh et al., 2021) are lightweight, but they rely on a limited set of manually engineered patterns or rewrite rules. This reliance restricts their optimization scope and prevents them from delivering consistent speedups across representative EDA workloads (Broihier et al., 2025). Further, extending them to cover new patterns typically requires significant manual effort, limiting their evolvability and practical coverage.

Using LLMs. With the advent of large language models (LLMs), a complementary direction for optimizing PANDAS becomes possible. A natural approach is to apply LLMs for *per-program optimization*, i.e., prompting an LLM to optimize each PYTHON code snippet that uses the PANDAS API. While this approach discovers non-trivial optimizations that were not covered by any of the above systems (Figure 1), it is difficult to scale in practice. LLMs incur nontrivial latency and monetary cost, and their outputs are often incorrect or fail to improve performance. As illus-

^{*}Equal contribution ¹University of Illinois Urbana-Champaign, USA. Correspondence to: Avaljot Singh <avaljot2@illinois.edu>, Dushyant Bharadwaj <db50@illinois.edu>.

trated in Figure 9, when LLMs are prompted to optimize original code snippets, only 64% (2,639 out of 4,138) of the proposed optimizations are semantically correct, and only 14% (235 out of 2,639) of these correct optimizations yield performance improvements. This results in an overall yield of 5.7%. Consequently, for realistic PANDAS programs, the probability of producing a valid optimization is low, rendering the per-program optimization approach unreliable.

Optimizing PANDAS programs exemplifies a broader challenge in designing program optimizations for real-world systems, where the space of possible optimizations is combinatorially large. Purely systems/compiler-based approaches offer reliability, but are heavyweight or support only a limited set of optimizations. In contrast, LLMs synthesize nontrivial optimizations; however, they are computationally expensive and unreliable. The central question, then, is:

Can we combine the benefits of traditional approaches and LLM-based optimizations, while avoiding their respective limitations?

Key Insight: Low Yield, High Reuse. While successful optimizations are infrequent overall (5.7% in PANDAS), recurring patterns often appear among them. So, the key idea is that such optimizations, once discovered, can be reused across many programs. In Figures 7, 8, we show that if we reapply the discovered optimizations to unseen programs at test time, they collectively apply to 87.13% of the total test notebooks, and collectively the notebooks use 18.68% of the proposed optimizations. This shift, from per-program optimizations to amplifying rare but high-quality optimizations by reusing them, is central to our approach. It amortizes the discovery cost and thus fundamentally changes how LLM-generated optimizations should be used.

Hybrid Approach. We propose a hybrid approach that separates *discovery* from *deployment*. During discovery, LLMs are used offline on a corpus of programs to explore possible optimizations. Each candidate optimization is automatically tested for correctness and performance improvements. During deployment, a lightweight, deterministic optimizer reuses these optimizations and does not rely on LLMs. However, there is a challenge—the optimizations produced by LLMs are specific to the original code from which they were generated. For example, the optimized code in Figure 1 only works with the original code shown there; even small syntactic changes to it requires regenerating the optimization. So, LLM outputs cannot be directly deployed as general-purpose optimizations, and thus, bridging the development and deployment is non-trivial. To address this, each validated optimization is lifted from a concrete code instance into a generalized *rewrite rule*.

For this, we develop an LLM-based agent that analyzes the

LHS:

```
@{Name: v1} = @{Name: v1}.drop([@{Const(str): c1}],
↪ axis=1)
```

RHS:

```
@{v1}.pop(@{c1})
```

Runtime Preconditions:

```
[isinstance(@{v1}, pandas.DataFrame),
@{c1} in @{v1}.columns]
```

Figure 2. This rule optimizes single column deletion by replacing drop with pop. This rewrite achieves a mean speedup of $18.31\times$ with a maximum speedup of $130.22\times$ on PANDASBENCH.

original code and its optimized version to identify generalizable components. It also identifies any semantic constraints on the applicability of the optimization. They are then encoded as rewrite rules in a domain-specific language (DSL), borrowed from DIAS (Baziotis et al., 2024). The LLM-generated rewrite rule corresponding to the optimization in Figure 1 is shown in Figure 2. This bridge allows the optimization to apply to a broader class of syntactically and semantically similar programs, instead of a single program.

By separating speculative, high-variance discovery from deterministic, lightweight deployment, our design converts a low-yield process into a reliable and scalable optimization pipeline. While optimization-discovery and rule generation remain challenging, the resulting rewrite rules accumulate over time and amortize the cost of LLM usage, enabling performance improvements without introducing LLM overhead at the deployment stage. Although we demonstrate our approach on PANDAS, we believe that separating discovery from deployment, along with a bridge component, could offer a promising framework for other optimization venues.

This Work. Building on our hybrid approach, we present RULEFLOW, a three-stage system that discovers optimizations, generates rewrite rules, and deploys them on real-world PANDAS programs (Figure 3). In RULEFLOW, LLMs identify optimizations and convert them into rewrite rules, which are then applied through a rewriter engine. Concretely, this paper makes the following contributions:

- **Novel optimization strategy.** We introduce a program optimization strategy that learns reusable rewrite rules, enabling amortized optimization across many programs rather than per-program optimizations.
- **End-to-end system.** We implement RULEFLOW, a PANDAS optimization framework that integrates LLM-driven discovery, automatic rule extraction, and deployment of rewrite rules to unseen notebooks.

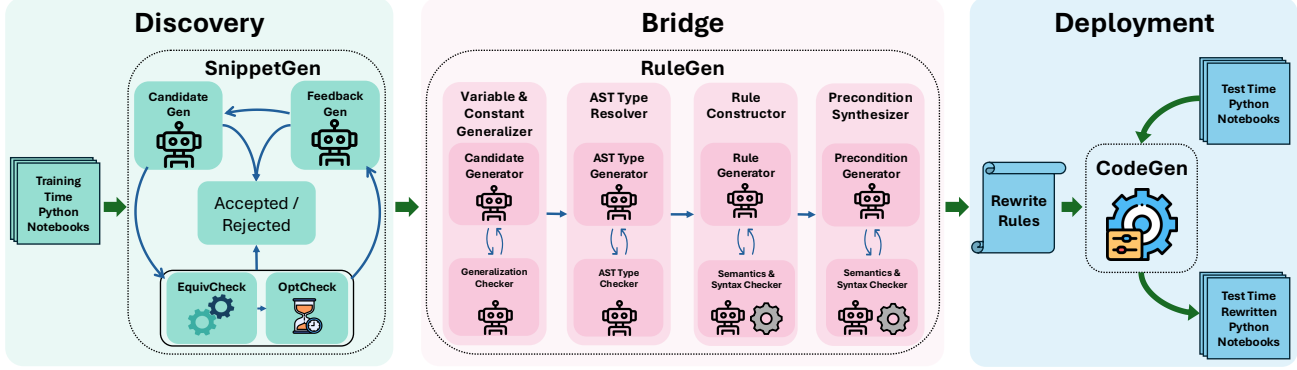


Figure 3. RULEFLOW is a PANDAS optimization framework with three stages: (i) SNIPPETGEN discovers candidate optimizations from code snippets, (ii) RULEGEN converts these optimizations into rewrite rules, and (iii) CODEGEN applies the rules to unseen PANDAS programs. The framework segregates LLM-based optimization discovery and compiler-based efficient rule deployment.

- **High-quality rewrite rules.** RULEFLOW produces a set of high-quality PANDAS rewrite rules that capture performance-critical optimizations.
- **Evaluation on real-world notebooks.** We conduct extensive evaluation on PANDASBENCH (Broihier et al., 2025), a challenging benchmark comprising 102 real-world PYTHON notebooks that use the PANDAS API.

Overall, our evaluation demonstrates that RULEFLOW establishes a new state-of-the-art (SOTA) on PANDASBENCH. RULEFLOW outperforms the previous overall and compiler-based SOTA, DIAS, up to $4.3\times$, and exceeds the best systems-based approach, MODIN, up to $1914.9\times$. At a finer granularity, our rewrite rules achieve speedups of up to $199\times$ on individual cells compared to DIAS and up to $1704\times$ compared to MODIN. Further, our rules exhibit a high hit rate on PANDASBENCH. Individual rules apply to a maximum of 72 notebooks, with individual notebooks matching upto 13 distinct rules. These results confirm that converting LLM-discovered optimizations into reusable rewrite rules yields scalable, reliable performance gains that outperform existing PANDAS optimization techniques.

2. Related Work and Background

We discuss the traditional PANDAS optimization techniques (§ 2.1), LLM-based program optimization techniques (§ 2.2), and the DSL used for rewrite rules (§ 2.3).

2.1. PANDAS optimization techniques.

Rewriting techniques manipulate the user-written (PYTHON) code, calling the PANDAS API. By analyzing the code, they try to identify and improve sub-optimal code patterns. Two major works in this direction are DIAS (Baziotis et al., 2024) and SCIRPy (Singh et al., 2021). DIAS is a dynamic rewriter for Pandas code. It has a fixed set of 10 dynamic rewrite

rules that it applies to the input PANDAS code dynamically. SCIRPy also uses rewriting, using static analysis to identify optimization opportunities.

Further, some approaches provide alternate implementations of the PANDAS API, improving some of the existing weaknesses, such as it is single-threaded, and it does not take advantage of the storage device (McKinney, 2017). Several works address these issues, including MODIN (Petersohn et al., 2021), DASK (Rocklin, 2015), KOALAS (Koalas, 2020), FireDucks (FireDucks, 2025), cuDF (rapidsai, 2026), PolaRS (pol, 2026), Spark (with its DataFrame API (Armbrust et al., 2015)), and Vaex (Breddels & Veljanoski, 2018). The problem with these is that they do not perform well on the PANDASBENCH, which focuses on EDA settings.

2.2. LLM for Code Optimization

Recent work has explored the use of LLMs for code optimization. Most of these approaches use LLMs in a per-program setting, where the model directly optimizes a given program or kernel. Examples include AccelOpt (Zhang et al., 2025b), KernelBench (Ouyang et al., 2025), AutoComp (Hong et al., 2025), ASPL (Zhang et al., 2025a), Astra (Wei et al., 2025), ADRS (Cheng et al., 2025), GenRewrite (Liu & Mozafari, 2025), AutoTriton (Li et al., 2025), OpenEvolve (Sharma, 2025), AlphaEvolve (Novikov et al., 2025), and R-Bot (Sun et al., 2025), which apply LLMs to optimize a fixed set of programs or kernels. These methods can optimize individual programs, but they require repeated LLM calls and don’t generalize beyond the specific programs. Further, using LLMs directly at deployment (e.g., during compilation (Cummins et al., 2025)) produces incorrect outputs most of the time.

Also, to the best of our knowledge, there is no prior work that uses LLMs for PANDAS optimization. However, some related works apply LLMs for PANDAS program synthesis.

For instance, AutoPandas (Bavishi et al., 2019) and PandaSAI (Bavishi et al., 2019) generate PANDAS programs using input-output examples or natural-language specifications.

In contrast, for the first time, we propose a novel approach to use LLMs for program optimization that focuses on discovering optimizations that generalize across programs. Rather than using LLMs directly at deployment time, we use them only in an offline discovery stage to generate candidate optimizations, which are then converted into reusable rewrite rules. These rules can be applied repeatedly by a compiler without further LLM interaction. This design avoids the cost and unreliability associated with per-program LLM optimization and mitigates the high error rates observed in prior attempts to use LLMs directly for compilation tasks.

2.3. Domain-Specific Language (DSL) for Rewrite Rules

For rewrite rules, we use a subset of the DSL introduced in DIAS (Baziotis et al., 2024). A rewrite rule consists of three parts: (i) LHS, which is the code pattern to match; (ii) RHS, which is the optimized code; and (iii) preconditions, the constraints under which the rule is applicable. An example rewrite rule is shown in Figure 2. All components are valid PYTHON codes, except for abstract variables. These variables consist of an AST type and the variable name. For example, `@{Name: var}` matches an expression of type `Name` (as defined in PYTHON’s AST (`ast`)), assigning it the identifier `var`, which can then be referenced in the RHS or preconditions. In the rule in Figure 2, the expression `@{Name: df}` is an abstract variable. The precondition requires `df` to be a dataframe. At runtime, any PYTHON element of the `Name` AST type will match `df`, and the rule will apply at runtime if the matched element is a dataframe.

3. RULEFLOW

To scale PANDAS optimizations beyond what either systems/compiler-based methods or LLMs can achieve alone, we design a three-stage framework, RULEFLOW (Figure 3), which systematically converts LLM-discovered improvements into reusable, automatically applicable rewrite rules. The first stage, SNIPPETGEN (§ 3.1), takes real-world PANDAS code, generates multiple candidate optimized variants, and tests them for correctness and performance improvements. The second stage, RULEGEN (§ 3.2), generalizes each pair of original and optimized code into a parameterized rewrite rule that captures the underlying optimization pattern rather than the specific instance. Finally, the CODEGEN stage (§ 3.3) is a lightweight compiler that applies the rewrite rules to unseen PANDAS programs through static pattern matching, without further LLM calls. Together, these stages leverage LLMs for discovering transformations and compiler techniques for scalable rule-based deployment.

3.1. Discovery Stage: SNIPPETGEN

The goal of SNIPPETGEN is to explore the space of PANDAS optimizations to generate semantically equivalent but potentially faster rewrites of real-world code.

Problem Setup Let Ψ denote the set of code cells extracted from a corpus of Jupyter notebooks. We model these cells as samples $\psi \sim \mathcal{D}_\Psi$, drawn from an unknown distribution of real-world PANDAS code snippets. The aim is to propose candidate rewrites that are semantically equivalent but offer runtime improvements. We define a candidate generation function $\mathcal{S} : \Psi \rightarrow 2^\Psi$, which maps an input snippet $c \in \Psi$ to a set of candidate rewrites $\{\psi'_1, \psi'_2, \dots\}$.

AI Agent for Candidate Generation. We implement the function \mathcal{S} using an LLM-assisted AI agent (Figure 3). For each cell $\psi \in \Psi$, the agent constructs a prompt $\pi_\mathcal{S}(\psi)$ that instructs an LLM to propose optimized rewrites (Appendix A). The LLM, denoted \mathcal{L} , is treated as a stochastic function producing candidate rewrites $\psi'_i \sim \mathcal{L}(\pi_\mathcal{S}(\psi))$, with multiple candidates ($i = 1, \dots, k$) sampled per cell. The resulting set of candidates is $\mathcal{S}(\psi) = \{\psi'_1, \dots, \psi'_k\}$. We refer to this step as **CandidateGen**. Each candidate $\psi'_i \in \mathcal{S}(\psi)$ is then evaluated against two constraints:

1. **EquivCheck Constraint** (ϕ_e). The candidate must preserve the semantics of the original cell: $\phi_e(\psi'_i) \triangleq \psi'_i \equiv \psi$. Because PANDAS and PYTHON lack formal semantics, we approximate this check via testing: both programs are executed on random dataframes $D = \{d_1, \dots, d_m\}$, and equivalence is accepted if $\forall d_j, \psi'_i(d_j) = \psi(d_j)$.
2. **OptCheck Constraint** (ϕ_p). A candidate must yield a measurable runtime improvement. It is retained only if the average improvement exceeds a threshold. We define the absolute improvement as $\Delta_i = \text{runtime}(\psi) - \text{runtime}(\psi'_i) - \tau_a$ and the relative improvement as $\delta_i = \frac{\text{runtime}(\psi) - \text{runtime}(\psi'_i)}{\text{runtime}(\psi)} - \tau_r$. The candidate passes if $\phi_p(\psi'_i) \triangleq \min(\Delta_i, \delta_i) \geq 0$. In our implementation, we set τ_a to 150 ms and τ_r to 2.

Feedback. Since equivalence is established via testing rather than formal verification, candidate rewrites may still fail on unseen inputs. To refine their quality, we introduce an adversarial validation step, **FeedbackGen**, which actively attempts to falsify candidate rewrites. If no counterexamples are found, the rewrite is accepted and passed to the next stage. Otherwise, the counterexamples are provided as structured feedback to the LLM-driven generator. Upon receiving counterexamples, CandidateGen may respond in one of three ways: (i) *Refute the counterexamples* by generating suitable preconditions in the RULEGEN stage; (ii)

Repair the rewrite to handle the counterexamples while preserving the optimization; or (iii) *Abandon the pair* if the counterexample reveals a fundamental semantic mismatch.

Final output. The output is a set of (original, rewritten code) pairs, $P = \{(\psi, \psi'_i) \mid \psi'_i \in \mathcal{S}(\psi) \wedge \phi_e(\psi'_i) \wedge \phi_p(\psi'_i)\}$. Figure 1 shows an example pair generated by SNIPPETGEN that passes both EquivCheck and OptCheck constraints.

3.2. Bridge: RULEGEN

So far, optimizations are tied to individual PANDAS codes and cannot generalize to unseen, syntactically different code. RULEGEN bridges the gap between LLM-driven rewrites and compiler-supported optimizations by extracting generalized rewrite rules from candidate pairs, enabling their application to semantically similar code patterns.

Problem Setup A rewrite rule $r : \Psi \rightarrow \Psi$ maps an input cell to a rewritten cell. Formally, rules are expressed as $\alpha_\psi \Rightarrow_\phi \alpha_{\psi'}$, where α_ψ and $\alpha_{\psi'}$ are abstract representations of the original and rewritten cells, and ϕ is a precondition controlling rule applicability. RULEGEN aims to learn a set $R = \{r_1, \dots, r_N\}$ such that each r_i abstracts an optimization observed in $(\psi, \psi') \in P$ and generalizes it.

AI Agent for Rule Generation. We implement rule generation using four sub-agents to transform a concrete pair (ψ, ψ') into rewrite rules (Figure 3).

A1: Variable and Constant Generalizer. This agent identifies variables V , constants C , and column identifiers I in ψ that can be abstracted, and maps them to corresponding elements in ψ' . This ensures rules remain correct under consistent renaming or generalization.

A2: AST Type Resolver. It infers appropriate AST node types for abstracted variables using an LLM. This prevents over-specialization to the original cell while ensuring syntactic compatibility across similar code snippets.

A3: Rule Constructor. This agent combines abstracted variables, constants, and identifiers with inferred types to create abstract representations $\alpha_\psi, \alpha_{\psi'} = \text{abstract}(\psi, \psi', V, C, I)$. Syntactic correctness of the generated rule is verified using the compiler.

A4: Precondition Synthesizer. It generates preconditions ϕ that encode syntactic and semantic constraints. ϕ is inferred to maximize rule validity across the original and synthetically perturbed program instances, with compiler checks ensuring syntactic correctness.

All agents include combined LLM and deterministic checks to validate outputs. If incorrect, it provides feedback to the original LLM to refine the output. Our implementation

```
if isinstance(df, pd.DataFrame) and 'Date' in
    ↪ df.columns:
    df.pop('Date')
else:
    df = df.drop(['Date'], axis=1)
```

Figure 4. Example application of a rewrite rule by CODEGEN.

limits the maximum number of feedback iterations to 3. The prompts used for all the agents are provided in Appendix A.

Final Output. The stage produces a corpus of rewrite rules $R = \{r_1, \dots, r_N\}$ suitable for automated application. Figure 2 shows an example rewrite rule generated by RULEGEN corresponding to the optimization in Figure 1.

3.3. Deployment Stage: CODEGEN

Once a set of rewrite rules has been generated and validated, CODEGEN applies them to unseen PYTHON code snippets. Unlike earlier stages, this step requires **no LLM calls**, making it lightweight and deterministic.

Problem Setup Given a set of rewrite rules, CODEGEN produces an executable rewriter $\mathcal{R} : R \times \Psi \rightarrow \Psi$, which, for any input cell ψ , searches for applicable rules $r \in R$ whose patterns match ψ and returns a rewritten cell $\mathcal{R}(\psi)$.

Static Pattern Matching Each abstract pattern α_ψ is compiled into a structural matcher $\mathcal{M}(\cdot, \alpha_\psi)$ that outputs:

$$\mathcal{M}(\psi, \alpha_\psi) = \begin{cases} \theta & \text{if } \alpha_\psi \text{ matches } \psi \text{ under substitution } \theta, \\ \perp & \text{otherwise,} \end{cases}$$

where θ is a consistent binding of the abstract variables.

Rule Application A rule $r : \alpha_\psi \Rightarrow_\phi \alpha_{\psi'}$ is applied to a cell ψ under substitution θ only if its precondition holds: $\phi(\psi, \theta) = \text{true}$. Since ϕ may depend on dynamic properties such as DataFrame shapes or column types, it cannot always be evaluated at compile time. CODEGEN therefore rewrites the cell into a conditional form: the optimized version is applied when $\phi(\psi, \theta)$ holds, and the original cell is used otherwise. When the condition is satisfied at runtime, the optimized cell is instantiated as $\theta(\alpha_{\psi'})$. Figure 4 shows an example application of the rule shown in Figure 2.

Rule Scheduling Multiple rewrite rules may match a single input cell. CODEGEN employs a rule scheduler that determines which rules to apply. In our evaluation, we use a greedy scheduler that prioritizes rules based on their expected performance impact, as observed in the OptCheck during the SNIPPETGEN stage. More sophisticated scheduling strategies can be incorporated in future work.

Table 1. Performance comparison of RULEFLOW against baselines. The columns show the relative speedup achieved by RULEFLOW w.r.t the baselines. Out of 102, RULEFLOW executed 101.

Framework	# Notebooks	Mean	Median	Max	Min
DIAS	97	1.54	1.13	4.3	0.80
MODIN	72	112.79	32.78	1914.89	0.48
DASK	3	12.32	6.45	28.85	1.68
KOALAS	10	140.15	100.36	377.09	7.25

4. Evaluation

We address the following key questions: (1) What is the end-to-end performance of RULEFLOW on real-world benchmarks? (§ 4.1) (2) How effective are the rules generated by RULEFLOW? (§ 4.1) (3) How frequently do the generated rules apply to real-world workloads? (§ 4.3) (4) What is the yield of the SNIPPETGEN and RULEGEN stages? (§ 4.4) (5) What are typical successes and failure modes? (§ 4.5)

Datasets and Baselines. We collected 199 real-world PANDAS notebooks from Kaggle using KGTorrent (Quaranta et al., 2021), which serve as the learning set for the SNIPPETGEN and RULEGEN stages.

We evaluate RULEFLOW on Pandas notebooks from the PANDASBENCH benchmark (Broihier et al., 2025), which consists of Jupyter notebooks collected from Kaggle that use the PANDAS API. To our knowledge, PANDASBENCH is the only benchmark composed of a large collection of real-world PANDAS notebooks intended to evaluate PANDAS optimization frameworks. Notably, none of the evaluated baselines can successfully execute all notebooks in PANDASBENCH, either due to unsupported PANDAS functionality or runtime errors on certain workloads. Further, while PANDASBENCH supports multiple scale factors that synthetically increase input sizes, we target the default (unscaled) setting to focus on realistic, unscaled workloads.

We compare RULEFLOW against all baselines considered in PANDASBENCH—DIAS, MODIN, DASK, and KOALAS. Among these, DIAS represents the prior compiler-based SOTA, while MODIN is a systems-based SOTA approach.

The evaluation was executed on a dual-socket server with Intel Xeon Gold 6348 CPUs with 28 cores each, 1 TB of main memory, 6 TB of local NVMe storage (Dell PERC H755N Front), Ubuntu 22.04.5 LTS, and Python 3.10.19. We used GPT-4.1 for the SNIPPETGEN and RULEGEN stages.

4.1. End-to-End Performance

In Table 1, for each baseline, we report the number of notebooks successfully executed end-to-end and the speedup statistics of RULEFLOW over that baseline. RULEFLOW runs the maximum number of notebooks (101 out of 102)

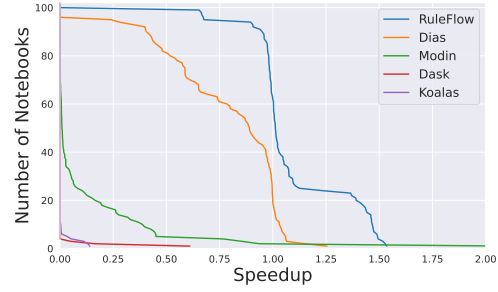


Figure 5. Speedups of different frameworks over PANDAS across 102 notebooks. Higher curves indicate better overall performance. For the most part, RULEFLOW dominates existing frameworks, establishing a new SOTA PANDAS optimization framework.

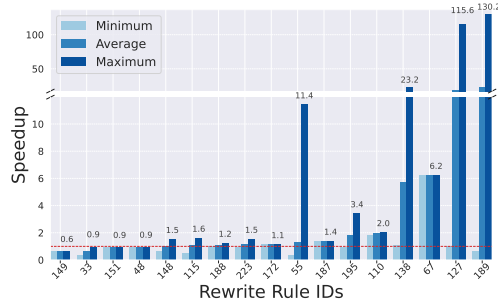


Figure 6. Per-rule speedups. Each bar group shows minimum, average, and maximum speedups across all applications of a rule, with the label indicating the maximum. Several rules achieve large speedups, with maximum speedups greater than 100 \times .

and achieves substantial improvements over all baselines. RULEFLOW achieves an mean speedup of 1.54 \times over DIAS, 112.79 \times over MODIN, 12.32 \times over DASK, and 140.15 \times over KOALAS. These results establish RULEFLOW as SOTA optimization framework for real-world PANDAS notebooks.

Figure 5 presents a cactus plot showing the distribution of end-to-end speedups across all 102 notebooks. For a given speedup threshold on the x-axis, the y-axis shows the number of notebooks achieving at least that speedup relative to PANDAS. Curves that are higher on the plot indicate better overall performance. Overall, RULEFLOW outperforms existing baselines for most notebooks across the benchmark, reinforcing its SOTA performance.

4.2. Rewrite Rule Analysis

In this section, we present an in-depth analysis of the rewrite rules generated by RULEFLOW. First, we begin with aggregate statistics. RULEFLOW generated 120 rewrite rules in total. For evaluation, we excluded rules that exhibited correctness issues identified during qualitative analysis, yielding a final set of 88 rules. We discuss the manually detected errors and an in-depth qualitative study of the rules in § 4.5. We highlight that it is common for rewrite rules not to hit in

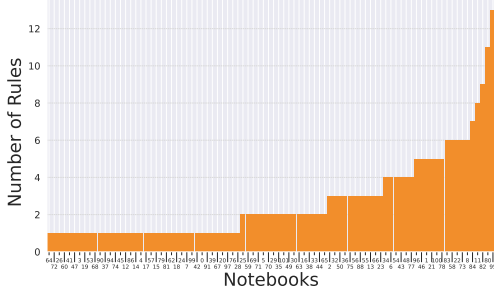


Figure 7. Notebook-wise rule hits showing the total number of rule applications in each PANDASBENCH notebook.

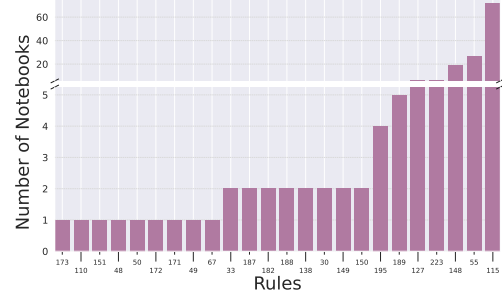


Figure 8. Rule-wise hit rates showing how often each rewrite rule is applied across all notebooks in PANDASBENCH.

certain workloads. We discuss this in detail in Appendix B.

Now we discuss how often these rules were applied. We say that when a rule applies to a piece of code, then it *hits*. Amongst the 88 rules, 24 rules ($\sim 27\%$) hit at least one notebook. Of these 24, the CODEGEN scheduler scheduled 17 rules (see §3.3). We now concentrate on these 17 rules. Figure 6 reports the minimum, average, and maximum speedup achieved by each rule across all cell-level applications in the dataset. Each bar group corresponds to a single rule, with the label indicating its maximum observed speedup.

Most rewrite rules provide consistent performance benefits, achieving average speedups greater than 1 across their applications. A single rule can provide up to $130\times$ speedup. These results illustrate that RULEFLOW identifies and exploits high-impact optimization opportunities across real-world notebooks, providing a clear explanation for the strong end-to-end performance observed in the benchmark.

4.3. Hit Rate

Notebook-Wise Hits. We measure the total number of rules that apply across all cells in a notebook. Multiple rules can apply to the same cell, and a single rule may fire in multiple cells; each application is counted separately. Figure 7 shows how these counts are distributed across the 102 PANDASBENCH notebooks. Out of the 102 notebooks, 88 have at least one rule application, and in 17 notebooks, at least 5 different rules are applied. This suggests that the generated rules are often reused across real-world notebooks.

Rule-Wise Hits. We also measure how often the rewrite rules apply across all notebooks. Figure 8 shows that some rules generalize broadly and apply frequently, while others are more specialized, targeting specific patterns or workloads. A total of 7 rules apply to more than 5 notebooks, with 3 rules each applying to more than 10 notebooks. Along with the notebook-level hit rates, this analysis highlights the diverse utility of the generated rewrite rules, showing that the pipeline produces both widely applicable optimizations and rules tailored to real-world workloads.

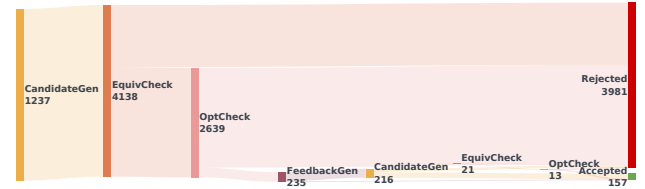


Figure 9. Yield analysis of SNIPPETGEN

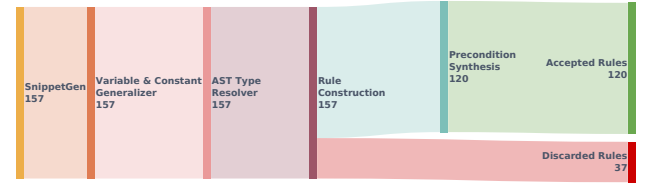


Figure 10. Yield analysis of RULEGEN

4.4. Yield Analysis

SNIPPETGEN. Figure 9 illustrates the flow of candidate optimizations through the stages of SNIPPETGEN. Starting from LLM-generated candidates, we track how many pass semantic equivalence checking (EquivCheck), how many yield measurable performance improvements (OptCheck), how many are rejected by the adversarial agent, and how many are ultimately retained as successful optimizations.

We begin with 199 notebooks used for learning and extract cells that invoke the PANDAS API. Each cell is scaled independently to ensure a runtime of at least 1 second; cells that do not meet this criterion are discarded. This process yields 1,237 cells, which are passed to CandidateGen. For each cell, CandidateGen produces 1–5 candidate optimizations after deduplication. Each original–candidate pair is then evaluated by EquivCheck and OptCheck. Pairs that pass the equivalence and optimization threshold are accepted. These pairs proceed through a feedback-driven refinement loop consisting of FeedbackGen followed by another round of CandidateGen, EquivCheck, and OptCheck. Across all iterations, 3,981 pairs are rejected, and 157 are accepted, corresponding to a final yield of $\sim 3.79\%$.

Table 2. Example rewrite rules and their speedups on PANDASBENCH.

Rule	LHS	RHS	Preconditions	Avg Spd	Max Spd
R1	<code>@{Name: n1} = @{Name: n1}. ↪ rename(columns=@{expr: ↪ e1})</code>	<code>@{n1}.rename(columns=@{e1}, ↪ inplace=True)</code>	<code>[is(@{n1}, pd.DataFrame), is(@{e1}, dict)]</code>	22.57×	130.22×
R2	<code>@{Name: n1} = @{Name: ↪ n2}[@{List: l1}]</code>	<code>@{n1} = @{n2}.loc[:, @{l1}]</code>	<code>[is(@{n2}, pd.DataFrame), is(@{l1}, list), all(label in @{n2}.columns for ↪ label in @{l1})]</code>	1.32×	11.40×
R3	<code>@{Name: n1} = @{Name: ↪ n2}[@{expr: ↪ e1}][@{Slice: s1}]</code>	<code>@{n1} = @{n2}.iloc[@{s1}, ↪ @{n2}.columns.get_index_ ↪ er(@{e1})]</code>	<code>[isinstance(@{n2}, pd.DataFrame), isinstance(@{e1}, list), all(isinstance(col, str) for col ↪ in @{e1}), all(col in @{n2}.columns for col ↪ in @{e1}), @{n2}.columns.is_unique]</code>	0.60×	0.60×

The low yield reinforces that the per-program optimization approach is impractical, as most LLM-generated candidates are either incorrect or fail to deliver speedups.

RULEGEN. RULEGEN converts the accepted pairs from SNIPPETGEN into rewrite rules. As described in § 3.2, this process is implemented using four agents. Starting from the 157 accepted pairs, the first two agents identify generalizable elements, which are then used by the third and fourth agents to synthesize rewrite rules. Using our compiler, we discard syntactically incorrect rewrite rules. Overall, the pipeline converts 120 optimization pairs into rewrite rules. We further did qualitative analysis to discard any incorrect rules, yielding 88 rules in total (§ 4.5). Combined with the per-rule speedups and hit rates, these results show that while per-program LLM-based optimization is inefficient, its benefits can be amplified by converting the optimizations into reusable rewrite rules that apply across unseen programs.

Although the four agents in RULEGEN are conceptual and can be simulated by a single agent, we find empirically that explicitly decomposing the task yields higher-quality rules and better overall yield. We compare multi-agent and single-agent RULEGEN configurations in Appendix C.

4.5. Qualitative Analysis

We present a qualitative analysis of representative rewrite rules generated by RULEFLOW to visualize the sources of the observed end-to-end speedups and to highlight the semantic and systems challenges that arise in automatically optimizing PANDAS-based programs.

Speedup Analysis. Table 2 shows example rules that help explain the final performance gains. A major source of speedups is the elimination of unnecessary data copying. For example, the rule R1 rewrites calls to the `rename` method to use the `inplace` attribute when applicable, which avoids copying a DataFrame. Such rules capture optimizations that are well known to expert users but are often over-

looked in practice. Another effective rule, R2, exploits specialized access patterns in PANDAS. It replaces standard bracket-based column selection with PANDAS-specific label-based `loc` accessor. While the resulting speedups are more modest, these rules tend to be broadly applicable.

Not all discovered rules translate into performance gains during evaluation. There are cases where the rule applies, but the preconditions are not satisfied at runtime. This still leads to a slowdown due to the overhead of computing preconditions. For instance, the rule R3 was applied to a cell; however, the preconditions were not satisfied, thereby giving an overall slowdown of 0.6×

Invalid Rules. Since we used LLMs for generating rewrite rules, errors are expected. Beyond trivial errors, we observe two subtle sources of incorrectness. First, some rules assume the absence of NaN values. Since real-world datasets frequently contain missing values, such rules may produce outputs that differ from the original code. Second, certain rules are correct in isolation but can lead to unintended behavior in rare corner cases due to data-flow dependencies across notebook cells. We discuss them in Appendix D.

Overall, the case studies demonstrate that while automatically discovered rewrite rules capture meaningful performance optimizations, LLM use occasionally leads to errors. This motivates future work on cost-aware precondition synthesis and richer semantic modeling.

5. Conclusion

We present RULEFLOW, a hybrid approach that combines the reliability of compilers with the creativity of LLMs. By separating LLM-based discovery from compiler-based deployment, RULEFLOW avoids the cost and unreliability of per-program LLM optimization. We introduce RULEGEN, a novel bridge that distills the LLM-produced optimizations into reusable rewrite rules. Our evaluation on PANDASBENCH shows that RULEFLOW achieves SOTA performance, outperforming existing optimization techniques.

6. Impact Statement

This paper presents work whose goal is to advance the performance and reliability of the PANDAS program optimization. The techniques introduced in this work focus on improving performance by combining compiler-based methods with LLMs.

As per the standard techniques in software engineering, we perform exhaustive testing of the optimizations proposed by the LLMs. However, providing formal correctness guarantees for the rewrite rules is out of the scope of this work due to the absence of formal semantics for PYTHON and PANDAS. Further, the rewrite rules are produced offline and integrated into a compiler-based pipeline, allowing them to be easily reviewed, tested, and validated using standard software engineering practices before use.

We do not anticipate significant negative societal or ethical consequences arising directly from this work. The primary effect of the proposed techniques is improved performance in EDA workloads. More broadly, this work explores a novel, scalable, and reliable way of using LLMs as optimizers.

References

- Python ast. URL <https://docs.python.org/3/library/ast.html>.
- Polars — dataframes for the new era. <https://pola.rs/>, 2026. URL <https://pola.rs/>.
- Armbrust, M., Xin, R. S., Lian, C., Huai, Y., Liu, D., Bradley, J. K., Meng, X., Kaftan, T., Franklin, M. J., Ghodsi, A., and Zaharia, M. Spark sql: Relational data processing in spark. In *Proceedings of the 2015 ACM SIGMOD International Conference on Management of Data*, SIGMOD '15, pp. 1383–1394, New York, NY, USA, 2015. Association for Computing Machinery. ISBN 9781450327589. doi: 10.1145/2723372.2742797. URL <https://doi.org/10.1145/2723372.2742797>.
- Bavishi, R., Lemieux, C., Fox, R., Sen, K., and Stoica, I. Autopandas: neural-backed generators for program synthesis. *Proc. ACM Program. Lang.*, 3(OOPSLA), October 2019. doi: 10.1145/3360594. URL <https://doi.org/10.1145/3360594>.
- Baziotis, S., Kang, D., and Mendis, C. Dias: Dynamic rewriting of pandas code. *Proc. ACM Manag. Data*, 2 (1), March 2024. doi: 10.1145/3639313. URL <https://doi.org/10.1145/3639313>.
- Breddels, M. A. and Veljanoski, J. Vaex: big data exploration in the era of gaia. *Astronomy & Astrophysics*, 618: A13, 2018.
- Broihier, A., Baziotis, S., Kang, D., and Mendis, C. Pandas-bench: A benchmark for the pandas api. *arXiv preprint arXiv:2506.02345*, 2025.
- Cheng, A., Liu, S., Pan, M., Li, Z., Wang, B., Krentsel, A., Xia, T., Cemri, M., Park, J., Yang, S., Chen, J., Agrawal, L., Desai, A., Xing, J., Sen, K., Zaharia, M., and Stoica, I. Barbarians at the gate: How ai is upending systems research, 2025. URL <https://arxiv.org/abs/2510.06189>.
- Cummins, C., Seeker, V., Grubisic, D., Roziere, B., Gehring, J., Synnaeve, G., and Leather, H. Llm compiler: Foundation language models for compiler optimization. In *Proceedings of the 34th ACM SIGPLAN International Conference on Compiler Construction*, CC '25, pp. 141–153, New York, NY, USA, 2025. Association for Computing Machinery. ISBN 9798400714078. doi: 10.1145/3708493.3712691. URL <https://doi.org/10.1145/3708493.3712691>.
- FireDucks. Fireducks: Compiler-accelerated dataframe library for python with fully-compatible pandas api. <https://fireducks-dev.github.io/>, 2025.
- Führer, C., Solem, J. E., and Verdier, O. *Scientific Computing with Python: High-performance scientific computing with NumPy, SciPy, and pandas*. 2021.
- Hong, C., Bhatia, S., Cheung, A., and Shao, S. Auto-comp: LLM-driven code optimization for tensor accelerators. In *Machine Learning for Computer Architecture and Systems 2025*, 2025. URL <https://openreview.net/forum?id=bPdQZedlsr>.
- Joy, S. K. S., Ahmed, F., Mahamud, A. H., and Mandal, N. C. An empirical study on how the developers discussed about pandas topics. In Satu, M. S., Moni, M. A., Kaiser, M. S., and Arefin, M. S. (eds.), *Machine Intelligence and Emerging Technologies*, pp. 242–255, Cham, 2023. Springer Nature Switzerland. ISBN 978-3-031-34622-4.
- Koalas. Koalas: pandas api on apache spark, 2020. URL <https://koalas.readthedocs.io/en/latest/>.
- Koshti, M. Why is pandas popular in data science?, 2024. URL <https://medium.com/p/5a14ea7e25b4>.
- Li, S., Wang, Z., He, Y., Li, Y., Shi, Q., Li, J., Hu, Y., Che, W., Han, X., Liu, Z., and Sun, M. Autotriton: Automatic triton programming with reinforcement learning in llms, 2025. URL <https://arxiv.org/abs/2507.05687>.
- Liu, J. and Mozafari, B. Genrewrite: Query rewriting via large language models, 2025. URL <https://arxiv.org/abs/2403.09060>.

- Mckinney, W. pandas: a foundational python library for data analysis and statistics. *Python High Performance Science Computer*, 01 2011.
- McKinney, W. Apache arrow and the “10 things i hate about pandas”. <https://wesmckinney.com/blog/apache-arrow-pandas-internals/>, 2017.
- Novikov, A., Vū, N., Eisenberger, M., Dupont, E., Huang, P.-S., Wagner, A. Z., Shirobokov, S., Kozlovskii, B., Ruiz, F. J. R., Mehrabian, A., Kumar, M. P., See, A., Chaudhuri, S., Holland, G., Davies, A., Nowozin, S., Kohli, P., and Balog, M. Alphaevolve: A coding agent for scientific and algorithmic discovery, 2025. URL <https://arxiv.org/abs/2506.13131>.
- Ouyang, A., Guo, S., Arora, S., Zhang, A. L., Hu, W., Re, C., and Mirhoseini, A. Kernelbench: Can LLMs write efficient GPU kernels? In *Forty-second International Conference on Machine Learning*, 2025. URL <https://openreview.net/forum?id=yeoN1iQT1x>.
- Park, S. Unlocking financial insights: Analyzing financial statements with pandas and matplotlib, 2024. URL <https://medium.com/p/4e3f41c4fdae>.
- Petersohn, D., Tang, D., Durrani, R., Melik-Adamy, A., Gonzalez, J. E., Joseph, A. D., and Parameswaran, A. G. Flexible rule-based decomposition and metadata independence in modin: a parallel dataframe system. *Proc. VLDB Endow.*, 15(3):739–751, November 2021. ISSN 2150-8097. doi: 10.14778/3494124.3494152. URL <https://doi.org/10.14778/3494124.3494152>.
- Quaranta, L., Calefato, F., and Lanubile, F. Kgtorrent: A dataset of python jupyter notebooks from kaggle. In *2021 IEEE/ACM 18th International Conference on Mining Software Repositories (MSR)*, pp. 550–554, 2021. doi: 10.1109/MSR52588.2021.00072.
- rapidsai. cuDF: GPU DataFrame Library. <https://github.com/rapidsai/cudf>, 2026. URL <https://github.com/rapidsai/cudf>.
- Rocklin, M. Dask: Parallel computation with blocked algorithms and task scheduling. In *SciPy*, 2015. URL <https://api.semanticscholar.org/CorpusID:63554230>.
- Sharma, A. Openevolve: an open-source evolutionary coding agent, 2025. URL <https://github.com/algorithmicsuperintelligence/openevolve>.
- Singh, B. P., Sahu, M., and Sudarshan, S. Optimizing data science applications using static analysis. In *The 18th International Symposium on Database Programming Languages*, DBPL ’21, pp. 23–27, New York, NY, USA, 2021. Association for Computing Machinery. ISBN 9781450386463. doi: 10.1145/3475726.3475729. URL <https://doi.org/10.1145/3475726.3475729>.
- Sun, Z., Zhou, X., Li, G., Yu, X., Feng, J., and Zhang, Y. R-bot: An llm-based query rewrite system, 2025. URL <https://arxiv.org/abs/2412.01661>.
- The LLVM Project. InstCombineAddSub.cpp at commit 888437e1b60011b8a375dd30928ec925b448da57, 2026. URL <https://github.com/llvm/llvm-project/blob/6c22adcaee4cc9620927a743cc0cbea952f3debe/llvm/lib/Transforms/InstCombine/InstCombineAddSub.cpp#L894>. Line 894.
- The LLVM Test Suite. sqlite3.c in llvm-test-suite (multisource/applications/sqlite3) at commit df12da5a7ecca366259fd1f343fb4b380421153f, 2026. URL <https://github.com/llvm/llvm-test-suite/blob/df12da5a7ecca366259fd1f343fb4b380421153f/MultiSource/Applications/sqlite3/sqlite3.c>.
- Wei, A., Sun, T., Seenichamy, Y., Song, H., Ouyang, A., Mirhoseini, A., Wang, K., and Aiken, A. Astra: A multi-agent system for gpu kernel performance optimization, 2025. URL <https://arxiv.org/abs/2509.07506>.
- Zhang, G., Liang, W., Hsu, O., and Olukotun, K. Adaptive self-improvement LLM agentic system for ML library development. In Singh, A., Fazel, M., Hsu, D., Lacoste-Julien, S., Berkenkamp, F., Maharaj, T., Wagstaff, K., and Zhu, J. (eds.), *Proceedings of the 42nd International Conference on Machine Learning*, volume 267 of *Proceedings of Machine Learning Research*, pp. 75427–75452. PMLR, 13–19 Jul 2025a. URL <https://proceedings.mlr.press/v267/zhang25at.html>.
- Zhang, G., Zhu, S., Wei, A., Song, Z., Nie, A., Jia, Z., Vijaykumar, N., Wang, Y., and Olukotun, K. Accelopt: A self-improving llm agentic system for ai accelerator kernel optimization, 2025b. URL <https://arxiv.org/abs/2511.15915>.

A. Prompts

This section provides prompts for the agents utilized in RULEFLOW.

A.1. SNIPPETGEN

Prompt for CandidateGen

You are an automatic rewriter for Python code that uses the pandas and numpy libraries. You need to help to rewrite the user's code to be more performant while being semantically equivalent. Rewrite only the code that involves numpy, pandas, or native Python. Do not forget anything that hampers the correctness of your rewritten code.

You must respond in JSON format with two fields:

1. reasoning: A brief explanation of your optimization strategy and why the rewrite is faster
2. rewritten_snippet: The optimized code snippet, or False if you can't find a faster equivalent version

Do not make imports in the rewritten code. The rewritten code should be directly usable. Try to retain the variables names in the original code to make our equivalence checking easier.

Prompt for FeedbackGen

You are an adversarial code analysis verifier.

Your goal is to find counterexamples where optimization code would be INCORRECT.

Your task is to FIND COUNTEREXAMPLES where:

1. The before code would execute correctly
2. The optimized after code would produce DIFFERENT or INCORRECT results

Think adversarially about CORRECTNESS:

- What edge cases could break the transformation?
- What data types, shapes, or values would cause semantic differences?
- What pandas/numpy behaviors differ between the two approaches?
- Are there cases where the transformation changes behavior (ordering, indexing, dtypes, NaN handling, etc.)?

For each counterexample, provide:

1. A concrete description of the scenario
2. Why the LHS would work but RHS would fail or give different results
3. What change would prevent this counterexample

However, if the incorrect cases can just be handled by setting an appropriate precondition (small runtime), then consider the before and after case as equivalent.

Only produce output if at least one counterexample issue is found.

Return your analysis in JSON format:

```
{
  explanation: Your adversarial analysis explaining your search for counterexamples,
  is_valid: true if NO counterexamples found, false otherwise,
  counterexamples: [
    {
      description: Description of the scenario,
```

```

        why_lhs_works: Why the LHS would work but RHS would fail or give different results,
        what_change_would_prevent_this_counterexample: What change would prevent this
        counterexample
    }},
    ...
] (empty list [] if none found)
}}
```

A.2. RULEGEN

Prompt for Variable and Constant Generalizer

You are an expert pandas code analyzer specializing in identifying variables that can be generalized in code transformation rules.

You are given two pandas code snippets. The before is the normal code and after is the optimized code. The overall goal is to find a generalized rule. The first step to do this is to find the variables that can be generalized in the rule.

Guidelines

1. Extract Concrete Expressions Only: Your answer must only contain the exact, literal substrings from the code. For example: `df['A']`, `NA`, or `['col1', 'col2']`, `x`.
2. Do Not Invent Placeholders: Do not invent abstract names like ``dataframe_expression`` or ``values_to_replace``. If you cannot point to the exact substring in the code, do not include it.
3. Capture Entire Expressions: Do not break down list expressions. If the code uses `['col_x', 'col_y']`, you must include the entire `['col_x', 'col_y']` string, not `'col_x'` and `'col_y'` separately.
4. Make sure to not include the formal arguments in your answer. It should only contain the actual arguments.
5. Normalize duplicates: Remove duplicates that differ only by quote style (``col`` vs `'col'`). If a literal appears in both Before and After, keep it once.
6. Ignore method names, or transformations such as ``.head()``, ``.apply()``, or ``.drop()``.
7. If a variable is mentioned in the after code but not in the before code, do not include it in your answer.

Prompt for Checker of Variable and Constant Generalizer

You are a code analysis verifier. Review the following analysis:

Original Code Transformation:

Before: {request.before_code}

After: {request.after_code}

Agent's Analysis:

Variables for generalization: {variables}

Explanation: {explanation}

Verification Steps

Part 1: Individual Variable Assessment

For each variable in the Variables for generalization list, verify the following:

1. Existence: The variable exists as a literal substring in the 'before' and/or 'after' code.
2. Concreteness: The variable is a concrete code expression (e.g., `df['A']`, `NA`, `y`) and not

an abstract placeholder name (e.g., 'columns_expression', 'dataframe_name').

3. Relevance: The variable is a relevant data expression or literal value, not an unrelated part of the code.

4. Check if the variable is mentioned in the after code but not in the before code. If it is, provide feedback to remove it from the list.

Part 2: Overall List Assessment

After checking each variable, evaluate the list as a whole:

4. Completeness: Does the list capture all the expressions or literal values required for generalization? Is anything missing?

Output Format

Return your verification in the following strict JSON format, following the pattern in the example entries:

```
{
  variable_assessments: [
    {
      variable: df['comments'],
      is_valid: true,
      reasoning: This is a concrete data expression found in the 'before' and 'after' code.
    },
    {
      variable: dataframe_expression,
      is_valid: false,
      reasoning: This is an abstract placeholder, not a literal expression from the code.
    },
    {
      variable: 'TODO',
      is_valid: true,
      reasoning: This is a relevant string literal found in the code.
    }
  ],
  is_list_complete: true/false,
  completeness_reasoning: Based on criterion 4, explain if the list is complete or what is missing.,
  overall_is_valid: true/false,
  final_feedback: Provide a final summary. If invalid, state the main reason (e.g., 'Variable `df` is missing', '`dataframe_expression` is an invalid placeholder').
}
```

Prompt for AST Type Resolver

You are an expert pandas code analyzer specializing in identifying variable types that can be generalized in code transformation rules.

You are given two pandas code snippets. The before is the normal code and after is the optimized code. The overall goal is to find a generalized rule. We have already figured out the variables in the snippet that can be generalized, your task is to find out the python AST node type. Please make sure that the type is as general as possible. There are the types that are allowed:

@{Name: x} => A Name denotes a Python identifier. It represents a variable, function, class, or module name that can appear in the code. Example: df, ser, item.

@{expr: e} => An expr denotes any valid Python expression, as defined by the Python grammar. It can be a variable, a literal, a function call, an attribute access, or a more complex expression.

Example: `df['col'], pandas.Series(a, ser.index)`.
`@{Const(str): s} => A Const(str) denotes a string literal constant. Example: 'col', ':', 'a'.`
`@{Const(int): s} => A Const(int) denotes an intl constant. Example: 1, 2, 99.`
`@{Const(float): s} => A Const(float) denotes a float literal constant. Example: 2.3, 3.5.`

Make sure to not include the formal arguments in your answer. It should only contain the actual arguments.

Prompt for the Checker of AST Type Resolver

You are a code analysis verifier. Review the following analysis:

Original Code Transformation:

Before: `{request.before_code}`

After: `{request.after_code}`

Variables for generalization: `{variables_text}`

Agent's Analysis:

AST node types: `{ast_node_types}`

Explanation: `{explanation}`

Verify if the identified AST node types are correct for generalization. Consider:

1. Are these the correct AST node types for the given variables that can be generalized?
2. Are the types as general as possible (Name, expr, Const(str), Const(int), Const(float))?
3. Do the AST node types match the variables provided (same count and order)?

Return your verification in JSON format:

```
{{
  explanation: Detailed explanation of your verification reasoning,
  is_valid: true/false,
  feedback: Specific feedback on what's correct or incorrect
}}
```

Prompt for Rule Constructor

You are an expert pandas code analyzer specializing in generating generalized transformation rules from code transformations, the variables in the snippet that can be generalized and the python AST node types of these variables.

You are given two pandas code snippets. The before is the normal code and after is the optimized code. The overall goal is to find a generalized rule. We have already figured out the variables in the snippet that can be generalized and the python AST node types of these variables. Your job is to rewrite the LHS and RHS to a more generalized form. While renaming, make sure to use fresh variables and include their corresponding AST node types in LHS using the format: `@{AST node type: fresh variable}`. For the RHS, you use the same variables as the rewritten LHS. Here is the format: `@{fresh variable}`. Additionally, if a variable is mentioned more than once in the LHS, you will need to follow the format: `@{AST node type: fresh variable}`, each time it appears. You do not have the authority to change the variables and their python AST node types. Do not invent new generalized variables and their python AST node types.

Prompt for the Checker of Rule Constructor

You are a code analysis verifier. Review the following analysis:

Original Code Transformation:

Before: {request.before_code}

After: {request.after_code}

Variables for generalization and their AST node types:

{variables_text}

Agent's Analysis:

Rewritten LHS: {rewritten_lhs}

Rewritten RHS: {rewritten_rhs}

Explanation: {explanation}

Verify if the generalized rule is correct. Consider:

1. Does the LHS correctly generalize the before code using @{{{type: variable}}}} format?
2. Does the RHS correctly generalize the after code using @{{{variable}}}} format?
3. Are the fresh variables used consistently between LHS and RHS?
4. Does the rule capture the essence of the transformation?
5. Does the LHS and RHS have the same variables and their python AST node types? If not, you need to provide feedback to change the LHS and RHS to have the same variables and their python AST node types.

Return your verification in JSON format:

```
{{
  explanation: Detailed explanation of your verification reasoning,
  is_valid: true/false,
  feedback: Specific feedback on what's correct or incorrect
}}
```

Prompt for Precondition Synthesizer

You are an expert pandas code analyzer specializing in generating runtime preconditions for code transformation rules.

You are given two pandas code snippets. The before is the normal code and after is the optimized code. The overall goal is to find a generalized rule. We have already figured out the variables in the snippet that can be generalized, the python AST node types of these variables and the generalized LHS and RHS. Your task is to define the runtime preconditions under which the rewritten LHS can always be transformed into the rewritten RHS.

Guidelines:

1. runtime_preconditions is a non-empty list of Python boolean expressions that can each be used inside `assert (<expr>)` at runtime.
2. Use only names present in the rule (e.g., `{e1}`, `{df_var}`) plus standard, fully qualified pandas/numpy helpers: `pd`, `np`, `pandas`, `numpy`, `pd.api.types`.
3. Assume `import pandas as pd` and `import numpy as np` are already done by the caller. Do not include import statements in preconditions.
4. Pure expressions only: no `if`, `then`, `else`, `for`, `while`, `try`, `lambda`, f-strings, or assignments.
5. Do NOT use any prefixes like R: - just write pure Python boolean expressions.

6. Avoid redundant checks (e.g., if you check ``type(x) == pd.Series``, don't also check ``isinstance(x, pd.Series)``)
7. Prefer SIMPLER PRECONDITIONS over complex ones unless complexity is ABSOLUTELY NECESSARY.
8. Prefer using 'isinstance' over 'hasattr', wherever possible.
9. Since the preconditions will always be evaluated at runtime, make sure that the runtime of the preconditions is less than the actual LHS and RHS so that they don't induce a large overhead in runtime.
10. If there is no possible valid precondition with less runtime, just return False.
11. If you use external libraries in the preconditions, make sure that they are imported in the preconditions.

Disallowed / common errors (must never appear):

1. Control-flow phrases: If ... then ...
2. English words in place of Python: All elements, and then, equals
3. Unqualified helpers: use `.dtype`, `pd.api.types.is_numeric_dtype`, not `is_numeric_dtype`
4. Preconditions about constants already fixed in the LHS (e.g., ``axis == 1``, ``inplace == True``)
5. Checks that don't ensure type semantics (e.g., only ``hasattr``).
6. Prefixes like R: - just write the boolean expression directly
7. No call-site introspection (no `args/kwargs/*args/**kwargs`).

Return your analysis in the following JSON format:

```
{{
  explanation: Brief explanation of the runtime preconditions,
  runtime_preconditions: [condition1, condition2, condition3]
}}
```

Prompt for the Checker of Precondition Synthesizer

You are an adversarial code analysis verifier. Your goal is to find counterexamples where the transformation rule would be INCORRECT.

Original Code Transformation:

Before (LHS): {request.before_code}

After (RHS - optimized): {request.after_code}

Variables for generalization and their AST node types:

{variables_text}

Rewritten LHS: {request.rewritten_LHS}

Rewritten RHS: {request.rewritten_RHS}

Agent's Analysis:

Runtime Preconditions: {runtime_preconditions}

Explanation: {explanation}

Your task is to FIND COUNTEREXAMPLES where:

1. The LHS (before code) would execute correctly
2. The RHS (optimized after code) would produce DIFFERENT or INCORRECT results
3. The current runtime preconditions do NOT prevent this case
4. The runtime preconditions would raise an error or not evaluate to a boolean

You should also evaluate if the preconditions are unnecessarily COMPLEX:

1. Are there redundant checks that could be removed?
2. Could complex boolean expressions be simplified?

Think adversarially about CORRECTNESS:

- What edge cases could break the transformation?
- What data types, shapes, or values would cause semantic differences?
- What pandas/numpy behaviors differ between the two approaches?
- Are there cases where the transformation changes behavior (ordering, indexing, dtypes, NaN handling, etc.)?

Think critically about SIMPLICITY:

- Could the transformation work safely with FEWER preconditions?
- Are any preconditions redundant or checking the same thing?
- Would removing a precondition actually allow incorrect transformations, or is it just defensive?

For each counterexample, provide:

1. A concrete description of the scenario (e.g., "When @{{e}} is a DataFrame with duplicate indices...")
2. Why the LHS would work but RHS would fail or give different results
3. What precondition would prevent this counterexample

For complexity issues:

1. Identify which precondition(s) are unnecessarily complex or redundant
2. Explain why they're not needed or how they could be simplified
3. Suggest the simpler alternative

Only produce output if at least one counterexample OR complexity issue is found.

Return your analysis in JSON format:

```

{{
  "explanation": "Your adversarial analysis explaining your search for counterexamples AND
  evaluation of complexity",
  "is_valid": true if NO counterexamples found AND preconditions are not overly complex,
  false otherwise,
  "feedback": "Specific feedback:
    - If counterexamples found: explain what additional preconditions are needed
    - If preconditions are too complex: explain which ones are unnecessary and suggest
      simpler alternatives
    - If both valid and simple: explain why the preconditions are sufficient and appropriately
      minimal
    - You can mark as invalid for EITHER correctness issues OR unnecessary complexity",
  "counterexamples": [
    "Correctness issue: When @{{e}} has duplicate indices, transformation fails",
    "Complexity issue: Precondition 3 'hasattr(@{{e}}, dtype) and type(@{{e}}) == pd.Series'
      is redundant - the type check implies hasattr",
    ...
  ] (empty list [] if none found)
}}
```

B. Less Frequent Rule Hits

We highlight that it is common for rewrite rules not to hit in certain workloads. For example, LLVM's InstCombine has hundreds of rules, most of which hit rarely. As a concrete example, we checked the hit rate of a single rewrite rule in LLVM's InstCombine pass. This rule is: $X + C \rightarrow (C-1) - X$ ([The LLVM Project, 2026](#)) was chosen randomly. We

ran the InstCombine pass over the *entire* sqlite3 code (The LLVM Test Suite, 2026) (which has 51K lines of code in C, translated to 70K LLVM IR instructions; the rules are expressed over LLVM IR instructions). This rule hit *zero* times. This was even after canonicalizing the code (SROA) to make it more amenable to optimization and even though the InstCombine algorithm is much more complex than the one we use. It is an iterative algorithm, which means that if a rule does not hit in the initial version of the code, other rules may rewrite the code and allow it to hit on one of the future passes.

C. Rulegen Ablation

In this section, we present a comparative study to analyse the benefits of using a multi-agent system instead of a single agent to generate rewrite rules from the proposed optimizations.

We randomly sampled 50 pairs generated by SNIPPETGEN. Both RULEGEN and a single agent were employed to synthesize rules from this subset. Subsequently, a qualitative study was performed on both sets of resulting rules. We find that splitting the task into 4 agents is substantially better than using a single agent. Only 18% of the rules generated by a single agent were correct, whereas 68% rules of the multi-agent system were correct. Below, we describe the common errors observed in both systems.

C.1. Single Agent

Our analysis revealed that 18% of the rules synthesized by the agent were valid, with satisfactory grammatical correctness and sufficient generalization. Amongst the invalid outputs, the following errors were observed:

1a. Incorrect Abstract Syntax Tree (AST) Node Type Generation Oftentimes, the agent generated incorrect AST node types. This occurred in two types. First, the agent suffered from the hallucination of node types, synthesizing fictitious types such as `attr` or `str` that are absent from Python’s `ast` module. Second, the agent committed naming violations by failing to adhere to strict naming conventions for valid AST nodes. These errors included the substitution of lowercase identifiers (e.g., `name`) for required capitalized forms (e.g., `Name`) and the omission of type specifications in constant nodes (e.g., generating `Const` rather than `Const(int)`).

LHS:

```
@{name: lhs} = @{expr: df}[@{df}.@{attr: filter_col} == @{{Const:
filter_val}}[@{str: col}].unique().size
```

RHS:

```
@{lhs} = len(set(@{df}.loc[@{df}.@{filter_col} == @{filter_val},
@{col}]))
```

Runtime Preconditions:

```
isinstance(@{df}, pd.DataFrame),
@{filter_col} in @{df}.columns, @{col} in @{df}.columns
```

As illustrated above, the Left-Hand Side (LHS) invalidates the rule by hallucinating the AST Node types (`attr`, `str`), violating capitalization constraints (using `name` instead of `Name`), and omitting the type for the constant node (using `Const` instead of `Const(int)`).

1b. Incorrect Rule Generation The agent failed to comply with the DSL grammar. More specifically, according to the grammar, any variable appearing multiple times within the LHS must be abstracted using the format `@{AST-node-type: variable}`. Despite being explicitly stated in the prompt, the agent failed to adhere to it. As illustrated below, the agent correctly abstracted the first occurrence of the variable `df` in the LHS but mistakenly used the identifier `@{df}` for subsequent mentions in the LHS.

LHS:

```
@{Name: columns_drop} = @{Name: df}.dropna(axis=1)
@{Name: var2} = 'Columns in original dataset: %d\n' % @{df}.shape[1]
@{Name: var3} = "Columns with na's dropped: %d" % @{columns_drop}.shape[1]
```

RHS:

```
@{Name: n_cols_original} = @{df}.shape[1]
@{Name: n_cols_no_na} = (@{df}.isna().sum() == 0).sum()
@{var2} = 'Columns in original dataset: %d\n' % @{n_cols_original}
@{var3} = "Columns with na's dropped: %d" % @{n_cols_no_na}
```

Runtime Preconditions:

```
isinstance(@{df}, pd.DataFrame),
len(@{df}.shape) > 1
```

1c. Incorrect Precondition Generation The agent utilized the `hasattr` function despite explicit prompt-level instructions to the contrary. This reliance on verifying the existence of an attribute rather than the object’s class can lead to incorrectness. As shown below, the precondition `hasattr(df...plot, 'bar')` is insufficient, as it allows the rule to trigger for any object that has a `bar` attribute, regardless of whether that object supports the targeted transformation. Further, the agent occasionally synthesized preconditions that were computationally expensive, making the rule impractical. Below, we show an example where validating the precondition would require executing the underlying dataframe operations (`groupby` and `sum`), which introduces significant latency.

LHS:

```
@{name: lhs} = @{expr: df}.groupby(@{expr: by})[@{expr: col}].sum().plot(kind='bar')
```

RHS:

```
@{lhs} = @{df}.groupby(@{by})[@{col}].sum().plot.bar()
```

Runtime Preconditions:

```
hasattr(@{df}.groupby(@{by})[@{col}].sum().plot, 'bar')
```

1d. Incomplete Variable and Constant Generalization Another category of failures is the inability of the agent to abstract all generalizable variables and constants. The agent occasionally left hard-coded specific values (such as slice indices) into the rule rather than abstracting them. This results in “over-fitted” rules that cannot be applied broadly.

LHS:

```
@{Name: missing_values_count} = @{Name: df}.isnull().sum()
@{Name: out_var} = @{missing_values_count}[0:10]
```

RHS:

```
@{out_var} = @{df}.loc[:, @{df}.columns[0:10]].isnull().sum()
```

Runtime Preconditions:

```
isinstance(@{df}, pd.DataFrame),
@{df}.shape[1] >= 10
```

As shown above, the agent failed to abstract the Slice `0:10`, hampering the generalizability of the rule.

C.2. Rulegen

Of the initial 50 candidate pairs, RULEGEN’s internal validity checks eliminated 14. As illustrated in Figure 11, the Rule Construction Agent (A3) was responsible for the majority of these rejections ($n = 12$), while the Precondition Synthesis

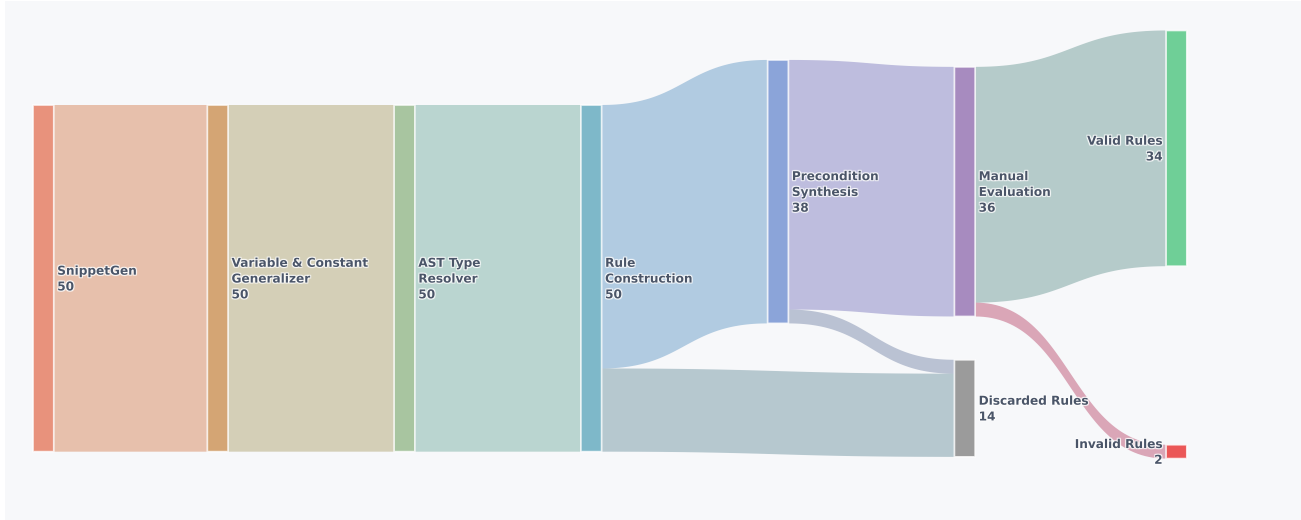


Figure 11. Sankey diagram illustrating the filtration process within RULEGEN. The flow tracks the 50 initial pairs through RULEGEN, followed by a final manual evaluation.

Agent (A4) discarded the remaining 2. Subsequent a qualitative analysis of the remaining 36 candidates identified two invalid rules. The final yield consisted of 34 valid rules out of the original 50, resulting in an overall validity rate of 68%. Following are the errors observed in the generated rules.

2a. Incorrect Precondition Generation Like the single agent, RULEGEN ignored precondition constraints by using attribute checks and synthesizing expensive preconditions. As shown below, the agent uses `hasattr` checks in addition to making the preconditions expensive.

LHS:

```
@{Name: n1} = @{Name: n2}.groupby(@{Const(str): c1})[@{Const(str): c2}].sum()
.plot(kind=@{Const(str): c3})
```

RHS:

```
@{n2}.groupby(@{c1})[@{c2}].sum().plot.@{c3}()
```

Runtime Preconditions:

```
hasattr(@{n2}.groupby(@{c1})[@{c2}].sum().plot, @{c3}),
callable(getattr(@{n2}.groupby(@{c1})[@{c2}].sum().plot, @{c3}))
```

2b. Incomplete Variable and Constant Generalization In some cases, the Variable and Constant Generalizer Agent (A1) failed to fully abstract all generalizable variables and constants. For example, as shown below, specific column names ('date_crawled', etc.) were hard-coded into the RHS and preconditions rather than being abstracted into variables, resulting in an "over-fitted" rule.

LHS:

```
@{Name: n1} = @{Subscript: s1}[@{Slice: s2}]
```

RHS:

```
@{n1} = @{s1}.iloc[@{s2}, @{s1}.columns.get_indexer(['date_crawled',  
'ad_created', 'last_seen'])],
```

Runtime Preconditions:

```
isinstance(@{s1}, pd.DataFrame),  
isinstance(['date_crawled', 'ad_created', 'last_seen'], list),  
all(isinstance(col, str) for col in ['date_crawled', 'ad_created', 'last_seen']),  
all(col in @{s1}.columns for col in ['date_crawled', 'ad_created', 'last_seen'])
```

C.3. Comparative Analysis

A direct comparison highlights the efficacy of the multi-agent architecture. The baseline Single Agent achieved a validity rate of 18%. In contrast, RULEGEN's multi-agent architecture achieves a 68% yield. Notably, RULEGEN eliminated the syntactic Rule Generation and AST-conformance errors (Types 1a and 1b) that the Single Agent suffered from. Furthermore, RULEGEN's decomposition into different agents increases transparency by breaking rule synthesis into more interpretable steps.

C.4. Prompt for Single Agent

Prompt for Single Agent

You are given two versions of code: Before and After.

You are an expert pandas code analyzer specializing in generating generalized transformation rules from code transformations.

You are given two pandas code snippets. The "before" is the original code and "after" is the optimized/transformed code. Your task is to generate a complete generalized rule.

Each rule contains three parts, rewritten_LHS, rewritten_RHS, and runtime_preconditions.

Guidelines for rewritten_LHS and rewritten_RHS:

1. The generalized variables in the LHS : @{AST node type: fresh variable}.
2. The generalized variables in the RHS are the same as the generalized variables in the LHS but without the @{AST node type: } prefix.
3. If a variable is mentioned more than once in the LHS, you will need to follow the format: @{AST node type: fresh variable}, each time it appears.

Guidelines for runtime preconditions:

1. Runtime_preconditions is a non-empty list of Python boolean expressions that can each be used inside `assert (<expr>)` at runtime.
2. Use only names present in the rule (e.g., `{e1}`, `{df_var}`) plus standard, fully qualified pandas/numpy helpers: `pd`, `np`, `pandas`, `numpy`, `pd.api.types`.
3. Assume `import pandas as pd` and `import numpy as np` are already done by the caller. Do not include import statements in preconditions.
4. Pure expressions only: no `if`, `then`, `else`, `for`, `while`, `try`, `lambda`, f-strings, or assignments.
5. Do NOT use any prefixes like R: - just write pure Python boolean expressions.
6. Avoid redundant checks (e.g., if you check `type(x) == pd.Series`, don't also check `isinstance(x, pd.Series)`)
7. Prefer SIMPLER PRECONDITIONS over complex ones unless complexity is ABSOLUTELY NECESSARY.

8. Prefer using 'isinstance' over 'hasattr', wherever possible.
9. Since the preconditions will always be evaluated at runtime, make sure that the runtime of the preconditions is less than the actual LHS and RHS so that they don't induce a large overhead in runtime.
10. If there is no possible valid precondition with less runtime, just return False.

Disallowed / common errors (must never appear) for preconditions:

1. Control-flow phrases: "If ... then ..."
2. English words in place of Python: "All elements", "and then", "equals"
3. Unqualified helpers: use `.dtype`, `pd.api.types.is_numeric_dtype`, not `is_numeric_dtype`
4. Preconditions about constants already fixed in the LHS (e.g., ``axis == 1``, ``inplace == True``)
5. Checks that don't ensure type semantics (e.g., only ``hasattr``).
6. Prefixes like "R:" - just write the boolean expression directly
7. No call-site introspection (no `args/kwargs/*args/**kwargs`).

D. Qualitative Analysis

In this section, we provide more details regarding the types of semantic failures that occur due to our rules. As expected, the usage of LLMs for rule synthesis introduced some errors. These are described below.

Incorrect Generalization In some rules, the LLM incorrectly generalises the rule, resulting into an incorrect RHS. Since these missing generalisations arise from the original code during the discovery stage, they do not give errors during `EquivCheck`. However, for every other application of the rule, the RHS will either crash or give an incorrect output. An example of such a rule is shown below.

LHS:

```
@{Name: n1} = @{Name: n2}.groupby(@{expr: e1}).agg(@{expr: e2}).reset_index()
```

RHS:

```
@{n1} = @{n2}.groupby(@{e1}).agg({'match_id': 'unique', 'batsman_runs': 'sum', 'Fours': 'sum', 'Sixes':  
→ 'sum'}).reset_index()
```

Runtime Preconditions:

```
'match_id' in @e2,  
callable(@e2['match_id']),  
@e2['match_id'].__name__ == (lambda x: x.unique().__name__),  
all(k in @e2 for k in ['batsman_runs', 'Fours', 'Sixes']),  
@e2['batsman_runs'] == 'sum',  
@e2['Fours'] == 'sum',  
@e2['Sixes'] == 'sum'
```

LHS same as RHS . In some rules, the RHS generated by the pipeline was the same as the LHS, i.e., the original code. These rules will always give a minor slowdown due to the added runtime of computing the preconditions. An example of such a rule is shown below.

LHS:

```
@{Name: d_var_1} = @{Name: df}.isnull().values.any()
```

RHS:

```
@{d_var_1} = @{df}.isnull().any().any()
```

Runtime Preconditions:

```
isinstance(@{df}, pandas.DataFrame)
```

Trivial Precondition . In some rules, the pipeline generated a trivial precondition, where the precondition ensures semantic equality between the LHS and the RHS by explicitly evaluating both at runtime, thereby increasing computation overhead and rendering the rule impractical. An example of such a rule is shown below.

LHS:

```
@{Name: v1} = @{Name: v2}.shape[0]
```

RHS:

```
@{v1} = @{v2}.__len__()
```

Runtime Preconditions:

```
hasattr(@{v2}, 'shape'),
isinstance(@{v2}.shape, tuple),
@{v2}.shape[0] == @{v2}.__len__()
```

Semantic Divergence due to Null Values This category involves discrepancies between PANDAS-specific implementations and native PYTHON equivalents, particularly regarding the handling of missing data (NaN or None). An example of such a rule is shown below.

LHS:

```
@{Name: n1} = @{Name: n2}.@{Const(str): c1}.min()
```

RHS:

```
@{n1} = np.min(@{n2}[@{c1}].values)
```

Runtime Preconditions:

```
isinstance(@{n2}, pandas.DataFrame),
@{c1} in @{n2}.columns
```

This rule is only correct when the input data does not have any NaNs. However, if the data does have NaNs, the output is different. While this error can be checked during the discovery stage to avoid the generation of such rules, we chose not to filter them. This is because these rules can be used in cases where the user is sure that the input data is clean and does not have any NaNs. However, since this is not true for PANDASBENCH, we excluded these rules from the final evaluation.

Reference Errors Some transformations achieve speedups by mutating DataFrames directly, bypassing the overhead of copying data. While they are safe in isolation, they can lead to incorrect behavior in rare corner cases due to data-flow dependencies across notebook cells. An example of such a rule is shown below.

LHS:

```
@{Name: n1} = @{Name: n1}.rename(columns={@{Const(str): c1}: @{Const(str): c2}})
```

RHS:

```
@{n1}.columns = [@{c2} if col == @{c1} else col for col in @{n1}.columns]
```

Runtime Preconditions:

```
isinstance(@{n1}, pandas.DataFrame),  
@{c1} in @{n1}.columns
```

We chose not to exclude them from the final evaluation because these are corner-cases, and do not happen often in real-world programs. For instance, in PANDASBENCH, only 1 notebook out of 102 reported this error. In cases where the user intends to make an explicit soft copy of the dataset, they can chose to avoid these rules.