

Next Concept Prediction in Discrete Latent Space Leads to Stronger Language Models

Yuliang Liu^{1,2,5}, Yunchong Song², Yixuan Wang^{1,2,5}, Kewen Ge¹, Alex Lamb⁴, Qipeng Guo², Kai Chen², Bowen Zhou^{2,3}, Zhouhan Lin^{1,2‡}

¹ LUMIA Lab, School of Artificial Intelligence, Shanghai Jiao Tong University

² Shanghai AI Laboratory

³ Department of Electronic Engineering, Tsinghua University

⁴ College of Artificial Intelligence, Tsinghua University

⁵ Shanghai Innovation Institute

✉ {liuy103181, lin.zhouhan} @gmail.com ‡ Corresponding Author.

🔗 Code and Models: <https://github.com/LUMIA-Group/ConceptLM>

Abstract

We propose Next Concept Prediction (NCP), a generative pretraining paradigm built on top of Next Token Prediction (NTP). NCP predicts discrete concepts that span multiple tokens, thereby forming a more challenging pretraining objective. Our model, ConceptLM, quantizes hidden states using Vector Quantization and constructs a concept vocabulary. It leverages both NCP and NTP to drive parameter updates and generates a concept to guide the generation of the following tokens. We train ConceptLM from scratch at scales ranging from 70M to 1.5B parameters with up to 300B training data, including Pythia and GPT-2 backbones. Results on 13 benchmarks show that NCP yields consistent performance gains over traditional token-level models. Furthermore, continual pretraining experiments on an 8B-parameter Llama model indicate that NCP can further improve an NTP-trained model. Our analysis suggests that NCP leads to more powerful language models by introducing a harder pretraining task, providing a promising path toward better language modeling.

1. Introduction

The remarkable success of modern AI is largely driven by the generative pretraining paradigm, where intelligence emerges from training on large amounts of data to predict future units [Brown et al., 2020, Ho et al., 2020]. However, as models scale up, low-level learning objectives cannot fully utilize

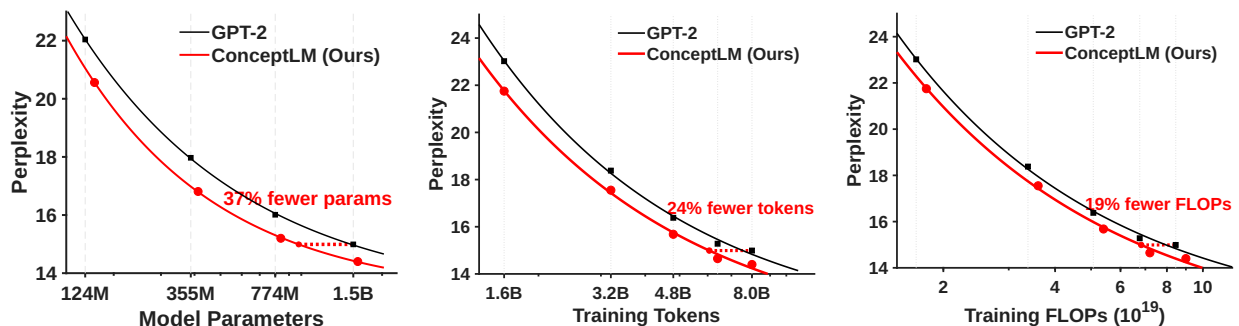


Figure 1 | Scaling performance comparison of ConceptLM against traditional token-level models across three key dimensions: model parameters, training tokens, and total FLOPs. The results demonstrate that ConceptLM exhibits superior scalability.

model capacity, bottlenecking AI models’ potential [LeCun, 2022]. The evolution in the abstract level of prediction is practically evident across domains: modern computer vision methods increasingly emphasize latent that transcend pixel-level details in favor of high-level abstractions [Tian et al., 2024]; sequential decision-making in modern RL and robotics treats decision tasks as trajectory-level sequence modeling rather than independent, step-wise action mapping [Chen et al., 2021, Chi et al., 2024]; and multimodal methods, like LCM [team et al., 2024], elevate the predictive target to a fixed embedding space, focusing on predicting whole sentences. Joint Embedding Predictive Architectures (JEPA) [Assran et al., 2023] demonstrates the efficacy of learning through a latent space rather than from raw inputs, and reveals the rationale for learning in a high-level space from a systematic perspective. Yet LLMs, despite reaching trillion-parameter scale, remain constrained to token-level prediction [Grattafiori and Abhimanyu Dubey, 2024, Yang et al., 2025], which may no longer be sufficient to unlock their full power.

Beyond token-level modeling, several studies have explored language modeling at other semantic levels. For instance, the Hourglass Transformer [Nawrot et al., 2022] and ContextLM [Dai et al., 2025] compress sequences to learn high-level dense representations, while H-Net [Hwang et al., 2025] and BLT [Pagnoni et al., 2024] target lower-level modeling, introduce dynamic segmentation, and are thus tokenizer-free. Despite modeling hierarchical representation, these models remain reliant on standard next token prediction or next byte prediction training objectives. Multi-Token Prediction [Gloeckle et al., 2024] takes a step toward a harder training task by predicting multiple tokens simultaneously, yet it remains confined to the token space. Directly predicting a set of tokens, rather than a single one, increases the learning difficulty combinatorially.

We propose Next Concept Prediction (NCP), a concept-level pretraining objective operating within a discrete latent space, as the core of the ConceptLM framework. ConceptLM integrates concept-level and token-level prediction by utilizing Vector Quantization (VQ) to project continuous concept representations, which are aggregated from token-level hidden states, into finite learnable codebooks. This establishes a discrete concept vocabulary, thereby providing explicit targets for concept-level prediction. The model then predicts next tokens conditioned on the corresponding predicted concept, rather than ground-truth future concepts, to prevent information leakage. By jointly optimizing NCP and Next-Token Prediction (NTP), our model implicitly implements planning before generation. Our main contributions include:

- **Models with NCP scale up better:** We train GPT-2 and Pythia backbones from scratch, scaling up to 1.5B parameters for GPT-2 with 8B tokens, and 410M for Pythia with 300B tokens, demonstrating that ConceptLM achieves significant improvements in various language modeling and downstream tasks compared with token-level baselines. We provide the scaling performance from three perspectives in Figure 1.
- **NCP can enhance existing LLMs:** By using only 9.6B tokens for continual pretraining, we successfully extend the existing Llama model into a concept-level model, achieving an average performance gain of 0.4 on the 8B-parameter scale, compared with its token-level counterpart across 4 benchmarks.
- **NCP improves long-range modeling:** Detailed ablation studies confirm that NCP drives the performance gains. Furthermore, our analysis reveals that NCP encourages the model to focus on long-range dependencies, enhancing its global modeling capability, and that NCP makes the models scaling behavior better.

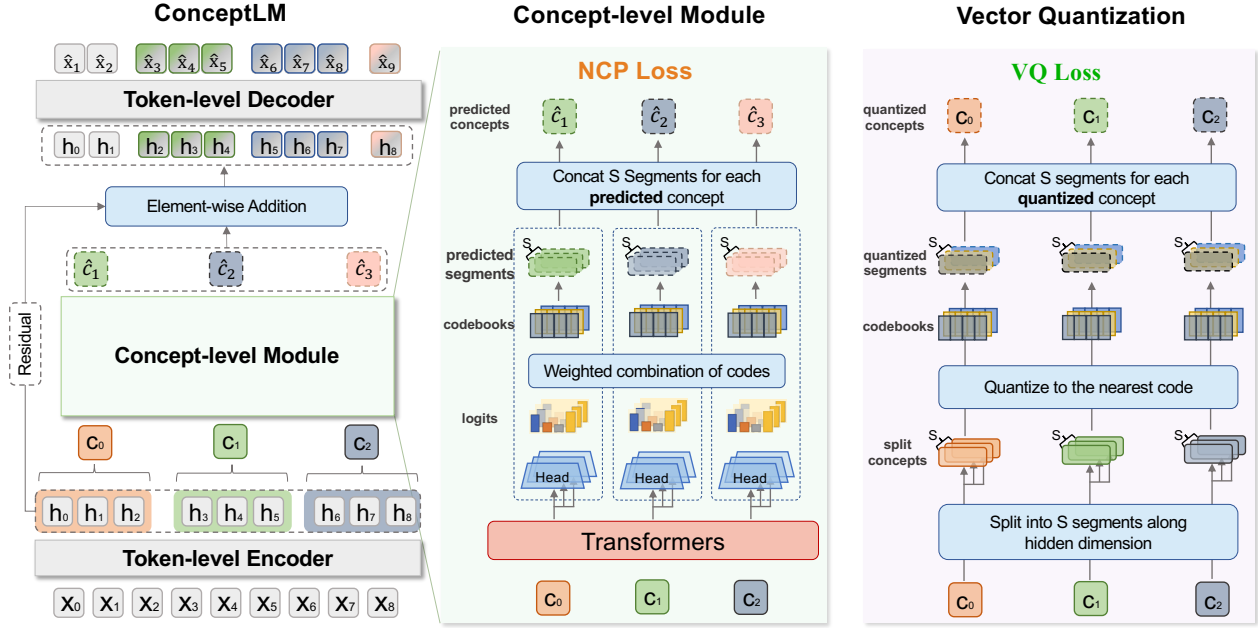


Figure 2 | Overview of ConceptLM. The figure is organized into three components: the left one shows the ConceptLM workflow; the central part shows the concept prediction process; and the right one shows the segmented VQ strategy used to train the concept vocabulary. We only quantize the concept-level representations to train the codebooks in the training phase.

2. ConceptLM Architecture

In this section, we introduce ConceptLM architecture, including the Token-level Encoder, the Concept-level Module, and the Token-level Decoder. ConceptLM construct a concept-level discrete latent space \mathcal{D}_c that resides on the continuous latent space \mathcal{H}_c , and then perform concept-level prediction on the concept space, thereby driving the token prediction of the model with conceptual supervision. Figure 2 shows the overview of our model.

2.1. Token-level Encoder

Given a raw token sequence, the Token-level Encoder first encodes tokens into continuous token-level hidden states $h \in \mathcal{H}$, which serve as the foundational intermediate representations. These hidden states are designed for three purposes: (1) providing token-level hidden states for the Token-level Decoder to facilitate predicting the next token; (2) serving as the source for compression into concept-level hidden states for predicting the next concept; and (3) being projected into the discrete latent space for concept-level vocabulary optimization.

2.2. Concept-level Module

With the continuous token-level hidden states, we derive concept-level hidden states by aggregating adjacent token-level ones with a mean-pooling

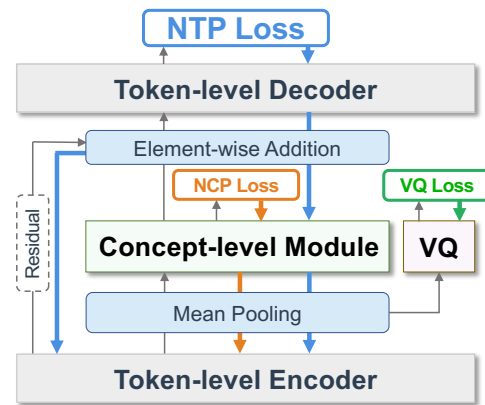


Figure 3 | Forward and backward of ConceptLM.

function $f_c : \mathcal{H} \rightarrow \mathcal{H}_c$. The length of the concept-level sequence is reduced to T/k , where k denotes the compression factor. Then, the model predicts the next concept over a concept vocabulary within a discrete latent space defined by a Quantizer operating on the concept hidden states.

Construct the Concept-level Vocabulary: We employ Vector Quantization (VQ) [Gray, 1984] to transform the continuous concept-level states into a discrete and predictable space. The VQ maps continuous latent states into a finite set of representative embeddings, denoted as $f : \mathcal{H}_c \rightarrow \mathcal{D}_c$.

To enhance the representational capacity of VQ, we adopt a product quantization strategy [Jegou et al., 2010]. Specifically, each continuous concept representation is partitioned into S independent segments along the feature dimension. Each segment is then quantized using a separate codebook containing N learnable entries $\{e_1^s, e_2^s, \dots, e_N^s\}$ for the s -th segment. This results in a total discrete representation space of size N^S , significantly increasing the expressivity of this discrete space while maintaining a small codebook size, with a near-zero cost in terms of quantization latency.

Predict the Next Concept: To predict the subsequent concept, the Concept-level Module employs Transformer layers to process the historical continuous concept hidden states $\mathbf{c}_{<t/k} \in \mathcal{H}_c$. Subsequently, S independent prediction heads are deployed to estimate the multi-segment discrete representation of the target concept. Specifically, each head performs a linear projection from the hidden state dimension to the codebook size N , producing a logits distribution over the entries of its corresponding segment. Formally, for the s -th segment, we predicts

$$w_n^s = P_{\theta_c^s}(h_{<t/c}), \quad n = 1, \dots, N,$$

where N is the number of codebook entries for this segment, and θ_c^s denotes the parameters of the shared Transformer layers with segment-specific prediction head.

Rather than performing hard sampling, which would introduce non-differentiability, the predicted segment representation is derived as a weighted sum of the codebook entries based on these predicted logits, noted by:

$$\hat{c}^s = \sum_{n=1}^N w_n^s e_n^s.$$

The final predicted conceptual representation \hat{c} is the concatenation of all segment-wise predictions:

$$\hat{c} = \text{concat}(\hat{c}^1, \hat{c}^2, \dots, \hat{c}^S).$$

2.3. Token-level Decoder

Finally, the Decoder performs autoregressive generation to predict the next token. To align with the number of corresponding token hidden states of each concept, the predicted concept representation \hat{c} is broadcast k times to match the token-level hidden states. This broadcast concept representation is then integrated with the token-level hidden states via element-wise addition.

Prevent Information Leakage: Since each concept spans multiple tokens, predicting the next concept requires access to the complete Encoder hidden states h of the previous concept. This leads to a misalignment in which the first $k - 1$ tokens of a sequence lack a predicted concept. To prevent information leakage, we shift the broadcast concept sequence forward by $k - 1$ positions before the element-wise addition, adding zero vectors to the first $k - 1$ tokens.

This element-wise addition can be simply described by:

$$\tilde{h}_t = \begin{cases} h_t + \mathbf{0}, & 0 \leq t < k-1 \\ h_t + \hat{c}_{\lfloor t/(k-1) \rfloor}, & k-1 \leq t < T \end{cases}$$

The Token-level Decoder with parameter θ predicts the next token based on the fused representation, formally:

$$p(x_{t+1} \mid x_{\leq t}) = P_\theta(\tilde{h}_{\leq t}).$$

3. ConceptLM Training

We delineate the training objectives of ConceptLM, including \mathcal{L}_{VQ} that construct discrete concept vocabulary; \mathcal{L}_{NCP} that supervise the next concept prediction; and \mathcal{L}_{NTP} that supervise the next token prediction. We show the forward and backward details in Figure 3.

The Supervision Signal to Construct Concept Vocabulary: \mathcal{L}_{VQ} is strictly confined to the Quantizer module without affecting the model’s representation learning. By isolating this loss, we ensure the codebook entries effectively track the latent space without imposing quantization-specific constraints back onto the hidden representations. Formally, the VQ loss is defined as:

$$\mathcal{L}_{VQ} = \|\text{sg}(c) - d\|_2^2 + \beta \|c - \text{sg}(d)\|_2^2,$$

where $c \in \mathcal{H}_c$ denotes the input concept-level hidden state, $d \in \mathcal{D}_c$ is the corresponding quantized embedding, and $\text{sg}(\cdot)$ denotes the stop-gradient operator.

The Supervision Signal to Predict Next Concept: Building upon this discrete space, \mathcal{L}_{NCP} supervises the NCP LM to predict next concept. To supervise this predictive process, we employ a Mean Squared Error (MSE) loss that aligns the predicted concept \hat{c} with the ground-truth continuous latent states h_c . It is calculated over all predicted time steps:

$$\mathcal{L}_{NCP} = \frac{1}{M-1} \sum_{t=1}^{M-1} \|\hat{c}_t - c_t\|_2^2, M = T/k.$$

By regressing to a weighted combination of codebook representations, the \mathcal{L}_{NCP} effectively supervises the next concept prediction while avoiding unconstrained optimization. The context prediction gradients propagate back to the Encoder, forcing the Encoder to capture high-level semantic and long-range dependencies that are essential for predicting future concepts, rather than merely focusing on tokens.

The Supervision Signal to Predict Next Token: With the fused token-level representation \tilde{h} , the resulting token-level supervision can be formulated by:

$$\begin{aligned} \mathcal{L}_{NTP} &= - \sum_{t=0}^{T-1} \log P(x_{t+1} \mid x_{\leq t}, \hat{c}_{\leq \lfloor t/(k-1) \rfloor}) \\ &= - \sum_{t=1}^{T-1} \log P(x_{t+1} \mid \tilde{h}_t) \end{aligned}$$

where the conditional dependency $(x_{\leq t}, \hat{c}_{\leq \lfloor t/(k-1) \rfloor})$ is instantiated by the integrated representation \tilde{h}_t . \mathcal{L}_{CE} provides dense, end-to-end supervision. It affects all trainable parameters through backpropagation, ensuring the model maintains its fundamental language modeling capabilities.

Total Training Objective of ConceptLM: Finally, we train the model end-to-end with the total training objective:

$$\mathcal{L} = \mathcal{L}_{\text{NTP}} + \mathcal{L}_{\text{NCP}} + \mathcal{L}_{\text{VQ}}.$$

4. Experiments

To evaluate ConceptLM, we conduct several experiments across various model backbones, parameter scales, and training stages: training from scratch and continual pre-training. Section 4.1 details the general experimental setup and the configurations for ConceptLM. Section 4.2 shows the scaling experiments for the GPT-2 [Radford et al., 2019] backbone, from 160M to 1.5B parameters with 8B tokens, and for the Pythia [Biderman et al., 2023] backbone, from 70M to 410M parameters with 300B tokens. Furthermore, we continually pre-train the existing token-level Llama-3.1-8B to extend it into concept models in Section 4.3.

4.1. Experimental Setup

Models and Datasets: For scaling experiments, we use GPT-2 and Pythia series models as backbones, and train them using OpenWebText [Gokaslan et al., 2019] and the Pile [Gao et al., 2020] dataset from scratch, respectively. For 8B models, we use Llama-3.1-8B as the base model and perform continual pre-training using the LongCtxEng dataset [Fu et al., 2024]. We follow the official hyperparameters in the scaling experiments; we list the detailed experiment settings in Appendix B.

Configurations for ConceptLM: For the VQ, to avoid representation collapse, we draw inspiration from SimVQ [Zhu et al., 2025] by introducing a two-layer MLP with ReLU activation to transform the codebook embeddings. We set the number of segments S = the head numbers in each model and use a small N of 64. And we use a two-layer Transformer backbone for concept-level processing with a chunk size of 4 ($k=4$) in all main experiments. We insert the Concept-level Module before the first layer for GPT-2 models and after the first layer for Pythia and Llama models. A more in-depth discussion regarding the insert depth and VQ is provided in Appendix B.2 and Appendix E.3.

4.2. Pre-train ConceptLM from Scratch

We evaluate our method from a scaling perspective using GPT-2 and Pythia backbones. For each trained model, we employ a diverse suite of benchmarks: 9 downstream tasks (Lambada OpenAI/Standard [Paperno et al., 2016], ARC-Easy/Challenge [Clark et al., 2018], WinoGrande [Sakaguchi et al., 2019], PIQA [Bisk et al., 2019], HellaSwag [Zellers et al., 2019], SciQ [Welbl et al., 2017], RACE [Lai et al., 2017]) and 4 language modeling tasks, covering Lambada OpenAI/Standard, Wikitext [Merity et al., 2016], and the original training distributions¹. Detailed benchmark descriptions are available in Appendix D.

GPT-2 Scaling Experiments: For the GPT-2 series, we train three configurations from scratch for comparison: (i) Baseline: The standard GPT-2; (ii) ConceptLM: Our method; (iii) Parameter-Matched (PM): The baseline with an additional two token-level layers to match the parameter count of

¹All benchmarks except the Pile and OpenWebText are evaluated using the Language Model Evaluation Harness V-0.4.4.

Table 1 | Language Modeling results for GPT-2 and Pythia models. O/P denotes the OpenWebText results for GPT-2 models and Pile results for Pythia models. Lambada-O and Lambada-S denote the Lambada OpenAI and Lambada Standard results. We only annotated the model size for the base model in each group of experiments.

Model	O/P	Wiki	Lambada-O	Lambada-S	Avg PPL ↓
GPT2-124M	22.04	43.99	69.29	272.43	101.94
GPT2-PM	21.22	42.15	60.05	273.12	99.14
ContextLM	20.68	41.45	55.22	231.41	87.19
ConceptLM	20.56	40.86	51.83	225.74	84.75↓ 17.19
GPT2-355M	17.97	34.24	35.54	122.54	52.57
GPT2-PM	17.67	33.59	32.91	126.03	52.55
ContextLM	17.03	32.08	28.06	95.06	43.06
ConceptLM	16.81	31.53	26.96	86.75	40.51↓ 12.06
GPT2-774M	16.01	30.03	24.58	74.76	36.35
GPT2-PM	15.89	29.71	23.50	62.45	32.89
ContextLM	15.41	28.82	20.89	62.09	31.80
ConceptLM	15.20	28.52	19.68	55.05	29.61↓ 6.74
GPT2-1.5B	14.99	27.89	20.72	55.12	29.68
GPT2-PM	14.94	27.95	21.00	56.15	30.01
ContextLM	14.60	27.05	17.46	44.62	25.93
ConceptLM	14.40	26.80	17.26	47.06	26.38↓ 3.30
Pythia-70M	18.27	57.01	142.01	973.59	297.72
ContextLM	14.96	43.64	71.45	440.77	142.71
ConceptLM	15.00	43.29	58.09	434.44	137.70↓ 160.02
Pythia-160M	12.56	33.44	38.20	187.28	67.87
ContextLM	11.14	28.18	25.97	107.05	43.09
ConceptLM	10.93	27.01	20.01	79.32	34.23↓ 33.54
Pythia-410M	8.88	20.11	10.85	31.53	17.84
ContextLM	8.67	19.50	10.15	24.95	15.82
ConceptLM	8.70	19.49	9.84	23.20	15.31↓ 2.53

ConceptLM. Since we use very small codebooks, which have fewer than 2M parameters in total in the largest XL model, we do not match these parameters. We evaluate these models in scaling metrics, which we visualize in Figure 1. Compared to the base models, we achieve the same performance with the largest base models using only 76% of the tokens or 63% of the parameters. And our model gains the improvement with significantly lower computational cost, requiring only 81% used by the standard models.

The detailed results of language modeling tasks are shown at the top of Table 1, and the downstream tasks’ performance is shown at the top of Table 2. We find that in language modeling tasks, our method achieves the best results except when testing Lambada-Standard on the XL-model. In downstream tasks, our model also consistently demonstrated the best average performance.

Pythia Scaling Experiments: For the Pythia series, we train ConceptLM from scratch. Results for the baseline and our strong baseline ContextLM, a concept-level model without explicit but implicit next concept prediction, are sourced from Dai et al. [2025]. To ensure a fair comparison, we align all training and evaluation settings. The language modeling performance of Pythia series is reported at the bottom of Table 1, and the downstream performance is shown at the bottom of Table 2.

We find that the average performance on downstream tasks of our model exceeds the baselines. For

Table 2 | Evaluation of models across downstream tasks (Accuracy \uparrow) and language modeling (PPL \downarrow). ConceptLM-GPT is denoted as ConceptLM.

Model	Lambda OpenAI	Lambda Std.	ARC- E	ARC- C	Wino Gd.	PIQA	Hella- Swag	SciQ	RACE	Avg Acc \uparrow
GPT-124M	27.3	20.7	41.6	17.9	49.6	60.4	27.5	69.5	27.4	38.0
GPT-PM	28.3	20.7	41.7	18.8	49.7	60.7	27.4	69.8	28.3	38.4
ConceptLM	29.2	20.3	43.8	19.3	52.9	60.7	27.6	69.5	28.4	39.1
ConceptLM	29.5	21.3	43.5	19.2	49.4	61.3	27.9	69.6	28.9	38.9 \uparrow 0.9
GPT-355M	32.8	24.4	44.7	19.9	50.7	62.7	28.8	72.5	28.8	40.6
GPT-PM	35.2	25.3	44.6	20.4	52.6	62.4	29.1	73.1	29.8	41.4
ContextLM	36.8	26.7	46.7	19.5	50.9	62.9	29.8	74.2	29.3	41.9
ConceptLM	36.6	27.1	46.0	20.7	50.6	64.2	30.3	75.0	29.1	42.3 \uparrow 1.7
GPT-774M	37.2	27.4	47.0	20.2	53.6	64.6	30.3	74.9	29.8	42.8
GPT-PM	37.2	29.4	48.4	19.5	52.4	63.8	30.6	74.3	29.8	42.8
ContextLM	40.7	29.9	47.9	21.1	51.3	62.9	29.8	76.6	31.0	43.9
ConceptLM	41.1	30.6	48.5	19.9	52.1	65.3	31.4	77.0	30.0	44.0 \uparrow 1.2
GPT-1.5B	39.3	29.8	49.6	20.6	51.8	65.1	31.5	77.0	30.4	43.9
GPT-PM	38.7	29.5	49.2	20.0	51.2	64.8	31.5	77.0	29.9	43.5
ContextLM	41.9	32.3	49.9	21.4	51.9	66.1	32.3	77.7	31.2	45.0
ConceptLM	42.9	32.2	49.9	21.9	52.1	66.8	32.4	76.8	30.6	45.1 \uparrow 1.2
Pythia-70M	18.3	13.4	36.9	18.5	52.1	60.0	26.6	60.5	24.9	34.6
ContextLM	28.0	17.2	40.7	18.6	52.3	60.5	27.5	72.1	27.0	38.2
ConceptLM	29.3	17.5	40.2	17.8	50.8	59.8	27.5	74.3	26.2	38.2 \uparrow 3.6
Pythia-160M	32.7	21.5	43.8	19.5	53.4	61.5	28.5	74.3	27.9	40.3
ContextLM	37.2	25.6	45.0	19.5	52.0	62.9	29.2	77.6	28.7	42.0
ConceptLM	41.8	25.9	44.8	18.3	53.4	62.1	29.4	80.0	30.1	42.9 \uparrow 2.6
Pythia-410M	51.6	36.4	52.2	21.3	53.9	66.8	33.8	81.2	30.7	47.5
ContextLM	52.2	39.0	51.7	22.7	52.3	67.4	34.3	83.0	30.8	48.2
ConceptLM	53.0	39.7	52.0	22.1	54.2	66.6	34.3	82.2	30.2	48.3 \uparrow 0.8

language modeling tasks, our model also generally outperforms the base model. While the 70M and 410M models perform slightly worse than ContextLM on the trained Pile dataset, our method demonstrates superior generalization in language modeling, outperforming ContextLM across several other datasets.

We suggest that the generalization performance of ConceptLM is attributed to the introduction of the concept vocabulary, which saves fundamental conceptual representations in a stable, discrete space after massive data training, thereby exhibiting significant generalization. Notably, the use of a fixed configuration (S and N) across all the models may not be optimal for every model. Our 160M model achieves a more pronounced improvement over the baseline compared to other scales, which we attribute to a potentially optimal alignment with the settings. This further underlines the robustness and potential of our proposed method.

4.3. Continual Pre-train ConceptLM on 8B models

To investigate the scalability and generalizability of NCP, we extend the Llama-3.1-8B with concept-level prediction through continual pre-training. The model is trained on 9.6B tokens. We compare three variants: (i) Trained: The original Llama-3.1-8B, further trained on our corpus. (ii) ConceptLM: The model augmented with two concept-level layers and the concept vocabulary, we also use an $S = \text{the head numbers}$ and $N = 64$ setting. (iii) PM: The parameter-matching token-level model. To ensure stable learning during the expansion, we initialize the newly added layers using the weights of the first two layers of the base model. We evaluate these models across widely used benchmarks, including MMLU [Hendrycks et al., 2021], ARC-Challenge, AGIEval [Zhong et al., 2023], and SQuAD 2.0 [Rajpurkar et al., 2018].

We show the 8B-parameter experiments in Table 3, ConceptLM gains a 0.4 average improvement compared to the strong baseline PM model, and gains a 0.1 average improvement compared to the Trained-8B model. It is worth noting that training new layers within a pre-trained LLM is inherently challenging due to the difficulty of aligning new parameters with well-established representations. Despite these difficulties, our results demonstrate that concept-level prediction further enhances the performance of existing token-level models, even at an 8B-parameter scale with only 9.6B tokens. In addition, we observe that the \mathcal{L}_{VQ} continues to decrease with training, indicating a better fit to the continuous concept space. This suggests that combining explicit concept-level prediction with token-level models may yield more significant gains when scaled to larger datasets.

5. Ablation Studies and Analysis

Table 3 | Results of continual pre-trained Llama-3.1-8B with 9.6B tokens. We denote ConceptLM as Ours. We train the models using the same settings. Trained-Base-8B denotes the continual pretrained base model; PM-8B denotes the token-level base model with 2 more token-level layers to match the parameter with ConceptLM.

Model	MMLU	ARC-C	AGIEval	SquAD 2.0	Avg
Trained-8B	64.3	34.8	54.2	36.7	47.5
PM-8B	64.5	35.0	53.3	36.1	47.2
Ours-8B	64.6	35.1	54.2	36.5	47.6

We conduct ablation studies and analysis in this Section. For the ablation studies, we discuss the structural and functional design of our model, including: (i) the concept-level modeling and the concept vocabulary, and (ii) the training objectives. For the analysis, we analyze the features of our method. Specifically, we analyze its performance in long-range modeling and its scaling performance compared to standard token-level models. Finally, we provide an assessment of the computational costs of our method. Unless otherwise specified, we use a 160M Pythia model as the backbone and train it from scratch on 30B tokens.

5.1. Concept-level Modeling and Concept Vocabulary

To evaluate the effectiveness of each component, we compare three configurations under the same experimental settings, as reported in Table 1 and Table 2. Specifically, the comparison between the PM (Parameter-Matching) models and ConceptLM models highlights the superiority of concept-level

modeling in enhancing model capabilities. Furthermore, the performance gap between ContextLM and ConceptLM on the Pythia experiments underscores the generalization advantages of explicitly incorporating a concept vocabulary compared to implicit concept modeling.

Table 4 | Loss ablation results. We present a training objective ablation study for ConceptLM and a baseline \mathcal{L}_{MTP} result.

Model	Lambada OpenAI	Lambada Std.	ARC- E	ARC- C	Wino Gd.	PIQA	Hella- Swag	SciQ	RACE	Avg Acc \uparrow
Zero-shot Evaluation (Accuracy %)										
Baseline										
\mathcal{L}_{MTP}	31.9	20.4	40.2	17.7	49.3	60.3	27.9	71.2	27.0	38.4
ConceptLM										
\mathcal{L}_{NTP}	32.9	20.7	43.4	18.0	50.7	61.3	28.0	72.3	27.0	39.6
$\mathcal{L}_{\text{NTP}} + \mathcal{L}_{\text{VQ}}$	34.4	20.5	43.4	18.0	49.1	61.4	28.0	72.3	27.6	39.8
$\mathcal{L}_{\text{NTP}} + \mathcal{L}_{\text{NCP}}$	34.0	20.5	43.1	18.3	49.4	61.3	28.1	73.2	27.9	39.5
$\mathcal{L}_{\text{NTP}} + \mathcal{L}_{\text{NCP}} + \mathcal{L}_{\text{VQ}}$	34.0	21.8	43.5	18.8	53.0	61.3	28.3	73.3	28.6	40.3

Model	OWT	Wikitext	Lambada OpenAI	Lambada Std	—	Avg PPL \downarrow
Language Modeling (Perplexity)						
Baseline						
\mathcal{L}_{MTP}	14.83	36.51	43.12	230.18	—	81.16
ConceptLM						
\mathcal{L}_{NTP}	12.64	34.30	37.31	192.87	—	69.28
$\mathcal{L}_{\text{NTP}} + \mathcal{L}_{\text{VQ}}$	12.62	33.66	37.60	218.69	—	75.64
$\mathcal{L}_{\text{NTP}} + \mathcal{L}_{\text{NCP}}$	13.21	35.95	41.35	214.70	—	76.30
$\mathcal{L}_{\text{NTP}} + \mathcal{L}_{\text{NCP}} + \mathcal{L}_{\text{VQ}}$	12.64	33.45	36.38	190.06	—	68.13

5.2. Training Objectives

We conduct an ablation study by systematically removing \mathcal{L}_{NCP} and \mathcal{L}_{VQ} to evaluate the contribution of each loss, while keeping the model architecture unchanged. As shown in Table 4, using \mathcal{L}_{NTP} alone provides the model with solid foundational capabilities. The independent using of either \mathcal{L}_{VQ} or \mathcal{L}_{NCP} leads to a performance drop. This suggests that without quantization constraints, the vocabulary fails to learn robust concept representations; conversely, without concept-prediction supervision, the model cannot effectively predict useful discrete concepts. Optimal performance is only achieved when objectives are combined.

Furthermore, we train a token-level model with the MTP loss \mathcal{L}_{MTP} , $M = 4$ to serve as one of our baselines; however, empirical evidence, including the original MTP paper, suggests that MTP models do not yield superior performance at scales below 3B parameters, larger than our largest 1.5B pretrained model. Consequently, rather than categorizing it as a strong baseline in the main experiments, we train a small MTP variant to evidence this in Table 4.

5.3. Long-range Modeling Analysis

We assess long-context modeling capabilities by increasing training sequence lengths while keeping all

other settings fixed. We compare the language modeling loss of ConceptLM and the PM baseline after training on token length from 512 to 2048. As shown in Figure 4, ConceptLM consistently achieves larger improvements over the PM-Baseline as the sequence length increases. This highlights a critical advantage of concept-level modeling beyond general performance gains: the concept-level module operates on a sequence length reduced by a factor of k . This reduction allows the computational overhead to be more effectively focused on capturing long-range dependencies rather than being focused on the local tokens.

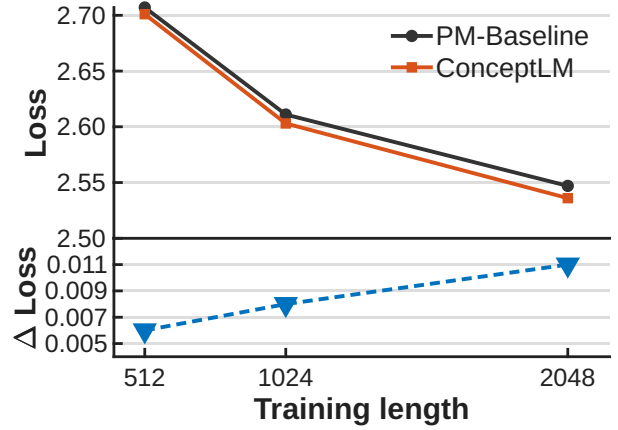


Figure 4 | Long-range dependency experiments.

Table 5 | Comparison of model scaling w/ or w/o the concept layers.

Model	Lambada OpenAI	Lambada Std.	ARC- E	ARC- C	Wino Gd.	PIQA	Hella- Swag	SciQ	RACE	Avg Acc ↑
Zero-shot Evaluation (Accuracy %)										
+2 token-layers	33.7	21.0	44.5	20.1	50.7	61.4	27.9	74.7	27.4	40.1
+2 concept-layers	34.0	21.8	43.5	18.8	53.0	61.3	28.3	73.3	28.6	40.3+0.2
+6 token-layers	34.7	22.5	44.8	18.8	52.1	60.2	27.6	72.3	28.6	40.1
+6 concept-layers	33.9	23.3	43.0	19.7	54.1	61.0	28.4	76.0	28.6	40.9+0.8
+10 token-layers	33.0	20.7	44.0	19.8	52.0	61.9	28.1	74.7	27.0	40.2
+10 concept-layers	33.9	22.3	43.3	18.7	53.6	61.5	28.3	73.8	27.9	40.4+0.2
Model	OWT		Wikitext		Lambada OpenAI		Lambada Std		—	Avg PPL ↓
Language Modeling (Perplexity)										
+2 token-layers	12.77		34.02		37.94		200.67		—	59.80
+2 concept-layers	12.64		33.45		36.38		190.06		—	68.13+3.22
+6 token-layers	12.74		34.06		37.31		176.90		—	65.25
+6 concept-layers	12.45		33.06		37.83		134.48		—	54.34+7.91
+10 token-layers	12.73		34.06		40.69		213.06		—	75.20
+10 concept-layers	12.32		33.26		36.96		150.88		—	58.21+16.99

5.4. Scaling Performance Analysis

We show that introducing concept-level modeling significantly enhances scaling behavior. As shown in Table 5, we observe that for standard token-level models, simply stacking additional token layers does not yield stable performance gains. The performance even degrades significantly when the depth reaches 22 token-level layers. This phenomenon can be attributed to the depth-width imbalance or representation bottlenecks, where the limited dimension cannot effectively support the increased abstraction required by excessive depth, leading to worse performance.

However, our results demonstrate that by incorporating concept-level modeling with a certain number of token layers, ConceptLM effectively overcomes these scaling limitations. With the concept-level layers operating on a denser semantic space, ConceptLM exhibits a widening performance PPL.Avg gap as depth increases, underscoring its robust scaling behavior under a fixed-width configuration.

5.5. Computational Complexity Analysis

We analyze the computational complexity of ConceptLM in Table 6. The empirical training cost shows our training time of the 8B models with 8 NVIDIA H200 GPUs, and the inference cost is the time test on the SQuAD-V2 benchmark. Theoretically, by compressing the sequence length by a factor of k , the concept-level layers achieve a quadratic reduction (k^2) in attention overhead and a linear reduction (k) in MLP computation. Notably, this advantage becomes more substantial as the sequence length T increases.

Table 6 | Training and Inference cost comparison. T denotes sequence length, d denotes the hidden dimension.

Layer / Model	Training Cost	Inference Cost
<i>Theoretical Complexity Analysis</i>		
Token Layer	$O(T^2d + Td^2)$	$O(Td + d^2)$
Concept Layer	$O((\frac{T}{k})^2d + \frac{T}{k}d^2)$	$O(\frac{T}{k}d + d^2)$
<i>Empirical Cost (Llama-3.1-8B)</i>		
Llama-PM-8B	80.0 h	99.0 min
ConceptLM-8B	71.0 h ↓ 11.3%	86.0 min ↓ 13.1%

Practically, in our experiment, the Llama-PM-8B model is a 34-layer token-level model, ConceptLM replacing 2 out of the 34 token-level layers with 2 concept-level layers, which should yield a training computational reduction of approximately 4.69% in terms of FLOPs, except for the embedding in/out module. However, our empirical results show a more significant improvement (11.3% in training and 13.1% in inference). This is attributed to the substantial reduction in IO cost. By processing concept representations instead of token representations, ConceptLM reduces the KV cache size and intermediate hidden states size in the concept layers, thereby alleviating the memory bandwidth bottleneck that often dominates large-scale model training. We provide the FLOPs calculation in Appendix C.

6. Related Work

6.1. Abstract-level Prediction in AI

A growing body of research explores high-level prediction in AI, shifting learning objectives from fine-grained, low-level targets to abstract semantic representations. As a pioneering framework, JEPA [Assran et al., 2023, Bardes et al., 2024] emphasizes prediction within a joint-embedding space to bypass the modeling of redundant pixel-level details, a paradigm successfully extended to video understanding [Assran et al., 2025]. In the realm of decision-making and planning, world models such as Dreamer [Hafner et al., 2024] and GAIA-1 [Hu et al., 2023] demonstrate that predicting future latent states, rather than raw inputs, is crucial for robust long-horizon reasoning. Similarly, the field of audio has transitioned from raw waveform reconstruction toward the prediction of discrete hidden units [Baevski et al., 2020, Hsu et al., 2021] to better capture long-range dependencies. And for multimodal learning, the Large Concept Model (LCM) [team et al., 2024] operates in a modality-agnostic latent space, performing inference on sentence-level embeddings rather than tokens. Collectively, these developments suggest that higher level prediction is a universal path toward building better models.

6.2. Abstract-level Modeling in Language Models

There are also several works that have explored language modeling beyond individual tokens. One prominent approach involves structural compression, where tokens are aggregated into patches: MegaByte [Yu et al., 2023] uses a fixed chunk size to convert bytes into patches; BLT [Pagnoni et al., 2024] and H-net [Hwang et al., 2025] dynamically patchify byte sequences into patches, and DLCM [Qu et al., 2026] extends the H-net paradigm to the token level. They then perform patch-level language modeling. The high-level process methods also focus on accelerating model training or inference [Liu and Zhang, 2025, Shao et al., 2025]. And more recently, latent reasoning paradigms [Deng et al., 2024, Hao et al., 2025, Su et al., 2025, Tack et al., 2025] emerged to leverage latent tokens to capture abstract representations. Despite these advancements, designing a self-supervised pretraining objective specifically for high-level language representations remains an open challenge.

7. Conclusion

In this paper, we propose Next Concept Prediction (NCP), a novel and more challenging pre-training objective built upon a discrete concept-level latent space. By leveraging VQ to construct this space and integrating it with standard Next Token Prediction (NTP), we develop the ConceptLM framework. Our results demonstrate that ConceptLM exhibits superior performance on language modeling tasks and downstream tasks than standard token-level models and strong baselines. Moreover, by leveraging continual pre-training to transform an 8B existing token-level model into a context-aware variant, we show the applicability, robustness, and low-cost feature of our method. Finally, we provide empirical evidence of the model’s long-range modeling ability and its scalability across different parameter scales. These findings suggest that the modeling supervision space transitioning, from token-level to concept-level, is a promising path for building the next generation of LLMs.

Acknowledgment

This work is sponsored by the National Natural Science Foundation of China (NSFC) grant (No. 62576211) and the National Key Research and Development Program of China (No. 2023ZD0121402). It is also the result of a collaborative project on novel language model architectures between Shanghai Jiao Tong University (SJTU) and the Shanghai Artificial Intelligence Laboratory. The computational resources required for pretraining the models were provided by the Shanghai AI Lab.

References

- Mahmoud Assran, Quentin Duval, Ishan Misra, Piotr Bojanowski, Pascal Vincent, Michael Rabbat, Yann LeCun, and Nicolas Ballas. Self-supervised learning from images with a joint-embedding predictive architecture, 2023. URL <https://arxiv.org/abs/2301.08243>.
- Mido Assran, Adrien Bardes, David Fan, Quentin Garrido, Russell Howes, Mojtaba, Komeili, Matthew Muckley, Ammar Rizvi, Claire Roberts, Koustuv Sinha, Artem Zhohus, Sergio Arnaud, Abha Gejji, Ada Martin, Francois Robert Hogan, Daniel Dugas, Piotr Bojanowski, Vasil Khalidov, Patrick Labatut, Francisco Massa, Marc Szafraniec, Kapil Krishnakumar, Yong Li, Xiaodong Ma, Sarath Chandar, Franziska Meier, Yann LeCun, Michael Rabbat, and Nicolas Ballas. V-jepa 2: Self-supervised video models enable understanding, prediction and planning, 2025. URL <https://arxiv.org/abs/2506.09985>.
- Alexei Baevski, Henry Zhou, Abdelrahman Mohamed, and Michael Auli. wav2vec 2.0: A framework for self-supervised learning of speech representations, 2020. URL <https://arxiv.org/abs/2006.11477>.
- Adrien Bardes, Quentin Garrido, Jean Ponce, Xinlei Chen, Michael Rabbat, Yann LeCun, Mahmoud Assran, and Nicolas Ballas. Revisiting feature prediction for learning visual representations from video, 2024. URL <https://arxiv.org/abs/2404.08471>.
- Stella Biderman, Hailey Schoelkopf, Quentin Anthony, Herbie Bradley, Kyle O’Brien, Eric Hallahan, Mohammad Aflah Khan, Shivanshu Purohit, USVSN Sai Prashanth, Edward Raff, Aviya Skowron, Lintang Sutawika, and Oskar Van Der Wal. Pythia: a suite for analyzing large language models across training and scaling. In *Proceedings of the 40th International Conference on Machine Learning*, ICML’23. JMLR.org, 2023.
- Yonatan Bisk, Rowan Zellers, Ronan Le Bras, Jianfeng Gao, and Yejin Choi. Piqa: Reasoning about physical commonsense in natural language, 2019. URL <https://arxiv.org/abs/1911.11641>.
- Tom B. Brown, Benjamin Mann, Nick Ryder, Melanie Subbiah, Jared Kaplan, Prafulla Dhariwal, Arvind Neelakantan, Pranav Shyam, Girish Sastry, Amanda Askell, Sandhini Agarwal, Ariel Herbert-Voss, Gretchen Krueger, Tom Henighan, Rewon Child, Aditya Ramesh, Daniel M. Ziegler, Jeffrey Wu, Clemens Winter, Christopher Hesse, Mark Chen, Eric Sigler, Mateusz Litwin, Scott Gray, Benjamin Chess, Jack Clark, Christopher Berner, Sam McCandlish, Alec Radford, Ilya Sutskever, and Dario Amodei. Language models are few-shot learners, 2020. URL <https://arxiv.org/abs/2005.14165>.
- Lili Chen, Kevin Lu, Aravind Rajeswaran, Kimin Lee, Aditya Grover, Michael Laskin, Pieter Abbeel, Aravind Srinivas, and Igor Mordatch. Decision transformer: Reinforcement learning via sequence modeling, 2021. URL <https://arxiv.org/abs/2106.01345>.
- Cheng Chi, Zhenjia Xu, Siyuan Feng, Eric Cousineau, Yilun Du, Benjamin Burchfiel, Russ Tedrake, and Shuran Song. Diffusion policy: Visuomotor policy learning via action diffusion, 2024. URL <https://arxiv.org/abs/2303.04137>.
- Peter Clark, Isaac Cowhey, Oren Etzioni, Tushar Khot, Ashish Sabharwal, Carissa Schoenick, and Oyvind Tafjord. Think you have solved question answering? try arc, the ai2 reasoning challenge, 2018. URL <https://arxiv.org/abs/1803.05457>.
- Beiya Dai, Yuliang Liu, Daozheng Xue, Qipeng Guo, Kai Chen, Xinbing Wang, Bowen Zhou, and Zhouhan Lin. Context-level language modeling by learning predictive context embeddings, 2025. URL <https://arxiv.org/abs/2510.20280>.

- Yuntian Deng, Yejin Choi, and Stuart Shieber. From explicit cot to implicit cot: Learning to internalize cot step by step, 2024. URL <https://arxiv.org/abs/2405.14838>.
- Yao Fu, Rameswar Panda, Xinyao Niu, Xiang Yue, Hannaneh Hajishirzi, Yoon Kim, and Hao Peng. Data engineering for scaling language models to 128k context. In *Proceedings of the 41st International Conference on Machine Learning, ICML'24*. JMLR.org, 2024.
- Leo Gao, Stella Biderman, Sid Black, Laurence Golding, Travis Hoppe, Charles Foster, Jason Phang, Horace He, Anish Thite, Noa Nabeshima, Shawn Presser, and Connor Leahy. The pile: An 800gb dataset of diverse text for language modeling, 2020. URL <https://arxiv.org/abs/2101.00027>.
- Fabian Gloeckle, Badr Youbi Idrissi, Baptiste Rozière, David Lopez-Paz, and Gabriel Synnaeve. Better & faster large language models via multi-token prediction, 2024. URL <https://arxiv.org/abs/2404.19737>.
- Aaron Gokaslan, Vanya Cohen, Ellie Pavlick, and Stefanie Tellex. Openwebtext corpus. <http://Skylion007.github.io/OpenWebTextCorpus>, 2019.
- Aaron Grattafiori and et.al. Abhimanyu Dubey. The llama 3 herd of models, 2024. URL <https://arxiv.org/abs/2407.21783>.
- R. Gray. Vector quantization. *IEEE ASSP Magazine*, 1(2):4–29, 1984. doi: 10.1109/MASSP.1984.1162229.
- Danijar Hafner, Jurgis Pasukonis, Jimmy Ba, and Timothy Lillicrap. Mastering diverse domains through world models, 2024. URL <https://arxiv.org/abs/2301.04104>.
- Shibo Hao, Sainbayar Sukhbaatar, DiJia Su, Xian Li, Zhiting Hu, Jason Weston, and Yuandong Tian. Training large language models to reason in a continuous latent space, 2025. URL <https://arxiv.org/abs/2412.06769>.
- Dan Hendrycks, Collin Burns, Steven Basart, Andy Zou, Mantas Mazeika, Dawn Song, and Jacob Steinhardt. Measuring massive multitask language understanding, 2021. URL <https://arxiv.org/abs/2009.03300>.
- Jonathan Ho, Ajay Jain, and Pieter Abbeel. Denoising diffusion probabilistic models, 2020. URL <https://arxiv.org/abs/2006.11239>.
- Wei-Ning Hsu, Benjamin Bolte, Yao-Hung Hubert Tsai, Kushal Lakhotia, Ruslan Salakhutdinov, and Abdelrahman Mohamed. Hubert: Self-supervised speech representation learning by masked prediction of hidden units, 2021. URL <https://arxiv.org/abs/2106.07447>.
- Anthony Hu, Lloyd Russell, Hudson Yeo, Zak Murez, George Fedoseev, Alex Kendall, Jamie Shotton, and Gianluca Corrado. Gaia-1: A generative world model for autonomous driving, 2023. URL <https://arxiv.org/abs/2309.17080>.
- Sukjun Hwang, Brandon Wang, and Albert Gu. Dynamic chunking for end-to-end hierarchical sequence modeling, 2025. URL <https://arxiv.org/abs/2507.07955>.
- Herve Jegou, Matthijs Douze, and Cordelia Schmid. Product quantization for nearest neighbor search. *IEEE transactions on pattern analysis and machine intelligence*, 33(1):117–128, 2010.
- Guokun Lai, Qizhe Xie, Hanxiao Liu, Yiming Yang, and Eduard Hovy. Race: Large-scale reading comprehension dataset from examinations, 2017. URL <https://arxiv.org/abs/1704.04683>.

- Yann LeCun. A path towards autonomous machine intelligence version 0.9. 2, 2022-06-27. 2022.
- Jingyu Liu and Ce Zhang. Hamburger: Accelerating llm inference via token smashing, 2025. URL <https://arxiv.org/abs/2505.20438>.
- Stephen Merity, Caiming Xiong, James Bradbury, and Richard Socher. Pointer sentinel mixture models, 2016. URL <https://arxiv.org/abs/1609.07843>.
- Piotr Nawrot, Szymon Tworkowski, Michał Tyrolski, Lukasz Kaiser, Yuhuai Wu, Christian Szegedy, and Henryk Michalewski. Hierarchical transformers are more efficient language models. In Marine Carpuat, Marie-Catherine de Marneffe, and Ivan Vladimir Meza Ruiz, editors, *Findings of the Association for Computational Linguistics: NAACL 2022*, pages 1559–1571, Seattle, United States, July 2022. Association for Computational Linguistics. doi: 10.18653/v1/2022.findings-naacl.117. URL <https://aclanthology.org/2022.findings-naacl.117/>.
- Artidoro Pagnoni, Ram Pasunuru, Pedro Rodriguez, John Nguyen, Benjamin Muller, Margaret Li, Chunting Zhou, Lili Yu, Jason Weston, Luke Zettlemoyer, Gargi Ghosh, Mike Lewis, Ari Holtzman, and Srinivasan Iyer. Byte latent transformer: Patches scale better than tokens, 2024. URL <https://arxiv.org/abs/2412.09871>.
- Denis Paperno, Germán Kruszewski, Angeliki Lazaridou, Quan Ngoc Pham, Raffaella Bernardi, Sandro Pezzelle, Marco Baroni, Gemma Boleda, and Raquel Fernández. The lambada dataset: Word prediction requiring a broad discourse context, 2016. URL <https://arxiv.org/abs/1606.06031>.
- Xingwei Qu, Shaowen Wang, Zihao Huang, Kai Hua, Fan Yin, Rui-Jie Zhu, Jundong Zhou, Qiyang Min, Zihao Wang, Yizhi Li, Tianyu Zhang, He Xing, Zheng Zhang, Yuxuan Song, Tianyu Zheng, Zhiyuan Zeng, Chenghua Lin, Ge Zhang, and Wenhao Huang. Dynamic large concept models: Latent reasoning in an adaptive semantic space, 2026. URL <https://arxiv.org/abs/2512.24617>.
- Alec Radford, Jeff Wu, Rewon Child, David Luan, Dario Amodei, and Ilya Sutskever. Language models are unsupervised multitask learners. 2019.
- Pranav Rajpurkar, Robin Jia, and Percy Liang. Know what you don’t know: Unanswerable questions for squad, 2018. URL <https://arxiv.org/abs/1806.03822>.
- Keisuke Sakaguchi, Ronan Le Bras, Chandra Bhagavatula, and Yejin Choi. Winogrande: An adversarial winograd schema challenge at scale, 2019. URL <https://arxiv.org/abs/1907.10641>.
- Chenze Shao, Fandong Meng, and Jie Zhou. Beyond next token prediction: Patch-level training for large language models, 2025. URL <https://arxiv.org/abs/2407.12665>.
- DiJia Su, Hanlin Zhu, Yingchen Xu, Jiantao Jiao, Yuandong Tian, and Qinqing Zheng. Token assorted: Mixing latent and text tokens for improved language model reasoning, 2025. URL <https://arxiv.org/abs/2502.03275>.
- Jihoon Tack, Jack Lanchantin, Jane Yu, Andrew Cohen, Ilia Kulikov, Janice Lan, Shibo Hao, Yuandong Tian, Jason Weston, and Xian Li. Llm pretraining with continuous concepts, 2025. URL <https://arxiv.org/abs/2502.08524>.
- LCM team, Loïc Barrault, Paul-Ambroise Duquenne, Maha Elbayad, Artyom Kozhevnikov, Belen Alastruey, Pierre Andrews, Mariano Coria, Guillaume Couairon, Marta R. Costa-jussà, David Dale, Hady Elsahar, Kevin Heffernan, João Maria Janeiro, Tuan Tran, Christophe Ropers, Eduardo Sánchez, Robin San Roman, Alexandre Mourachko, Safiyyah Saleem, and Holger Schwenk. Large

- concept models: Language modeling in a sentence representation space, 2024. URL <https://arxiv.org/abs/2412.08821>.
- Keyu Tian, Yi Jiang, Zehuan Yuan, Bingyue Peng, and Liwei Wang. Visual autoregressive modeling: Scalable image generation via next-scale prediction, 2024. URL <https://arxiv.org/abs/2404.02905>.
- Johannes Welbl, Nelson F. Liu, and Matt Gardner. Crowdsourcing multiple choice science questions, 2017. URL <https://arxiv.org/abs/1707.06209>.
- An Yang, Anfeng Li, Baosong Yang, Beichen Zhang, Binyuan Hui, Bo Zheng, Bowen Yu, Chang Gao, Chengen Huang, Chenxu Lv, Chujie Zheng, Dayiheng Liu, Fan Zhou, Fei Huang, Feng Hu, Hao Ge, Haoran Wei, Huan Lin, Jialong Tang, Jian Yang, Jianhong Tu, Jianwei Zhang, Jianxin Yang, Jiayi Yang, Jing Zhou, Jingren Zhou, Junyang Lin, Kai Dang, Keqin Bao, Kexin Yang, Le Yu, Lianghao Deng, Mei Li, Mingfeng Xue, Mingze Li, Pei Zhang, Peng Wang, Qin Zhu, Rui Men, Ruize Gao, Shixuan Liu, Shuang Luo, Tianhao Li, Tianyi Tang, Wenbiao Yin, Xingzhang Ren, Xinyu Wang, Xinyu Zhang, Xuancheng Ren, Yang Fan, Yang Su, Yichang Zhang, Yinger Zhang, Yu Wan, Yuqiong Liu, Zekun Wang, Zeyu Cui, Zhenru Zhang, Zhipeng Zhou, and Zihan Qiu. Qwen3 technical report, 2025. URL <https://arxiv.org/abs/2505.09388>.
- Lili Yu, Dániel Simig, Colin Flaherty, Armen Aghajanyan, Luke Zettlemoyer, and Mike Lewis. Megabyte: Predicting million-byte sequences with multiscale transformers, 2023. URL <https://arxiv.org/abs/2305.07185>.
- Rowan Zellers, Ari Holtzman, Yonatan Bisk, Ali Farhadi, and Yejin Choi. Hellaswag: Can a machine really finish your sentence?, 2019. URL <https://arxiv.org/abs/1905.07830>.
- Wanjun Zhong, Ruixiang Cui, Yiduo Guo, Yaobo Liang, Shuai Lu, Yanlin Wang, Amin Saied, Weizhu Chen, and Nan Duan. Agieval: A human-centric benchmark for evaluating foundation models, 2023. URL <https://arxiv.org/abs/2304.06364>.
- Yongxin Zhu, Bocheng Li, Yifei Xin, Zhihua Xia, and Linli Xu. Addressing representation collapse in vector quantized models with one linear layer. In *Proceedings of the IEEE/CVF International Conference on Computer Vision (ICCV)*, pages 22968–22977, October 2025.

A. NCP versus NTP

We show the comparison of NCP versus NTP in Table 7.

Table 7 | NTP v.s. NCP

Module	Next Token Prediction LM	Next Concept Prediction LM
Input	Discrete tokens	Token Hidden states
Initial Representation	Standard token embedding	Concept embedding grouped by hidden states
Backbone	Transformers	Transformers
LM Head	Token hidden states \rightarrow token logits	Concept hidden states \rightarrow concept logits
Vocabulary	Pre-trained BPE vocabulary	Jointly optimized concept vocabulary
Generation Strategy	Sampling from vocabulary by logits	Aggregating over vocabulary by logits
Loss Function	Cross-Entropy Loss	Mean Squared Error Loss

B. Experiments Setting

B.1. Model Setup

We list the model backbones, training stages, training datasets, and tokens in Table 8.

Table 8 | Experiments Setting Summary.

Model Backbone	Parameters	Training Stage	Training Dataset	Token Numbers
GPT-2	160M-1.5B	Pre-training	OpenWebText	8B
Pythia	70M-410M	Pre-training	The Pile	300B
Llama	8B	Continual Pre-training	LongCtxEng	9.6B

B.2. ConceptLM Setup

We list the specific setting for ConceptLM in Table 9, including insert depth, concept layers, chunk size, S , and N .

Insert Depth Discussion: To ensure that more Decoder layers benefit from multi-level information while maintaining a token-level feature mixing before the concept layer, we default to inserting concept layers after the first Token Layer of the backbone. In this configuration, the first layer acts as the Token-level Encoder, while the remaining $L - 1$ layers serve as Token-level Decoder.

However, given that the GPT-2 model was pretrained on a relatively small dataset (less than 10B tokens), its performance is highly sensitive to architectural depth. To ensure a fair comparison with our strong baseline, ContextLM, we conducted additional experiments on GPT-2 by inserting the concept layer before the first Token-level layer. Results for the configuration where the concept layer is inserted after the first layer are reported in Appendix E.1.

Furthermore, we conducted extensive ablation studies to analyze the impact of the insert depth. Our results indicate that placing the concept layers at either the very beginning (Layer 0) or after the first layer (Layer 1) is suboptimal. Instead, the model achieves the best performance when the layer is positioned at three-quarters of the backbone depth (a trend consistently verified through repeat

experiments). We hypothesize that this superiority stems from the backpropagation of concept-level supervision into the Encoder layers; a sufficiently deep Encoder provides more refined representations, thereby facilitating more accurate concept prediction. Detailed experimental results are provided in Appendix E.2.

Table 9 | ConceptLM Setting Summary in main experiments.

Model Backbone	Insert Depth	Concept Layers	Chunk Size	S	N
GPT-2	before the first/second layer	2	4	head number	64
Pythia	before the second layer	2	4	head number	64
Llama	before the second layer	2	4	head number	64

B.3. Training Configuration for GPT2 Backbone

We show the training configuration of GPT-2 series models, all the variant of a certain size (base model, PM model, ConceptLM, ContextLM) use the same training setting in Table 10.

Table 10 | GPT-2 training configuration.

Model Size	Learning Rate	Batch Size	Training Length
GPT-Base (124M)	1e-3	512	1024
GPT-Medium (355M)	8e-4	512	1024
GPT-Large (774M)	6e-4	512	1024
GPT-XL (1.5B)	4e-4	512	1024

B.4. Training Configuration for Pythia Backbone

We show the training configuration of Pythia series models, all the variant of a certain size (base model, PM model, ConceptLM, ContextLM) use the same training setting in Table 11.

Table 11 | Pythia training configuration.

Model Size	Learning Rate	Batch Size	Training Length
Pythia-70M	1e-3	1024	2048
Pythia-160M	6e-4	1024	2048
Pythia-410M	4e-4	1024	2048

B.5. Training Configuration for Llama Model

We show the training configuration of Llama model, all the variant of a certain size (base model, PM model, ConceptLM) use the same training setting.

C. 8B Models Computation Cost

We provide a brief computation cost analysis, mainly use the following function, where T is the input sequence length, d is the hidden size.

Table 12 | Llama training configuration.

Model Size	Learning Rate	Batch Size	Training Length
Llama-3.1-8B	1e-5	96	8192

$$\begin{aligned}
\text{Token-level Layer FLOPs} &= \underbrace{8Td^2}_{\text{Attention Linear Layers}} + \underbrace{4Td^2}_{\text{FFN (at } 4d)} + \underbrace{2T^2d}_{\text{Attention Score}} \\
&= 12Td^2 + 2T^2d
\end{aligned}$$

For a certain 34 token-layers Llama-3.1-8B-PM, and a 32 token-layers and 2 concept-layers ConceptLM-Llama-3.1-8B.

Llama-3.1-8B-PM:

$$\text{Total FLOPs}_{PM} = 34 \times (12Td^2 + 2T^2d) = 408Td^2 + 68T^2d$$

ConceptLM-Llama-3.1-8B:

$$\begin{aligned}
\text{Total FLOPs}_{\text{ConceptLM}} &= 32 \times (12Td^2 + 2T^2d) + 2 \times (3Td^2 + \frac{1}{8}T^2d) \\
&= (384Td^2 + 64T^2d) + (6Td^2 + \frac{1}{4}T^2d) \\
&= 390Td^2 + 64.25T^2d
\end{aligned}$$

With our training setting $T = 8192, h = 4096$, we have

$$\text{Ratio} = \frac{\text{Total FLOPs}_{PM} - \text{Total FLOPs}_{\text{ConceptLM}}}{\text{Total FLOPs}_{PM}} * 100\% \approx 4.69\%$$

D. Downstream Tasks

We show the evaluation capabilities for benchmarks.

Table 13 | Evaluated benchmarks with capabilities.

Capability	Benchmarks / Datasets
Long-range dependency & context consistency	Lambada (OpenAI / Standard)
Commonsense reasoning	ARC-Easy, ARC-Challenge, WinoGrande, PIQA, HellaSwag
Scientific knowledge	SciQ
Paragraph comprehension	RACE
General language modeling	The Pile, WikiText, OpenWebText

E. Experimental Results

We show other experimental results in this section.

E.1. GPT2 Results with L1 setting

We show all the GPT-2 experiments, including insert concept-level layers after the first layer in Table 14.

E.2. Insert Depth Ablation

We insert the concept-level layers to L0, L1, L3, L5, L7, L9, L11, the result are shown in Table 15. We find that inserting the concept layers at the three-quarters (3/4) depth of the model yields superior generalization performance in the 160M model size.

E.3. VQ Module Setting

In our early experiments, we employ a vanilla VQ module without the SimVQ trick. We observe that the codebooks frequently collapsed when the concept layers are inserted before the first layer. The training stability is only achieved by applying complex transformations to the codebook through non-linear activation functions. So we keep the 2-MLP layers and ReLU activation setting.

We hypothesize that this collapse occurs because: A simple linear projection (or no projection) lacks the capacity to balance the complex representations with the discrete latent space, causing most inputs to map to a few specific codebook entries. The introduction of non-linear activations redistributes the representations, preventing the model from converging to a few codes and significantly increasing codebook utilization.

Across all our experimental configurations in this paper, the VQ codebook utilization consistently reached nearly 100%, demonstrating that our design effectively mitigates the common issue of codebook collapse. We provide an early experiment to test the codebook usage even with a large codebook size setting $S = 12, N = 1024$.

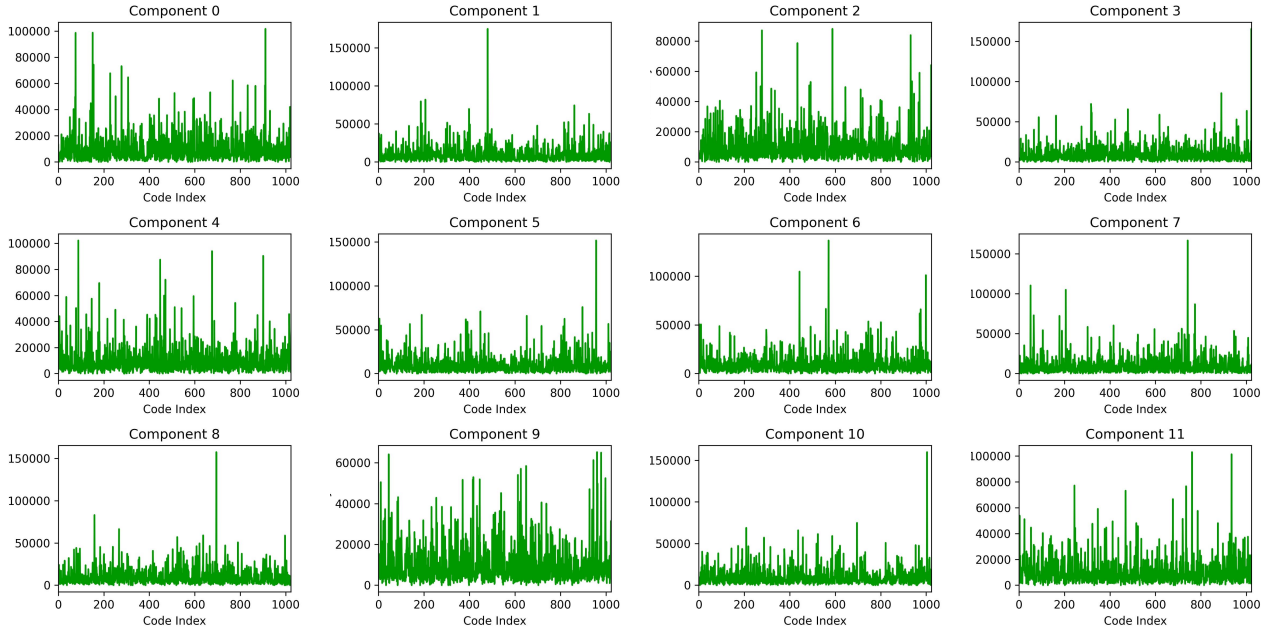


Figure 5 | Codebook usage. The figure shows the usage frequency of each code entry across 12 codebooks, each containing 1,024 entries, evaluated on the OpenWebText test set.

E.4. VQ Ablation

We provide the experimental results for the codebook size (N) ablation in Table 16 and the experimental results for the codebook number (S) ablation in Table 17.

The results show that for N , adjusting the number of N has little impact on downstream tasks but can significantly affect perplexity (PPL). While a smaller N is easier to predict, a larger N can encode more fine-grained information; achieving optimal results requires a trade-off between the two factors.

For S , appropriately increasing the value reduces the segment size, leading to better fitting and improved downstream performance. However, if S is too large, the fixed-width concept-layer Transformers may struggle to accurately predict the concepts. However, it should be noted that these experiments are conducted with a hidden size of 768. Further experimentation is required to determine whether larger models can support increased values for N and S .

Disregarding the context, for a token vocabulary of size V (vocab_size) and a chunk size k , the representation space of a concept is V^k . For a concept vocabulary, the representation range is N^S . For our Pythia models experiments, $V \approx 50000$, $k = 4$, $N = 64$, $S = 12$, $V^k = 6.25 * 10^{18}$, $N^S \approx 72 * 10^{22}$. $N^S \gg V^k$.

E.5. Chunk Size Ablation

We provide our experimental results for the chunk size ablation. Note that a larger chunk size introduces smaller layer computational cost, showing a clear trade-off between computational costs and model capability. We show the results in Table 18.

Table 14 | Evaluation of models across downstream tasks (Accuracy \uparrow) and language modeling (PPL \downarrow). ConceptLM-GPT is denoted as ConceptLM. ConceptLM-L1 denotes that we insert the concept-level module after the first layer. ConceptLMdenotes that we insert the concept-level module before the first layer.

Model	Lambada OpenAI	Lambada Std.	ARC-E	ARC-C	Wino Gd.	PIQA	Hella- Swag	SciQ	RACE	Avg Acc \uparrow
Zero-shot Evaluation (Accuracy %)										
GPT-Base	27.3	20.7	41.6	17.9	49.6	60.4	27.5	69.5	27.4	38.0
GPT-Base-PM	28.3	20.7	41.7	18.8	49.7	60.7	27.4	69.8	28.3	38.4
ConceptLM-Base	29.2	20.3	43.8	19.3	52.9	60.7	27.6	69.5	28.4	39.1
ConceptLM-Base-L1	28.9	20.7	41.9	18.0	50.0	60.2	27.8	70.8	30.1	38.7 ^{+0.7}
ConceptLM-Base	29.5	21.3	43.5	19.2	49.4	61.3	27.9	69.6	28.9	38.9 ^{+0.9}
GPT-medium	32.8	24.4	44.7	19.9	50.7	62.7	28.8	72.5	28.8	40.6
GPT-medium-PM	35.2	25.3	44.6	20.4	52.6	62.4	29.1	73.1	29.8	41.4
ContextLM-medium	36.8	26.7	46.7	19.5	50.9	62.9	29.8	74.2	29.3	41.9
ConceptLM-Medium-L1	34.1	25.3	46.1	20.1	50.4	63.3	29.7	76.0	28.7	41.5 ^{+0.9}
ConceptLM-Medium	36.6	27.1	46.0	20.7	50.6	64.2	30.3	75.0	29.1	42.3 ^{+1.7}
GPT-large	37.2	27.4	47.0	20.2	53.6	64.6	30.3	74.9	29.8	42.8
GPT-large-PM	37.2	29.4	48.4	19.5	52.4	63.8	30.6	74.3	29.8	42.8
ContextLM-Large	40.7	29.9	47.9	21.1	51.3	62.9	29.8	76.6	31.0	43.9
ConceptLM-Large-L1	39.4	29.6	49.1	21.5	50.8	64.3	31.3	75.1	30.5	43.5 ^{+0.7}
ConceptLM-Large	41.1	30.6	48.5	19.9	52.1	65.3	31.4	77.0	30.0	44.0 ^{+1.2}
GPT-XL	39.3	29.8	49.6	20.6	51.8	65.1	31.5	77.0	30.4	43.9
GPT-XL-PM	38.7	29.5	49.2	20.0	51.2	64.8	31.5	77.0	29.9	43.5
ContextLM-XL	41.9	32.3	49.9	21.4	51.9	66.1	32.3	77.7	31.2	45.0
ConceptLM-xl-L1	41.7	32.2	49.7	21.0	52.0	65.4	31.9	77.9	30.7	44.7 ^{+0.8}
ConceptLM-xl	42.9	32.2	49.9	21.9	52.1	66.8	32.4	76.8	30.6	45.1 ^{+1.2}

Model	OWT	Wikitext	Lambada OpenAI	Lambada Std	—	Avg PPL \downarrow
Language Modeling (Perplexity)						
GPT2-Base	22.04	43.99	69.29	272.43	—	101.94
GPT2-Base-PM	21.22	42.15	60.05	273.12	—	99.14
ContextLM-Base-L1	20.68	41.45	55.22	231.41	—	87.19
ConceptLM-Base	21.19	42.13	56.84	230.41	—	87.64 ^{+14.30}
ConceptLM-Base	20.56	40.86	51.83	225.74	—	84.75 ^{+17.19}
GPT2-Medium	17.97	34.24	35.54	122.54	—	52.57
GPT2-Medium-PM	17.67	33.59	32.91	126.03	—	52.55
ContextLM-Medium	17.03	32.08	28.06	95.06	—	43.06
ConceptLM-Medium-L1	17.14	32.42	31.29	100.50	—	43.34 ^{+9.23}
ConceptLM-Medium	16.81	31.53	26.96	86.75	—	40.51 ^{+12.06}
GPT2-Large	16.01	30.03	24.58	74.76	—	36.35
GPT2-Large-PM	15.89	29.71	23.50	62.45	—	32.89
ContextLM-Large	15.41	28.82	20.89	62.09	—	31.80
ConceptLM-Large-L1	15.47	29.66	21.55	61.52	—	32.05 ^{+4.30}
ConceptLM-Large	15.20	28.52	19.68	55.05	—	29.61 ^{+6.74}
GPT2-XL	14.99	27.89	20.72	55.12	—	29.68
GPT2-XL-PM	14.94	27.95	21.00	56.15	—	30.01
ContextLM-XL	14.60	27.05	17.46	44.62	—	25.93
ConceptLM-XL-L1	14.51	26.83	18.47	49.09	—	27.23 ^{+2.45}
ConceptLM-XL	14.40	26.80	17.26	47.06	—	26.38 ^{+3.30}

NCP Leads to Stronger Language Models

Table 15 | Insert depth ablation. Evaluation of Pythia-160M backbone trained on 30B the Pile tokens, L0 denotes there are 0-token-layers before the Concept-level Module.

Model	Lambda OpenAI	Lambda Std.	ARC- E	ARC- C	Wino Gd.	PIQA	Hella- Swag	SciQ	RACE	Avg Acc ↑
Zero-shot Evaluation (Accuracy %)										
ConceptLM-L0	34.2	22.4	45.2	19.0	51.0	61.5	28.1	75.1	27.9	40.5
ConceptLM-L1	34.0	21.8	43.5	18.8	53.0	61.3	28.3	73.3	28.6	40.3
ConceptLM-L3	32.2	21.6	42.0	19.7	51.1	61.4	28.1	71.9	28.8	39.6
ConceptLM-L5	33.9	22.7	43.5	19.0	51.9	61.3	28.3	73.0	29.0	40.3
ConceptLM-L7	34.0	21.7	42.9	17.5	51.6	62.5	28.2	75.2	28.7	40.3
ConceptLM-L9	34.9	24.2	43.1	19.7	50.3	61.9	27.8	74.2	27.9	40.4
ConceptLM-L11	33.9	22.3	43.3	18.7	53.6	61.5	28.3	73.8	27.9	40.3
Model	OWT	Wikitext		Lambada OpenAI		Lambada Std		—		Avg PPL ↓
Language Modeling (Perplexity)										
ConceptLM-L0	12.52	33.74		37.46		166.29		—		63.25
ConceptLM-L1	12.64	33.45		36.38		190.06		—		68.13
ConceptLM-L3	12.65	33.70		38.94		163.07		—		62.09
ConceptLM-L5	12.66	33.62		38.09		158.20		—		60.64
ConceptLM-L7	12.62	33.49		35.86		175.37		—		64.34
ConceptLM-L9	12.64	33.72		35.49		138.28		—		55.04
ConceptLM-L11	18.67	32.26		36.96		150.88		—		59.79

Table 16 | VQ codebook size ablation. Evaluation of Pythia-160M backbone with 2 concept layers trained on 30B the Pile tokens. We set S = number of head, and ablate N .

Model	Lambada OpenAI	Lambada Std.	ARC- E	ARC- C	Wino Gd.	PIQA	Hella- Swag	SciQ	RACE	Avg Acc ↑
Zero-shot Evaluation (Accuracy %)										
$N = 8$	33.3	21.6	43.0	19.8	51.7	60.7	28.1	74.0	27.9	40.0
$N = 16$	33.9	21.6	44.7	18.7	52.0	60.5	28.1	76.2	27.1	40.3
$N = 32$	33.2	21.5	43.1	18.3	51.7	61.7	28.4	74.9	28.4	40.2
$N = 64$	34.0	21.8	43.5	18.8	53.0	61.3	28.3	73.3	28.6	40.3
$N = 128$	34.4	22.2	44.3	18.7	53.2	62.2	28.1	74.0	26.6	40.4
$N = 256$	33.4	21.9	43.3	19.5	51.4	60.6	27.9	75.6	29.2	40.3

Model	OWT	Wikitext	Lambada OpenAI	Lambada Std	—	Avg PPL ↓
Language Modeling (Perplexity)						
$N = 8$	12.70	33.87	39.89	181.06	—	66.88
$N = 16$	12.64	33.71	35.67	170.08	—	63.03
$N = 32$	12.62	33.68	38.51	191.97	—	69.20
$N = 64$	12.64	33.45	36.38	190.06	—	68.13
$N = 128$	12.63	33.61	36.71	189.30	—	68.06
$N = 256$	12.68	33.45	39.88	195.50	—	70.38

Table 17 | VQ codebook size ablation. Evaluation of Pythia-160M backbone with 2 concept layers trained on 30B the Pile tokens. We set $N = 64$, and ablate S , the following head num * 4 denotes $S = \text{head num} * 4$.

Model	Lambada OpenAI	Lambada Std.	ARC- E	ARC- C	Wino Gd.	PIQA	Hella- Swag	SciQ	RACE	Avg Acc ↑
Zero-shot Evaluation (Accuracy %)										
head num * 4	34.0	21.7	43.3	19.8	51.3	62.1	28.0	74.2	27.9	40.3
head num * 2	34.8	22.7	43.8	18.7	51.8	61.4	28.3	76.5	28.0	40.7
head num * 1	34.0	21.8	43.5	18.8	53.0	61.3	28.3	73.3	28.6	40.3
head num/2	33.7	22.1	43.2	20.1	51.1	61.9	28.0	74.3	29.5	40.4
head num/3	34.2	21.5	45.2	19.5	51.8	62.0	28.2	72.2	28.3	40.3
head num/4	33.0	21.0	45.3	18.8	50.5	61.0	28.3	74.4	26.8	39.9
head num/6	33.1	21.2	42.9	18.9	51.8	60.9	28.1	71.1	27.9	39.5
Model	OWT		Wikitext		Lambada OpenAI		Lambada Std		—	Avg PPL ↓
Language Modeling (Perplexity)										
head num * 4	12.64		33.57		38.34		205.29		—	72.46
head num * 2	12.62		33.56		36.48		165.45		—	62.03
head num * 1	12.64		33.45		36.38		190.06		—	68.13
head num/2	12.64		33.57		37.97		164.35		—	62.09
head num/3	12.67		33.73		37.58		184.04		—	67.00
head num/4	12.68		33.86		40.28		186.71		—	68.38
head num/6	12.66		33.82		37.44		170.22		—	63.54

Table 18 | Chunk size ablation. Evaluation of Pythia-160M backbone trained on 30B the Pile tokens, Chunk-2 denotes chunk size = 2 ($k = 2$).

Model	Lambada OpenAI	Lambada Std.	ARC- E	ARC- C	Wino Gd.	PIQA	Hella- Swag	SciQ	RACE	Avg Acc ↑
Zero-shot Evaluation (Accuracy %)										
Chunk-2	35.6	22.6	44.7	19.5	53.0	60.8	28.1	75.9	28.2	40.7
Chunk-4	34.0	21.8	43.5	18.8	53.0	61.3	28.3	73.3	28.6	40.3
Chunk-8	33.7	22.5	43.5	19.2	52.3	61.4	27.3	73.0	28.6	40.2
Chunk-16	33.4	21.9	42.8	19.7	50.7	60.8	27.0	74.2	28.6	39.8

Model	OWT	Wikitext	Lambada OpenAI	Lambada Std	—	Avg PPL ↓
Language Modeling (Perplexity)						
Chunk-2	12.59	33.52	34.89	158.19	—	59.80
Chunk-4	12.64	33.45	36.38	190.06	—	68.13
Chunk-8	12.67	33.82	37.35	179.41	—	65.81
Chunk-16	12.73	34.09	38.73	193.26	—	69.70