

# Grow with the Flow: 4D Reconstruction of Growing Plants with Gaussian Flow Fields

Weihan Luo<sup>1</sup> Lily Goli<sup>1,2</sup> Sherwin Bahmani<sup>1,2</sup> Felix Taubner<sup>1,2</sup>  
 Andrea Tagliasacchi<sup>1,3</sup> David B. Lindell<sup>1,2</sup>

<sup>1</sup>University of Toronto <sup>2</sup>Vector Institute <sup>3</sup>Simon Fraser University

<https://weihanluo.ca/growflow/>

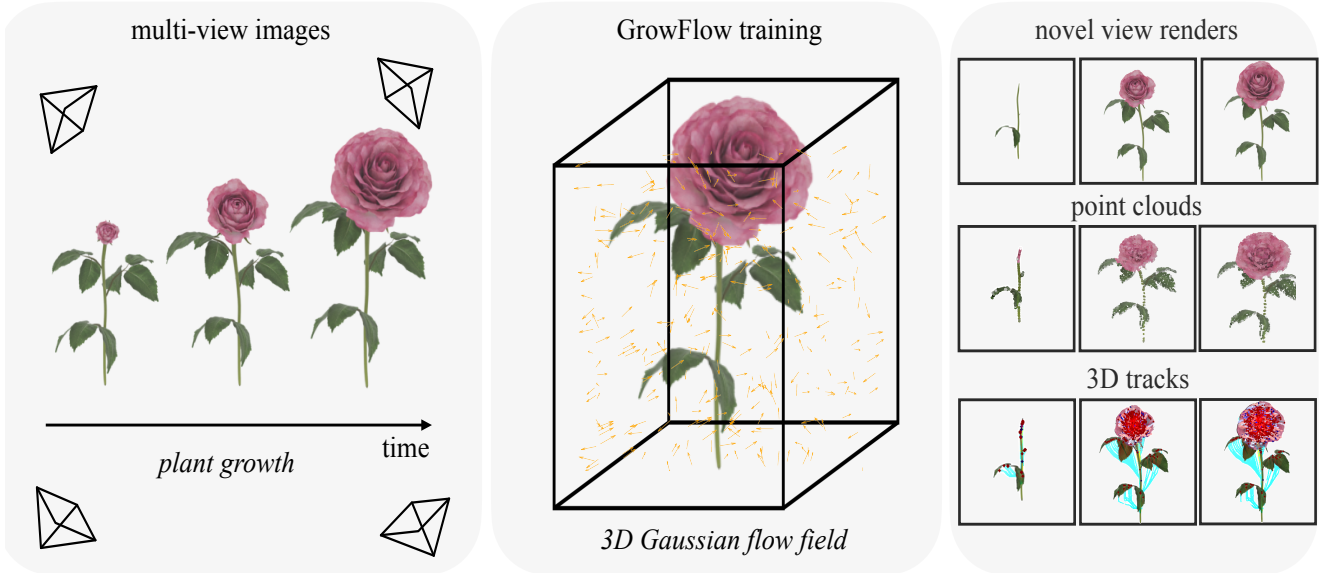


Figure 1. **GROWFLOW**. We propose GROWFLOW, a method for reconstructing high-fidelity geometry of plant growth. Given multi-view timelapse images of a plant, our method accurately reconstructs the dynamic structure using a set of 3D Gaussian primitives and a flow field defined over their parameters. We can also track structures during a plant’s growth by visualizing the positions of the 3D Gaussian primitives, as shown above.

## Abstract

*Modeling the time-varying 3D appearance of plants during their growth poses unique challenges: unlike many dynamic scenes, plants generate new geometry over time as they expand, branch, and differentiate. Recent motion modeling techniques are ill-suited to this problem setting. For example, deformation fields cannot introduce new geometry, and 4D Gaussian splatting constrains motion to a linear trajectory in space and time and cannot track the same set of Gaussians over time. Here, we introduce a 3D Gaussian flow field representation that models plant growth as a time-varying derivative over Gaussian parameters—position, scale, orientation, color, and opacity—enabling*

*nonlinear and continuous-time growth dynamics. To initialize a sufficient set of Gaussian primitives, we reconstruct the mature plant and learn a process of reverse growth, effectively simulating the plant’s developmental history in reverse. Our approach achieves superior image quality and geometric accuracy compared to prior methods on multi-view timelapse datasets of plant growth, providing a new approach for appearance modeling of growing 3D structures.*

## 1. Introduction

Accurately modeling plant growth has wide-reaching implications in plant phenotyping, agriculture, and biological

research, where understanding the temporal development of plant structures is essential for analyzing morphology, function, and environmental response [8, 18, 32, 35, 37]. Unlike many dynamic scenes, plant growth is inherently non-rigid and characterized by continuous changes in topology, e.g., as new leaves and branches gradually emerge over time [7, 24, 41]. In this work, we address the problem of reconstructing time-varying 3D representations of plant growth from multi-view time-lapse imagery, with a particular focus on accurately capturing geometric development over time.

Contemporary dynamic scene models often rely on deformation fields that map a canonical space to a deformed state at each timestep [46, 47]. While these methods can render novel views with reasonable quality, deformation fields preserve topology—they can only move existing points in space—and therefore cannot directly introduce new geometry. Moreover, they fail to exploit the strong local and temporal continuity present in biological growth. Recently, 3D Gaussian Splatting (3DGS) [20] has emerged as a powerful scene representation technique, in which a set of 3D Gaussian primitives is optimized to accurately render complex scenes from multi-view images. Building on this idea, other recent approaches extend 3DGS to the temporal domain using 4D Gaussians combined with temporal masking mechanisms [11, 25, 48], which implicitly discard past geometry as new elements emerge. This makes it difficult to establish semantic or spatial correspondences across time, a crucial requirement for growth modeling. Closest to our problem setting, one recent approach [1] applies 3D Gaussian splatting to modeling plant growth, but creates separate 3D models for each timestep rather than learning a single, continuous representation of growth.

We propose a new perspective: plant growth can be modeled as a continuous dynamical system in which the evolution of scene elements is governed by a smooth transformation from an initial state. In the continuous-time limit, such dynamics can be described by an ordinary differential equation (ODE). Based on this insight, we present GROWFLOW, a novel dynamic representation that combines 3D Gaussians for scene representation with a neural ordinary differential equation (ODE) [5] to model the temporal flow of these Gaussians. This formulation captures the underlying growth vector field, enabling the learning of a temporally coherent and biologically plausible evolution of plant geometry, as shown in Fig. 1.

One major technical challenge in this approach is how to continuously introduce new scene elements as the plant grows. Directly adding new Gaussians for each emerging structure is non-differentiable and therefore difficult to optimize. Instead, we reconstruct the mature plant and learn a process of reverse growth—effectively modeling the plant’s developmental history in reverse. Specifically, we learn a

continuous ODE or flow field that models the time-varying changes in the position, scale, and orientation of 3D Gaussian primitives, while keeping their color and opacity fixed. We can then reverse this process to recover a realistic and temporally coherent growth trajectory. Our approach retains high-fidelity geometry and achieves state-of-the-art performance in both novel-view and novel-time synthesis.

In summary, we make the following contributions:

- We introduce GROWFLOW, a novel dynamic scene representation that couples 3D Gaussians with neural ODEs to model the continuous, non-rigid evolution of plant growth from multi-view time-lapse images.
- We develop a multi-stage optimization procedure to effectively learn this representation.
- We present a multi-view time-lapse plant growth dataset, including both synthetic and real-world scenes and demonstrate that GROWFLOW achieves superior geometric accuracy and photometric quality compared to existing baselines.

## 2. Related Work

**Dynamic novel view synthesis.** Recent work in dynamic 3D scene modeling has largely shifted from Neural Radiance Fields (NeRFs) [30, 34] to 4D extensions of 3D Gaussian Splatting (3DGS) [20], which offer superior rendering quality and computational efficiency. The most common strategy is to learn a deformation field that maps a single set of canonical Gaussians to their state at each observed timestep [12, 17, 27, 46, 47]. This process is often accelerated using compact and efficient neural representations such as HexPlanes [3, 15]. However, deformation-based representations learn independent per-timestep deformations from a canonical space; as a result, they do not explicitly introduce new structure or capture the local spatio-temporal dependencies and monotonic growth inherent in plant growth.

Another line of work optimizes 4D spatio-temporal Gaussians to represent the scene’s evolution [11, 25, 48]. A related approach models the continuous trajectory of each Gaussian’s parameters over time, often using simple functions such as polynomials [26, 44]. Finally, some methods adopt a sequential strategy, propagating Gaussian parameters from one frame to the next to enforce temporal consistency [29]. However, these methods often rely on auxiliary inputs (e.g., optical flow or depth) or use masks to remove “inactive” Gaussians, which breaks explicit 3D correspondences between timesteps. In contrast, our approach models plant growth as a continuous, temporally coherent 3D Gaussian flow, enabling both the introduction of new structures and accurate prediction of unseen timesteps.

**Continuous-time dynamics models.** Continuous-time dynamical systems can be mathematically represented as



ordinary differential equations (ODEs), where the rate of change of the system state is described as a function of the current state and time. Neural ODEs [6] parametrize the underlying flow field using a neural network and recover the trajectory of the system by integration. Several extensions focus on improving optimization stability [13, 14], computational efficiency [19, 21, 31], or adapting them to irregularly sampled data [16, 38].

Our work is most closely related to methods that model continuous-time dynamics of 3D scenes using neural ODEs. For example, Du et al. [10] learn a velocity field by integrating an ODE over point tracks, but they require dense point correspondences as input. More recently, Wang et al. [43] combined latent ODEs with 3D Gaussians for temporal forecasting; however, their primary goal is motion extrapolation beyond observed trajectories, whereas we introduce a new dynamic 3D Gaussian representation and a multi-stage optimization procedure specifically designed to capture plant growth.

While several prior techniques [1, 4, 9, 28, 33, 51] tackle plant growth reconstruction, these methods rely on point cloud registration rather than modeling continuous-time dynamics with 3D Gaussians, and thus cannot capture temporally coherent growth trajectories or introduce new structures over time as our approach does.

### 3. Method

Given a set of posed images  $I_p^t$  of a growing plant observed over multiple timesteps  $t \in 0, \dots, T$  and multiple views  $p$ , our goal is to reconstruct the plant’s growth in 3D such that the reconstruction faithfully follows its natural trajectory. In particular, we seek a representation that evolves smoothly over time while ensuring that the visible volume of the plant is monotonically non-decreasing, consistent with natural growth.

To this end, we adopt 3D Gaussian splats [20] as our underlying 3D representation and optimize a flow field that continuously evolves the Gaussian particles over time to model plant growth. Achieving such smooth temporal evolution is non-trivial: while existing approaches to dynamic 3D reconstruction allow arbitrary deformations either from a canonical template [46] or between discrete timesteps [29], these formulations are not well-suited to modeling growth. Instead, plant growth should evolve continuously from one timestep to the next, following a smooth and monotonic trajectory rather than resetting from a canonical state or diverging unpredictably across timesteps.

To address this challenge, we first introduce a differentiable approach to modeling growth with 3D Gaussian particles in Section 3.1. We then develop a time-integrated neural field that produces a smooth trajectory of growth across all timesteps in Section 3.2. Finally, we present a training strategy that ensures stable optimization in Section 3.3.

#### 3.1. 3D Gaussian Flow Fields

We represent the underlying 3D structure using 3D Gaussian Splatting (3DGS) [20], a high-quality representation that enables real-time rendering. Specifically, the 3D scene is modeled with a set of  $N$  Gaussians  $\mathbf{G}_i$ , each parameterized by a center  $\mu_i \in \mathbb{R}^3$ , rotation quaternion  $q_i \in \mathbb{R}^4$ , scale  $s_i \in \mathbb{R}^3$ , opacity  $o_i \in \mathbb{R}$ , and color coefficients  $c_i \in \mathbb{R}^r$ , represented via rank- $r$  spherical harmonics. These Gaussians are projected into a given view using a linearized projection model [52] and then alpha-blended in depth order to render the target image.

To model plant growth, we adapt this representation so that it evolves over time, allowing new structures to emerge gradually and coherently rather than being introduced abruptly. Growth can manifest in two ways: (i) increasing the scale of existing particles, thereby expanding the volume, or (ii) introducing new particles. While scale growth suffices at early stages, it cannot account for the formation of new matter and quickly degrades visual quality without particle addition. Conversely, densification in 3DGS is a discrete, non-differentiable process, making optimization challenging.

To address this, we reverse the problem: instead of modeling forward growth, we model backward shrinkage from the final state (time  $t=T$ ) to the initial state ( $t=0$ ). This assumes that all matter required for the plant is already represented at  $T$ , eliminating the need for discrete particle addition. The task then reduces to making Gaussians disappear or “shrink” smoothly, either by scaling them down to zero or by becoming occluded within existing matter. This disappearance process is differentiable, making it well-suited for gradient-based optimization.

Consequently, the problem reduces to modeling the temporal deformation of Gaussian parameters that govern geometry while keeping appearance fixed. Concretely, we allow the center, rotation, and scale of each Gaussian to evolve over time, while assuming that color and opacity remain constant under fixed lighting conditions. Each Gaussian is thus represented as

$$\mathbf{G}_i^{(t)} = (\mu_i^{(t)}, q_i^{(t)}, s_i^{(t)}, o_i, c_i), \quad (1)$$

where  $\mu_i^{(t)}$ ,  $q_i^{(t)}$ , and  $s_i^{(t)}$  are time-varying geometric parameters, and  $o_i$  and  $c_i$  are time-invariant appearance parameters.

#### 3.2. Time-Integrated Velocity Field

Our goal is to obtain a smooth trajectory of growth by continuously deforming the geometry of Gaussians as they shrink backward in time. To this end, we model the velocities of Gaussian geometric parameters: translational velocity  $\dot{\mu}_i(t)$ , rotational velocity  $\dot{q}_i(t)$ , and volumetric velocity

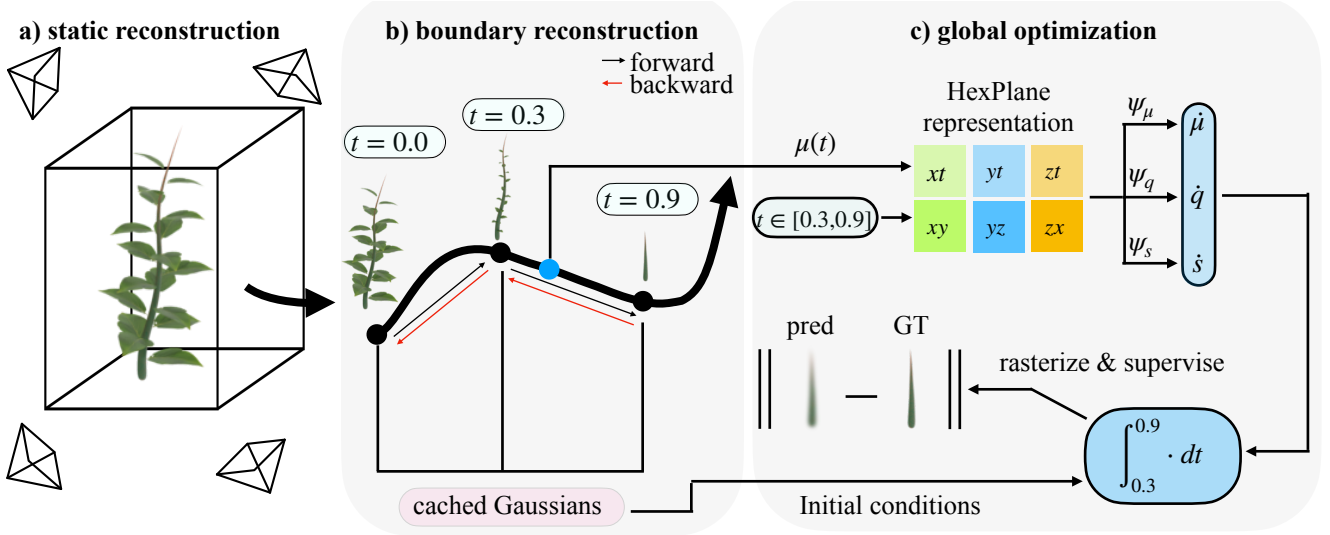


Figure 2. **Method overview.** **a)** Our method first optimizes a set of 3D Gaussians on the fully-grown plant. **b)** Using the optimized 3D Gaussians from the fully-grown plant, we progressively train the dynamics model to learn the state of the plant at each timestep. After each reconstructed timestep, we cache the Gaussians for that timestep and use them as initial conditions to optimize for the next timestep. **c)** During the global optimization step, we randomly sample a timestep  $t_k$  and integrate to  $t_{k+1}$ , leveraging the cached Gaussians from the boundary reconstruction step as initial conditions. We then optimize the dynamics model to enforce consistency between rendered and captured measurements.

$\dot{s}_i(t)$ . We define a time-dependent velocity field  $F_\phi$  governing the dynamics of each Gaussian:

$$\dot{\theta}_i(t) = F_\phi(\mu_i(t), t), \quad \theta_i(t) = \theta_i(T) + \int_T^t F_\phi(\mu_i(\tau), \tau) d\tau, \quad (2)$$

where  $\theta_i(t)$  denotes the geometric parameters of Gaussian  $i$  at time  $t$ .

We require  $F_\phi$  to be at least  $C^0$ -continuous in both space and time. This guarantees that integrating the velocity field produces  $C^1$ -continuous trajectories, yielding smooth temporal evolution of centers, rotations, and scales. This design avoids sudden or unpredictable changes between timesteps, ensuring that the reconstructed plant evolves along smooth and differentiable trajectories, as shown in Fig. 10.

We model the velocity field  $F_\phi$  using a spatio-temporal HexPlane encoder followed by multi-layer perceptron (MLP) decoders, similar to [3, 46], as shown in Fig. 2. The HexPlane encoder interpolates features from a continuous spatio-temporal grid, which are then decoded by MLP heads into the geometric velocities. Formally, given Gaussian centers  $\mu_i(t)$  and time  $t$ , we extract a latent feature  $\mathbf{z}_i$  via:

$$\mathbf{z}_i = \psi(\text{HexInterp}(\mu_i(t), t)), \quad (3)$$

where HexInterp denotes interpolation from a multi-level HexPlane grid. Features are bilinearly interpolated from the six spatio-temporal planes  $(x, y)$ ,  $(y, z)$ ,  $(x, z)$ ,  $(x, t)$ ,  $(y, t)$ ,  $(z, t)$ , combined via

a product across planes, and concatenated across  $L$  resolution levels before being fed to the MLP  $\psi$ . The latent feature  $\mathbf{z}_i$  is then decoded into per-parameter velocities:

$$\dot{\mu}_i = \psi_\mu(\mathbf{z}_i), \quad \dot{q}_i = \psi_q(\mathbf{z}_i), \quad \dot{s}_i = \psi_s(\mathbf{z}_i), \quad (4)$$

where  $\psi_\mu$ ,  $\psi_q$ , and  $\psi_s$  are independent MLP decoders. To recover Gaussian parameters at any future time  $t_1$  from an initial state at  $t_0$ , we integrate the velocity field:

$$\theta_i(t_1) = \theta_i(t_0) + \int_{t_0}^{t_1} F_\phi(\mu_i(t), t) dt, \quad (5)$$

which can be solved using standard numerical ODE solvers such as Runge–Kutta [2, 23, 39].

### 3.3. Training Dynamics

**Static reconstruction** We first optimize a static 3DGS model on the fully-grown plant at timestep  $T$ , following standard procedure as in [20], optimizing a mixture of L1 and SSIM losses. After optimization, we obtain a set of Gaussians  $\mathbf{G}^{t_0} = \{\mu^{t_0}, q^{t_0}, s^{t_0}, c, o\}$ .

**Boundary reconstruction.** In principle, integrating from  $t_0 = T$  backward to all timesteps could produce the entire trajectory. However, directly optimizing such long-range ODE integration leads to unstable training, with vanishing gradients and accumulated numerical error. To address this, we adopt a piecewise integration strategy: instead of integrating across the full sequence, we train progressively from

$T$  to earlier steps  $t_1, t_2, \dots$ , caching intermediate states as boundary conditions. At each stage, the Gaussian state from the previous boundary condition  $G^{t_k}$  serves as the initial condition, and we integrate the velocity field through a single timestep to obtain  $G^{t_{k+1}}$ :

$$\mathbf{G}^{t_{k+1}} = \mathbf{G}^{t_k} + \int_{t_k}^{t_{k+1}} F_\phi(\mu(t), t) dt. \quad (6)$$

This reduces the depth of recursive integration, stabilizes optimization, and ensures that each segment remains well-conditioned. Importantly, although integration is performed in a piecewise manner, the velocity field  $F_\theta$  is shared across all segments, which guarantees continuity of the underlying dynamics. At each timestep, we supervise the predicted boundary state with an L1 loss against the ground-truth images of that timestep, and progressively expand the cache of boundary states as training proceeds.

**Global optimization.** After recovering and storing all boundary states in the cache, we perform a global optimization of the trajectory. At each iteration, we randomly sample a timestep  $t_k$  and integrate the velocity field between  $t_k$  and  $t_{k+1}$  using the cached boundary  $\mathbf{G}^{t_k}$  as the initial condition:

$$\tilde{\mathbf{G}}^{t_{k+1}} = \mathbf{G}^{t_k} + \int_{t_k}^{t_{k+1}} F_\phi(\mu(t), t) dt. \quad (7)$$

The predicted Gaussians  $\tilde{\mathbf{G}}^{t_{k+1}}$  are then rasterized and supervised against the ground truth images at timestep  $t_{k+1}$  using an L1 penalty between the rendered and ground-truth pixel values.

**Simulated Dataset.** We construct a simulated multiview timelapse dataset in Blender by porting seven distinct plant-growth scenes—*clematis*, *tulip*, *plant1*, *plant2*, *plant3*, *plant4*, and *plant5*—originally created by artists on Blender Market. For each scene, we render 70 timesteps of growth from 34 camera viewpoints uniformly distributed along a full  $360^\circ$  orbit around the plant, using 31 views for training and 3 for testing. This results in 2170 training images and 210 testing images per scene at a resolution of  $400 \times 400$ . This synthetic setup provides full control over geometry, materials, and lighting, enabling quantitative evaluation of reconstruction accuracy and temporal consistency. For training, we subsample 12 timesteps (selecting every 6th frame), while all 70 timesteps—including the 58 temporally interpolated frames unseen during training—are used for evaluation. For evaluation, we omit the last timestep for all methods (evaluating 69 of 70 timesteps), as the reconstruction quality degrades significantly at this boundary case, leading to outlier values that would skew the average metrics across all methods.

**Captured Dataset.** Our captured dataset features a blooming flower and a corn plant recorded using a Raspberry Pi equipped with an HQ camera module [42]. To ensure consistent multi-view imaging over time, the plant is placed on a motorized turntable (lazy Susan) controlled by the Pi. At each timestep, we capture 50 images at a fixed elevation with  $7.2^\circ$  angular spacing, achieving full  $360^\circ$  coverage. For training and evaluation, we use 43 views for training and 7 held-out views for testing at each timestep. In the flower scene, for training, we subsample 6 timesteps (selecting every 17th frame), while all 86 timesteps—including the 80 temporally interpolated frames unseen during training—are used for evaluation. On the other hand, for the corn, we subsample 8 timesteps (selecting every 10th frame), and a total of 71 timesteps are used for evaluation.

## 4. Experiments

### 4.1. Experimental Setup

**Implementation details.** For static reconstructions of fully grown plants, we use 3DGS with default training settings and the Adam [22] optimizer, training each model for 30K iterations. During the boundary reconstruction phase, we optimize each boundary timestep for 300 iterations using the adjoint method [6], with relative and absolute tolerances of  $10^{-4}$  and  $10^{-5}$ , respectively, for the neural ODE solver. The dynamic reconstruction phase uses the same solver configuration and is trained for 30K iterations.

**Baselines.** We compare our method against state-of-the-art methods in dynamic reconstruction: Dynamic 3DGS [29], 4D-GS [46], and 4DGS [48]. For all results, we use the corresponding open source implementations of these methods. For timestep interpolation, our method, 4D-GS, and 4DGS inherently support querying intermediate timesteps. For Dynamic 3DGS, which does not natively support continuous time, we perform interpolation between learned timesteps by fitting a third-degree polynomial to the Gaussian centers and colors. Rotations are interpolated using spherical linear interpolation (slerp), while scales and opacities are kept fixed, consistent with the original implementation.

**Metrics.** We employ two complementary measures to evaluate reconstruction methods. Since our goal is to recover geometrically faithful growth rather than only achieving photometric accuracy, we introduce a 3D point-tracking metric based on the Chamfer Distance (CD). We track foreground Gaussians by matching each to its nearest vertex on the ground-truth plant mesh at the first timestep. Per-timestep Chamfer Distance is then computed between these foreground Gaussians and their corresponding mesh vertices, averaged across time. For 4DGS, we apply their temporal masking before computing distances. In addition, we







Figure 3. **Results on synthetic data.** We compare results on both seen and interpolated times. GrowFlow achieves stable, coherent geometry, unlike prior methods that show visually correct RGB but inconsistent deformations. Yellow marks interpolated frames.





Method	Training times			Interpolation times			Combined		
	PSNR (dB) ↑	SSIM ↑	LPIPS ↓	PSNR (dB) ↑	SSIM ↑	LPIPS ↓	PSNR (dB) ↑	SSIM ↑	LPIPS ↓
4D-GS	30.98	0.990	0.036	25.74	0.982	0.043	26.17	0.983	0.042
4DGS	32.22	0.992	0.030	28.14	0.983	0.045	28.50	0.984	0.044
Dynamic 3DGS	27.74	0.982	0.050	24.03	0.959	0.081	24.36	0.961	0.078
Ours	29.62	0.990	0.030	28.64	0.988	0.032	28.72	0.988	0.032

Figure 4. **Results on captured data.** We compare results on both seen and interpolated times. GrowFlow achieves stable geometry, unlike prior methods that show visually correct renderings for training frames but struggle on interpolation frames. Yellow marks interpolated frames.

evaluate the photometric quality of test views using standard image-based metrics: PSNR, LPIPS, and SSIM.

## 4.2. Simulated Results

**Qualitative comparisons.** Fig. 3 presents qualitative and quantitative comparisons against baseline methods for plant-growth reconstruction. Our method yields geometrically coherent trajectories: Gaussian centers closely follow the plant’s true surface over time and produce high-quality novel-view renderings. In contrast, baseline approaches exhibit pronounced geometric drift, with Gaussian centers gradually detaching from the plant surface or floating in space as time progresses. Dynamic 3DGS [29] frequently displaces Gaussians corresponding to shrunk or disappearing structures into the far field or behind background elements, rather than shrinking them downward as the plant regresses. As illustrated in Fig. 3, these Gaussians often remain at roughly their original height but are simply pushed behind the scene, making them invisible in the renderings.

These behaviors highlight a key limitation of approaches that do not explicitly model continuous growth: they prioritize reproducing photorealistic appearance in training views at the expense of temporally coherent geometry. Such inconsistencies accumulate over time, eventually producing noticeable photometric artifacts.

**Quantitative comparisons.** Quantitatively, our approach outperforms all baselines by a substantial margin in both image-quality metrics and Chamfer Distance. This demonstrates that GROWFLOW achieves superior geometric fidelity and photometric consistency not only at supervised training timesteps but also at the 58 interpolated timesteps unseen during training.

## 4.3. Captured Results

**Qualitative comparisons.** Fig. 4 presents qualitative and quantitative comparisons against baseline methods on the blooming flower scene. We observe that while baseline




Figure 5. **Qualitative ablations.** Replacing our HexPlane representation with an MLP with Fourier encoding reduces capacity and degrades rendering quality. Skipping the boundary reconstruction stage causes the reconstructed geometry to break down.

Table 1. Ablation study on the *clematis* scene.

Method	PSNR $\uparrow$	SSIM $\uparrow$	LPIPS $\downarrow$	CD $\downarrow$
Ours	33.05	0.947	0.071	0.02
w/o HexPlane	32.18	0.944	0.076	0.03
w/o boundary	28.52	0.914	0.097	36.47

methods have no difficulty reconstructing frames that they have trained on, their quality degrades when queried on interpolated timesteps. Notably, 4D-GS [46] completely fails during interpolation where the reconstructed plant wobbles between growing and shrinking, despite the ground-truth motion being a smooth growth motion, which is achieved by our novel representation and training algorithm.

**Quantitative comparisons.** Overall, our method achieves higher quality novel view renderings compared to baseline methods. Despite achieving slightly lower PSNR on the training timesteps, our SSIM and LPIPS are comparable to baselines. Because our neural ODE optimizes for a continuous flow field of Gaussian parameters rather than overfitting to individual training timesteps, it trades slightly lower performance on training timesteps for superior interpolation quality on real-world plants.

#### 4.4. Ablation Study

**HexPlane.** Neural ODE frameworks are often parameterized using MLPs. However, as shown in the insets of Fig. 5, substituting our spatio-temporal HexPlane encoder with an MLP leads to noticeably degraded reconstruction quality, e.g., the flower bud exhibits more artifacts and temporal instability. HexPlane provides a higher-quality inductive bias for capturing spatial and temporal variations, enabling smoother and more consistent Gaussian trajectories. The quantitative results in Tab. 1 confirm this, i.e., the HexPlane achieves superior image fidelity and improves geometric accuracy compared to the MLP alternative.

**Boundary reconstruction.** The boundary reconstruction stage is essential for stable optimization of the neural ODE. Without it, the model must rely on long-range integration

from the final timestep to all earlier states, which leads to accumulated numerical errors, vanishing gradients, and poor convergence. Although the model can eventually produce reasonable photometric reconstructions, it struggles to maintain geometric consistency, resulting in drifting Gaussians and degraded temporal coherence. As shown in Fig. 5 and Tab. 1, removing the boundary reconstruction step substantially harms both image quality and geometric fidelity, highlighting its importance in accurately modeling continuous plant growth.

## 5. Conclusion

In this work, we propose GROWFLOW, a novel dynamic scene representation that combines 3D Gaussians with neural ODEs to model the continuous, non-rigid evolution of plant growth from multi-view time-lapse images. By learning a continuous 3D Gaussian flow field, GROWFLOW captures the underlying growth vector field, enabling temporally coherent and biologically plausible reconstruction of plant geometry. To address the challenge of continuously emerging structures, we introduce a reverse-growth formulation, training the model to shrink 3D Gaussians over time and later reversing this flow to recover realistic growth trajectories.

GROWFLOW is designed under the assumption of monotonic growth, meaning that plant structures do not disappear or die back over time. While this excludes phenomena such as leaf senescence or pruning, it is practical for many species exhibiting predominantly additive growth. Future work could relax the monotonic growth assumption, enabling the model to handle disappearing or decaying plant structures, such as leaf senescence or pruning. It could also incorporate biologically motivated priors to more accurately capture natural growth patterns and structure decay. Additionally, the framework could be extended to other dynamic objects whose geometry emerges or evolves over time, e.g., growing crystals, developing embryos, or erupting geological formations, demonstrating the generality of GROWFLOW beyond plant growth.

**Acknowledgements.** DBL acknowledges support of NSERC under the RGPIN program. DBL also acknowledges support from the Canada Foundation for Innovation and the Ontario Research Fund.

## References

- [1] Simeon Adebola, Shuangyu Xie, Chung Min Kim, Justin Kerr, Bart M van Marrewijk, Mieke van Vlaardingen, Tim van Daalen, EN van Loo, Jose Luis Susa Rincon, Eugen Solowjow, et al. Growsplat: Constructing temporal digital twins of plants with gaussian splats. *arXiv preprint arXiv:2505.10923*, 2025. 2, 3
- [2] John Charles Butcher. A history of Runge-Kutta methods. *Applied numerical mathematics*, 20(3):247–260, 1996. 4
- [3] Ang Cao and Justin Johnson. Hexplane: A fast representation for dynamic scenes. In *Proceedings of the IEEE/CVF Conference on Computer Vision and Pattern Recognition*, pages 130–141, 2023. 2, 4, 1
- [4] Nived Chebrolu, Thomas Labe, and Cyrill Stachniss. Spatio-temporal non-rigid registration of 3d point clouds of plants. In *2020 IEEE International Conference on Robotics and Automation (ICRA)*, pages 3112–3118. IEEE, 2020. 3
- [5] Ricky TQ Chen. torchdiffeq, 2018. URL <https://github.com/rtqichen/torchdiffeq>, 14, 2018. 2, 1
- [6] Ricky TQ Chen, Yulia Rubanova, Jesse Bettencourt, and David K Duvenaud. Neural ordinary differential equations. *Adv. Neural Inform. Process. Syst.*, 31, 2018. 3, 5
- [7] Enrico Coen and Daniel J Cosgrove. The mechanics of plant morphogenesis. *Science*, 379(6631):eade8055, 2023. 2
- [8] Stijn Dhondt, Nathalie Wuyts, and Dirk Inze. Cell to whole-plant phenotyping: the best is yet to come. *Trends in plant science*, 18(8):428–439, 2013. 2
- [9] Jing Dong, John Gary Burnham, Byron Boots, Glen Rains, and Frank Dellaert. 4d crop monitoring: Spatio-temporal reconstruction for agriculture. In *2017 IEEE International Conference on Robotics and Automation (ICRA)*, pages 3878–3885. IEEE, 2017. 3
- [10] Yilun Du, Yanan Zhang, Hong-Xing Yu, Joshua B Tenenbaum, and Jiajun Wu. Neural radiance flow for 4d view synthesis and video processing. In *2021 IEEE/CVF International Conference on Computer Vision (ICCV)*, pages 14304–14314. IEEE Computer Society, 2021. 3
- [11] Yuanxing Duan, Fangyin Wei, Qiyu Dai, Yuhang He, Wenzheng Chen, and Baoquan Chen. 4d-rotor gaussian splatting: towards efficient novel view synthesis for dynamic scenes. In *ACM SIGGRAPH 2024 Conference Papers*, pages 1–11, 2024. 2
- [12] Bardienus P Duisterhof, Zhao Mandi, Yunchao Yao, Jia-Wei Liu, Jenny Seidenschwarz, Mike Zheng Shou, Deva Ramanan, Shuran Song, Stan Birchfield, Bowen Wen, et al. Deformgs: Scene flow in highly deformable scenes for deformable object manipulation. *arXiv preprint arXiv:2312.00583*, 2023. 2
- [13] Emilien Dupont, Arnaud Doucet, and Yee Whye Teh. Augmented neural odes. *Advances in neural information processing systems*, 32, 2019. 3
- [14] Chris Finlay, Jorn-Henrik Jacobsen, Levon Nurbekyan, and Adam Oberman. How to train your neural ODE: the world of Jacobian and kinetic regularization. In *International conference on machine learning*, pages 3154–3164. PMLR, 2020. 3
- [15] Sara Fridovich-Keil, Giacomo Meanti, Frederik Rahbak Warburg, Benjamin Recht, and Angjoo Kanazawa. K-planes: Explicit radiance fields in space, time, and appearance. In *Proceedings of the IEEE/CVF Conference on Computer Vision and Pattern Recognition*, pages 12479–12488, 2023. 2
- [16] Pawan Goyal and Peter Benner. Neural odes with irregular and noisy data. *arXiv preprint arXiv:2205.09479*, 2022. 3
- [17] Yi-Hua Huang, Yang-Tian Sun, Ziyi Yang, Xiaoyang Lyu, Yan-Pei Cao, and Xiaojuan Qi. Sc-gs: Sparse-controlled gaussian splatting for editable dynamic scenes. In *Proceedings of the IEEE/CVF conference on computer vision and pattern recognition*, pages 4220–4230, 2024. 2
- [18] Takashi Ijiri, Shin Yoshizawa, Hideo Yokota, and Takeo Igarashi. Flower modeling via x-ray computed tomography. *ACM Transactions on Graphics (TOG)*, 33(4):1–10, 2014. 2
- [19] Jacob Kelly, Jesse Bettencourt, Matthew J Johnson, and David K Duvenaud. Learning differential equations that are easy to solve. *Advances in Neural Information Processing Systems*, 33:4370–4380, 2020. 3
- [20] Bernhard Kerbl, Georgios Kopanas, Thomas Leimkuhler, and George Drettakis. 3d gaussian splatting for real-time radiance field rendering. *ACM Trans. Graph.*, 42(4):139–1, 2023. 2, 3, 4
- [21] Patrick Kidger, Ricky TQ Chen, and Terry J Lyons. ”hey, that’s not an ode”: Faster ode adjoints via seminorms. In *ICML*, pages 5443–5452, 2021. 3
- [22] Diederik P Kingma and Jimmy Ba. Adam: A method for stochastic optimization. *arXiv preprint arXiv:1412.6980*, 2014. 5
- [23] Martin Wilhelm Kutta. Beitrag zur naherungsweise integration totaler differentialgleichungen. *Zeitschrift fur Mathematik und Physik*, 46:435–453, 1901. 4
- [24] Yangyan Li, Xiaochen Fan, Niloy J Mitra, Daniel Chamovitz, Daniel Cohen-Or, and Baoquan Chen. Analyzing growing plants from 4d point cloud data. *ACM Transactions on Graphics (TOG)*, 32(6):1–10, 2013. 2
- [25] Zhan Li, Zhang Chen, Zhong Li, and Yi Xu. Spacetime gaussian feature splatting for real-time dynamic view synthesis. In *Proceedings of the IEEE/CVF Conference on Computer Vision and Pattern Recognition*, pages 8508–8520, 2024. 2
- [26] Youtian Lin, Zuozhuo Dai, Siyu Zhu, and Yao Yao. Gaussian-flow: 4d reconstruction with dynamic 3d gaussian particle. In *Proceedings of the IEEE/CVF Conference on Computer Vision and Pattern Recognition*, pages 21136–21145, 2024. 2
- [27] Isabella Liu, Hao Su, and Xiaolong Wang. Dynamic gaussians mesh: Consistent mesh reconstruction from dynamic scenes. *ICLR*, 5:6, 2025. 2
- [28] Luca Lobefaro, Meher VR Malladi, Tiziano Guadagnino, and Cyrill Stachniss. Spatio-temporal consistent mapping of growing plants for agricultural robots in the wild. In *2024 IEEE/RSJ International Conference on Intelligent Robots and Systems (IROS)*, pages 6375–6382. IEEE, 2024. 3



- [29] Jonathon Luiten, Georgios Kopanas, Bastian Leibe, and Deva Ramanan. Dynamic 3d gaussians: Tracking by persistent dynamic view synthesis. In *2024 International Conference on 3D Vision (3DV)*, pages 800–809. IEEE, 2024. [2](#), [3](#), [5](#), [7](#)
- [30] Ben Mildenhall, Pratul P Srinivasan, Matthew Tancik, Jonathan T Barron, Ravi Ramamoorthi, and Ren Ng. Nerf: Representing scenes as neural radiance fields for view synthesis. *Communications of the ACM*, 65(1):99–106, 2021. [2](#)
- [31] Alexander Norcliffe and Marc Peter Deisenroth. Faster training of neural odes using gau  $\{\backslash ss\}$ -legendre quadrature. *arXiv preprint arXiv:2308.10644*, 2023. [3](#)
- [32] Andrew Owens, Mikolaj Cieslak, Jeremy Hart, Regine Classen-Bockhoff, and Przemyslaw Prusinkiewicz. Modeling dense inflorescences. *ACM Transactions on Graphics (TOG)*, 35(4):1–14, 2016. [2](#)
- [33] Haolin Pan, Franck Hétroy-Wheeler, Julie Charlaix, and David Colliaux. Multi-scale space-time registration of growing plants. In *2021 International Conference on 3D Vision (3DV)*, pages 310–319. IEEE, 2021. [3](#)
- [34] Keunhong Park, Utkarsh Sinha, Jonathan T Barron, Sofien Bouaziz, Dan B Goldman, Steven M Seitz, and Ricardo Martin-Brualla. Nerfies: Deformable neural radiance fields. In *Proceedings of the IEEE/CVF international conference on computer vision*, pages 5865–5874, 2021. [2](#)
- [35] Michael P Pound, Jonathan A Atkinson, Alexandra J Townsend, Michael H Wilson, Marcus Griffiths, Aaron S Jackson, Adrian Bulat, Georgios Tzimiropoulos, Darren M Wells, Erik H Murchie, et al. Deep machine learning provides state-of-the-art performance in image-based plant phenotyping. *Gigascience*, 6(10):gix083, 2017. [2](#)
- [36] Nikhila Ravi, Valentin Gabeur, Yuan-Ting Hu, Ronghang Hu, Chaitanya Ryali, Tengyu Ma, Haitham Khedr, Roman Rädle, Chloe Rolland, Laura Gustafson, et al. Sam 2: Segment anything in images and videos. *arXiv preprint arXiv:2408.00714*, 2024. [1](#)
- [37] Manuel García Rincón, Diego Mendez, and Julian D Colorado. Four-dimensional plant phenotyping model integrating low-density lidar data and multispectral images. *Remote Sensing*, 14(2):356, 2022. [2](#)
- [38] Yulia Rubanova, Ricky TQ Chen, and David K Duvenaud. Latent ordinary differential equations for irregularly-sampled time series. *Advances in neural information processing systems*, 32, 2019. [3](#)
- [39] Carl Runge. Über die numerische auflösung von differentialgleichungen. *Mathematische Annalen*, 46:167–178, 1895. [4](#)
- [40] Johannes L Schonberger and Jan-Michael Frahm. Structure-from-motion revisited. In *Proceedings of the IEEE conference on computer vision and pattern recognition*, pages 4104–4113, 2016. [1](#)
- [41] Edmund Ware Sinnott. Plant morphogenesis. 1960. [2](#)
- [42] Eben Upton and Gareth Halfacree. *Raspberry Pi user guide*. John Wiley & Sons, 2016. [5](#)
- [43] Daniel Wang, Patrick Rim, Tian Tian, Alex Wong, and Ganesh Sundaramoorthi. Ode-gs: Latent odes for dynamic scene extrapolation with 3d gaussian splatting. *arXiv preprint arXiv:2506.05480*, 2025. [3](#)
- [44] Qianqian Wang, Vickie Ye, Hang Gao, Jake Austin, Zhengqi Li, and Angjoo Kanazawa. Shape of motion: 4d reconstruction from a single video. *arXiv preprint arXiv:2407.13764*, 2024. [2](#)
- [45] Zhou Wang, Alan C Bovik, Hamid R Sheikh, and Eero P Simoncelli. Image quality assessment: from error visibility to structural similarity. *IEEE transactions on image processing*, 13(4):600–612, 2004. [1](#)
- [46] Guanjun Wu, Taoran Yi, Jiemin Fang, Lingxi Xie, Xiaopeng Zhang, Wei Wei, Wenyu Liu, Qi Tian, and Xinggang Wang. 4d gaussian splatting for real-time dynamic scene rendering. In *Proceedings of the IEEE/CVF conference on computer vision and pattern recognition*, pages 20310–20320, 2024. [2](#), [3](#), [4](#), [5](#), [8](#), [1](#)
- [47] Ziyi Yang, Xinyu Gao, Wen Zhou, Shaohui Jiao, Yuqing Zhang, and Xiaogang Jin. Deformable 3d gaussians for high-fidelity monocular dynamic scene reconstruction. In *Proceedings of the IEEE/CVF conference on computer vision and pattern recognition*, pages 20331–20341, 2024. [2](#)
- [48] Zeyu Yang, Zijie Pan, Xiatian Zhu, Li Zhang, Yu-Gang Jiang, and Philip HS Torr. 4d gaussian splatting: Modeling dynamic scenes with native 4d primitives. *arXiv preprint arXiv:2412.20720*, 2024. [2](#), [5](#)
- [49] Vickie Ye, Ruilong Li, Justin Kerr, Matias Turkulainen, Brent Yi, Zhuoyang Pan, Otto Seiskari, Jianbo Ye, Jeffrey Hu, Matthew Tancik, et al. gsplat: An open-source library for gaussian splatting. *Journal of Machine Learning Research*, 26(34):1–17, 2025. [1](#)
- [50] Richard Zhang, Phillip Isola, Alexei A Efros, Eli Shechtman, and Oliver Wang. The unreasonable effectiveness of deep features as a perceptual metric. In *Proceedings of the IEEE conference on computer vision and pattern recognition*, pages 586–595, 2018. [1](#)
- [51] Qian Zheng, Xiaochen Fan, Minglun Gong, Andrei Sharf, Oliver Deussen, and Hui Huang. 4d reconstruction of blooming flowers. In *Computer Graphics Forum*, pages 405–417. Wiley Online Library, 2017. [3](#)
- [52] Matthias Zwicker, Hanspeter Pfister, Jeroen Van Baar, and Markus Gross. Ewa volume splatting. In *Proceedings Visualization, 2001. VIS'01.*, pages 29–538. IEEE, 2001. [3](#)



# Grow with the Flow: 4D Reconstruction of Growing Plants with Gaussian Flow Fields

## Supplementary Material

### A. Additional Captured Details

Since the plants are relatively small compared to their background, we compute masked PSNR, but keep SSIM [45] and LPIPS [50] on the full image. The image resolution of the captured data is  $1200 \times 1200$ , which we keep for training and evaluation. Camera poses and sparse point clouds are computed using COLMAP [40]. An image of the setup is illustrated in 8. We also remove the background of the images using SAM2 [36] and carefully applying morphological operations to fill the holes in the mask.

### B. GROWFLOW Training Algorithm

We begin with a detailed outline of the training algorithm of our pipeline in Algorithm 1. The first phase is the static reconstruction stage, where we optimize a set of 3D Gaussians on posed images of the fully grown plant. By the end, we have optimized a set of Gaussians at timestep  $t_0$ , which we denote as  $\mathbf{G}^{t_0}$ . For the subsequent training phases, we freeze color  $c$  and opacity  $o$ . Next, for the boundary reconstruction, we integrate backwards in time, one timestep at a time and cache the optimized Gaussians for each timestep. After this phase, we have a set of cached Gaussians for each timestep. Finally, during the global optimization step, we randomly sample a timestep, and leverage the cached Gaussian at that timestep to optimize the neural ODE. The result is a trained neural ODE  $F_\phi$  able to interpolate over unseen timepoints.

### C. Implementation Details

**Network implementation.** In this section, we provide a detailed description of the network architecture. We implement our dynamic Gaussian representation using the open-sourced Gaussian Splatting implementation gsplat [49] and the neural ODE codebase torchdiffeq [5]. Our HexPlane architecture follows closely [3, 46], where the spatial resolutions are set to 64 and the temporal resolution is set to 25, which are upsampled by 2. The learning rate of the HexPlane is set to  $1.6 \times 10^{-3}$ , and the learning rate of the MLP decoder is set to  $1.6 \times 10^{-4}$ , both of which are exponentially decayed by a factor of 0.1 until the end of training, for 30K iterations. Unlike [46], we omit the total variation loss, as it does not bring additional improvement. We use a batch size of 30 viewpoints for both our boundary reconstruction stage and dynamic optimization stage, but keep the temporal batch size to 1. The MLP decoders consist of a two-layer MLP with 64 units and a ReLU activation function.

---

#### Algorithm 1 Training Loop for GROWFLOW

---

```

1: Input: Gaussians  $\mathbf{G}$ , posed images  $I_p^t$ , neural ODE  $F_\phi$ ,
   number of timesteps  $N$ .
2: Parameters:  $n_{\text{static}} = 30000$ ,  $n_{\text{boundary}} = 300$ ,  $n_{\text{global}} = 30000$ .
3:
4: Step 1: Static Reconstruction
5: for  $epoch = 1$  to  $n_{\text{static}}$  do
6:   Pick last timestep ground truth image  $I_{\text{last}} = I_p^T$ 
7:    $I_{\text{pred}} \leftarrow \text{Rasterize}(\mathbf{G})$ 
8:   Compute  $L \leftarrow \text{loss}(I_{\text{pred}}, I_{\text{last}})$ 
9:   Update  $\mathbf{G}$ 
10: end for
11: Output:  $\mathbf{G}^{t_0} = (\mu^{t_0}, q^{t_0}, s^{t_0}, c, o)$ 
12:
13: Step 2: Boundary Reconstruction
14: for  $k \in \{0, \dots, N - 1\}$  do ▷ Backwards in time
15:   for  $epoch = 1$  to  $n_{\text{boundary}}$  do
16:     Pick ground truth image  $I^{t_{k+1}}$ 
17:      $\mathbf{G}^{t_{k+1}} = \mathbf{G}^{t_k} + \int_{t_k}^{t_{k+1}} F_\phi(\mu(t), t) dt$ 
18:      $I_{\text{pred}} \leftarrow \text{Rasterize}(\mathbf{G}^{t_{k+1}})$ 
19:     Compute  $L \leftarrow \text{loss}(I_{\text{pred}}, I^{t_{k+1}})$ 
20:     Update  $F_\phi$ 
21:   end for
22:   Cache  $\mathbf{G}^{t_{k+1}}$ 
23: end for
24: Output: a set of cached Gaussians for each timestep  $\{\mathbf{G}^{t_k}\}_k$ 
25:
26: Step 3: Global Optimization
27: Re-initialize new  $F_\phi$ 
28: for  $epoch = 1$  to  $n_{\text{global}}$  do
29:   Randomly sample timestep  $t_k$ 
30:   Pick ground truth image  $I^{t_{k+1}}$ 
31:    $\tilde{\mathbf{G}}^{t_{k+1}} = \mathbf{G}^{t_k} + \int_{t_k}^{t_{k+1}} F_\phi(\mu(t), t) dt$ 
32:    $I_{\text{pred}} \leftarrow \text{Rasterize}(\tilde{\mathbf{G}}^{t_{k+1}})$ 
33:   Compute  $L \leftarrow \text{loss}(I_{\text{pred}}, I^{t_{k+1}})$ 
34:   Update  $F_\phi$ 
35: end for
36: Output: Optimized  $F_\phi$ 

```

---

For the synthetic experiments, after the static reconstruction, we fixed the background Gaussians and only input the foreground Gaussians using a manually designed bounding box. Doing so constrains the neural ODE to predicting the

Table 2. Results for corn scene assessing image quality across training, interpolation, and combined frames.

Method	Training times			Interpolation times			Combined		
	PSNR (dB) ↑	SSIM ↑	LPIPS ↓	PSNR (dB) ↑	SSIM ↑	LPIPS ↓	PSNR (dB) ↑	SSIM ↑	LPIPS ↓
4D-GS	31.82	0.988	0.047	28.89	0.981	0.053	29.22	0.982	0.052
4DGS	33.30	0.991	0.040	29.72	0.982	0.054	30.12	0.984	0.053
Dynamic 3DGS	26.62	0.975	0.073	23.06	0.942	0.116	23.46	0.946	0.111
Proposed	31.49	0.988	0.041	30.57	0.986	0.043	30.68	0.986	0.043

Table 3. Results for rose scene assessing image quality across training, interpolation, and combined frames.

Method	Training times			Interpolation times			Combined		
	PSNR (dB) ↑	SSIM ↑	LPIPS ↓	PSNR (dB) ↑	SSIM ↑	LPIPS ↓	PSNR (dB) ↑	SSIM ↑	LPIPS ↓
4D-GS	30.14	0.991	0.025	22.58	0.983	0.032	23.11	0.983	0.032
4DGS	31.13	0.993	0.021	26.55	0.983	0.035	26.87	0.984	0.034
Dynamic 3DGS	28.86	0.989	0.027	24.99	0.975	0.045	25.26	0.976	0.044
Proposed	27.76	0.991	0.019	26.70	0.990	0.020	26.77	0.990	0.020

flow field of foreground Gaussians, easing optimization.

## D. Additional Results

Tables 4, 5, 6, 7 provide a breakdown of the quantitative results in simulation across all scenes. Tables 2 and 3 show the quantitative results of across the corn and rose scene. Figures 6 and 7 show the qualitative results on the corn scene. Overall, our method achieves state-of-the-art performance across all scenes compared to baselines. Please refer to the Supp. Webpage for additional video results and comparisons to baselines for simulated and captured results. We show more results in the Supp. Webpage. We find that GROWFLOW enables rendering novel views at held-out viewpoints and timesteps that are more consistent with ground-truth captured data than baselines.

## E. Additional Visualizations

**Temporal slice visualization.** To further evaluate motion accuracy, Fig. 9 visualizes a tracked horizontal slice of the plant across timesteps in a novel rendered viewpoint. Our method closely matches the ground-truth motion, whereas baselines exhibit significant structural distortions and temporal misalignment.

**Adaptability to difficult scenes.** Our method can also reconstruct a variety of difficult plants such as color-varying plants, multiple plant growth, and complex branching (see Fig. 11). To model color-varying plants, we add an additional MLP,  $\hat{c} = \psi_c(\mathbf{z})$ , integrated alongside other parameters.

Table 4. PSNR (dB) results across different synthetic scenes for combined (training + interpolation) frames.

Method	Clematis	Plant1	Plant2	Plant3	Plant4	Plant5	Tulip	Average
4D-GS	31.10	34.11	33.11	32.98	34.30	32.16	31.94	32.81
4DGS	27.62	29.78	29.24	29.73	30.06	29.50	29.13	29.29
Dynamic 3DGS	30.56	33.64	31.46	32.64	33.80	31.58	31.07	32.11
Proposed	33.05	38.12	32.73	35.50	37.54	33.30	34.90	35.02

Table 5. SSIM results across different synthetic scenes for combined (training + interpolation) frames.

Method	Clematis	Plant1	Plant2	Plant3	Plant4	Plant5	Tulip	Average
4D-GS	0.933	0.952	0.948	0.946	0.951	0.942	0.939	0.944
4DGS	0.887	0.922	0.911	0.914	0.921	0.910	0.908	0.910
Dynamic 3DGS	0.900	0.922	0.903	0.913	0.920	0.905	0.901	0.909
Proposed	0.947	0.968	0.943	0.963	0.966	0.941	0.962	0.956

Table 6. LPIPS results across different synthetic scenes for combined (training + interpolation) frames.

Method	Clematis	Plant1	Plant2	Plant3	Plant4	Plant5	Tulip	Average
4D-GS	0.102	0.087	0.095	0.095	0.089	0.097	0.095	0.094
4DGS	0.158	0.129	0.139	0.136	0.130	0.140	0.135	0.138
Dynamic 3DGS	0.162	0.148	0.165	0.156	0.152	0.161	0.155	0.157
Proposed	0.071	0.051	0.082	0.061	0.055	0.089	0.055	0.066

Table 7. CD results across different synthetic scenes for combined (training + interpolation) frames.

Method	Clematis	Plant1	Plant2	Plant3	Plant4	Plant5	Tulip	Average
4D-GS	0.21	0.20	2.03	0.22	0.17	2.42	0.12	0.77
4DGS	42.63	3.98	2.82	14.25	2.78	10.56	6.72	11.96
Dynamic 3DGS	79.26	0.79	2.32	1.98	0.22	0.40	9.98	13.56
Proposed	0.02	0.08	0.10	0.28	0.11	0.12	0.02	0.11

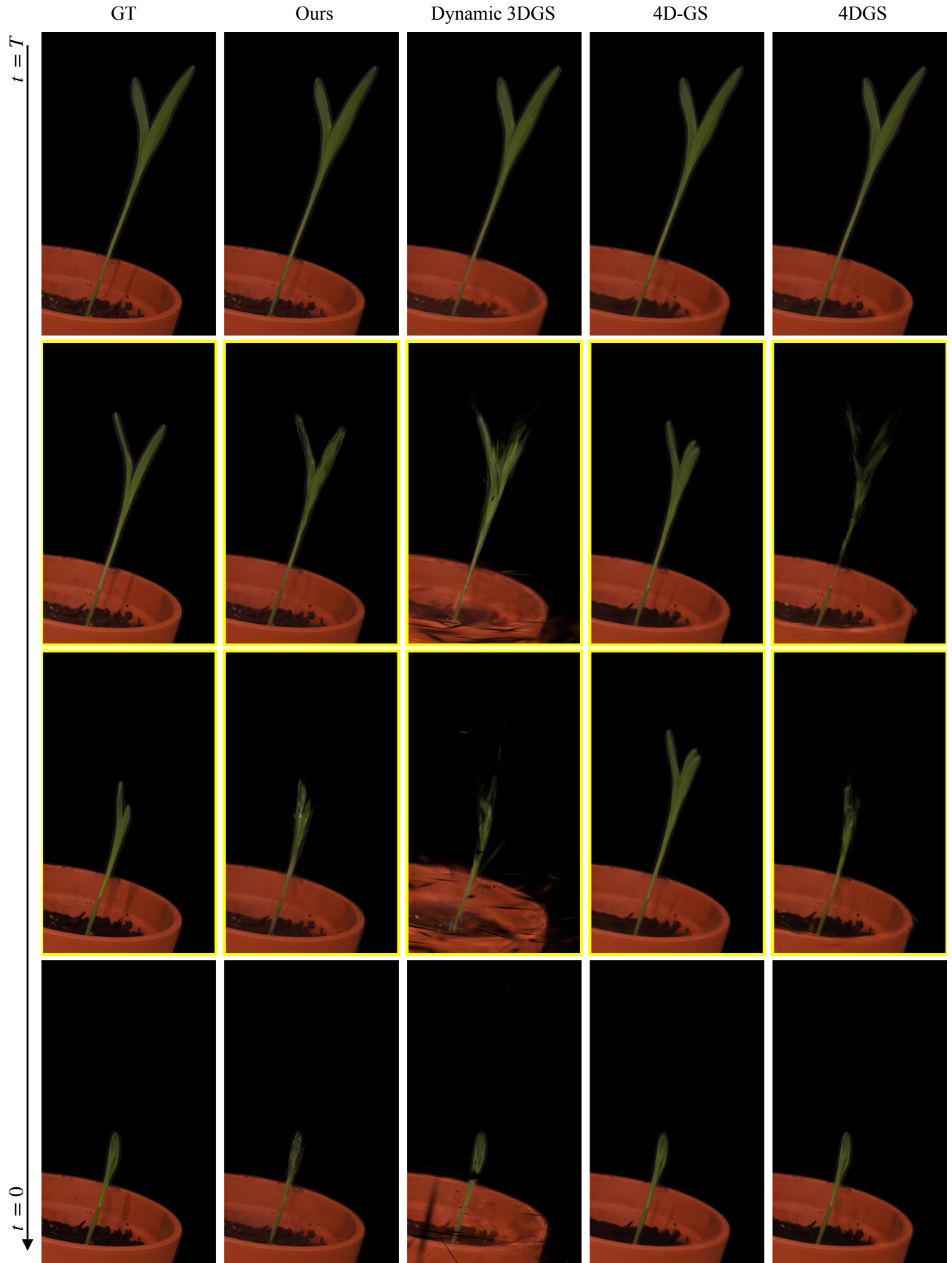


Figure 6. We show our method’s novel view renders against baselines on trained and interpolated timesteps. Our method reconstructs more faithfully the corn at interpolated timesteps compared to baselines (images indicated with a yellow border are novel view renders of interpolated times).






Figure 7. We show our method’s point cloud trajectories against baselines on trained and interpolated timesteps for the corn scene. Throughout the entire duration of growth, our method’s reconstructed geometry remains more faithful to the captured images.




Figure 8. Our hardware setup consists of a turntable, a Raspberry Pi and an HQ camera module attached to the PI. The plant sits on top of the turntable, which is controlled by the PI. This setup effectively captures a multi-view timelapse of the plant without any human intervention.

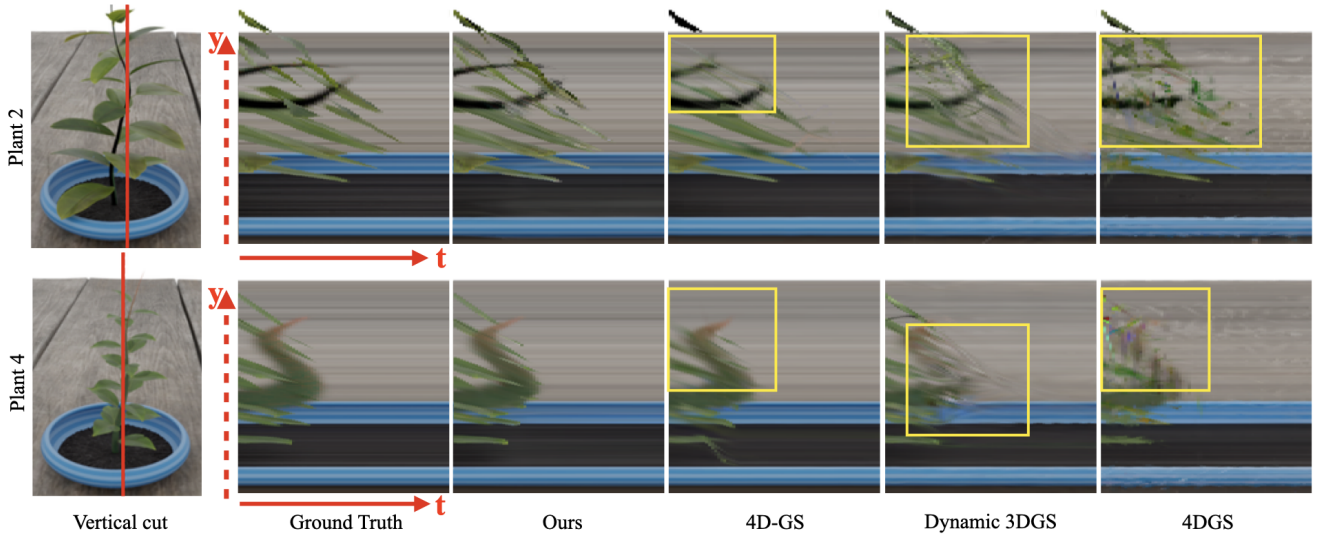


Figure 9. **Temporal slice visualization.** We analyze the accuracy of reconstructed motion by tracking a vertical cut from the predicted images through time. Our method shows complete alignment with GT, while baselines show noisy motion (yellow boxes).



Figure 10. **Novel view synthesis with tracks.** We render a novel view of the *Tulip* scene progressing over time. Moreover, we visualize dotted lines of a few selected points as tracks over time.




Figure 11. **Difficult scenes.** Our method also works on color-varying plants, multiple plant growth, and complex branching.