

# How University Disability Services Professionals Write Image Descriptions for HCI Figures Using Generative AI

Muhammad Raees\*<sup>1</sup>, Yugo Iwamoto<sup>1</sup>, Konstantinos Papangelis<sup>1</sup>, Jamison Heard<sup>1</sup>, and Garreth W. Tigwell<sup>1</sup>

<sup>1</sup>Rochester Institute of Technology, Rochester, NY, USA

February 10, 2026

## Abstract

Disability Services Office (DSO) professionals at higher education institutions write alt text for visual content. However, due to the complexity of visual content, such as HCI figures in research publications, DSO professionals can struggle to write high-quality alt text if they lack subject expertise. Generative AI has shown potential in understanding figures and writing their descriptions, yet its support for DSO professionals is underexplored, and limited work evaluates the quality of alt text generated with AI assistance. In this work, we conducted two studies: first, we investigated generative AI support for writing alt text for HCI figures with 12 DSO professionals. Second, we recruited 11 HCI experts to evaluate the alt text written by DSO professionals. Findings show that alt text written solely by DSO professionals has lower quality than alt text written with AI assistance. AI assistance also helped DSO professionals write alt text more quickly and with greater confidence; however, they reported inefficiencies in interactions with the AI. Our work contributes to exploring AI support for non-subject expert accessibility professionals.

**Keywords:** Alternative Text, Science Figures Accessibility, Writing Alt-Text, Screen Readers

## 1 Introduction

Detailed alternative (alt) text or image descriptions<sup>1</sup> are essential for understanding visual content for people with specific accessibility needs, for instance, for those who are blind, low vision, or have learning disabilities and use the screen readers [35, 73, 64]. Despite the widespread acknowledgment of these accessibility needs, most published work lacks accurate alt text for visual content (e.g., scientific figures) [13, 38] and requires alt text remediation [32]. Without alt text, people with accessibility needs face significant challenges [64, 21], such as in understanding the visual content in academic materials [35, 82, 84]. The “access gap” persists amid the legal requirement for institutions to ensure all digital content conforms to the Accessibility Guidelines [71]. These legal requirements are established around the world, such as by the Rehabilitation Act of 1973 [51], the Americans with Disabilities Act (ADA) [52], European Accessibility Act [16], and the United Kingdom [63].

In higher education institutions (HEIs), professionals in accessibility roles, such as in Disability Services Offices (DSOs), ensure that people with accessibility needs receive equitable access to visual content [68, 83, 14]. However, DSO professionals, often tasked to meet regulatory compliance and accessibility needs, face challenges with writing alt text for figures in scientific publications outside their

---

\*Contact: mr2714@rit.edu

<sup>1</sup>We use alternative text (alt text) and image descriptions interchangeably in our paper for text descriptions of visual content (e.g., charts and figures).

academic background [50, 73]. In addition, the cognitive demands of understanding unfamiliar content place a substantial burden on these professionals. Without adequate support from content experts, the alt texts they produce can be overly generic or misrepresentative of the source material [40, 73], which, as a result, can significantly impact people’s understanding of figures. The complexity of science figures also makes it challenging to write effective alt text; therefore, it remains a significant problem [50, 73, 73, 60]. Recent work [13, 4] shows that in computer science, where accessibility research is advocated, 50% of publications lack alt text, which is even worse in other fields like science, medicine, and engineering [50, 38, 47]. This concern is often attributed to authors’ *challenges in writing* effective alt text for science figures [73, 66].

In recent years, generative artificial intelligence (AI) has emerged as a potential aid to support non-experts<sup>2</sup>, with tasks [9, 25, 61]. For instance, large language models (LLMs) assist users in writing tasks [22, 85] and knowledge work [5]. Specifically, LLMs have demonstrated the ability to generate descriptions of images, including data charts and scientific diagrams [66, 85, 49]. Earlier, tools such as Facebook’s automated alt text system [76] and research probes such as VisText [69] have shown that AI systems can extract key information from visuals. However, concerns exist regarding the reliability and appropriateness of AI-generated alt text in academic contexts [45, 26, 61]. Nevertheless, when LLMs are used as a collaborative tool, they show promise in assisting authors to write alt text [66, 2]. While previous research in figure accessibility has mostly focused on readers [61, 1, 30], or authors of papers [66, 31], little is known about the writing support for *non-experts*, such as DSO professionals. To this end, in this work, we conducted a two-phased study: 1) by exploring the interactions of DSO professionals in authoring alt text for a subject on which they are not experts, and 2) by asking subject experts to evaluate the quality of the produced alt text (output).

In the first phase, we conducted a user study with 12 participants from DSOs at HEIs, asking them to write alt text for figures from HCI publications, both with and without the assistance of generative AI. Participants reported confidence in alt text written through the AI-assisted method, which enabled them to extract complex information and structure the write-up in less time. However, they shared some concerns about the lack of control and relevance of the generated outputs. These findings highlight the importance of AI assistance for real-world accessibility practitioners, while also informing us about the limitations of alt-text produced by DSO professionals, which can impact the people for whom they provide accessibility accommodations. Our findings provide insights into the design of assistive tools to support DSO professionals’ work.

In the second phase, we first screened the alt text generated by DSO professionals using a rubric. The quality of these screened alt texts was then evaluated by 11 subject-matter experts<sup>3</sup> in HCI. These participants were also asked to consider if the alt text was human-generated (DSO professionals), AI-generated (LLMs), or a mixture of both, and provide their rationale for their decision. Our findings show that AI-assisted alt text was rated superior in terms of quality, even in the presence of a few inaccuracies contained within the alt text. The participants also noted that the human-generated alt text lacked specific details and was inconsistent. These findings show the promise of AI in supporting alt text writing and retrospectively show gaps in current DSO professionals’ practices.

Overall, the contributions of our work are as follows;

1. We assess and report *challenges* of DSO professionals writing alt text (with and without AI assistance).
2. We extract the limitations in the produced content without AI assistance, through a study with HCI experts, re-confirming DSO professionals’ *challenges* in producing quality alt text.
3. Our findings inform enhancing DSO professionals’ writing practices with AI assistance and advocate for broader digital accessibility.

---

<sup>2</sup>We define non-experts as people without subject knowledge. In our work, this will be non-experts in HCI.

<sup>3</sup>Subject-matter experts in HCI (in our work) include people with education and research knowledge in HCI. In the paper, we call them as HCI experts.

## 2 Background and Related Work

Prior work investigates several challenges in making content accessible to screen reader users [66, 45, 73]. For instance, research examines accessibility guidelines [35, 81], the difficulty in writing alt text [45, 79, 73], and the emerging role of AI in supporting authors [46, 66]. In general, accessibility standards such as WCAG [71], SIGACCESS [70], or Diagram Center [10] offer recommendations for writing alt text; however, they often lack guidance for subject-specific needs [13]. Studies have examined both the student perspectives on accessible content [50] and automating alt text solutions [26], but relatively little work focuses on *practitioners*, such as DSO professionals, who are responsible for document remediation and producing alt text in HEI [62]. In what follows, we review relevant literature on the importance of alt text and the need for assistance in writing alt text.

### 2.1 Alt Text Matters

Screen readers, as assistive tools, can support people with accessibility needs to use digital devices/content [81]. For instance, screen readers can use alt text to verbalize images or figures to help people understand. Screen readers rely on the presence of *meaningful descriptions* to provide equitable access to visual content to people with image description needs. For blind or low-vision (BLV) people or other people with similar accessibility needs, access to visual content (e.g., figures or diagrams) can be dependent on the *presence and quality* of alt text [81, 35]. In academic settings, where figures convey key information, the lack of well-crafted alt text can result in substantial information loss for people with accessibility needs [12]. Overall, the need for alt text is not exclusive to BLV people; others with learning disabilities such as *dyslexia* also benefit from alt text to process complex information, including figures and charts [74].

It is a well-known phenomenon that screen reader users receive significantly less information from visual content, with research estimating up to 60% loss in conveyed information for vision-impaired compared to sighted people [64]. This gap is especially problematic in science disciplines, where figures are central to communicating results, methods, or other data [38, 32]. Despite growing awareness of accessibility needs, analyses of large academic corpora show a lack of adequate image descriptions in published content [73, 50]. Recent audits [13, 28] of academic publications found that around 50% of figures, especially those involving complex visualizations, either do not have alt text or contain uninformative descriptions. For example, figures in HCI publications include descriptions similar to image captions, which provide little to no extra value to screen readers to enhance accessibility [13]. Such a situation shows that current practices often fall short of people’s needs to access visual content equally.

Thus, high-quality alt text is important for inclusive education and research, enabling screen reader users to engage with academic content. As the volume and complexity of visual materials in higher education continue to grow, the need for alt text authoring becomes central [73, 48].

### 2.2 Writing Alt Text for Science Figures

Scientific figures communicate important findings in publications and have many types (e.g., diagrams, graphs, system figures, etc.) [13, 42, 56, 32]. Hence, these figures can be complex and may require *domain knowledge* and *contextual background* to be described accurately, i.e., it is not just about “*what is visible in images*”, but it is more about “*what it conveys and why it matters*” [45, 13]. Therefore, writing alt text becomes a nontrivial task without domain expertise, even for experienced accessibility professionals [32, 73, 24]. In addition, alt text requires summarizing the content in a *concise and informative* way, interpreting relationships, and contextual relevance of key insights from scientific figures [13]. Writing effective alt text requires both subject literacy and familiarity with accessibility guidelines [68, 1]. While familiarity with guidelines (e.g., WCAG [71] or SIGACCESS [70]) can be achieved, non-experts struggle to implement guidelines in practice with domain-specific requirements to describe complex figures.

For DSO professionals tasked with remediating academic materials, writing alt text for scientific figures presents a unique and recurring challenge. Unlike authors of scientific publications or figure creators, DSO professionals are often required to interpret and describe figures from disciplines in which they have little to no expertise, ranging from complex statistical plots to biomedical diagrams, to name a few. Without adequate subject knowledge, these professionals rely on surface-level visual features and contextual cues from surrounding text, which may be sparse or written in technical language [49]. DSO professionals' lack of technical knowledge can lead to *incomplete* or *misleading* alt text, and at the same time, increase their workload to understand unfamiliar subjects. Despite their crucial role in ensuring access, these professionals often lack the tools, support, or training needed to consistently produce high-quality and *pedagogically* meaningful alt text [34].

While accessibility research has made progress in understanding the needs of people with disabilities and screen reader users [68], far less attention has been paid to the practitioners tasked with remediating inaccessible academic content. We previously published an ASSETS poster on how little attention is given to DSOs [34], and use this journal paper to share a further investigation on the matter. The growing complexity of content and the increasing needs for accommodations demand DSO professionals to support people, particularly students, in efficient and scalable ways [72, 81]. These professionals often operate with limited time, inconsistent access to faculty expertise, and a shortage of usable resources to help guide their remediation of scientific content. Therefore, they often fall short of meeting (alt text) accommodation needs for students [13, 62]. This current paper significantly expands our prior work [34], which provided some insights into DSO professionals' processes in writing alt text, but lacked in-depth analysis of DSO experiences and expertise in the subject, only sharing self-reported ratings of alt text. Furthermore, we have included an additional study in this paper. The analytical assessment of the produced outputs for *quality* and *fact-checking* is important [13]. For instance, alt text written by non-authors may need evaluation to check whether the alt text conveys the figure's content and message intended by the authors.

### 2.3 Writing Alt Text With AI

Research has explored methods to automate alt text creation, but has yielded mixed results [75, 29, 79, 48]. For instance, Wu et al. [76] evaluated AI-generated image descriptions and showed improved interpretability for general images, but they lacked the specificity needed for academic figures. Hsu et al. [29] compiled a dataset of scientific figures from arXiv.org, and noted limitations in producing alt text using deep learning models. Research probes like VisText [69] are explored, but they struggled to capture the direct visual meaning of complex figures. Recently, studies [48, 41, 49] have applied generative AI as an automated method to produce alt text in digital publishing. However, these studies show varying performance on different types of images and call for integrating the author/writer's expertise. Mostly, authors tend to over-trust automated or AI-generated content, rarely editing for accuracy [45, 41]. Hence, most methods have not yielded suitable results for writers, especially those who are non-experts, and are tasked with writing alt text for scientific content unfamiliar to them.

Despite increasing interest in automated alt text generation, relatively little research has examined how these tools might support non-expert writers in organizational roles, such as DSO professionals, who write alt text for others' academic work [34]. Most research in this space has focused on content creators or domain experts who author their figures [3, 45, 66, 25]. For instance, Hsu et al. [31] explored that automated alt text caption generation using an AI-based method is useful for writers to reduce their efforts. Effective prompting and customizations are also reported to help writers enhance their alt text generation process [49]. Recently, Singh et al. [66] demonstrated that human-AI collaboration can support alt text writing when designed with user needs in mind. They developed an interactive system that uses LLM models to help authors revise figure descriptions with better control.

While LLMs offer promise, they also generate hallucinated content or omit essential visual details; thus, sometimes producing ineffective alt text for science figures [65, 13]. Hence, end-users need to verify, revise, and effectively prompt LLMs for better suggestions, the investigation of which is unexplored [34]. At the same time, underexplored challenges of domain-specific alt text creation present an opportunity to

apply these methods into established practices to support rather than replace professionals’ work [61, 5]. Hence, understanding how DSO professionals engage with these systems and evaluating how useful the outputs they produce is key to designing accessible authoring workflows that empower non-experts to create accurate and inclusive alt text [49].

### 3 Methodology

While AI assistance has shown potential in improving accessibility of published work (as highlighted in Section 2), little work has examined its role in DSO professionals’ work. In this work, we take a human-centered approach toward exploring an *AI’s support* on writing figure description (alt text) instead of evaluating *AI’s performance in isolation*. We followed the methodology as outlined in Figure 1 to conduct user studies. First, we conducted a study to understand DSO professionals’ workflows for writing alt text for science figures with and without AI assistance. We explore how AI assistance influences DSO professionals’ experiences, situating the first user study within their realistic workflow of writing alt text. The user study also evaluates participants’ interactions and the output (alt text) produced.

Second, we evaluated the alt text written by DSO professionals with and without AI assistance through HCI experts. The evaluation of alt text by HCI experts tests the effectiveness of the produced output by DSO professionals with and without AI assistance. For the context, we selected HCI as the domain due to our (authors’) background in this field. Hence, we identified candidate HCI articles and designed guidelines to support DSO professionals in writing.

We selected ChatGPT-4o [54] for DSO professionals to use as a writing assistant, considering its popularity among general and non-expert users [33, 37], its ability to understand and interpret images effectively [80, 11], and its use in similar existing work [66]. It was also the up-to-date, freely available model in mid-2025 when we started collecting data for this study. The following sections provide details on the materials for our experiments and user studies.

#### 3.1 Article Selection

We selected real academic articles for the user studies to replicate the DSO professionals’ realistic workflow and engagement with the writing task. We used an iterative method to select appropriate articles and figures. First, we skimmed through the example papers listed under the CHI 2025 conference subcommittees<sup>4</sup> and filtered for those that had at least five figures. CHI subcommittees exhibit a wide range of published work from different fields that provides a good representation of HCI studies. This selection provided us with an initial set of 30 articles. Then, we scanned for the presence of diverse and meaningful visual content based on the subject and *figure types*. We aimed for a balance to include figures with different complexity by including *simple* diagrams to *complex* system figures (for figure complexity criteria, see Table 1). After applying these criteria, we selected four articles with rich details to explore for writing alt text. To ensure a clear figure distribution, we performed figure complexity analysis to group figures into *simple* (e.g., a basic bar chart), *moderately complex*, and *complex* (e.g., multi-panel figures). The specific details on figures categorization are provided in Section 5. With this categorization, *four figures* from each of these articles were selected to achieve a balanced study design, resulting in 16 figures for the final dataset. For additional details on the selection criteria and figure complexity classification, refer to the supplementary material (Articles.pdf).

#### 3.2 Guidelines for Writing Alt Texts

Although it was expected that DSO professionals would be familiar with guidelines for writing alt text, such as WCAG [71], Diagram Center [10], we provided them with some guidelines inspired by existing standards [23, 71, 10, 70] for web, education, and science figures. We synthesized a short version of the guidelines for participants as a reference to refresh their practices and standardize participants’ knowledge

---

<sup>4</sup><https://chi2025.acm.org/subcommittees/selecting-a-subcommittee/>

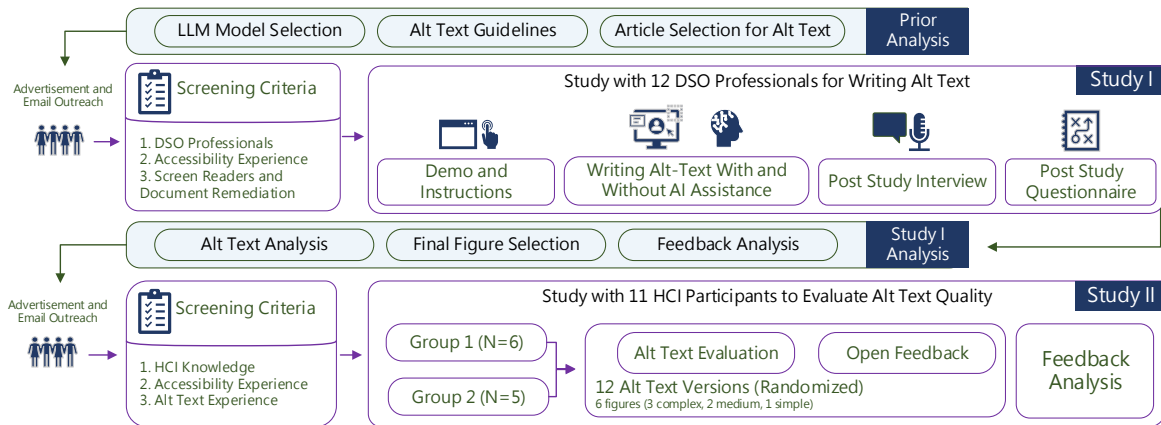


Figure 1: Overview of our analysis and two user studies. First, we select science figures, provide writing guidelines, and select an LLM model (i.e., ChatGPT-4o). Then, we conduct user studies with 12 DSO professionals, asking them to write alt text for science figures with and without AI assistance. We analyze participant feedback and the generated alt text for completeness and comprehensibility. We designed study 2 to evaluate the generated alt text by 11 HCI experts. We select a subgroup of 6 alt text figures each (2 alt text versions; one written with AI assistance and one without). We conducted an evaluation for alt text with two groups of HCI experts, where they saw each of six figures in randomized order. We seek feedback on alt text evaluation and their perception of text written by an AI or a human writer, or a combined human+AI.

based on common patterns synthesized in existing literature [13] for alt text evaluation. Guidelines were designed to help writers understand what *essential indicators* to look for and report in the alt text for comprehensibility. For instance, guidelines included that writers may have to explain the *type of figure* and identify what is *present in the figure* (e.g., interesting features). The guidelines also explicitly stated that writers should be *expressive* and provide enough *details* for readers with accessibility needs. In addition, we provided writing tips for crafting alt text (e.g., writers should provide an overview, core message, context, and sufficient information). For using ChatGPT, we also provided a short guideline on how participants should prompt it to ask it to write alt text for figure accessibility [27]. For some participants who asked for further guidance on its use, a researcher demonstrated how to upload the PDF and take a screenshot. Refer to the supplementary material (Guidelines.pdf) for additional details on guidelines.

## 4 Study 1: Writing Alt Text

In the first study, we expanded on the prior understanding of DSO professionals’ processes in writing alt text [34]. Using the material described above, we conducted this study with DSO professionals with diverse expertise and backgrounds.

### 4.1 Participants

We contacted DSOs at five HEIs via direct email and word of mouth. In total, we invited 12 DSO professionals (for details, see Appendix A) to participate in the study. Participants had 1-15 ( $mean = 5.91$ ,  $std = 4.62$ ) years of experience with writing alt text, aged 20-59 ( $mean = 33.66$ ,  $std = 13.49$ ) years, gender (nine females, one male, and two non-binary), and have possessed a higher education degree (bachelors: 5, masters: 7). Participants had experience in diverse accessibility roles, ranging from test coordinators (entry-level) to directors (executive-level). On self-reported Likert-Scale measures (range 1-5), participants reported low expertise and understanding of HCI ( $mean = 2.09$ ,  $std = 0.90$ ), and strong understanding of accessibility ( $mean = 4.58$ ,  $std = 0.49$ ). Participants reported an average understanding

Table 1: Classification of figures based on complexity. These descriptions of complexity were applied to group figures into three levels, i.e., simple, moderately complex, and complex.

Figure Type	Characteristics
<b>Simple</b>	<p>Figures with a simple idea, requiring minimal interpretation or prior knowledge.</p> <p>Easily interpretable visuals with little to no specialized terminology.</p> <p>Contains few elements (e.g., basic line graphs, bar charts, labeled diagrams).</p> <p>Designed primarily for quick communication without a deep technical context.</p> <p>Charts showing categories or population/distribution data.</p>
<b>Moderately Complex</b>	<p>Figures with layered information or interdependent components.</p> <p>Requires moderate domain knowledge to interpret meaningfully.</p> <p>Includes multiple data layers or interactive elements (e.g., system prototypes, simulations, multi-variable graphs).</p> <p>Use of technical labels or symbols, though not full equations.</p> <p>May include scenario images, device/prototype blueprints, or workflow diagrams.</p>
<b>Complex</b>	<p>Figures requiring high domain expertise and cognitive effort.</p> <p>Often tied to theoretical or computational models.</p> <p>Includes mathematical expressions, theoretical models, or intricate systems.</p> <p>Dense with domain-specific symbols or notations.</p> <p>High visual complexity: multi-panel figures, 3D visualizations, or dense graphs.</p>

of screen reader usage ( $mean = 3.00$ ,  $std = 0.82$ ). Eleven participants reported English as their primary language of communication, while one declined to report. All participants but two reported having some experience of using any form of LLMs. We asked participants to describe HCI and accessibility in their own words and analyzed their responses to obtain insights into their expertise. Participants broadly categorized HCI as a field that “*adapts technology to human needs and behaviors*” and “*examines people and machines*”, and provided diverse accessibility perspectives from physical, digital, social, and technical perspectives.

## 4.2 Protocol and Method

Participants attended a 90-minute session to write alt texts for figures. The study was IRB-approved, which followed protocols for data collection. For context, participants were first shown a demonstration on alt text usage, along with an example case, to refresh their knowledge. Then, we provided them with materials (e.g., articles, figures, and guidelines) in both print and digital formats to suit their preferences. Participants were asked to write alt text for four figures from an article without assistance, with an average of 10-12 minutes to spend per figure. After that, they were asked to write alt texts for four figures from another article, using AI assistance, and were expected to complete this task in 20-25 minutes. We used Chat-GPT-4o with temporary chats to avoid using any previous data in the LLM’s memory. Participants uploaded the entire article and separate figures to the chat to generate alt text drafts.

Three participants used each article under both conditions (with and without AI support). This process resulted in six versions of alt text (three human-generated and three AI-assisted) for each figure. Participants were also asked to think aloud [19] to share their thought process and challenges during the study. Participants, on their own, were allowed to experiment and interact with ChatGPT. We interviewed participants about their experiences with the tasks with open-ended questions (see Table 2). The interview questions prompted participants to share their experiences with AI use and the challenges they faced in their existing workflows. Following the interview, a closing questionnaire was administered.

Table 2: We asked participants questions on the experience with AI assistance and asked them to share their experiences and struggles with writing alt text in their existing workflows.

Sr	Interview Questions
1	Have you ever used generative AI before? If yes, which services did you use, and what did you use them for?
2	Have you ever used generative AI to make a document screen reader accessible before? If yes, please explain.
3	Did you struggle with anything to generate alt text without generative AI? Follow up for details.
4	Did you struggle with anything related to writing alt text with generative AI? Follow up for details.
5	Is there anything you wish to have but did not have during the study with/without generative AI?
6	Did you find generative AI helpful to use to have alt text? Why? Why not? How? Follow up for details.

The questionnaire included Likert-scale items assessing participants’ confidence in the generated texts and their use of AI. The questionnaire is provided in Appendix B, and a sample task description is also provided in the supplementary materials (Task.pdf). Participants received \$45 as a cash payment for completing the session.

### 4.3 Analysis

Study sessions, including the interaction and interviews, were voice-recorded using Zoom.<sup>5</sup> Two researchers transcribed the recorded sessions for qualitative analysis and performed a thematic analysis [15, 6, 67]. We analyzed how participants reported experiences with both tasks, using quantitative and interpretive evaluations [67]. Minor differences were observed between researchers’ analyses, which were resolved through discussion and review of the transcripts. Main themes revolved around “*understanding AI assistance*”, “*interaction challenges*”, and “*experience with AI*”. We also performed descriptive analysis and a paired-samples t-test on the produced alt text *word count* for quantitative comparison. Participants’ chat history with ChatGPT was also collected and analyzed, performing thematic analysis and evaluating prompts/actions. We categorized participants’ interactions for writing and editing alt text based on existing work in LLM use in knowledge work [5].

## 4.4 Findings

### 4.4.1 Participants’ Confidence and Experiences

We asked participants to rate their perceived confidence in the quality of each version after they wrote alt text (with and without AI assistance) for each figure. Participants rated their confidence in the AI-assisted alt text considerably higher than when writing without AI assistance. However, participants with relatively high knowledge in HCI reported better confidence in alt text written by themselves (Figure 2). Participants with low HCI knowledge over-relied on AI assistance (i.e., by accepting output without analyzing/evaluating it). Interestingly, a few participants were highly impressed to take it to their work environment as P2 noted, “*I can see how this [support] would be useful for my staff to generate alt text for our students.*” P2 and P12 particularly acknowledged that the editing process with AI was faster and less taxing than starting from scratch.

Participants reported higher performance *with* AI assistance, its support, and text quality in creating alt text, especially with complex or unfamiliar content, compared to when they wrote text *without* AI assistance. Feedback results are shown in Figure 2. Participants rated ChatGPT assistance as useful for output quality and valuable for its support in writing alt text. All participants completed writing alt texts for four images within 20 minutes with AI support, showing the ease of use. Participants reported reduced effort for detailed explanations of figures when using AI. By contrast, without AI assistance, all

<sup>5</sup><https://www.zoom.com/>



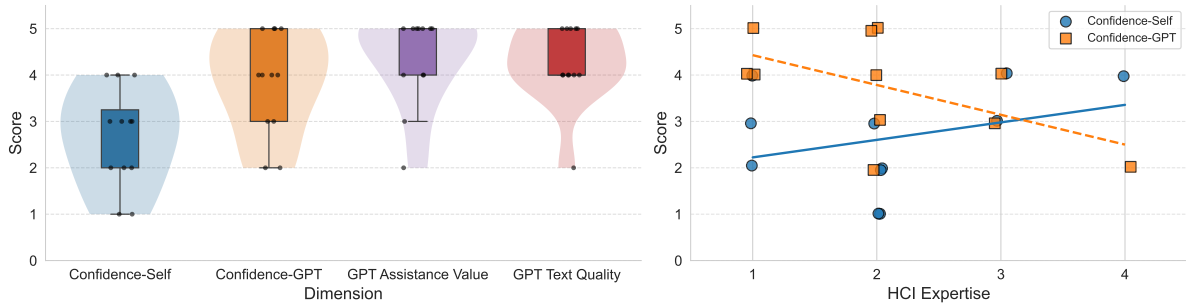


Figure 2: Participant confidence and output quality ratings for alt text authoring. **Left:** Participants rated their confidence in the alt text generated with AI-assistance higher than in self-generated alt text. **Right:** Participants with high confidence in HCI knowledge reported higher self-confidence (confidence in alt text produced without AI) as compared to their confidence in AI-assisted alt text.

participants used the full 50 minutes to write alt text, but two were unable to complete descriptions of all figures. Without AI assistance, participants also noted that the writing process was challenging as they had to create drafts from scratch and perform continuous editing/writing refinements, as P10 quoted, “*This is a lot of typing and corrections, which requires a lot of effort [from the human side].*”

#### 4.4.2 Interactions with Generative AI

Though participants were not guided/controlled to iteratively prompt and improve the alt text, we analyzed their chat histories to extract how they interacted with it. The analysis revealed three main “*themes*” or “*patterns*” they depicted during their interaction. We also looked at the number of interactions as a way to capture their engagement with AI. Participants’ interactions are grouped into three categories, namely “*write*”, “*analyze*”, and “*improve*”, as explained in Table 3, which emerged from our analysis. This categorization also relates to the LLMs usage framework for knowledge workers [5]. The interaction results are visualized in Figure 3. Mainly, around 65% of interactions consist of asking ChatGPT to write alt text directly by providing the figures and with minimal additional input. Specifically, P6 relied only on automated alt text generated in the first prompt, asking, “*Generate alternative text for each of the figures in this article.*”

Participants also used ChatGPT to analyze the paper content and figure components, which comprised around 27% of interactions. Most often, “*analyze*” was the first prompt when participants interacted, providing context and uploading the paper to ChatGPT. For instance, the majority of participants who had 5 interactions used the analyze and write activities. A few participants requested summaries and extended the analysis part by instructing the LLM to record information for the follow-up responses. For example, P3 prompted, “*Describe what type of figure it is. Summarize the data and include any critical information for understanding it. Avoid jargon.*” Overall, less than 10% of interactions were categorized as improving the alt text. For instance, P9 re-evaluated a generated alt text by prompting, “*Can you condense this information and tailor it for accessibility?*” A few participants critiqued the responses to get better versions, for instance, P7 prompted, “*This part [...] is not clear since it is more of an image description.*” Prompting again, P7 wrote, “*This part [...] is too analytical [write again]*”, while P5 wanted to have text in paragraphs, asking ChatGPT to “*write in paragraph form.*” Generally, most participants prompted ChatGPT that they specifically need alt text for accessibility purposes. However, participants did not delve into details by critiquing or providing the paper content again to check if the information presented in the alt text is correct in terms of reported in the paper.

DSO professionals produced longer alt text with AI assistance than without it; however, not all DSO professionals analytically assessed the quality of their output before accepting it as final. Participants were asked to analyze and refine outputs according to their interpretation and were not provided with any strict guidelines. A t-test, on these refined versions, showed a significant difference in length (number

Table 3: Thematic analysis of participants’ chat history. Participants mostly relied on the automated writing of alt text without deeper analysis or requesting improvement.

Activity	Description
Analyze	Use of ChatGPT to analyze the paper content and figure content. This includes asking questions about a particular figure section, article text, or response. For instance, asking ChatGPT to understand/record the paper for the following questions.
Write	Use of ChatGPT and ask to write alt text by providing it with the paper or the figure. Without follow-up questions for improvement, this activity resembled automated alt text generation.
Improve	Use of ChatGPT to improve the responses. Common interactions included revising or rephrasing responses, expanding or shortening responses, generating ideas, or getting guidance for the response.

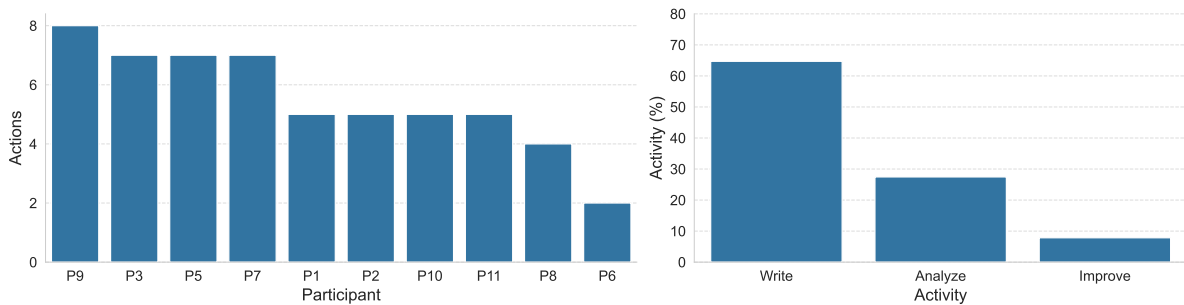


Figure 3: Participant interaction with ChatGPT for alt text writing. **Left:** Participant interaction (“write”, “analyze”, and “improve”) count in descending order. P4 and P12 interactions were only captured on screen recording and not in chat history. **Right:** Participants mainly used ChatGPT to “write” alt text with direct commands, followed by “analyze” prompts to get LLMs contextualize or understand context themselves better. Only a few interactions were made to improve the produced alt text.

of words) of human-only generated ( $mean = 104.16$ ,  $std = 66.21$ ) and human-AI generated descriptions ( $mean = 140.70$ ,  $std = 79.65$ ;  $t(36) = -2.09$ ,  $p = 0.044$ ). With AI assistance, participants struggled to identify the appropriate level of detail and wording in prompts to achieve the desired output.

### 4.4.3 Challenges and Benefits with AI Assistance

We also explore participants' perceptions of challenges and benefits with AI while performing tasks similar to their accessibility roles. Participants having expertise in their roles still found it challenging to describe the figures without AI assistance, citing struggles with content comprehension. For instance, P6 stated, *"In some cases, there are multiple, small images within the one large image. It was hard to differentiate. So it's basically breaking down into multiple components."* However, P6 did not ask follow-up questions to detail those aspects. Participants struggled to understand and explain the complex notation used in the figures due to insufficient background knowledge. P9 explained that the mental demand for the task without subject knowledge was very high, stating *"While reading the article, I was overwhelmed by [not knowing] many terms."*

Participants acknowledged that their outputs can be inaccurate as they lacked the expertise to verify them. For instance, P6 noted, *"With AI, I still would not be able to write with a knowledgeable perspective."* Some participants realized that they could have benefited from better prompting, as P1 mentioned, *"I realize I could probably write a specific prompt to write specific sections of alt text."* Participants also felt that they needed more understanding to write appropriate alt text for the figures, even with ChatGPT, as P12 said, *"Its fine for creating a first draft. Later, I do have to edit by myself by reading the paper."* P12 also critiqued the verbosity of responses, noting that *"Limiting AI responses is necessary ... most readers have word limits."* In general, due to the specificity of images, some participants felt that ChatGPT also had limitations in understanding the tasks. This was also considered a drawback for not fully capturing the images and often assuming it understood. P12 stated this concern openly, stating, *"I wasn't sure if ChatGPT was understanding and interpreting images well."* Such instances can lead to information in the alt text.

Most participants found the outputs helpful; only a few were cautious about trusting AI-generated content without review. For instance, P12 acknowledged the concerns about not adequately checking AI outputs, *"The biggest risk in this is that AI is going to make mistakes, and mistakes can have consequences that somebody misunderstands [the figures], and they go to their exam and give the wrong answers. We [as DSOs] need to do it properly if AI understood it incorrectly."* Controlling the output quality also depends on how prompts are written, as P1 explained, *"Getting the wording right to get what I want out of gen AI is hard."* P3 stated, *"I had experience asking follow-up questions, and that is the most helpful thing."* P9 also mentioned that the first responses were very detailed, so they prompted AI to condense the length, expressing, *"With AI, I felt more confident and less stressed about the terms used in the content. Also, I asked if it could condense it, which was more helpful than manual editing. The good thing is I did not prompt again to make it concise [for subsequent alt text generation prompts], it worked for all."* P6 expressed, *"I think something I struggled with was being concise about what I was trying to explain."* Overall, participants highlighted that summarizing and expediting content generation are helpful with AI.

In terms of benefits, participants appreciated that they found it easy to ask AI to explain the paper content to them, thereby reducing the time and effort needed to do so by themselves. P2 explained, *"ChatGPT did read it right, summarized it, and explained how figures are illustrated in the article that I didn't read or understand the article completely [myself]."* P11 also echoed, *"There are a lot of things to describe in one image, ChatGPT is hugely helpful, because of the time saving. It helped me summarize it ... it's hard to find the words to do it, or I don't have the technical expertise in that field to do it."* Hence, ChatGPT was useful for writing technical jargon and concepts unfamiliar to participants. In addition, participants compared that without assistance it is a difficult task, as P2 stated, *"It was hard without the ChatGPT. I have to read articles that I didn't understand and try to make sense of them really quickly. It's a very brain-intensive exercise."* Similarly, P3 noted, *"If I do it myself [without knowledge], it's not helpful to the reader, and I think AI probably does it better, and that's going to serve the reader"*

*better.*” Participants reported that retrieving and reporting specific information was easy with ChatGPT. P7 particularly found it useful for writing granular details and numeric values, stating “*it helped with repetitive things like the colors and the graphs, writing that down.*”

Participants’ iterative prompting and previous experience with generative AI made them more confident in generating alt text, and they sought more precise results with adjustments in follow-up. Although participants received responses in various formats (e.g., bullet points, lists), iterative prompting helped them adjust their writing to align with alt text guidelines and focus on figure-specific details. Among those, P11 prompted ChatGPT to get figure understanding first, then draft alt texts. Approximately half of the participants manually converted ChatGPT outputs into paragraph styles, which required some editing time. Less experienced participants tended to accept the alt text, exhibiting minimal interaction and revisions. For instance, P4 said, “*Because it described some of the images really well. I did not feel like adding my own stuff.*” Hence, the level of information included in the output depended on participants’ perceptions of correctness/completeness and their interactions with AI.

Although most participants had used LLMs before (either ChatGPT or Microsoft Co-Pilot) for writing assistance, only two (P1, P12) had experimented with using those to author alt texts. Hence, their interactions with ChatGPT varied in writing alt text based on familiarity. Using the guidelines, most participants first uploaded a PDF of the article to ChatGPT to ensure participants’ knowledge and AI’s understanding of the article were aligned better, and then uploaded individual figures for specific alt texts. Most participants prompted AI that “*they needed to write alt texts for students with vision impairment*” to give context about accessibility. For instance, P11 acknowledged, “*The guideline [prompt] to ask GPT to write for accessibility helped a lot, and I appreciate that.*”

## 4.5 Summary

The study explored participants’ experiences and interactions with writing alt text for HCI figures, and their perceptions of using generative AI assistance. Overall, interpreting HCI figures was a demanding task for DSO professionals without AI assistance. Participants with higher HCI knowledge still showed greater confidence in the alt text they produced than in GPT-assisted alt text. However, participants with lower self-reported knowledge of HCI overrelied on AI assistance and exhibited underdeveloped prompting strategies that did not adjust the content. Participants with prior experience with LLMs demonstrated more effective strategies for refining the final outputs. A few participants noted that oversight is essential to ensure that AI-generated alt text does not misrepresent the figure content. We further discuss the implications of AI on DSO professionals’ workflows in Section 7. Using the collected data from this study, we further assess the quality and accuracy of the produced alt text to correlate with DSO professionals’ perceptions and experiences. Existing work also shows the need for human subject matter validation for evaluating AI-augmented alt text quality to enhance the interpretation for screen reader users [66, 81].

## 5 Alt Text Formative Assessment

During the first study, participants generated 96 alt texts (i.e., alt text was written for each figure six times, three times by a human-only writer and three times by a human-AI assistance). In this section, we explain how we assess alt texts for further evaluation by HCI experts.

### 5.1 Importance and Motivation for Assessment

Every three versions of alt text written by either a human-only (DSO professional) writer or by human-AI assistance exhibit diverse qualities requiring careful assessment. Each alt text also differed in terms of its completeness, coherence, and similarity. For instance, alt texts written by an automated method without an improvement prompt may be highly similar. Several existing studies emphasize the importance of assessing alt text, particularly for academic and technical content [13, 73, 44]. For instance, Chintalapati

Table 4: Rubric for figure and alt text analysis. We used these criteria to assess each alt text version initially. The rubric was designed by extracting criteria from several alt text guidelines [71, 10, 70, 23].

Criteria	Description (Score 0-4 ★)
C1: Figure Type Identification [44]	Identifying the figure type (e.g., bar graph, scatter plot, diagram, photo).
C2: Overview and Message [38, 13]	General summary and accurately conveying the purpose or finding.
C3: Key Elements [44]	Essential components (axes, labels, objects, legends, important data points).
C4: Trends or Patterns [44]	Observable patterns, comparisons, synthesis, or common concepts.
C5: Expression and Interesting Features [38]	Decorative (emotional tone, unique visuals, colors, or stand-out elements.)
C6: Clarity and Concise [38]	Avoids jargon, uses plain language, and maintains a logical flow.
C7: Detail Orientation [13]	Sufficient, nuanced or subtle but important details.
C8: Contextual Relevance [44]	Domain context from the surrounding content.

et al. [13] conduct an analysis of alt text from published work and assess it to check for semantic information. They identified substantial semantic gaps in written alt text and proposed a framework for systematically assessing alt text content. Checking for semantic information can help assess figures’ details and their coverage in alt text, such as by assessing length, structure, or specifics (e.g., outliers) of alt text [13].

In another work, Lundgard and Satyanarayan [44] apply a more structured approach to assess alt text using four different levels of semantic scoring. These levels include assessing alt text for 1) figure logistics (e.g., type, key elements), 2) statistical properties or comparisons (e.g., outliers, interesting features), 3) trends and patterns (e.g., takeaways, overview, or key takeaways), and 4) domain-specific insights (e.g., expressions, or contextual relevance). Likewise, to specifically assess the alt text from a comprehension and understanding perspective, several standards such as WCAG [71] and similar [10, 70] provide guidelines for alt text assessment. Kumar et al. [38] benchmark research publications for alt text evaluation by applying assessment criteria that check alt text for describing enough details, contextual appropriateness, clarity, and conciseness.

Altogether, prior work [64, 73, 38] emphasizes the importance of evaluating alt text by establishing baseline metrics, for instance, by semantic content scoring and user/human comprehension analysis. Such baseline metrics can inform/benchmark the completeness and accuracy of alt text provided in scientific publications. Hence, based on these motivations, we assess the alt text produced in the first study. This step also helps us reduce the number of improper or incomplete alt text versions for subject experts’ evaluations.

## 5.2 Rubric for Evaluation

As explained above, we examined the existing work [13, 44, 38] and alt text guidelines [71, 10, 70] to design a baseline rubric for evaluation. The designed rubric (see Table 4) used eight criteria to assess the relevance of alt text by evaluating its *consistency* and *completeness*. These criteria are built upon the framework introduced by Lundgard and Satyanarayan [44], which is mainly used for graphs and visualization. Our rubric also enhances the assessment by introducing more semantic criteria, as introduced by Kumar et al. [38], built upon guidelines [71, 10, 70], however, were only applied in benchmarking PDF accessibility. Therefore, we designed a rubric that can be used to assess the alt text with rigor.

Collectively, our rubric criteria first aim to assess the alt text against figure type, core message, key trends, and context. It also focuses on clarity and contextual relevance while balancing conciseness

Table 5: Distribution of figure complexity by the articles for the final selection of figures and alt text for evaluation. Each figure has two versions of alt text, one human-written and one AI-assisted. \*Note: A1=Article 1, F1=Figure 1. ✗ = Removed due to incompleteness or inconsistency. ✓ = Selected for evaluation. For detailed evaluation, see supplementary material.

Article/Figure	Simple	Moderately Complex	Complex
A1F1			✓
A1F2			✗
A1F3		✗	
A1F4			✗
A2F1			✓
A2F2			✓
A2F3			✓
A2F4			✓
A3F1		✓	
A3F2			✓
A3F3		✓	
A3F4		✓	
A4F1	✓		
A4F2		✓	
A4F3	✗		
A4F4	✓		
Selected Total	2	4	6

with sufficient detail. We defined each criterion to have a score from 0-4 (0★: no information, and 4★: meeting the criterion). With eight criteria, a figure can receive a maximum score of 32 if the alt text draft meets all criteria.

### 5.3 Applying Alt Text Rubric

As noted in Study 1, some participants were unable to write alt text for all four figures. Hence, we conducted a completeness and consistency check to select figures with complete alt text, revealing that four figures contained missing or incomplete text. Therefore, to ensure consistency, we excluded those four figures from further analysis, leaving 12 figures. The application of this consistency check is depicted in Table 5 to show selected and eliminated figures. This elimination left us with 72 alt text entries (12 figures, each with six versions) to review.

We analyzed 72 alt texts using the rubric for figure rating. Two researchers independently scored the alt texts, analytically applying each rubric criterion to assess the alt texts, and then combined the analysis using inter-rater reliability. Minor differences in ratings were observed and resolved through discussion and revisiting the alt-texts. For human-generated alt text versions, inter-rater reliability was assessed using Cohen’s Kappa [39], which resulted in  $K = 0.72$ , indicating substantial agreement. For alt texts generated with AI assistance, inter-rater reliability was high ( $K = 0.87$ ), indicating strong agreement.

An example application of the rubric on the alt texts for the same figure written by two DSO professionals with AI assistance is presented in Table 6. These two examples differ in length and other semantic components. As shown in Table 6, the alt text written by P2 clearly states what the figure *presents* (C1 from the rubric) compared to P10. P2 explained for *key items* (C3) and *trends/patterns* (C4) better. Major differences are visible in *features* (C5) and *details* (C7). At the same time, our analysis shows that both texts could have better *clarity* (C6) and *contextual relevance* (C8). The scores for applying each criterion for both texts are delineated in Figure 4. The application of rubric criteria on each version of alt text (72 in total) is provided in supplementary material (see files alt-text-rating.xlsx). This analysis led us to select the most consistent alt text versions for each figure (one written by DSO

Table 6: An example of applying the rubric filtering for alt text written with AI assistance by two different DSO professionals. In the first example, the DSO professional prompts AI to provide enough context and relevance, as we considered a reasonable comprehension according to the rubric scores, compared to the second alternative text. All evaluations are provided in the supplementary material.

An alt text written by <b>P2</b> (DSO professional) with AI assistance explaining a figure.
<i>“This figure presents three schematic diagrams demonstrating how the ClassBeacons system (represented by yellow dots) was deployed in classrooms with different seating arrangements. Left diagram: A structured classroom layout with desks arranged in straight rows. Each desk grouping has a yellow dot, indicating the placement of a ClassBeacon. Middle diagram: A more flexible classroom arrangement with groups of desks forming clusters, where students are seated around shared tables. Yellow dots are centrally positioned within each cluster, representing ClassBeacons. Right diagram: A highly dynamic classroom layout with desks arranged irregularly in various orientations. ClassBeacons (yellow dots) are placed near the center of each group, reflecting their adaptable positioning in different classroom setups. This figure illustrates the versatility of ClassBeacons, showing how they can be integrated into different classroom seating configurations to monitor teacher proximity and engagement.”</i>
An alt text written by <b>P10</b> (DSO professional) with AI assistance explaining the same figure.
<i>“Three classroom layout diagrams showing different configurations of tables and chairs, each with yellow dots representing the placement of ClassBeacons: Left panel: A traditional classroom layout with rows of rectangular desks and evenly spaced yellow dots (ClassBeacons) at the center of each table group. Middle panel: A collaborative setup with clustered tables arranged at various angles. Yellow dots are centrally located on each group table. Right panel: A more open and informal arrangement with small groups of tables and scattered seating. Each group has a yellow dot placed centrally.”</i>

- C1 - Figure Type Identification
- C2 - Overview and Message
- C3 - Key Elements
- C4 - Trends or Patterns
- C5 - Expression and Interesting Features
- C6 - Clarity and Concise
- C7 - Detail Orientation
- C8 - Contextual Relevance

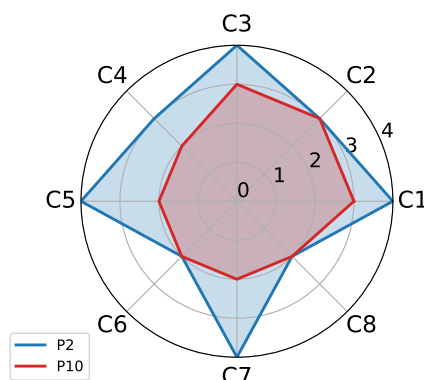


Figure 4: Spider plot showing the rubric ratings for alt text written by two participants using the same method. The scores show the application of the rubric applied to the alt text in Table 6 (refer to Table 4 for detailed criteria (C1-C8)).

professionals alone and one written with AI assistance), resulting in 24 final alt texts for subject experts’ analysis (i.e., for study 2).

## 5.4 Revisiting Figure Complexity

As we explained the application of figure complexity in Section 3, we revisit the figure complexity here to clarify the final selected figures for subject experts’ evaluation. The final 12 figures that were selected had the representative distribution of simple (2), moderately complex (4), and complex (6) as shown in Table 5. The analysis and classification of figures into different complexity levels are provided in the supplementary material (see figure-bucket.xlsx).

## 6 Study 2: Evaluating Alt Text

To further evaluate the alt text, we conducted a user study with HCI experts and asked them to rate the alt text for quality. In the following sections, we describe the user study and the findings from it.

## 6.1 Participants

We advertised the study recruitment on social media platforms to reach a wider audience, asking for expertise in HCI and image description understanding. Target people were asked to complete a pre-study screening demographic questionnaire to provide us with their understanding of the problem domain, alt text, and their background. For a narrower focus, emails were sent out through our academic networks to people with expertise in alt text and accessibility research. After excluding fraudulent responses, which have become common in online HCI studies [55], we identified 28 responses from the recruitment questionnaire. We carefully screened out individuals who did not meet our inclusion criteria for HCI knowledge, educational level, and background in alt text understanding. In addition, we analyzed responses to the screening questionnaire regarding understanding of HCI, accessibility, and use of screen readers. Finally, 20 participants<sup>6</sup> were recruited, and 11 of them completed the study (see Appendix C).

Participants' demographics (age: 23 to 58 (mean = 28.63, std = 9.63) years; gender: seven females, three males, and one trans masculine) include a diverse mix of basic-to-advanced expertise in HCI. Participants had education levels ranging from bachelor's to Ph.D. (7 including PhD students), and jobs ranging from students to professors. On self-reported 5-point Likert-Scale measures (1: low, 5: high), participants had high expertise and understanding of HCI ( $mean = 4.73, std = 0.62$ ), strong knowledge of accessibility ( $mean = 4.36, std = 0.98$ ), and screen reader usage ( $mean = 4.09, std = 1.31$ ). Participants were given a \$20 gift card each for their time.

## 6.2 Protocol and Method

Participants followed the experiment procedure as outlined in Figure 1. We divided the filtered 12 figures into two groups of six each. Each group consists of one figure from the *simple*, two from the *moderately complex*, and three from the *complex* levels. The selection of figures to form subgroups was random to remove any subjective bias. Six participants evaluated one group of figures, while five evaluated the other group. We chose this experimental design to obtain feedback on all figures while ensuring that each participant can complete the entire experiment in a reasonable time. We used randomization to assign participants to evaluate any of the groups. In the experiment, each question represented one figure, having one alt text written by a DSO professional alone and one written with AI assistance. Participants were asked to evaluate six figures (12 alt texts) in about 60 minutes; however, there was no explicit time limit. The average study time was around an hour ( $mean = 62.1 mins, std = 5.2 mins$ ).

Participants were first given a sample task description and instructions for analyzing alt text, and were then asked to rate their understanding. Participants were expected to spend five minutes on each version of alt text, analyze it, rate the quality of the alt text using Likert scale items, and provide open feedback on their evaluation. For each alt text, we asked participants to provide feedback on their perceptions of whether the alt text was written by AI alone, human alone, or human-AI combined, along with justification for their selection. The evaluation questionnaire is provided in Appendix D. We used the within-subject study design and randomized the alt text presentation sequence to avoid ordering bias that can occur while evaluating text written by AI or humans [57]. All the sessions were conducted online using Qualtrics [78], where the IRB-approved study followed explicit protocols for data collection. Consent and data collection notices were explicitly provided at the start, and participants could only complete the study after reading and agreeing to them explicitly.

Participants assessed the quality of alt text on five variables: accuracy, completeness, clarity, effectiveness, and descriptiveness. We derive these assessment variables from existing work by Kumar et al. [38], which are used to capture the quality of alt text holistically compared to our systematic rubric applied for consistency and completeness checks. Participants were tasked with evaluating 12 figures, resulting in 132 feedback responses: 66 for alt text written by DSO professionals alone (Human-Text) and 66 for alt text written with human-AI assistance (HAI-Text). No text was written by AI alone (AI-Text).

<sup>6</sup>For the rest of the paper, "Participants" refer to HCI experts recruited for Study 2.



### 6.3 Analysis

We primarily analyzed the participants' ratings of the quality of alt text using descriptive statistics. We also used Mann-Whitney tests, as ratings feedback lacked normality in the data, to complement descriptive statistics. The feedback ratings were aggregated at the alt-text level to preserve the validity of tests within each condition. Aggregations provide independent observations for non-parametric testing, and make it appropriate when dealing with small sample sizes and repeated measures [7]. Open-ended feedback on quality and alt text perception (human/AI) was analyzed for iterative thematic interpretations [67, 15]. We also analyzed how figure complexity affects participants' quality ratings. We comparatively analyzed DSO professionals' expertise and confidence from study 1 with quality ratings of alt text by HCI experts from study 2. Finally, the participants' views of alt text written by AI models, humans, or a combined version (human+AI) were measured, and we analyzed how their ratings and feedback changed with respect to their perception of the text generation method.

### 6.4 Findings

In this section, we present the findings and exploratory analysis of participants' feedback to draw key insights.

#### 6.4.1 HAI-Text Quality

Overall, participants rated the HAI-Text better than the Human-Text in all quality criteria. The *accuracy* ratings between HAI-Text and Human text were statistically significant ( $U = 2670.0, p = 0.016$ ), representing figures better using HAI-Text. Also, HAI-Text was rated high for completeness and clarity with statistical significance (*completeness*:  $U = 2853.0, p = 0.001$ , *clarity*:  $U = 2856.5, p = 0.001$ ) compared to Human-Text. Qualitatively, participants noted that the structure in HAI-Text was better than in Human-Text. Overall, HAI-Text was perceived as capturing essential visual details, such as differences or key quantitative values, though it very occasionally omitted some information. For instance, as shown in an example in Table 7, the HAI-Text contains sufficient details on numbers and colors within the graph. Mentioning the positives and negatives for HAI-Text, R6 mentioned,

*“It is well-structured and consistent with clear labels for each image part ... It provided accurate but surface-level detail without deeper interpretive commentary.”*

This feedback shows that (also noted in Table 7) HAI-Text sometimes lacked contextual summary and focused highly on factual details. Where HAI-Text occasionally missed factual details, participants noted that it was not clearly read/evaluated by human authors. For instance, R4 noted,

*“The alt text lacks logical reasoning and parrots [repeat mechanically] the image contents ... The core of the diagram seems generic [but there are inner details] and is not accurate. It says the beacons are all centered in the right figure, where some are way on the end, and it never mentions multiple beacons per group, which seems more like an AI mistake than an author mistake. [expecting a human author would correct it]”*

Participants' rating of effectiveness and descriptiveness also showed statistically significant differences (*effectiveness*:  $U = 2966.0, p = 0.001$ ), *descriptiveness*:  $U = 2977.0, p = 0.001$ ), reporting that HAI-Text was better in conveying figure contents. The complete descriptive and statistical results are added in Appendix E. Overall, HCI experts' ratings highlight the potential of AI assistance to improve accessibility of content. Imperfections in HAI-Text were also identified qualitatively by participants, showing that human oversight is highly necessary. DSO professionals were expected to correct the output, for instance, when AI made errors in specifics. Human editing can also enhance clarity and trim verbosity, which DSO professionals did not always do during the experiment.

Table 7: An example of selected alt text for evaluation written with and without AI assistance by two different DSO professionals. In this example, a DSO professional (without AI) focused more on the context while providing a summary of details in the bar graph. The DSO professional (with AI) produced an output that emphasizes the exact numbers, meanings, colors, and styles.

An example alt text written by a <i>DSO professional</i> without AI assistance.
<i>“This figure is a colored bar graph showing the results from an online questionnaire about the ‘guessability’ of information. The questionnaire’s results reveal that having existing knowledge of text improves the ability to guess what the text is when it appears in a distorted form. Not having existing knowledge of the text makes it more difficult to guess the text when it’s distorted. The graph has two different-colored bars, and one of the bars measures ‘guessability without prior knowledge, by an observer,’ and the other bar measures ‘guessability with prior knowledge, by a user.’ The text was distorted in a variety of ways - by color, by filter, etc. - and the bars measure each distortion individually. The bars show that the percentage of recognition, or guessability, of the text increases when someone has existing knowledge of the information, regardless of what type of distortion was applied to the text.”</i>
An example alt text written by a <i>DSO professional</i> with AI assistance.
<i>“Bar chart comparing guessability of distorted text with and without prior knowledge. This chart shows the results of a study on how prior knowledge of a password affects the ability to recognize it when distorted by various visual filters. The vertical axis represents guessability percentage, ranging from 0% to 100%. The horizontal axis lists eight distortion types: Color-Halftone (light and strong), Gaussian Blur (light and strong), Crystallize (light and strong), and Mosaic (light and strong). For each filter, two bars are shown: A yellow bar for Guessability without prior knowledge (observer). A teal bar for Guessability with prior knowledge (user). Across all filters and strengths, guessability is consistently higher when users know the original word. For example, Color-Halftone (light) shows about 90% guessability with prior knowledge, but only about 70% without it. Crystallize (strong) has the lowest observer guessability at around 30%, with user guessability around 55%. The figure highlights that distortions reduce the ability of observers to guess passwords unless they already know the content.”</i>

#### 6.4.2 Human-Text Quality

Participants subjectively critiqued that Human-Text lacked details, particularly in explaining relationships and cross-figure comparisons, which can be easy for sighted users, and people with accessibility needs might struggle to understand the figures. Again, as shown in Table 7, Human-Text provides a reasonable overall summary yet misses the exact details/facts from the figure. Several responses showed that Human-Text was sometimes overly simple and did not contain enough information, i.e., only capturing the summary of figures. These responses highlighted that Human-Text descriptions often duplicated figure captions, reducing their unique value for additional accommodations. For instance, R1 reported,

*“It re-covers existing figure description, which alt-text would not do, since a screen reader can read it. If this alt text was written by the person who created the figure or the author of the paper, I imagine the treatments would be more clearly labeled in the alt text, because a sighted person can get that information from the chart while a BLV [screen] reader cannot.”*

While Human-Text had low quality ratings, participants also expressed that it was written by a non-subject expert, noting that it lacked adherence to best practices for alt text composition. Qualitative analysis showed that Human-Text was rated less effective for readability and noted to have an unorganized structure, compared to HAI-Text. AI assists in simplifying the structure of text easily, while DSO professionals need extra effort to do so on their own, which could be a factor for the poor structure of Human-Text under the given experimental conditions.

#### 6.4.3 Impact of Figure Complexity

Each participant rated one *simple*, two *moderately complex*, and three *complex* alt texts. Overall, HAI-Text was rated as higher quality compared to Human-Text for all figure types, as shown in Figure 5. The quality of alt text for *simple* figures was higher for HAI-Text compared to Human-Text, among all criteria except *effectiveness*. For the complex figures, HAI-Text was rated significantly better for all criteria compared to Human-Text. HAI-Text explained complex figures in detail, where DSO professionals struggled the most. Participants also acknowledged these differences in their qualitative feedback. For instance, R11 praises a HAI-Text of a complex figure,

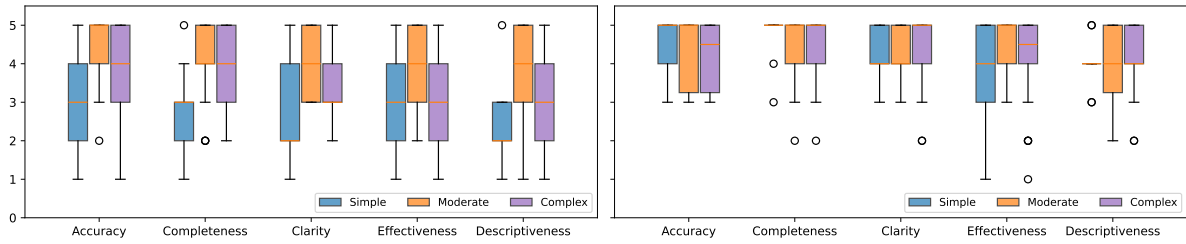


Figure 5: Box plot showing the rating scores for each method (LEFT: Human-Text, RIGHT: HAI-Text) by figure complexity (Simple, Moderately Complex, Complex). Participants rated HAI-Text higher in terms of quality compared to Human-Text, regardless of figure complexity. Overall, results indicate that participants rated HAI text better across all three figure complexity levels.

*“It clearly describes the spatial relationships and positions of the three classroom layouts and the yellow dots in each configuration ... The language is concise, structured, and sequentially organized from overall layout to individual segments, enabling quick comprehension. It concludes with a clear statement of the image’s purpose, which is both concise and impactful.”*

Qualitative findings also show interesting insights about *simple* figures (e.g., bar charts), where HAI-Text provided explicit detail, e.g., highlighting the bars and colors more specifically to be understood (an example referred to in Table 7). For complex figures with long descriptions, when HAI-Text had minor inaccuracies, the structure and details in the HAI-Text were often noted for quality.

On the other hand, for *complex* figures, Human-Text was less effective. As noted in our first study, some DSO professionals were unable to complete tasks involving complex figures. Interestingly, participants did not find any clear difference in alt text quality when they reviewed figures classified as *Moderately Complex*. In our analysis, we interpret this finding as a random result, with no clear identifiable contributor to this effect. For instance, the accuracy of Human-Text ( $mean = 4.43, std = 0.81$ ) was rated better than HAI-Text ( $mean = 4.27, std = 0.88$ ) for such figures. Detailed descriptive statistics for figure complexity ratings are depicted in Appendix F.

#### 6.4.4 Comparing Ratings with DSO Professionals’ Self-Reports

We evaluated the relationship between DSO professionals’ self-reported expertise and alt text ratings. For instance, we hypothesized that the DSO professionals’ expertise in accessibility roles can be a predictor of producing quality text. However, we did not find any correlation that DSO professionals’ expertise (years of experience in DSO roles) impacts the alt text ratings by HCI experts. Moreover, as we evaluated alt text using the designed rubric, we observed that the quality of the output varies with expertise (role and background knowledge) but not significantly. Some DSO professionals wrote detailed content for certain figures. However, for some overly detailed alt text written without AI assistance, study participants also doubt that those were written by AI (not the expert DSO writers), as they expect that human authors will catch verbosity and simplify the text that AI sometimes misses. For instance, about a Human-Text, R1 mentions,

*“Maybe this [referring to the text in question] is an AI-generated description, and then the author [human writer] added more. There is also a versatile text part at the end, which is not great practice, something AI would likely add on [indicating that AI wrote it and human oversight missed it].”*

DSO professionals’ *self-confidence* (confidence in alt text produced without AI) was negatively correlated with the quality of alt text ( $r = -0.33$ ) across all criteria. This correlation shows that even when DSO professionals had higher HCI expertise, which correlated with their higher self-confidence

Table 8: Participants’ perception of the alt text generation method. Participants were mostly not able to clearly identify which version of text was written by humans-alone, AI-alone, or human-AI-combined. Note: No text was provided to participants that was written by AI alone.

Actual (row), Perceived (col)	Human-Text	HAI-Text	AI-Text	Total
Human-Text	20	18	28	66
HAI-Text	30	20	16	66
Total	50	38	44	132

in the alt text in study 1, it did not translate to HCI experts’ quality ratings. DSO professionals’ *GPT-confidence* (confidence in the alt text generated with AI assistance) was slightly correlated (positively) with the quality of alt text ( $r = 0.11$ ) averaged overall all criteria. This correlation again corroborates that the alt text produced by DSO professionals was not high quality (under the given study conditions), regardless of their confidence in it. This analysis is performed on the subset of alt texts that were shortlisted for evaluation for study 2 participants.

#### 6.4.5 Participants’ Perception of Text Generation Method

Participants’ perception of the alt text generation method (Human, AI, Human+AI) varied as shown in Table 8. Participants incorrectly rated the alt text generated by DSO professionals (Human-Text) as written by AI (AI-Text) or an AI-assisted (HAI-Text) method 70% of the time. The HAI-Text was rated as human-written for 45% of the time. We understand that there is a fine distinction between interpreting *HAI-Text* vs *AI-Text* (written by AI-alone). While this level of misjudgment raises questions about people’s ability to differentiate between the text written by AI or humans, we do not see it creating any bias in rating text generated with either of the methods. The misjudgment may suggest that participants’ rating of alt text quality was more objective/unbiased of the text, instead of being influenced by the generation method. For instance, even when participants think Human-Text was HAI-Text or AI-Text, they rate it inferior in quality and vice versa. Hence, we do not see participants’ perception of the generation method as a factor in deciding the quality of alt text.

## 7 Discussion

In a two-phased study, our work investigates writing and evaluating alt text for science figures in HCI. Our findings showed clear contrasts between DSO professionals’ self-confidence in the alt text (in study 1) and HCI experts’ evaluation of that alt text (in study 2). Findings from the first study indicated that participants struggled to write alt text without assistance, suggesting that interpreting the HCI figures was a demanding task. In the second study, HCI experts also reported that the HAI-Text generally has better quality than Human-Text. This result highlights the limitations of current DSO professionals’ work, who were unable to produce high-quality alt text without AI assistance. Hence, their current practice seems insufficient to meet people’s accessibility needs. Our findings also elicit rich insights about DSO professionals’ experiences and inform opportunities to enhance their work to produce high-quality alt texts.

There is a high prevalence of inaccessible figures [13, 64, 50], and accessibility professionals find it hard to produce effective alt text for those [49, 45, 32]. We focus on DSO professionals, a group of non-subject experts responsible for alt text creation at HEIs. Non-expert accessibility professionals in similar roles serve as a primary resource for accessibility accommodations across diverse organizations [62]. With the growing needs of accessibility accommodations (i.e., for digital content) and mandatory adherence to disability related Acts in the United States [51, 52, 53], and arguably around the world [20, 16, 63], such professionals will be highly burdened to write alt text. More often than not, these professionals are expected to write content for diverse topics in which they lack expertise. To contextualize the experiment, we use the HCI domain as one of many examples that DSO/other

accessibility professionals encounter when writing alt text for people who need it.

## 7.1 Alt Text as a Challenge

Authoring alt text was considered challenging for DSO professionals due to their lack of subject-matter expertise. We replicated their realistic workflow, and under our experimental setup, DSO professionals were unable to meet the expected accessibility needs adequately. A workaround DSO professionals use involves the authors of the work (e.g., faculty) to assist them with writing or providing them with alt text. However, this practice falls short for the content produced outside of their organizations, such as academic research articles, books, or figures in general. In such situations, as our study replicates, we see that AI assistance positively contributed to DSO professionals' tasks to write alt text with *less effort*, yet with sufficient details without subject knowledge.

Although DSO professionals had some doubts about AI assistance, they preferred it over manual effort to produce alt text. Our second study corroborates AI preference, where HCI experts rated HAI-Text better than Human-Text. Existing work [66, 49] with experts (authors) of published work shows that LLM-based support enhances the alt text and writing process. Compared to existing studies [66, 49], we extend the alt text writing aspect to report novel findings from non-domain experts' (i.e., DSO professionals) workflows. Building upon the prior work [34], we extract deeper empirical and qualitative insights, including DSO professionals' experiences with AI, self-expertise/confidence, and their interactions with AI (e.g., prompts), and go a step further using HCI experts for alt text evaluations, instead of the authors/writers. This, in itself, is the first kind of research study exploring DSO professionals' experiences and interactions with writing alt text while evaluating alt text by people other than the authors of the work. In this context, we envision that enhancing non-subject experts' ability to engage with AI assistance would help improve the accessibility of academic content in general.

## 7.2 Potential Benefits of AI Assistance

DSO professionals found it helpful to understand complex figures using LLMs, and HCI experts rated the HAI-Text as more understandable. AI-assisted writing also supports making the content more structured and readable, whereas without support, DSO professionals had to rewrite and restructure the text manually. Careful evaluations of alt text reveal issues in DSO professionals' oversight (i.e., insufficient analytical evaluations of alt text) and their overestimation of capabilities (e.g., high confidence in their outputs). Similar patterns are evidenced by prior research using AI-generated content [36], where users tend to overestimate the capabilities of AI and not critically analyze or verify what they produce with AI [59]. Hence, human oversight is necessary for the accuracy and verifiability of produced outputs. Such findings suggest that, rather than automating alt text generation [32], calibrating DSO professionals' trust and reliance on AI assistance is crucial, for instance, by enhancing interactions/conversations to improve and refine outputs to maintain their accuracy.

While understanding unfamiliar science figures, DSO professionals could also align descriptions with accessibility guidelines. Overall, AI assistance enabled less experienced DSO professionals to write *similar* alt text as experienced ones. These outcomes show that AI can serve as a valuable scaffolding, lowering the barrier for non-experts tasked with producing specialized content. However, it is essential to engage writers to critically evaluate the produced output. Still, AI assistance provided measurable benefits for both process efficiency and output quality.

## 7.3 Challenges with AI Assistance

Despite gains, DSO participants faced several challenges. While AI assistance supports DSO professionals in writing alt text efficiently, their trust in AI varies, possibly due to inexperience with AI. LLM-based writing assistants have also not reached the level of proficiency to use without oversight [65, 43]. Therefore, AI assistance in people's work should be carefully designed to enhance their workflows. DSO

participants sometimes got outputs from AI assistance that were excessively detailed (given in supplementary material). Participants from the second study also noted overly detailed alt texts that can lead to inaccessible content. LLM occasionally provided inaccurate outputs, which risk misleading readers and undermining trust in accessibility resources. These findings reaffirm that co-authoring alt text with AI instead of automating it can be an effective method.

There was no obvious relationship between the expertise of DSO professionals and the quality ratings of alt text. This finding indicates a serious concern in the work practices of DSO professionals, and about how accurately they can assist students with accessibility needs. Most DSO professionals lacked expertise in prompting LLMs and correcting responses, which needs to be improved. Therefore, we see that more work is needed (as we point out in the following section and future work) to make the roles of DSO professionals more effective in fulfilling accessibility needs. A broader understanding of DSO professionals' challenges and literacy levels surrounding AI is essential.

#### **7.4 Implications for Practice and Policy**

Our work has several concrete implications for accessibility practices and policy in higher education and publishing. First, we suggest that DSO professionals, with appropriate care, can use AI assistance to generate alt text for unfamiliar domains. For some DSO professionals, it was “*eye-opening*”, meaning they were not up to date on the capabilities of LLMs to understand visual content. As most DSO professionals are not technical experts and often not up to date with AI technologies, training and continuous development are necessary for them to confidently utilize these tools. These observations suggest that AI literacy, particularly in areas such as prompting strategies, bias detection, and quality assurance, should be integral to the core skill sets of accessibility professionals. AI tools in DSOs' work domains should also provide assistive and guiding features to make users proficient with them. For instance, AI-based alt text writing assistance can nudge users to organize and refine alt text using a standardized method, or provide scaffolding for re-checking alt text quality with source material (i.e., the paper content). As access to AI eases the alt text generation method, concerns for misuse also grow. A common concern relates to copyright violation when users can upload the research content (e.g., PDFs, Figures) to LLMs. Hence, implementations can provide local LLM systems to help reduce such violations and enhance responsible use.

Second, extending the existing work [73], practical steps can facilitate alt text creation and ensure alignment with standards. Professional organizations should develop standards that provide guidelines for writing alt text with the aid of AI. Current accessibility guidelines (e.g., WCAG [71], Diagram Center [10]) do not provide instructions on using generative AI, leaving ambiguity about practices to produce alt text. Publishers could address this gap by establishing expectations for editing and attribution of AI use, ensuring that readers receive descriptions that are both accurate and contextually meaningful. Our motivation also stems from the unavailability of alt text in research articles or books, where publisher-provided descriptions are absent. However, as automated and AI-based image description tools grow, this gap can be closed. Only a few venues (ASSETS, CHI) lead in enforcing standards for writing and providing alt text, which, however, should be advocated across publishers and conferences.

#### **7.5 Limitations**

Our work has some limitations. First, we acknowledge that our studies had a smaller number of participants, and considering the specificity of the task, recruiting participants posed a significant challenge. However, our sample size is closer to what is reported in HCI studies for qualitative research [8] and prior work exploring similar topics [66, 49].

Second, the study focused exclusively on one subject domain, HCI. While this choice was made to use a domain familiar to authors and for consistent comparisons of output, the findings can be generalized to other domains where professionals/users (as in our case, DSO professionals) have to write alt text without having domain expertise. We acknowledge, though, that figures in other scholarly documents may present different challenges, both for humans and for LLMs.

Third, our experimental setup in study 1 may have introduced time limitations, as some participants did not complete writing alt text for all figures. This incompleteness can be due to unfamiliarity with the HCI domain and not knowing the specific student needs. Fourth, we used a single LLM (ChatGPT-4o) as the basis for AI-assisted workflows, considering its popularity among general and non-expert users [33, 37]. While this choice reflected the most widely known/accessible option at the time (mid-2025), advanced and other models may yield different results in terms of factual accuracy or descriptiveness.

Lastly, it is crucial to foreground the perspectives of readers (BLV people). We acknowledge that BLV users have divergent informational needs, and it is difficult to determine, from their perspective, what constitutes good alt text. Our assessment methods are subject to our understanding of current literature and reflection of our experiences within this context. Similarly, we created the alt text rubric criteria and evaluation measures by analyzing multiple sources [13, 71, 10, 70, 38, 44]. Although there are some commonalities, there is no consensus on what constitutes high-quality alt text; hence, our interpretation is one of many possible evaluation criteria.

## 7.6 Future Work

Our work revealed promising avenues for further research for individuals in accessibility roles, and in general.

As LLMs (and other AI technologies) continue to evolve, testing advanced tools can improve the state-of-the-art. Examining the consistency of LLMs such as DeepSeek [18], Gemini [17], and Grok [77] for generating alt text for scientific figures can be explored. Extending beyond LLM evaluation, it is interesting to explore human-AI collaborative tools that aid and enhance the capabilities of professionals rather than providing direct responses, for instance, by enhancing the evaluation methods for assessing the output quality with feedback mechanisms [58]. Further work should also extend beyond the HCI field and establish strategies for creating alt text across a wide range of scientific publications. While our study primarily evaluated workflows of DSO professionals and reviewed alt text with people in the HCI field, improving BLV people’s ability to engage with scientific content is the ultimate goal. Involving BLV people directly in the evaluation loop, through participatory design, can ensure that AI-assisted improvements translate into real gains.

In human-AI research, future work can explore LLM-assisted authoring tools with built-in prompt and response evaluation methods for DSO professionals. Researchers can also look to investigate the ethical implications of using AI assistance for writing alt text in academic or other professional contexts. These investigations can also pertain to evaluating the ownership or accountability of the alt text produced with AI assistance, for instance, how people use AI to either iterate over the (human-created) drafts or produce the initial draft using AI.

## 8 Conclusion

In this work, we investigated DSO professionals’ workflows to write alt texts and evaluated the produced alt texts with HCI experts for science figures. We first conducted the study to understand the DSO professionals’ approach to writing alt texts, which helped us identify their challenges. DSO professionals with limited experience using generative AI used under-prepared prompting and over-relied on AI-generated content. We conducted the second study with HCI experts to evaluate the quality of alt text produced by DSO professionals. Our findings revealed that human-AI-assisted alt text was often rated as high quality. Overall, findings suggest that AI assistance can improve accessibility workflows, particularly in domains where alt text creation has historically been inconsistent or overlooked. This work highlights the promise of generative AI to complement DSO professionals and others in general for inclusive scientific communication.

**Acknowledgment.** This material is based upon work supported by the National Science Foundation under Award No. DGE-2125362. Any opinions, findings, and conclusions or recommendations expressed in this material are those of the author(s) and do not necessarily reflect the views of the National

## References

- [1] Carlos Aguirre, Shiye Cao, Amama Mahmood, and Chien-Ming Huang. Crowdsourcing thumbnail captions: Data collection and validation. *ACM Trans. Interact. Intell. Syst.*, 13(3), September 2023. ISSN 2160-6455. doi: 10.1145/3589346. URL <https://doi.org/10.1145/3589346>.
- [2] Disha Baglodi, Bella Martincic, Norah Sinclair, and Bruce N. Walker. Automated, context-aware alt text generation for educational documents using large language models. In *Proceedings of the 27th International ACM SIGACCESS Conference on Computers and Accessibility, ASSETS '25*, New York, NY, USA, 2025. Association for Computing Machinery. ISBN 9798400706769. doi: 10.1145/3663547.3759748. URL <https://doi.org/10.1145/3663547.3759748>.
- [3] Selah Bellscheidt, Hazel Metcalf, Di Pham, and Yasmine N Elglaly. Building the habit of authoring alt text: Design for making a change. In *Proceedings of the 25th International ACM SIGACCESS Conference on Computers and Accessibility*, pages 1–5. ACM, 2023. doi: 10.1145/3597638.3614495.
- [4] Jeffrey P. Bigham, Erin L. Brady, Cole Gleason, Anhong Guo, and David A. Shamma. An uninteresting tour through why our research papers aren't accessible. In *Proceedings of the 2016 CHI Conference Extended Abstracts on Human Factors in Computing Systems, CHI EA '16*, page 621–631, New York, NY, USA, 2016. Association for Computing Machinery. ISBN 9781450340823. doi: 10.1145/2851581.2892588. URL <https://doi.org/10.1145/2851581.2892588>.
- [5] Michelle Brachman, Amina El-Ashry, Casey Dugan, and Werner Geyer. How knowledge workers use and want to use llms in an enterprise context. In *Extended Abstracts of the CHI Conference on Human Factors in Computing Systems*, pages 1–8, 2024. doi: 10.1145/3613905.3650841. URL <https://doi.org/10.1145/3613905.3650841>.
- [6] Virginia Braun and Victoria Clarke. Using thematic analysis in psychology. *Qualitative Research in Psychology*, 3(2):77–101, 2006. doi: 10.1191/1478088706qp063oa.
- [7] Marc Brysbaert and Michaël Stevens. Power analysis and effect size in mixed effects models: A tutorial. *Journal of cognition*, 1(1):9, 2018.
- [8] Kelly Caine. Local standards for sample size at chi. In *Proceedings of the 2016 CHI Conference on Human Factors in Computing Systems, CHI '16*, page 981–992, New York, NY, USA, 2016. Association for Computing Machinery. ISBN 9781450333627. doi: 10.1145/2858036.2858498. URL <https://doi.org/10.1145/2858036.2858498>.
- [9] Peter Cardon, Carolin Fleischmann, Jolanta Aritz, Minna Logemann, and Jeanette Heide-wald. The challenges and opportunities of ai-assisted writing: Developing ai literacy for the ai age. *Business and Professional Communication Quarterly*, 86(3):257–295, 2023. doi: 10.1177/23294906231176517.
- [10] Diagram Center. Image description guidelines. <http://diagramcenter.org/table-of-contents-2.html>, 2019. last accessed: Jan 25, 2026.
- [11] Chang Che, Qunwei Lin, Xinyu Zhao, Jiabin Huang, and Liqiang Yu. Enhancing multimodal understanding with clip-based image-to-text transformation. In *Proceedings of the 2023 6th International Conference on Big Data Technologies, ICBTD '23*, page 414–418, New York, NY, USA, 2023. Association for Computing Machinery. ISBN 9798400707667. doi: 10.1145/3627377.3627442. URL <https://doi.org/10.1145/3627377.3627442>.



- [12] Nihanth W. Cherukuru, David A. Bailey, Tiffany Fourment, Becca Hatheway, Marika M. Holland, and Matt Rehme. Beyond visuals: Examining the experiences of geoscience professionals with vision disabilities in accessing data visualizations. In *2022 IEEE Visualization and Visual Analytics (VIS)*, pages 160–164, 2022. doi: 10.1109/VIS54862.2022.00041.
- [13] Sanjana Shivani Chintalapati, Jonathan Bragg, and Lucy Lu Wang. A dataset of alt texts from hci publications: Analyses and uses towards producing more descriptive alt texts of data visualizations in scientific papers. In *Proceedings of the 24th International ACM SIGACCESS Conference on Computers and Accessibility*, pages 1–12. ACM, 2022. doi: 10.1145/3517428.3544796.
- [14] Yung-Chen Jen Chiu, Hsiao-Ying Vicki Chang, Ann Johnston, Mauricio Nascimento, James T Herbert, and Xiaoyue Maggie Niu. Impact of disability services on academic achievement among college students with disabilities. *Journal of Postsecondary Education and Disability*, 32(3): 227–245, 2019.
- [15] Victoria Clarke and Virginia Braun. Thematic analysis. *The journal of positive psychology*, 12(3): 297–298, 2017. doi: 10.1080/17439760.2016.1262613.
- [16] European Commission. European accessibility act (eea). [https://commission.europa.eu/strategy-and-policy/policies/justice-and-fundamental-rights/disability/union-equality-strategy-rights-persons-disabilities-2021-2030/european-accessibility-act\\_en](https://commission.europa.eu/strategy-and-policy/policies/justice-and-fundamental-rights/disability/union-equality-strategy-rights-persons-disabilities-2021-2030/european-accessibility-act_en), 2025. Accessed: 2026-01-30.
- [17] Google DeepMind. Gemini by google deepmind, January 2026. URL <https://deepmind.google/technologies/gemini>.
- [18] DeepSeek. Deepseek ai, January 2026. URL <https://www.deepseek.com>.
- [19] David W. Eccles and Güler Arsal. The think aloud method: what is it and how do i use it? *Qualitative Research in Sport, Exercise and Health*, 9(4):514–531, 2017. doi: 10.1080/2159676X.2017.1331501. URL <https://doi.org/10.1080/2159676X.2017.1331501>.
- [20] Council of the European Union European Parliament. Directive (eu) 2019/882 of the european parliament and of the council of 17 april 2019 on the accessibility requirements for products and services (text with eea relevance). <http://data.europa.eu/eli/dir/2019/882/oj>, 2019. Accessed: 2026-01-31.
- [21] Catherine Fichten, Dorit Olenik-Shemesh, Jennison Asuncion, Mary Jorgensen, and Chetz Colwell. Higher education, information and communication technologies and students with disabilities: An overview of the current situation. *Improving accessible digital practices in higher education: Challenges and new practices for inclusion*, pages 21–44, 2020.
- [22] John Maurice Gayed, May Kristine Jonson Carlon, Angelu Mari Oriola, and Jeffrey S Cross. Exploring an ai-based writing assistant’s impact on english language learners. *Computers and Education: Artificial Intelligence*, 3:100055, 2022. doi: 10.1016/j.caeai.2022.100055.
- [23] General Services Administration. Authoring meaningful alternative text. <https://www.section508.gov/create/alternative-text/>, 2025. URL <https://www.section508.gov/create/alternative-text/>. Reviewed/Updated: January 2025.
- [24] Jose Manuel Gomez-Perez and Raul Ortega. Look, read and enrich - learning from scientific figures and their captions. In *Proceedings of the 10th International Conference on Knowledge Capture, K-CAP ’19*, page 101–108, New York, NY, USA, 2019. Association for Computing Machinery. ISBN 9781450370080. doi: 10.1145/3360901.3364420. URL <https://doi.org/10.1145/3360901.3364420>.

- [25] Arunkumar Gopu, Pratyush Nishchal, Vishesh Mittal, and Kuna Srinidhi. Image captioning using deep learning techniques. In *2023 IEEE International Conference on Contemporary Computing and Communications (InC4)*, volume 1, pages 1–5, 2023. doi: 10.1109/InC457730.2023.10263093.
- [26] Margot Hanley, Solon Barocas, Karen Levy, Shiri Azenkot, and Helen Nissenbaum. Computer vision and conflicting values: Describing people with automated alt text. In *Proceedings of the 2021 AAAI/ACM Conference on AI, Ethics, and Society*, AIES '21, page 543–554, New York, NY, USA, 2021. Association for Computing Machinery. ISBN 9781450384735. doi: 10.1145/3461702.3462620. URL <https://doi.org/10.1145/3461702.3462620>.
- [27] Pamela Hinds and Georg von Krogh. Generative ai, emerging technology, and organizing: Towards a theory of progressive encapsulation. *Organization Theory*, 5(4):26317877241293478, 2024.
- [28] Jelena Hmeljak and Kamryn Hooper. The importance of figures in scientific 'show and tell'. *Disease Models & Mechanisms*, 16(11):dmm050545, 2023. doi: 10.1242/dmm.050545. URL <https://doi.org/10.1242/dmm.050545>.
- [29] Ting-Yao Hsu, C Lee Giles, and Ting-Hao Huang. Scicap: Generating captions for scientific figures. In *Findings of the Association for Computational Linguistics: EMNLP 2021*, pages 3258–3264, 2021.
- [30] Ting-Yao Hsu, Chieh-Yang Huang, Ryan Rossi, Sungchul Kim, C Giles, and Ting-Hao Huang. Gpt-4 as an effective zero-shot evaluator for scientific figure captions. In *Findings of the Association for Computational Linguistics: EMNLP 2023*, pages 5464–5474, 2023.
- [31] Ting-Yao Hsu, Chieh-Yang Huang, Shih-Hong Huang, Ryan Rossi, Sungchul Kim, Tong Yu, C Lee Giles, and Ting-Hao Kenneth Huang. Scicapenter: Supporting caption composition for scientific figures with machine-generated captions and ratings. In *Extended Abstracts of the CHI Conference on Human Factors in Computing Systems*, CHI EA '24, New York, NY, USA, 2024. Association for Computing Machinery. ISBN 9798400703317. doi: 10.1145/3613905.3650738. URL <https://doi.org/10.1145/3613905.3650738>.
- [32] Chieh-Yang Huang, Ting-Yao Hsu, Ryan Rossi, Ani Nenkova, Sungchul Kim, Gromit Yeuk-Yin Chan, Eunyee Koh, Clyde Lee Giles, and Ting-Hao'Kenneth' Huang. Summaries as captions: Generating figure captions for scientific documents with automated text summarization. *arXiv preprint arXiv:2302.12324*, 2023. doi: 10.48550/arXiv.2302.12324.
- [33] Anders Humlum and Emilie Vestergaard. The unequal adoption of chatgpt exacerbates existing inequalities among workers. *Proceedings of the National Academy of Sciences*, 122(1):e2414972121, 2025. doi: 10.1073/pnas.2414972121.
- [34] Yugo Iwamoto, Muhammad Raees, Jamison Heard, and Garreth W Tigwell. Exploring generative ai to support disability service professionals in writing image descriptions for hci science figures. In *Proceedings of the 27th International ACM SIGACCESS Conference on Computers and Accessibility*, ASSETS '25, New York, NY, USA, 2025. Association for Computing Machinery. ISBN 9798400706769. doi: 10.1145/3663547.3759763. URL <https://doi.org/10.1145/3663547.3759763>.
- [35] Crescentia Jung, Shubham Mehta, Atharva Kulkarni, Yuhang Zhao, and Yea-Seul Kim. Communicating visualizations without visuals: Investigation of visualization alternative text for people with visual impairments. *IEEE Transactions on Visualization and Computer Graphics*, 28(1):1095–1105, 2022. doi: 10.1109/TVCG.2021.3114846.
- [36] Sunnie S. Y. Kim, Q. Vera Liao, Mihaela Vorvoreanu, Stephanie Ballard, and Jennifer Wortman Vaughan. "i'm not sure, but...": Examining the impact of large language models' uncertainty

- expression on user reliance and trust. In *Proceedings of the 2024 ACM Conference on Fairness, Accountability, and Transparency*, FAccT '24, page 822–835, New York, NY, USA, 2024. Association for Computing Machinery. ISBN 9798400704505. doi: <https://doi.org/10.1145/3630106.3658941>. URL <https://doi.org/10.1145/3630106.3658941>.
- [37] Ratanond Koonchanok, Yanling Pan, and Hyeju Jang. Public attitudes toward chatgpt on twitter: sentiments, topics, and occupations. *Social Network Analysis and Mining*, 14(1):106, 2024.
- [38] Anukriti Kumar, Tanushree Padath, and Lucy Lu Wang. Benchmarking pdf accessibility evaluation: A dataset and framework for assessing automated and llm-based approaches for accessibility testing. In *Proceedings of the 27th International ACM SIGACCESS Conference on Computers and Accessibility*, pages 1–24, 2025.
- [39] J. Richard Landis and Gary G. Koch. An application of hierarchical kappa-type statistics in the assessment of majority agreement among multiple observers. *Biometrics*, 33(2):363–374, 1977. ISSN 0006341X, 15410420. URL <http://www.jstor.org/stable/2529786>.
- [40] Jonathan Lazar, Anne Allen, John Kleinman, and Chris Malarkey. What frustrates screen reader users on the web: A study of 100 blind users. *International Journal of Human-Computer Interaction*, 22(3):247–269, 2007. doi: 10.1080/10447310709336964. URL <https://doi.org/10.1080/10447310709336964>.
- [41] Jaewook Lee, Jaylin Herskovitz, Yi-Hao Peng, and Anhong Guo. Imageexplorer: Multi-layered touch exploration to encourage skepticism towards imperfect ai-generated image captions. In *Proceedings of the 2022 CHI Conference on Human Factors in Computing Systems*, CHI '22, pages 1–15, New York, NY, USA, 2022. Association for Computing Machinery. ISBN 978-1-4503-9157-3. doi: 10.1145/3491102.3501966. URL <https://doi.org/10.1145/3491102.3501966>.
- [42] Po-Shen Lee, Jevin D. West, and Bill Howe. Viziometrics: Analyzing visual information in the scientific literature. *IEEE Transactions on Big Data*, 4(1):117–129, 2018. doi: 10.1109/TBDDATA.2017.2689038.
- [43] Yoonjoo Lee, Kihoon Son, Tae Soo Kim, Jisu Kim, John Joon Young Chung, Eytan Adar, and Juho Kim. One vs. many: Comprehending accurate information from multiple erroneous and inconsistent ai generations. In *Proceedings of the 2024 ACM Conference on Fairness, Accountability, and Transparency*, FAccT '24, page 2518–2531, New York, NY, USA, 2024. Association for Computing Machinery. ISBN 9798400704505. doi: 10.1145/3630106.3662681. URL <https://doi.org/10.1145/3630106.3662681>.
- [44] Alan Lundgard and Arvind Satyanarayan. Accessible visualization via natural language descriptions: A four-level model of semantic content. *IEEE transactions on visualization and computer graphics*, 28(1):1073–1083, 2021.
- [45] Kelly Mack, Edward Cutrell, Bongshin Lee, and Meredith Ringel Morris. Designing tools for high-quality alt text authoring. In *Proceedings of the 23rd International ACM SIGACCESS Conference on Computers and Accessibility*, pages 1–14. ACM, 2021. doi: 10.1145/3441852.3471207.
- [46] Atefeh Mahdavi Goloujeh, Anne Sullivan, and Brian Magerko. Is it ai or is it me? understanding users' prompt journey with text-to-image generative ai tools. In *Proceedings of the 2024 CHI Conference on Human Factors in Computing Systems*, pages 1–13, 2024. doi: 10.1145/3613904.3642861.
- [47] Rachel Menzies, Garreth W. Tigwell, and Michael Crabb. Author reflections on creating accessible academic papers. *ACM Trans. Access. Comput.*, 15(4), October 2022. ISSN 1936-7228. doi: 10.1145/3546195. URL <https://doi.org/10.1145/3546195>.

- [48] Caterina Morelli. Enhancing accessibility in publishing: Leveraging gai for effective alt-text solutions. In *Technology for Inclusion and Participation for All: Recent Achievements and Future Directions*, pages 383–390. Springer Nature Switzerland, 2025. ISBN 978-3-032-01632-4.
- [49] Ho Yin Ng, Ting-Yao Hsu, Jiyoo Min, Sungchul Kim, Ryan A. Rossi, Tong Yu, Hyunggu Jung, and Ting-Hao ‘Kenneth’ Huang. Understanding how paper writers use ai-generated captions in figure caption writing. In *AI for Research and Scalable, Efficient Systems*, pages 173–192, Singapore, 2025. Springer Nature Singapore. ISBN 978-981-96-8912-5.
- [50] Mickey Nguyen, Matthew Crane, John Romley, and Yannis M Paulus. Accessibility of figures in leading biomedical and ophthalmology journals: Analysis of alternative text use. *Investigative Ophthalmology & Visual Science*, 64(8):2806–2806, 2023.
- [51] U.S. Department of Education. Section 504. <https://www.ed.gov/laws-and-policy/individuals-disabilities/section-504>, 1973. Accessed: 2026-01-31.
- [52] U.S. Department of Justice. Americans with disabilities act of 1990, as amended. <https://www.ada.gov/law-and-regs/ada/>, 1990. Accessed: 2026-01-31.
- [53] U.S. Department of Justice. New rule on the accessibility of web content and mobile apps provided by state and local governments. <https://www.ada.gov/resources/2024-03-08-web-rule/>, 2024. Published April 8, 2024; accessed January 31, 2026.
- [54] OpenAI. Chatgpt by openai, January 2026. URL <https://chat.openai.com>.
- [55] Aswati Panicker, Novia Nurain, Zaidat Ibrahim, Chun-Han (Ariel) Wang, Seung Wan Ha, Yuxing Wu, Kay Connelly, Katie A. Siek, and Chia-Fang Chung. Understanding fraudulence in online qualitative studies: From the researcher’s perspective. In *Proceedings of the 2024 CHI Conference on Human Factors in Computing Systems*, CHI ’24, New York, NY, USA, 2024. Association for Computing Machinery. ISBN 9798400703300. doi: 10.1145/3613904.3642732. URL <https://doi.org/10.1145/3613904.3642732>.
- [56] Xin Qian, Eunye Koh, Fan Du, Sungchul Kim, Joel Chan, Ryan A. Rossi, Sana Malik, and Tak Yeon Lee. Generating accurate caption units for figure captioning. In *Proceedings of the Web Conference 2021*, WWW ’21, page 2792–2804, New York, NY, USA, 2021. Association for Computing Machinery. ISBN 9781450383127. doi: 10.1145/3442381.3449923. URL <https://doi.org/10.1145/3442381.3449923>.
- [57] Irene Rae. The effects of perceived ai use on content perceptions. In *Proceedings of the 2024 CHI Conference on Human Factors in Computing Systems*, CHI ’24, New York, NY, USA, 2024. Association for Computing Machinery. ISBN 9798400703300. doi: 10.1145/3613904.3642076. URL <https://doi.org/10.1145/3613904.3642076>.
- [58] Muhammad Raees, Inge Meijerink, Ioanna Lykourentzou, Vassilis-Javed Khan, and Konstantinos Papangelis. From explainable to interactive ai: A literature review on current trends in human-ai interaction. *International Journal of Human-Computer Studies*, 189(September 2024):103301, 2024. doi: <https://doi.org/10.1016/j.ijhcs.2024.103301>.
- [59] Muhammad Raees, Vassilis-Javed Khan, Ioanna Lykourentzou, and Konstantinos Papangelis. Do people appropriately rely on ai-advice? an analytical review of hci research on human-ai decision-making. In *Proceedings of the 2026 CHI Conference on Human Factors in Computing Systems*, CHI ’26, New York, NY, USA, 2026. Association for Computing Machinery. ISBN 979-8-4007-2278-3/2026/04. doi: 10.1145/3772318.3791467. URL <https://doi.org/10.1145/3772318.3791467>.

- [60] Aravind Jembu Rajkumar, Jonathan Lazar, J Bern Jordan, Alireza Darvishy, and Hans-Peter Hutter. Pdf accessibility of research papers: What tools are needed for assessment and remediation? In *HICSS*, pages 1–10, 2020.
- [61] Noam Rotstein, David Bensaïd, Shaked Brody, Roy Ganz, and Ron Kimmel. Fusecap: Leveraging large language models for enriched fused image captions. In *Proceedings of the IEEE/CVF Winter Conference on Applications of Computer Vision (WACV)*, pages 5689–5700, January 2024.
- [62] Sally Scott, Adam Meyer, Bea Awoniyi, Erin Braselmann, Linda Sullivan, and Eric Trezell. Understanding and assessing disability resource office staffing needs. white paper. *Association on Higher Education and Disability*, 2024.
- [63] Government Digital Service, Central Digital, and Data Office. Understanding accessibility requirements for public sector bodies. <https://www.gov.uk/guidance/accessibility-requirements-for-public-sector-websites-and-apps>, 2018. Accessed: 2026-01-30.
- [64] Ather Sharif, Sanjana Shivani Chintalapati, Jacob O. Wobbrock, and Katharina Reinecke. Understanding screen-reader users’ experiences with online data visualizations. In *Proceedings of the 23rd International ACM SIGACCESS Conference on Computers and Accessibility*, ASSETS ’21, New York, NY, USA, 2021. Association for Computing Machinery. ISBN 9781450383066. doi: 10.1145/3441852.3471202. URL <https://doi.org/10.1145/3441852.3471202>.
- [65] Parshin Shojaee\*†, Iman Mirzadeh\*, Keivan Alizadeh, Maxwell Horton, Samy Bengio, and Mehrdad Farajtabar. The illusion of thinking: Understanding the strengths and limitations of reasoning models via the lens of problem complexity, 2025. URL <https://ml-site.cdn-apple.com/papers/the-illusion-of-thinking.pdf>.
- [66] Nikhil Singh, Lucy Lu Wang, and Jonathan Bragg. Figure1ly: Ai assistance for writing scientific alt text. In *Proceedings of the 29th International Conference on Intelligent User Interfaces*, pages 886–906. ACM, 2024. doi: 10.1145/3640543.3645212.
- [67] Robert Soden, Austin Toombs, and Michaelanne Thomas. Evaluating interpretive research in hci. *Interactions*, 31(1):38–42, 2024. doi: 10.1145/3633200.
- [68] Murtaza Tamjeed, Vinita Tibdewal, Madison Russell, Michael McQuaid, Tae Oh, and Kristen Shinohara. Understanding disability services toward improving graduate student support. In *Proceedings of the 23rd international ACM SIGACCESS conference on computers and accessibility*, pages 1–14, 2021. doi: 10.1145/3441852.3471231.
- [69] Benny Tang, Angie Boggust, and Arvind Satyanarayan. Vistext: A benchmark for semantically rich chart captioning. In *Proceedings of the 61st Annual Meeting of the Association for Computational Linguistics (Volume 1: Long Papers)*, pages 7268–7298, 2023.
- [70] Shari Trewin. Describing figures. <https://www.sigaccess.org/welcome-to-sigaccess/resources/describing-figures/>, 2019. last accessed: Jan 25, 2026.
- [71] W3C. Wcag 3 introduction. <https://www.w3.org/WAI/standards-guidelines/wcag/wcag3-intro/>, 2026. last accessed: Jan 25, 2026.
- [72] Walton Wider, Jem Cloyd M Tanucan, Mxin Tee, Leilei Jiang, Lester Naces Udang, Muhammad Ashraf Fauzi, Visama Hassan, and Fathimath Muna. Research trends in inclusive education for students with disabilities: a bibliometric analysis. *International Journal of Inclusive Education*, pages 1–23, 2025. doi: 10.1080/13603116.2025.2495819.

- [73] Candace Williams, Lilian de Greef, Ed Harris, Leah Findlater, Amy Pavel, and Cynthia Bennett. Toward supporting quality alt text in computing publications. In *Proceedings of the 19th International Web for All Conference, W4A '22*, New York, NY, USA, 2022. Association for Computing Machinery. ISBN 9781450391702. doi: 10.1145/3493612.3520449. URL <https://doi.org/10.1145/3493612.3520449>.
- [74] Sarah G. Wood, Jerad H. Moxley, Elizabeth L. Tighe, and Richard K. Wagner. Does use of text-to-speech and related read-aloud tools improve reading comprehension for students with reading disabilities? a meta-analysis. *Journal of Learning Disabilities*, 51(1):73–84, 2018. doi: 10.1177/0022219416688170. URL <https://doi.org/10.1177/0022219416688170>.
- [75] Jian Wu, Börje F. Karlsson, and Manabu Okumura. Caption alignment and structure-aware attention for scientific table-to-text generation. *IEEE Access*, 12:190540–190553, 2024. doi: 10.1109/ACCESS.2024.3507772.
- [76] Shaomei Wu, Jeffrey Wieland, Omid Farivar, and Julie Schiller. Automatic alt-text: Computer-generated image descriptions for blind users on a social network service. In *Proceedings of the 2017 ACM Conference on Computer Supported Cooperative Work and Social Computing*, pages 1180–1192. ACM, 2017. doi: 10.1145/2998181.2998364.
- [77] xAI. Grok by xai, January 2026. URL <https://grok.x.ai>.
- [78] Qualtrics XM. The leading experience management software, January 2026. URL <https://www.qualtrics.com/>.
- [79] Chuqiao Yan, Hans-Peter Hutter, Felix M Schmitt-Koopmann, and Alireza Darvishy. Chart accessibility: A review of current alt text generation. *IEEE Access*, 2025.
- [80] Zhengyuan Yang, Linjie Li, Kevin Lin, Jianfeng Wang, Chung-Ching Lin, Zicheng Liu, and Lijuan Wang. The dawn of Imms: Preliminary explorations with gpt-4v (ision). *arXiv preprint arXiv:2309.17421*, 2023.
- [81] Alyson Yin, Riya Sogani, Bruna Oewel, Karen Phan, Jaime Shin Young Park, Mia Ashley Yeo, Lindsay Ann Yazzolino, Karen Arcos, Ali Abdolrahmani, Emily Blank, Michael Dean Gilbert, and Stacy M. Branham. “malicious” pictorials: How alt text matters to screen reader users’ experience of image-dense media. In *Proceedings of the 2024 ACM Designing Interactive Systems Conference, DIS '24*, page 1262–1274, New York, NY, USA, 2024. Association for Computing Machinery. ISBN 9798400705830. doi: 10.1145/3643834.3660747. URL <https://doi.org/10.1145/3643834.3660747>.
- [82] Kim T. Zebehazy and Adam P. Wilton. Quality, importance, and instruction: The perspectives of teachers of students with visual impairments on graphics use by students. *Journal of Visual Impairment & Blindness*, 108(1):5–16, 2014. doi: 10.1177/0145482X1410800102.
- [83] Lotus Zhang, Simon Sun, and Leah Findlater. Understanding digital content creation needs of blind and low vision people. In *Proceedings of the 25th International ACM SIGACCESS Conference on Computers and Accessibility, ASSETS '23*, New York, NY, USA, 2023. Association for Computing Machinery. ISBN 9798400702204. doi: 10.1145/3597638.3608387. URL <https://doi.org/10.1145/3597638.3608387>.
- [84] Shumeng Zhang, Weiyue Lin, Zisu Li, Ruiqi Jiang, Chen Liang, Mingming Fan, and Raul Masu. Beadwork bridge: Understanding and exploring the opportunities of beadwork in enriching school education for blind and low vision (blv) people. In *Proceedings of the 26th International ACM SIGACCESS Conference on Computers and Accessibility, ASSETS '24*, New York, NY, USA, 2024. Association for Computing Machinery. ISBN 9798400706776. doi: 10.1145/3663548.3675623. URL <https://doi.org/10.1145/3663548.3675623>.

[85] Ruibin Zhao, Yipeng Zhuang, Di Zou, Qin Xie, and Philip LH Yu. Ai-assisted automated scoring of picture-cued writing tasks for language assessment. *Education and Information Technologies*, 28(6):7031–7063, 2023. doi: 10.1007/s10639-022-11473-y.

## A Participant Demographics for Study 1

Table 9: DSO participants demographics for study 1.

ID	Education	Educational Background	Knowledge Level (1–5) <sup>1</sup>			Worked In	Age	Gender	English <sup>4</sup>	Current Role <sup>5</sup>	LLM Usage <sup>6</sup>
			HCI	Ally <sup>2</sup>	Screen Reader <sup>3</sup>						
P1	Masters	Leadership in Disability Services	3	5	4	Environment, Mechanical Engineering	28	Female	Yes	Access Coordinator	Yes (GPT, Co-Pilot)
P2	Masters	AAS, BA, MS degrees	2	4	4	Various Domains	59	Female	Yes	Director Disability Resources	No
P3	Masters	Art History, Museum Studies	3	4	2	Undisclosed	42	Non-binary	Yes	Test Coordinator	Yes (GPT, Co-Pilot)
P4	Bachelors	Undisclosed	3	5	4	Undisclosed	29	Female	Yes	Access Coordinator	Yes (GPT, Co-Pilot)
P5	Masters	Materials Science and Engineering	1	5	3	Math and Chemistry	20	Male	Yes	Test Coordinator	Yes (GPT)
P6	Bachelors	Psychology	2	5	2	Undisclosed	21	Female	Yes	Test Coordinator	Yes (GPT)
P7	Bachelors	Human Resources Management	2	5	2	Math and Chemistry	20	Female	Yes	Access Coordinator	Yes (GPT)
P8	Masters	English Literature and Creative Writing	2	4	3	Undisclosed	44	Female	Yes	Access Coordinator	No
P9	Masters	Higher Education Student Affairs Administration	2	4	3	English Language	51	Female	Yes	Senior Access Coordinator	Yes (GPT)
P10	Bachelors	ASL-English Interpreting	1	5	3	Undisclosed	22	Non-binary	Yes	Test Coordinator	Yes (GPT)
P11	Bachelors	Psychology	1	4	2	American Sign Language	25	Female	Yes	Senior Staff Assistant	Yes (GPT)
P12	Masters	Information Technology and Econometrics	4	5	4	Digital Accessibility	43	Female	No	Director Digital Accessibility	Yes (GPT)

<sup>1</sup> 1=Low, 5=High, <sup>2</sup> Accessibility, <sup>3</sup> Screen readers usage, <sup>4</sup> English as their primary language, <sup>5</sup> All roles in Disability Services Offices, <sup>6</sup> Prior use in LLM.

## B Study 1 Questionnaire for Writing Process

- How do you rate the workload required to reach the goal you were given to achieve? (1=Low; 7=High). (Mental Demand, Physical Demand, Temporal Demand, Effort, Frustration, Performance).
- How do you rank the workload in terms of its importance (Highest=1 to Lowest=6).
- How confident are you about the alt texts without the generative AI on a scale of 1 to 5 (1=low confidence; 5=high confidence). Also, explain why you give this rating?
- How confident are you about the alt texts with generative AI on a scale of 1 to 5 (1=low confidence; 5=high confidence). Also, explain why you give this rating?

- What is your experience with the Figure Descriptions? (1: very low; 5: very high). Also, explain why?
  - The generative method helped me produce alt text more efficiently.
  - The generated draft for the summarized figure description was helpful.
- Did any suggestions make your alt text worse in a significant way? Please explain.
- Which version of the alt-text would you prefer? (Without vs. With generative methods).
- Do you have any other observations that you wish to explain that have not been covered so far?

## C Participant Demographics for Study 2

Table 10: HCI experts demographics for study 2.

ID	Education <sup>1</sup>	Educational Background	Knowledge Level (1–5) <sup>2</sup>			Age	Gender	English <sup>5</sup>
			HCI	Ally <sup>3</sup>	Alt Text <sup>4</sup>			
R1	Masters	Computer Science	3	3	3	25	Female	Yes
R2	PhD	HCI	5	5	5	26	Male	Yes
R3	Masters	HCI	5	4	3	23	Female	Yes
R4	PhD	HCI	5	5	5	23	Female	Yes
R5	PhD	Information Technology	4	2	1	25	Male	Yes
R6	PhD	HCI	5	5	5	28	Female	Yes
R7	Ph.D.	HCI	5	5	5	28	Female	Yes
R8	PhD	Computer Science	5	5	5	26	Female	Yes
R9	Bachelors	HCI (Adjunct Professor)	5	4	5	58	Male	Yes
R10	Masters	HCI	5	5	3	23	Transmasculine	Yes
R11	Ph.D.	HCI	5	5	5	30	Female	Yes

<sup>1</sup> Achieved or In-Progress <sup>2</sup> 1=Low, 5=high, <sup>3</sup> Accessibility, <sup>4</sup> Alt Text, <sup>5</sup> English as their primary language.

## D Study 2 Questionnaire for Alt Text Evaluation

- How accurately does the alt text convey important contextual details or relationships, such as the positioning of objects or their interactions?
- How effectively does the alt text provide a complete description of the image’s key elements?
- How does the alt text describe the content of the image?
- How effectively does the alt text enable someone to understand the image content without needing additional context?
- How well does the alt text describe and clarify the information presented in the figure?

In addition, we asked for additional feedback as follows;

- Please explain the reasoning behind your ratings.
- What aspects of the alt text, if any, helped you understand the image more clearly?
- Do you think the alt-text was
  - Written by a human writer
  - Generated by AI
  - Written and edited by a human writer and AI combined
- Why do you think that? Please provide a brief reason



## E Alt Text Analysis - Human-Text vs HAI-Text

Table 11: Descriptive statistics and Mann-Whitney tests show significant differences in rating by HCI experts for the HAI-Text and Human-Text across five criteria. HAI-Text was consistently rated better in all dimensions. At the same time, it shows that Human-Text did not meet the expectations of HCI experts.

Dependent Variable	<i>Mean ± STD</i>		<i>U</i>	<i>p</i> * < 0.05
	HAI-Text	Human-Text		
Accuracy	4.27 ± 0.85	3.73 ± 1.27	2675.0	0.016*
Completeness	4.41 ± 0.86	3.80 ± 1.14	2853.0	0.001*
Clarity	4.24 ± 0.88	3.60 ± 1.10	2856.5	0.001*
Effectiveness	4.15 ± 1.06	3.17 ± 1.45	2966.0	0.001*
Descriptiveness	4.15 ± 0.89	3.16 ± 1.32	2977.0	0.001*

## F Alt Text Analysis - Figure Complexity

Table 12: The feedback on alt text quality shows a clear difference in HAI-Text and Human-Text for simple and complex figures. The underlined values show the significance ( $p < 0.05$ ). For moderately complex figures, the difference between ratings is negligible.

Dependent Variable	<i>Mean ± STD - Simple</i>		<i>Mean ± STD - Moderate</i>		<i>Mean ± STD - Complex</i>	
	HAI-Text	Human-Text	HAI-Text	Human-Text	HAI-Text	Human-Text
Accuracy	<u>4.56 ± 0.73</u>	3.11 ± 1.27	4.27 ± 0.88	4.43 ± 0.81	<u>4.24 ± 0.85</u>	3.62 ± 1.23
Completeness	<u>4.67 ± 0.71</u>	2.89 ± 1.17	4.41 ± 0.91	4.10 ± 1.09	<u>4.41 ± 0.78</u>	3.94 ± 0.98
Clarity	<u>4.26 ± 0.93</u>	2.89 ± 1.36	4.22 ± 0.83	4.14 ± 0.85	<u>4.32 ± 0.72</u>	3.47 ± 1.05
Effectiveness	4.15 ± 1.10	3.00 ± 1.58	3.78 ± 1.30	3.71 ± 1.27	<u>4.41 ± 0.85</u>	2.94 ± 1.46
Descriptiveness	<u>4.00 ± 0.71</u>	2.33 ± 1.22	4.14 ± 0.94	3.67 ± 1.24	<u>4.21 ± 0.91</u>	3.06 ± 1.30