

NO WORD LEFT BEHIND: MITIGATING PREFIX BIAS IN OPEN-VOCABULARY KEYWORD SPOTTING

Yi Liu^{1*} Chuan-Che (Jeff) Huang² Xiao Quan²

¹ University of California San Diego, Dept. of Electrical and Computer Engineering
² Bose Corporation

ABSTRACT

Open-vocabulary keyword spotting (OV-KWS) enables personalized device control via arbitrary voice commands. Recently, researchers have explored using audio-text joint embeddings, allowing users to enroll phrases with text, and proposed techniques to disambiguate similar utterances. We find that existing OV-KWS solutions often overly bias the beginning phonemes of an enrollment, causing false triggers when negative enrollment-query pairs share a prefix (“turn the volume up” vs. “turn the volume down”). We trace this to two factors: training data bias and position-biased cross-modal scoring. To address these limitations, we introduce the Partial Overlap Benchmark (POB) with two datasets, POB-Spark and POB-LibriPhrase (POB-LP), containing mismatched audio-text pairs with shared prefixes, and propose Equal-weighting Position Scoring (EPS), a lightweight decision layer. Using EPS alone reduces EER on POB-Spark from 64.4% to 29.3% and improves POB-LP accuracy from 87.6% to 96.8%, while maintaining performance on LibriPhrase and Google Speech Commands (GSC). With POB data added in training, our work achieves the best POB benchmark results while incurring the least amount of degradation on prior metrics among baselines. This degradation is most pronounced in GSC, which contains only one-word commands. We surface mitigating this trade-off as future work.

Index Terms— Open-Vocabulary Keyword Spotting, Multi-modal Representation Learning, Synthetic Data Augmentation

1. INTRODUCTION

Open-vocabulary keyword spotting (OV-KWS) can enable many useful applications on edge devices, such as allowing users to define custom shortcuts for their devices (e.g., “turn the light on”, “open the garage”) and activating actions in portable game consoles (e.g., say “thunderbolt” to trigger a move in a game). Unlike keyword spotting with a pre-defined set of commands, OV-KWS allows arbitrary phrases to be enrolled and detected, broadening their utility in controlling edge devices.

Recent research has explored the use of joint audio-text embeddings for OV-KWS to simplify the enrollment process. A central challenge in this paradigm is aligning the two modalities. Most approaches adopt a three-stage neural architecture: 1) project audio query and enrolled text into a joint embedding space, 2) compute an alignment vector or matrix between the embeddings, and 3) apply a scoring layer to determine a matching score, as shown in Figure 1.

To bridge the gap between audio and text modalities, many studies introduce auxiliary objectives during training to improve embedding alignment. For instance, phoneme-level objectives have

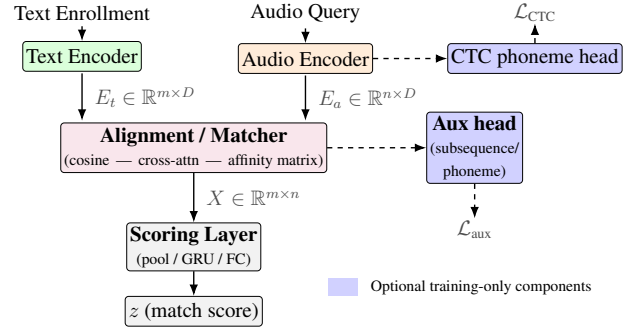


Fig. 1: General OV-KWS system with optional training-only heads.

been applied in both embedding alignment and audio encoder training [1–3]. A range of alignment architectures have also been explored, including self-attention [2, 4, 5], cross-attention [1, 4–6], dynamic sequence partitioning [3, 7], and CTC forced alignment [8]. In addition, generative models have been leveraged to augment training data by synthesizing hard negatives—pairs of audio and text with similar phonetic content but different meanings [9–11].

Among prior work, PhonMatchNet [2] and SLiCK [1] are notable examples that achieve state-of-the-art performance on the LibriPhrase dataset while using less than one million parameters during inference, making them feasible for edge deployment. To achieve this result, PhonMatchNet uses self-attention as the alignment mechanism to compare the audio and text embeddings at both the phoneme and utterance level. SLiCK uses a similar design but utilizes cross-attention as the alignment module. Additionally, it imposes a length constraint of 25 phonemes on the cross-attention layer to reduce computation complexity.

Although these works have achieved impressive performance on LibriPhrase test sets, we find that their performance drops sharply once the enrolled text contains three or more words (10 or more phonemes) and when they share an overlapping prefix as the query. We show an example of such error case in Figure 2. Our experiments point to two causes. First, the training and test sets used in these work (e.g., LibriPhrase and Google Speech Commands) contain few phrases with overlapping prefixes and are skewed toward phrases that are two words or shorter, leaving longer overlapping cases underrepresented. Second, existing scoring layers tend to easily bias toward early phonemes, further amplifying prefix confusion. As a result, both current models and benchmarks fail to address the ambiguity posed by partially overlapping query–enrollment pairs.

In this work, we improve OV-KWS by making the following contributions:

1. We show that existing OV-KWS solutions fail to handle par-

*Work done during an internship at Bose Corporation.

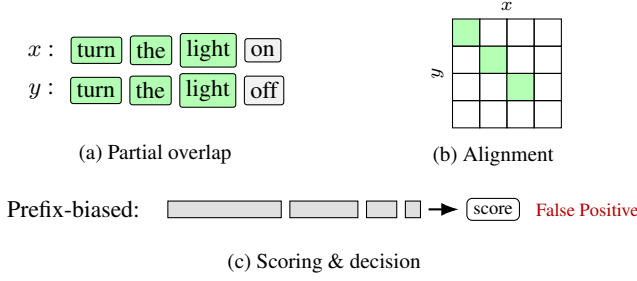


Fig. 2: Partial-overlap failure: query “turn the light off” vs. enrollment “turn the light on”. Top: (a) tokens and (b) alignment. Bottom: (c) a scorer that overweights early positions, producing a false positive

tially overlapping phrases, especially phrases sharing two or more common prefix words.

2. We then create two datasets, one derived from LibriPhrase and the other synthesized using a state-of-the-art text-to-speech model. These datasets form the basis of our Partial Overlap Benchmark to improve and better capture performance of OV-KWS in practical applications.¹
3. Finally, we design a lightweight equal-weighting position scoring (EPS) module and demonstrate that with EPS, we can achieve a 35.1% reduction in EER (64.4% \rightarrow 29.3%) on POB-Spark and a 9.2% improvement in accuracy (87.6% \rightarrow 96.8%) on POB-LP over previous work in differentiating longer phrases with overlapping prefix without sacrificing accuracy and computational efficiency on prior benchmarks.

2. PARTIAL OVERLAP BENCHMARK

Existing benchmarks rarely evaluate audio queries that match only a portion of an enrolled phrase, resulting in insufficient coverage for cases where enrolled utterances contain multiple words with overlapping prefixes. In this section, we first define *partial overlap* and *first-different phoneme index*, then apply these concepts to analyze LibriPhrase, a dataset commonly used for OV-KWS evaluation. Finally, we introduce our Partial Overlap Benchmark (POB) to address this gap.

2.1. Partial Overlap

We define *partial overlap* as a query that matches only the beginning part of an enrolled phrase. Let the enrollment be a token sequence $\mathbf{x} = (x_1, \dots, x_p)$ and the token sequence corresponding to the query audio be $\mathbf{y} = (y_1, \dots, y_q)$.

Definition 2.1 (Partial Overlap). A pair (\mathbf{x}, \mathbf{y}) exhibits *partial overlap* if

$$(y_i = x_i \ \forall i = 1, \dots, q) \wedge (p > q).$$

Thus \mathbf{y} coincides with the prefix of \mathbf{x} but differs at later positions.

¹We release our dataset at <https://github.com/cijinsama/Partial-Overlap-Benchmark>

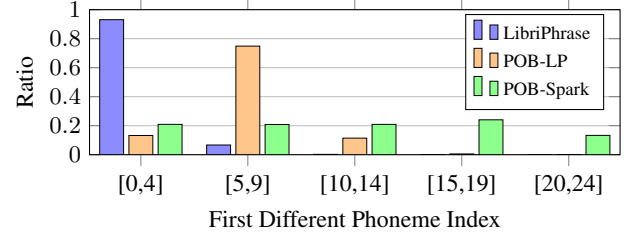


Fig. 3: Distribution of first-different phoneme index. LibriPhrase diverges almost immediately, whereas POB-LP and POB-Spark contain longer common prefixes before mismatch occurs, enabling more diverse overlapping cases for evaluation.

2.2. First-different Phoneme Index

We further define the *first-different phoneme index* as a measure of the degree of partial overlap in a dataset. For any two words, this index denotes the position of the first phoneme at which they differ. Using the first-different phoneme index to analyze LibriPhrase (see Figure 3), we find that the dataset primarily contains utterances sharing the first 0-4 phonemes. This limitation makes LibriPhrase less suitable for evaluating performance in applications where enrollments may consist of multiple words and common prefixes.

2.3. Design of Partial Overlap Benchmark

To address the aforementioned limitation, we introduce *Partial Overlap Benchmark (POB)*. POB contains two datasets:

- **POB-LP** A LibriPhrase-derived dataset created by appending an additional word from 10,000 most common English words [12] to the enrollment text sequence to simulate prefix overlaps. POB-LP is designed to follow the same phrase length distribution as the original LibriPhrase.
- **POB-Spark** A synthetic dataset generated with a state-of-the-art TTS model, Spark-TTS [13], to provide controlled overlap patterns across varied speaker characteristics. Compared to POB-LP, POB-Spark contains a balanced distribution across phrase lengths. We constructed this dataset with the following steps:
 1. **Word-phoneme mapping.** Each word $w \in W$ from common English words [12] is mapped to its CMU phoneme sequence $P(w)$, with length $L(w) = |P(w)|$.
 2. **Closest match.** For each w , find its phonetic neighbors. Phoneme similarity is measured by Levenshtein distance $\delta(\cdot, \cdot)$.
 3. **Phrase construction.** Randomly sample words $\{w_i\}$ such that $\sum_i L(w_i) < L_{\max}$, yielding a phrase.
 4. **Pair construction.** Replace one randomly chosen word w_j from a phrase with its phonetic neighbors w'_j , yielding a phrase pair.
 5. **Sample.** From all candidate pairs, compute real pronunciations by G2P [14] and the first differing index i_{diff} . Then sample such that i_{diff} is approximately uniformly distributed.
 6. **Final dataset.** Each pair (a, b) yields (a, b, False) , (b, a, False) and (a, a, True) query-anchor-label tuples.

As shown in Figure 3, the POB datasets contain far more overlapping prefixes across all phrase lengths than the original LibriPhrase, enabling more realistic and challenging evaluation.

3. PREFIX BIAS AND EPS MODULE

In addition to positional skews in the training data, we also find that architectural design plays an important role in amplifying such biases. In this section, we first define *Prefix Bias*, highlight its existence in a state-of-the-art work, and present an alternative scoring design aimed at alleviating symptoms caused by such biases.

3.1. Prefix Bias

As shown in Figure 1, we denote the hidden variable after the Alignment/Matcher module as $X \in \mathbb{R}^{m \times n}$. X_i encodes the degree to which the anchor text phoneme at position i matches to the query audio. Subsequently, a scoring module assigns position-dependent weights a_i to the vectors and aggregates them to produce the final binary decision z . We see this pattern in both SLiCK and PhonMatchNet, two sub-1M-parameter models mentioned in section 1. In SLiCK, this is done by utterance-level matching FC layer and softmax, and in PhonMatchNet, a GRU paired with an FC layer and sigmoid activation.

Definition 3.1 (Prefix Bias). Let $X = [X_1, \dots, X_m] \in \mathbb{R}^{m \times n}$ and $A = [a_1, \dots, a_m]$. The expected contribution of position i is

$$C_i = \mathbb{E}_{X_i} [a_i^\top X_i].$$

We define the **prefix concentration score**

$$\rho(k) = \frac{\sum_{i=1}^k \|a_i\|_2}{\sum_{i=1}^m \|a_i\|_2},$$

which measures how much scoring weight is concentrated in the first k positions.

3.2. Prefix Bias Can be Found in Prior Work

Our experiments indicate that prefix bias can be directly observed in previous work through matcher module weight visualization. Using SLiCK as an example, Figure 5 visualizes the position-wise contributions C_i of the matcher module: the SLiCK baseline overweighs earlier phoneme indices much more than later ones. This suggests that the trained module will prioritize matching earlier sections of an audio-text pair, potentially ignoring later mismatches. This occurs even when subsequence-level matching loss is used – one of the main contributions of SLiCK – as an auxiliary task during training, designed to disambiguate similar sounding audio-text pairs with common phoneme components, e.g. “blue” vs “glue”. In the next section we introduce our alternative scorer module design that specifically addresses this bias.

3.3. Equal-weighting Position Scoring (EPS) Module

To mitigate prefix bias, we propose *Equal-weighting Position Scoring* module, a lightweight change applied only at the final scoring stage of OV-KWS models. Instead of flattening time-aligned embeddings into a position-biasing FC layer, we replace it with a single position-independent linear map followed by average pooling, see Figure 4:

$$z_i = w^\top X_i, \quad z = \frac{1}{m} \sum_{i=1}^m z_i + b,$$

Here, $X \in \mathbb{R}^{m \times n}$ denotes the sequence of alignment vectors from the audio-text matcher, where m is the number of token positions and n the per-position feature dimension. All positions share the

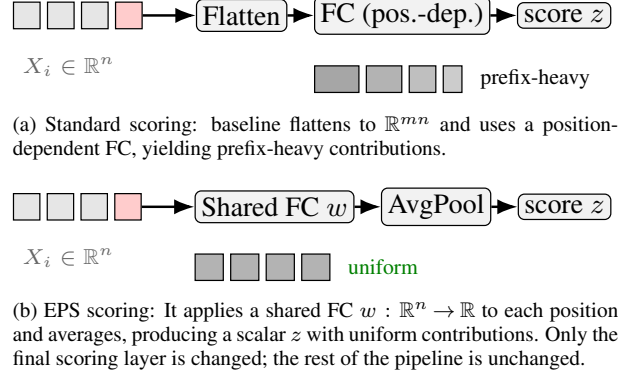
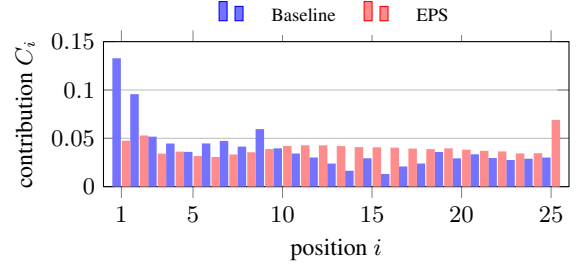
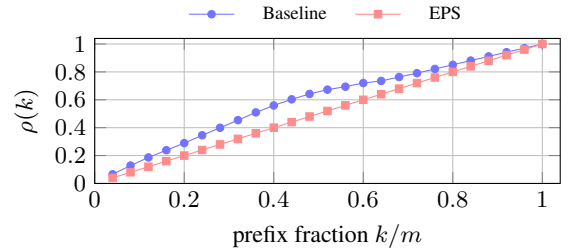


Fig. 4: Final scoring stage in SLiCK. Gray squares denote aligned per-position features ($X_i \in \mathbb{R}^n$) from the preceding alignment module, stacked as $X \in \mathbb{R}^{m \times n}$.

same weight vector w , so contributions are uniform across time. This modification adds no additional parameters and removes dependence on a fixed input-sequence-length before the matcher module. We position EPS as a minimal, interpretable baseline; future work could explore constrained dynamic attention or positional weight regularization to improve discriminative power without re-introducing bias.



(a) Position-wise contributions C_i (normalized): the baseline concentrates weight on early positions (tall left bars), whereas EPS distributes weight more uniformly.



(b) Cumulative prefix concentration $\rho(k)$ vs. prefix fraction k/m : the baseline rises steeply above the identity (high prefix concentration), while EPS tracks the identity (little to no prefix bias).

Fig. 5: Prefix-bias diagnostics with $m=25$ positions

4. EXPERIMENTS

To evaluate the effect of adding POB data and applying our EPS module at the final output layer, we conduct controlled experiments across multiple training conditions. Specifically, we modify only the final scoring layer of SLiCK (Figure 4) to use the proposed EPS module, and refer to this variant as **SLiCK-EPS**. This isolates the

Table 1: Results across two training regimes. 1. **LibriPhrase-only**: isolates the architectural effects of using EPS. 2. **POB data augmentation**: incorporates additional POB data during training. This regime highlights training data composition effects.

Model	Param	LP-easy		LP-hard		GSC		POB-Spark		POB-LP
		EER ↓	AUC ↑	EER ↓	AUC ↑	EER ↓	AUC ↑	EER ↓	AUC ↑	
PhonMatchNet ¹	655K	4.49%	99.02%	23.18%	84.55%	10.28%	95.95%	34.98%	70.14%	64.30%
SLiCK ²	580K	2.14%	99.76%	14.30%	91.77%	8.00%	97.52%	64.41%	31.34%	87.62%
SLiCK-EPS (ours)	557K	1.82%	99.80%	13.70%	92.66%	8.87%	97.19%	29.28%	77.47%	96.82%
PhonMatchNet + POB training	–	11.72%	95.25%	29.81%	76.77%	27.73%	80.52%	18.68%	89.25%	99.87%
SLiCK + POB training	–	5.26%	98.69%	25.46%	81.52%	25.92%	80.92%	29.23%	77.88%	98.70%
SLiCK-EPS + POB training (ours)	–	3.24%	99.49%	17.75%	89.41%	18.75%	89.31%	16.15%	91.14%	99.42%

scoring mechanism while keeping the encoder and alignment modules unchanged, enabling us to directly attribute performance differences to the scoring design.

Datasets: We first use LibriPhrase [15] as training dataset (182,570 samples). Then combine it with our proposed POB training set (90,808 samples) for comparison. For evaluation, we use the LibriPhrase-hard, LibriPhrase-easy, Google Speech Commands [16] and our proposed two subsets: POB-Spark and POB-LP as test set.

Baselines: At time of writing, we evaluate SLiCK and PhonMatchNet as the strongest sub-1M-parameter on-device OV-KWS baselines. We re-implement both per their original specifications to ensure fair, controlled comparisons; our LibriPhrase/GSC numbers closely match reported results (Table 1).

We train all models with Adam (2500 warm-up steps), batch size 1024, for 50k steps. Phonemes are encoded using the CMU dictionary (73 tokens). Models are implemented in PyTorch on x86 Linux with four RTX 4090 GPUs.

5. RESULTS

5.1. Partial overlap is a major failure mode in baseline models

When training with only the LibriPhrase dataset, both baselines are strong on prior benchmarks yet fail under partial overlap conditions. SLiCK shows weak performance on POB-Spark, yielding an EER of 64.4% and an AUC of 31.3%. Similarly, PhonMatchNet’s performance is also limited, with an EER of 35.0% and an AUC of 70.1%. This illustrates that partial-overlap phrases are a primary failure mode when models lack explicit overlap exposure or deliberate architectural considerations.

5.2. EPS reduces prefix bias with minimal in-domain change

Replacing the scoring layer with EPS markedly improves overlap robustness while keeping performance on prior metrics nearly unchanged. Compared to SLiCK, SLiCK-EPS reduces EER on POB-Spark dataset by 35.1%, dropping from 64.4% to 29.3%, while improving accuracy (ACC) by 46.2%, from 31.3% to 77.5%. It also improves accuracy on POB-LP from 87.6% to 96.8%. Compared to PhonMatchNet, SLiCK-EPS reduces POB-Spark EER from 35.0% to 29.3% and improves ACC in POB-LP from 64.3% to 96.8%. These performance gains on the POB benchmark come without sacrificing previous metrics, with SLiCK-EPS achieving a slight improvement over both baseline models.

¹We used the official pytorch implementation of [2] from their GitHub repository <https://github.com/ncsoft/PhonMatchNet>.

²We implemented the model based on configurations from the original paper.

5.3. POB augmentation improves POB performance but degrades prior metrics

Adding POB data further improves the overlap robustness for all models. *SLiCK-EPS + POB training* achieves the best performance on POB-Spark regarding both EER (16.2%) and AUC (91.1%). However, we observe a performance degradation for all models on the original LibriPhrase and GSC metrics. This suggests that naively adding POB-training data in the current manner may not be the best approach. More work is required to examine the optimal way to incorporate data outside the domain.

5.4. Best cross-domain balance comes from combining EPS and POB

As mentioned previously, adding POB data during training improves POB benchmark metrics at the expense of the original metrics. However, *SLiCK-EPS + POB training* introduces the lowest degradation while delivering the strongest performance in POB-Spark. The performance regression on GSC – which consists of only 1-word utterances, suggests a data composition conflict. The longer-overlap priors introduced by POB datasets may lead the model to de-emphasize the limited phonetic information in brief, single-word utterances. This indicates that while EPS improves robustness for longer, prefix-sharing commands, short-phrase sensitivity requires more nuanced data balancing and weight regularization design in future work.

6. CONCLUSION

Open-vocabulary keyword spotting enables customized, on-device voice control, yet existing models perform poorly in conditions where *negative* enrollment-query pairs share a common prefix, a case underrepresented in standard benchmarks. To make this failure mode measurable, we introduce Partial Overlap Benchmark (POB) consisting of both real and synthesized data; and a lightweight Equal-weighting Position Scoring (EPS) layer that reduces positional bias at the final scoring stage of OV-KWS systems. Evaluations against sub-1M-parameter baselines show that EPS alone restores much of the lost robustness in partial overlap conditions while preserving performance on original benchmark metrics. With POB data added in training, SLiCK-EPS achieves the strongest POB results and the smallest regressions on LibriPhrase and GSC dataset metrics compared to baselines. While adding POB data during training further improves results, it introduces a non-trivial performance trade-off on short commands like GSC. We surface this tension as a direction for future work, focusing on optimized data composition to better balance accuracy across diverse phrase lengths and evaluation regimes.

7. REFERENCES

- [1] Kumari Nishu, Minsik Cho, and Devang Naik, “Slick: Exploiting subsequences for length-constrained keyword spotting,” in *ICASSP 2025 IEEE International Conference on Acoustics, Speech and Signal Processing (ICASSP)*. IEEE, 2025, pp. 1–5.
- [2] Yong-Hyeok Lee and Namhyun Cho, “Phonmatchnet: Phoneme-guided zero-shot keyword spotting for user-defined keywords,” in *Proc. Interspeech 2023*, 2023, pp. 3964–3968.
- [3] Kumari Nishu, Minsik Cho, Paul Dixon, and Devang Naik, “Flexible keyword spotting based on homogeneous audio-text embedding,” in *ICASSP 2024-2024 IEEE International Conference on Acoustics, Speech and Signal Processing (ICASSP)*. IEEE, 2024, pp. 5050–5054.
- [4] Kewei Li, Hengshun Zhou, Kai Shen, Yusheng Dai, and Jun Du, “Phoneme-level contrastive learning for user-defined keyword spotting with flexible enrollment,” in *ICASSP 2025 IEEE International Conference on Acoustics, Speech and Signal Processing (ICASSP)*. IEEE, 2025, pp. 1–5.
- [5] Youkyum Kim, Jaemin Jung, Jihwan Park, Byeong-Yeol Kim, and Joon Son Chung, “Bridging the gap between audio and text using parallel-attention for user-defined keyword spotting,” *IEEE Signal Processing Letters*, 2024.
- [6] Youngmoon Jung and Yong-Hyeok Lee and Myunghun Jung and Jaeyoung Roh and Chang Woo Han and Hoon-Young Cho, “Adversarial Deep Metric Learning for Cross-Modal Audio-Text Alignment in Open-Vocabulary Keyword Spotting,” in *Interspeech 2025*, 2025, pp. 2645–2649.
- [7] Kumari Nishu, Minsik Cho, and Devang Naik, “Matching latent encoding for audio-text based keyword spotting,” in *Proc. Interspeech 2023*, 2023, pp. 1613–1617.
- [8] Dohyun Kim and Jiwook Hwang, “Fully end-to-end streaming open-vocabulary keyword spotting with w-ctc forced alignment,” in *Proc. Interspeech 2025*, 2025, pp. 519–523.
- [9] Pai Zhu, Jacob W Bartel, Dhruuv Agarwal, Kurt Partridge, Hyun Jin Park, and Quan Wang, “Ge2e-kws: Generalized end-to-end training and evaluation for zero-shot keyword spotting,” in *2024 IEEE Spoken Language Technology Workshop (SLT)*. IEEE, 2024, pp. 999–1006.
- [10] Harry Zhang, Kurt Partridge, Pai Zhu, Neng Chen, Hyun Jin Park, Dhruuv Agarwal, and Quan Wang, “Graphemeaug: A systematic approach to synthesized hard negative keyword spotting examples,” *arXiv preprint arXiv:2505.14814*, 2025.
- [11] Pai Zhu and Quan Wang and Dhruuv Agarwal and Kurt Partridge, “LLM-Synth4KWS: Scalable Automatic Generation and Synthesis of Confusable Data for Custom Keyword Spotting,” in *Interspeech 2025*, 2025, pp. 2675–2679.
- [12] Josh Kaufman, “<https://github.com/first20hours/google-10000-english>,” 2012, GitHub repository.
- [13] Xinsheng Wang, Mingqi Jiang, Ziyang Ma, Ziyu Zhang, Songxiang Liu, Linqin Li, Zheng Liang, Qixi Zheng, Rui Wang, Xiaoqin Feng, Weizhen Bian, Zhen Ye, Sitong Cheng, Ruibin Yuan, Zhixian Zhao, Xinfu Zhu, Jiahao Pan, Liumeng Xue, Pengcheng Zhu, Yunlin Chen, Zhifei Li, Xie Chen, Lei Xie, Yike Guo, and Wei Xue, “Spark-tts: An efficient llm-based text-to-speech model with single-stream decoupled speech tokens,” 2025.
- [14] Jongseok Park, Kyubyong & Kim, “g2pe,” <https://github.com/Kyubyong/g2p>, 2019.
- [15] Hyeon-Kyeong Shin, Hyewon Han, Doyeon Kim, Soo-Whan Chung, and Hong-Goo Kang, “Learning audio-text agreement for open-vocabulary keyword spotting,” in *Proc. Interspeech 2022*, 2022, pp. 1871–1875.
- [16] P. Warden, “Speech Commands: A Dataset for Limited-Vocabulary Speech Recognition,” *ArXiv e-prints*, Apr. 2018.